

# Conservative Inference for Counterfactuals

Sivaraman Balakrishnan, Edward Kennedy, Larry Wasserman

October 17 2023

*In causal inference, the joint law of a set of counterfactual random variables is generally not identified. We show that a conservative version of the joint law — corresponding to the smallest treatment effect — is identified. Finding this law uses recent results from optimal transport theory. Under this conservative law we can bound causal effects and we may construct inferences for each individual’s counterfactual dose-response curve. Intuitively, this is the flattest counterfactual curve for each subject that is consistent with the distribution of the observables. If the outcome is univariate then, under mild conditions, this curve is simply the quantile function of the counterfactual distribution that passes through the observed point. This curve corresponds to a nonparametric rank preserving structural model.*

## 1 Introduction

Let  $A \in \mathbb{R}$  denote a treatment variable and  $Y$  an outcome of interest. The counterfactual random variable  $Y(a)$  is the value  $Y$  would have had if  $A$  had been set to  $a$ . Suppose we observe  $(A, Y)$  for some subject. Under the usual assumption of no interference, we have that  $Y = Y(A)$ . Thus, we observe one point of the counterfactual curve  $\mathcal{Y} = (Y(a) : a \in \mathbb{R})$ . Can we infer the remainder of the curve  $Y(a)$  for values  $a \neq A$ ? In general, the answer is no. While the marginal distribution  $P_a$  of each counterfactual  $Y(a)$  is identified (under standard conditions), the joint distribution  $J$  of the whole curve  $\mathcal{Y}$  is not identified.

The point of this note is to explain that it is possible to infer a conservative estimate of  $\mathcal{Y}$ . Specifically, there is a joint distribution  $J_*$  — consistent with the identified marginals  $P_a$  — that minimizes a certain treatment effect parameter  $\psi$ . Under  $J_*$ , the distribution of  $Y(a)$  given that  $Y(A) = Y$ , is degenerate and puts all its mass on the curve

$$Y_*(a) = F_a^{-1}(F_A(Y)) \quad (1)$$

where  $F_a(y) = P_a(Y(a) \leq y)$  (and  $F_A(Y)$  denotes  $F_a(y)$  at the observed  $(A, Y)$  values). This curve is simply the causal quantile curve passing through the point  $(A, Y)$ . It is also the optimal transport map from  $Y(A)$  to  $Y(a)$ . We will explain why this is true and relate it to known bounds on causal effects. The curve  $Y_*(a)$  can be seen as a nonparametric rank preserving structural causal model (Robins and Tsiatis, 1991). The connection to optimal transport inspires us to look at a few other causal quantities related to optimal transport.

Figure 1 shows an example. There are three counterfactual curves corresponding to three datapoints  $(A_1, Y_1), (A_2, Y_2), (A_3, Y_3)$ . The points indicate these observations. Although the curves are not identified, we can infer the “flattest” curves through the observed points that are consistent with the marginals which are identified.

Our primary focus is on continuous treatments, but we also consider discrete treatments as well. In the binary case  $A \in \{0, 1\}$  we can identify the law  $P_0$  of  $Y(0)$  and the law  $P_1$  of  $Y(1)$  but not the joint law  $J_*$  of  $(Y(0), Y(1))$ . The optimal transport map  $T$  from  $P_0$  to  $P_1$  defines a joint distribution  $J$  which gives conservative estimates of the joint. This corresponds to the well-known Fréchet-Hoeffding bounds (Fan and Park, 2010; Heckman and Smith, 1995; Aronow et al., 2014). Figure 2 shows an example. The plot shows the density of  $P_0$  and  $P_1$ . The black dots are the observed  $Y_i$ ’s. The open red dots show the imputed values of the other counterfactual value under the conservative joint law  $J$ . Causal estimates computed under  $J$  provide sharp lower bounds on various causal effects.

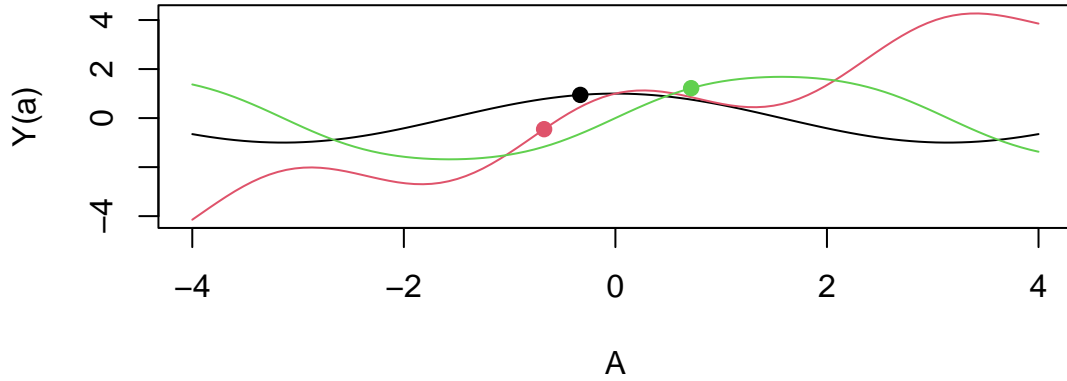


Figure 1: *There are three counterfactual curves  $Y_1(a), Y_2(a), Y_3(a)$ . The points indicate the observations  $(Y_1, A_1), (Y_2, A_2), (Y_3, A_3)$  which correspond to one point on each curve. Although the curves are not identified, we can infer the flattest lines through the observed points that are consistent with the marginals which are identified.*

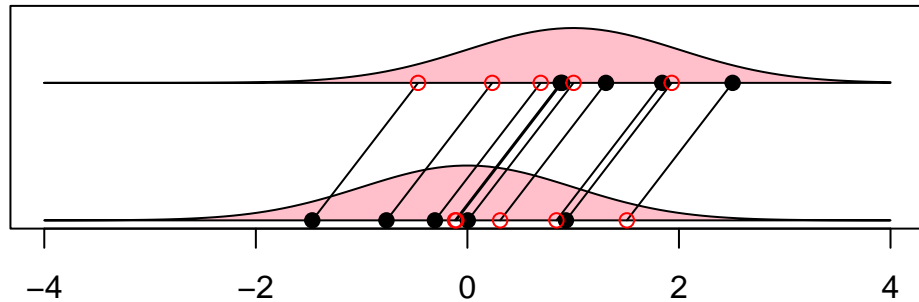


Figure 2: *Binary case. The black dots are the observed  $Y_i$ 's. The open red dots show the imputed values of the other counterfactual value under the conservative joint law  $J$ .*

As another illustrative example, suppose that in some population there are only two types of subjects: those with dose response curves of the form  $Y(a) = a - 1$  and those with curves of the form  $Y(a) = -a + 1$  with, say, equal probability. These are the two lines in Figure 3. Hence  $\mathbb{E}[Y(a)] = 0$ . The marginal distribution of  $Y(a)$  is

$$F_a(y) = (1/2)\delta_{a-1} + (1/2)\delta_{-a+1}.$$

If  $(A, Y)$  falls on the line  $a - 1$  then  $\mathbb{E}_*[Y(a)|Y(A)] = a - 1$ . If  $(A, Y)$  falls on the line  $-a + 1$  then  $\mathbb{E}_*[Y(a)|Y(A)] = -a + 1$ . In this case, we recover  $Y(a)$  perfectly from  $(A, Y)$  but of course this is an extreme example. A curve that jumps back and forth between the two lines is consistent with the marginals  $F_a$ . But such a curve would have a huge, wild, causal effect. The flattest curve passing through any one point is simply the line on which it falls.

We also consider conditional effects. Specifically, we identify the law  $J_v$  of  $Y(a)$  given  $V = v$ , that minimizes the causal effect. And again we can then find the conservative counterfactual curve  $\mathbb{E}_{J_v}[Y(a)|Y(A) = Y, V = v]$ .

In addition to finding conservative inferences, we also consider estimating the Wasserstein barycenter of the distributions  $P_a$  which provides a summary of these distributions.

**Related Work.** Finding bounds on causal effects has a long history. In the binary treatment case, the cdf of  $Y(1) - Y(0)$  can be bounded using the Frechet-Hoeffding bound (Heckman and Smith, 1995; Fan and Park, 2010). Inference for these bounds was considered in Fan and Park (2010). Manski (1997) found bounds on the distribution of monotone treatment effects. The variance of  $Y(1) - Y(0)$  is studied in Robins (1988); Aronow et al. (2014). As mentioned above, under some conditions, the conservative estimate of the individual counterfactual dose response curve is a quantile regression of  $Y(a)$ . Causal quantile regression has been studied in Firpo (2007). The problem we study is related to the problem of inferring the dynamics of cells given cross-sectional observations of many cells over time (Lavenant et al., 2021). In that case, one has several observations per sample path and there is no causal model involved.

**Paper Outline.** We start with the binary case in Section 2. In Section 3 we give some background on causal inference and optimal transport. We formally define conservative inference in Section 4. In Section 5 we consider the infinitesimal effect which measures the change in the law of  $Y(a)$  under small changes of  $a$ , which is related to the conservative effect. The conditional case is discussed in Section 6. In Section 7 we discuss inference. Section 8 contains some examples. Concluding remarks are in Section 9.

## 2 Binary Treatments

Although our goal is to deal with continuous treatments, it will be helpful conceptually to begin with the binary case. Consider an outcome of interest  $Y$ , a treatment  $A \in \{0, 1\}$  and confounders  $X$ . Introduce counterfactual random variables  $Y(0)$  and  $Y(1)$  which are the outcomes we would observe if  $A = 0$  or  $A = 1$ . The outcome  $Y$  is related to the counterfactuals by  $Y = AY(1) + (1 - A)Y(0)$ . Under the conditions in Section 3,  $\mathbb{E}[Y(a)]$  is identified and satisfies

$$\mathbb{E}[Y(a)] = \int \mu(x, a) d\mathbb{P}(x)$$

where  $\mu(x, a) = \mathbb{E}[Y|X = x, A = a]$ . Similarly, the distribution  $P_a$  of  $Y(a)$  is identified and its cdf is given by

$$F_a(y) \equiv \mathbb{P}(Y(a) \leq y) = \int \mathbb{P}(Y \leq y | X = x, A = a) d\mathbb{P}(x).$$

The joint distribution of  $(Y(0), Y(1))$  is not identified. Hence, quantities like  $\mathbb{E}[Y(1)|Y(0)]$  are not identified. But the joint can be bounded by the well-known Frechet-Hoeffding bounds (Fan and Park, 2010; Aronow

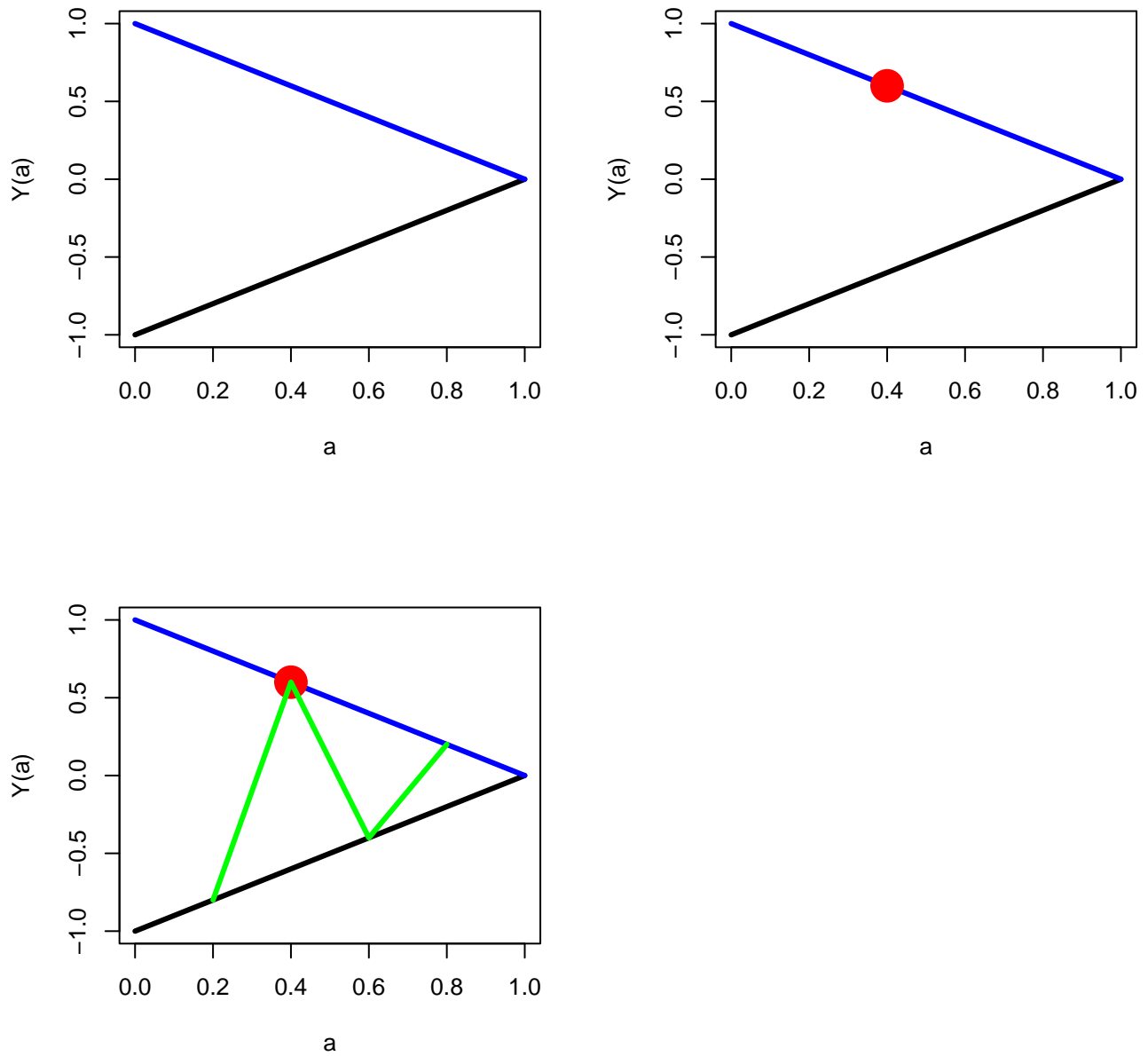


Figure 3: In this example, the curve  $Y(a)$  is equal to one of two lines with equal probability. Given the observation (the large red dot on the top line) there are infinitely many curves passing through the observation and that are consistent with the distribution. One is the blue line itself. Another is the green line in the bottom left plot. The most conservative estimate, under the joint distribution that minimizes  $\int \int \mathbb{E}[(Y(a) - Y(b))^2] d\Pi(a) d\Pi(b)$  is the blue line.

et al., 2014). Specifically, let  $F$  be the joint cdf of  $(Y(0), Y(1))$  Then

$$L(y_0, y_1) \leq F(y_0, y_1) \leq U(y_0, y_1)$$

where

$$L(y_0, y_1) = \max \left\{ F_0(y_0) + F_1(y_1) - 1, 0 \right\}, \quad U(y_0, y_1) = \min \left\{ F_0(y_0), F_1(y_1) \right\}.$$

From this it may be shown that  $G(t) = P(Y(1) - Y(0) \leq t)$  is bounded by  $G_L(t) \leq G(t) \leq G_U(t)$  where

$$G_L(t) = \sup_z \max \left\{ F_1(z) - F_0(z - t), 0 \right\}, \quad G_U(t) = 1 + \inf_z \min \left\{ F_1(z) - F_0(z - t), 0 \right\}.$$

Now define  $\psi = \mathbb{E}[(Y(1) - Y(0))^2]$  which is one way of measuring the size of the causal effect. This parameter is not identified but can be bounded from the Frechet-Hoeffding bounds. Let  $\mu_0 = \mathbb{E}[Y(0)]$ ,  $\mu_1 = \mathbb{E}[Y(1)]$ ,  $\sigma_0^2 = \text{Var}[Y(0)]$  and  $\sigma_1^2 = \text{Var}[Y(1)]$ . Note that

$$\mathbb{E}[(Y(1) - Y(0))^2] = \sigma_0^2 + \sigma_1^2 + (\mu_1 - \mu_0)^2 - 2\text{Cov}[Y(0), Y(1)]$$

so lower bounding  $\mathbb{E}[(Y(1) - Y(0))^2]$  is equivalent to upper bounding  $\text{Cov}[Y(0), Y(1)]$ . We can bound the covariance by the corresponding Frechet-Hoeffding bound

$$\int_0^1 F_1^{-1}(u)F_0^{-1}(1-u)du - \mu_0\mu_1 \leq \text{Cov}[Y(0), Y(1)] \leq \int_0^1 F_1^{-1}(u)F_0^{-1}(u)du - \mu_0\mu_1.$$

The upper bound corresponds to the coupling  $(Y(0), Y(1)) = (F_0^{-1}(U), F_1^{-1}(U))$  and the lower bound corresponds to the coupling  $(Y(0), Y(1)) = (F_0^{-1}(1-U), F_1^{-1}(U))$  where  $U \sim \text{Unif}(0, 1)$ . Hence,

$$\psi \geq \mathbb{E}_{J_*}[(Y(1) - Y(0))^2] \tag{2}$$

where  $J_*$  is the joint distribution of  $(Y(0), Y(1))$  under the minimizing coupling  $(F_0^{-1}(U), F_1^{-1}(U))$ . Since  $J_*$  minimizes the causal effect we refer to it as the *conservative coupling*. The lower bound  $\mathbb{E}_{J_*}[(Y(1) - Y(0))^2]$  is identified. We note that under  $J_*$

$$(Y(0), Y(1)) \sim (Y(0), T(Y(0))) \sim (T^{-1}(Y(1)), Y(1))$$

where  $T(y) = F_0^{-1}(F_1(y))$  is the optimal transport map (described in the next section) from  $F_0$  to  $F_1$ .

Now suppose we observe  $(X, A, Y)$ . What can we say about  $(Y(0), Y(1))$  under the conservative coupling  $J_*$ . Suppose that  $A = 0$ . Then  $Y = Y(0)$  so we know  $Y(0)$ . And under  $J_*$ ,  $Y(1) = T(Y(0))$  so we also know  $Y(1)$ . More precisely, the law of  $Y(1)$  given  $(X, A = 1, Y)$  is a point mass at  $T(Y(0))$ . Hence,

$$\mathbb{E}[Y(1)|X, A = 0, Y] = T(Y(0)).$$

Similarly,

$$\mathbb{E}[Y(0)|X, A = 1, Y] = T^{-1}(Y(1)).$$

More succinctly, for any  $a, a'$ ,

$$\mathbb{E}[Y(a)|X, A = a', Y] = T_{a',a}(Y(a')) \tag{3}$$

where  $T_{a',a}$  is the optimal transport map from  $F_{a'}$  to  $F_a$ . (We can reason similarly, using the coupling that minimizes  $\mathbb{E}[(Y(1) - Y(0))^2|X = x]$ ; see Section 6.)

Now given  $n$  subjects  $(X_1, A_1, Y_1), \dots, (X_n, A_n, Y_n)$  we have

$$\mathbb{E}[Y_i(a)|X_i, A_i = a', Y_i] = T_{a',a}(Y_i(a')). \tag{4}$$

We can use the  $n$  observations to estimate  $T_{a,a'}$  and thus we can estimate  $\mathbb{E}[Y_i(a)|X_i, A_i = a', Y_i]$ . We regard this as our best, conservative estimate of all the unobserved counterfactuals. The remainder of this paper shows how to generalize this argument to the case where the treatment  $A$  is a continuous random variable.

### 3 Background

In this section we review some background material.

**Causal Inference.** Let  $(X, A, Y) \sim P$  where  $X \in \mathbb{R}^d$  is a vector of confounding variables,  $A \in \mathbb{R}$  is a treatment and  $Y \in \mathbb{R}$  is an outcome. Let  $\pi(a|x)$  denote the density of  $A$  given  $X$  which is called the *propensity score*. We make the following assumptions, which are standard in causal inference:

- (A1) No unobserved confounding:  $Y(a)$  is independent of  $A$  given  $X$ .
- (A2) No interference:  $Y = Y(A)$ .
- (A3) Overlap:  $\pi(a|x) \geq \epsilon > 0$  for all  $x$  and  $a$ .

Under these assumptions, the distribution  $P_a(\cdot)$  of  $Y(a)$  is identified and is given by

$$P_a(B) = \mathbb{P}(Y(a) \in B) = \int P(Y \in B | X = x, A = a) dP(x) \quad (5)$$

for every  $B$ . We let  $F_a$  denote the cdf for  $P_a$ . The joint distribution of the entire curve  $\mathcal{Y} = (Y(a) : a \in \mathbb{R})$  is denoted by  $J$  but this distribution is, in general, not identified. Given  $n$  observations  $(X_1, A_1, Y_1), \dots, (X_n, A_n, Y_n)$  there are a variety of estimates of  $P_a$ . For example, the plugin estimator is  $\hat{P}_a(B) = n^{-1} \sum_i \hat{P}_n(B | X_i, a)$  where  $\hat{P}_n(\cdot | X, A)$  is some estimate of  $P(\cdot | X, A)$ ; see Section 7. We only observe one point  $Y_i = Y_i(A_i)$  on each counterfactual curve  $\mathcal{Y}_i = (Y_i(a) : a \in \mathbb{R})$ .

**Optimal Transport.** Let  $X \sim P$  and  $Y \sim Q$ . The joint distribution  $J_*$  that minimizes  $\mathbb{E}_J[||X - Y||^2]$  over all joint distributions  $J$  having marginals  $P$  and  $Q$  is the *optimal transport plan* and the value of the minimum is the squared 2-Wasserstein distance, denoted by  $W^2(P, Q) = \mathbb{E}_{J_*}[||X - Y||^2]$ . If  $P$  has a density then  $J$  is concentrated on the graph of a function  $T$ . This function, called the *optimal transport map*, minimizes  $\int ||T(x) - x||^2 dP(x)$  subject to the condition that  $T(X) \sim Q$ . If  $X$  is real-valued then  $T(x) = G^{-1}(F(x))$  where  $F(x) = P(X \leq x)$  and  $G(x) = Q(X \leq x)$ . We note in passing that there is a connection between optimal transport maps and *structural nested distribution models* (Robins, 1989, 1992; Vansteelandt and Joffe, 2014). These are models for the distribution of  $Y(a)$  of the form

$$\gamma(y; x, a, \beta) = F_{0|x,a}^{-1}(F_{a|x,a}(y))$$

where  $F_{b|x,a}(y) = P(Y(b) \leq y | X = x, A = a)$  and  $\gamma$  is some function indexed by the parameter  $\beta$ . Thus, we see that  $\gamma(y; x, a, \beta)$  is actually a parametric model for the optimal transport map from  $Y(a)$  to  $Y(0)$ , conditional on  $X$  and  $A$ . van der Laan and Robins (2003) considered parametric models for marginalized transport maps, such as  $F_0^{-1}(F_a(y))$ , calling them marginal structural nested distribution models (see for example page 350 of van der Laan and Robins (2003)).

**The Barycenter.** Given distributions  $(P_a : a \in \mathbb{R})$  and a distribution  $\nu$  on  $A$ , the *barycenter*  $B$  is the distribution on  $Y$  that minimizes the average Wasserstein distance  $\int W^2(P_a, B) d\nu(a)$ . In particular we take  $\nu = \Pi$  where  $\Pi$  is the marginal distribution of  $A$ . We call  $B$  the *causal barycenter*.  $B$  plays a role in some of the bounds but it may be of intrinsic interest as it serves as a summary of the distributions  $(P_a : a \in \mathbb{R})$ . When  $Y$  is univariate and  $P_a$  has cdf  $F_a$ , the barycenter  $B$  has cdf  $G$  given by

$$G^{-1}(u) = \int F_a^{-1}(u) d\Pi(a).$$

If  $P_a$  is Gaussian with mean  $\mu(a)$  and covariance  $\Sigma(a)$  then  $B$  is Gaussian with mean  $\mu = \int \mu(a) d\Pi(a)$  and covariance  $\Sigma$  satisfies

$$\Sigma = \int \sqrt{\Sigma^{1/2} \Sigma(a) \Sigma^{1/2}} d\Pi(a).$$

Barycenters are useful summaries of sets of distributions because they are shape preserving. For example, the barycenter of a  $N(-\mu, 1)$  and  $N(\mu, 1)$  is a  $N(0, 1)$  whereas the Euclidean average is the mixture  $(1/2)N(-\mu, 1) + (1/2)N(\mu, 1)$  which looks nothing like either distribution.

## 4 Conservative Causal Effects

Let  $\mathcal{J}$  denote all possible joint laws for  $\mathcal{Y} = (Y(a) : a \in \mathbb{R})$  with marginals  $(P_a : a \in \mathbb{R})$ . Let  $\psi(J)$  be some functional that measures a causal effect. We say that  $J_* \in \mathcal{J}$  is *conservative with respect to  $\psi$*  if it minimizes  $\psi(J)$ . Examples of such functionals are the *quadratic effect*

$$\psi(J) = \mathbb{E}_J \left[ \int \int |Y(a) - Y(a')|^2 d\Pi(a) d\Pi(a') \right],$$

the *differential effect*

$$\psi(J) = \mathbb{E}_J \left[ \int (Y'(a))^2 d\Pi(a) \right],$$

and the contrast relative to a baseline  $a_0$

$$\psi(J) = \mathbb{E}_J \left[ \int (Y(a) - Y(a_0))^2 d\Pi(a) \right].$$

We will primarily focus on the quadratic effect although we shall discuss the differential effect briefly.

### 4.1 Quadratic Effect

Let  $J_* \in \mathcal{J}$  minimize  $\psi(J)$ . We call  $J_*$  the *conservative coupling* as it is the element of  $\mathcal{J}$  that minimizes the given causal effect. We then define  $\mathbb{E}_{J_*}[Y(a)|X, A, Y]$  which is a conservative guess of the whole counterfactual curve given the observation  $(X, A, Y)$ . We will see that, under mild conditions, the distribution  $J_*$  becomes degenerate once we condition on  $(X, A, Y)$ . That is,  $J_*$  given  $(X, A, Y)$  puts all its mass on a single curve  $Y_*(a)$  given by  $Y_*(a) = F_a^{-1}(F_A(Y))$  which is the quantile curve passing through the point  $(A, Y)$ .

Before proceeding we need one more definition. Let  $Y(a) = F_a^{-1}(U)$  where  $U \sim \text{Unif}(0, 1)$ . Then  $(Y(a) : a \in \mathbb{R})$  is called the *quantile process* and is contained in  $\mathcal{J}$ . We shall see that, with enough regularity, the quantile process minimizes several causal parameters. Going forward, when  $A$  is not discrete, we assume that its distribution  $\Pi$  is absolutely continuous with respect to Lebesgue measure. We also consider two more assumptions:

**(B1):** Let  $\mathcal{A}$  denote the set of  $a$  such that  $P_a$  is absolutely continuous with respect to Lebesgue measure with bounded density. Assume that  $\Pi(\mathcal{A}) > 0$ .

**(B2):** Each  $P_a$  is absolutely continuous with respect to Lebesgue measure with bounded density.

Clearly (B2) implies (B1).

Assume that  $Y \in \mathbb{R}$ . The minimizer of the quadratic effect  $\psi$  is given from a result in Pass (2013). Recall that the barycenter  $B$  is the distribution that minimizes  $V = \int W^2(P_a, B) d\Pi(a)$ . The cdf  $G$  corresponding to  $B$  satisfies

$$G^{-1}(u) = \int F_a^{-1}(u) d\Pi(a).$$

The following lemma follows directly from Pass (2013). He focuses on the case where  $\Pi$  is Lebesgue measure on  $[0, 1]$  but the result holds for arbitrary  $\Pi$ .

**Lemma 1.** *Assume (B1). Define  $J_*$  to be the law of  $(T_a(Z) : a \in \mathbb{R})$  where  $Z \sim B$  and  $T_a$  is the optimal transport map from  $B$  to  $P_a$  which necessarily exists. Then  $J_* = \operatorname{argmin}_{J \in \mathcal{J}} \psi(J)$  and it is the unique minimizer. The process  $J_*$  is continuous in probability: for every  $a$  and every  $\epsilon > 0$ ,  $J_*(|Y(b) - Y(a)| > \epsilon) \rightarrow 0$  as  $b \rightarrow a$ . If  $P_a$  is absolutely continuous then we may define  $J_*$  as  $Y(b) = T_b^{-1}(T_a(Z))$  where  $Z \sim P_a$ . Under (B2)  $J_*$  is equal to the quantile process.*

This process is deterministic once we observe any point on the curve. Hence we have:

**Lemma 2.** *Suppose that  $(A, Y) \sim P$  and suppose that (B2) holds. Then the law of  $J_*$  conditional on  $(X, A, Y)$  is degenerate at*

$$Y_*(a) = \mathbb{E}_{J_*}[Y(a)|X, A, Y] = T_a(T_A^{-1}(Y)) = F_a^{-1}(F_A(Y))$$

where  $T_a$  is the optimal transport map from  $Y(a)$  to the barycenter.

Let  $\tau = F_A(Y)$  so that  $Y$  corresponds to the  $\tau$  quantile of  $P_A$ . Then we see that  $Y_*(a) = q_\tau(a)$ , the  $\tau$  quantile of  $P_a$ . That is  $q_\tau(a) = \inf\{y : F_a(y) \geq \tau\}$  where  $F_a(y) = \int F(y|x, a)dP(x)$ . Hence,  $Y_*(a)$  is the quantile curve passing through  $(A, Y)$ .

## 4.2 The Differential Effect

Next we consider the *differential effect*  $\psi(J) = \mathbb{E}[\int |Y'(a)|^2 d\Pi(a)]$ . We make the following smoothness assumption throughout this section. We also assume in this section that  $0 \leq A \leq 1$ .

**(AC):** The map  $a \mapsto P_a$  is an absolutely continuous curve in Wasserstein space: for some  $p \geq 2$ , there exists  $m \in L^p$  such that

$$W(P_s, P_t) \leq \int_s^t m(r)dr \tag{6}$$

for all  $s \leq t$ .

This assumption leads to many constraints on the joint distribution  $J$ . Thorough accounts are given in Ambrosio et al. (2005); Santambrogio (2015); Lisini (2007). In general, there are many minimizers and characterizing the set of minimizers is an open problem (Pass, 2015). Recently, Boubel and Juillet (2021) showed the existence of a unique minimizer under the additional assumption that  $J_*$  is Markov. Under (B2) and the Markov assumption,  $J_*$  is again the quantile process.

Without (B2), there is still a unique Markov minimizer which we now describe. Let  $a_0 < a_1 < \dots < a_k$  be an ordered subset of values of  $A$ . Let  $J_{0,1}$  denote the optimal transport plan for  $P_{a_0}$  and  $P_{a_1}$  which, as a joint distribution, thus also defines the conditional  $J(a_1|a_0)$ . We define  $J(a_2|a_1)$  similarly and so on. This defines a Markov chain on  $a_0 < a_1 < \dots < a_k$  which is consistent with the marginals. We then define the joint process by taking weak limits as the mesh increases. This joint law has the following properties (Boubel and Juillet, 2018, 2021). First,  $Y(a)$  is Markov:

$$\text{for all } s \text{ and all } t > s, \quad \text{Law}(Y(t)|Y(u), u \leq s) = \text{Law}(Y(t)|Y(s))$$

and the process is minimal:

$$\text{Law}(Y(t)|Y(s) \leq y) = \min \left\{ \text{Law}(Z(t)|Z(s) \leq y) : \text{Law}(Z) \in \mathcal{J} \right\}$$



where the minimum is with respect to stochastic ordering, that is,  $\mu \preceq \nu$  if  $\mu(Y \leq y) \geq \nu(Y \leq y)$  for all  $y$ . Another way to view this result is that  $J_*$  is the sparsest joint law subject to the given marginals and smoothness, where sparsity refers to the  $\ell_0$  norm of the precision matrix of any finite dimensional marginal.

Condition (AC) implies other properties as well. In particular, the set of distributions  $(P_a : 0 \leq a \leq 1)$  satisfies the *continuity equation* which means that

$$\partial_a P_a + \partial_y \cdot (v_a P_a) = 0 \quad (7)$$

for some velocity field  $v_a(y)$ . The continuity equation should be interpreted as follows: for every smooth function  $f(y, t)$  we have

$$\int \int \left( \partial_a f(y, a) + \langle v_a(y), \partial_y f(y, t) \rangle \right) dP_a(y) da = 0.$$

It is also equivalent to

$$\frac{d}{da} \int \xi(y) dP_a(y) = \int \langle \nabla \xi(y), v_a(y) \rangle dP_a(y)$$

for smooth test functions  $\xi(y)$ . We also have that  $\int |v_a(y)|^2 dP_a(y) = D_a^2$  for almost all  $a$  where  $D_a$  is the Wasserstein derivative defined in (8) in the next section. Furthermore, almost every sample path satisfies the differential equation  $Y'(a) = v_a(Y(a))$ . That is, for every  $y$ , the differential equation  $Y'(a) = v_a(Y(a))$ ,  $Y(0) = y$  has a unique solution. The continuity equation describes the flow of the probability measures  $P_a$  while this differential equation describes the flow of the sample paths. These are called the Eulerian and Lagrangian views. Suppose that the transport map  $T_{a,b}$  from  $P_a$  to  $P_b$  exists. Define

$$T'(a) = \lim_{\epsilon \rightarrow 0} \frac{T_{a, a+\epsilon}(y) - y}{\epsilon}.$$

Then  $v_a = T'(a)$ . (The infinitesimal map  $T'(a)$  is similar to the continuous time structural nested model in Lok (2017).) We conclude that, under the Markov minimizing measure,

$$\psi = \int \mathbb{E}[(v_a(Y(a)))^2] d\Pi(a) = \int \int [v_a(F_a^{-1}(u))]^2 du d\Pi(a).$$

**Summary.** If we assume that each  $P_a$  is absolutely continuous with respect to Lebesgue measure then the quantile process  $J_*$  given by  $Y(a) = F_a^{-1}(U)$  with  $U \sim \text{Unif}(0, 1)$  is the minimizer of several causal effects. Given  $(X, A, Y)$ , this results in the conservative curve  $\mathbb{E}_{J_*}[Y(a)|X, A, Y] = Y_*(a) = T_{A,a}(Y) = F_a^{-1}(F_A(Y))$  where  $T_{a,b}$  denotes the optimal transport map from  $Y(a)$  to  $Y(b)$ .

**Multivariate Treatments.** The results on the quadratic effect continue to apply when  $A$  is multivariate. But little is known for other functionals. It appears that the characterization of the minimizing joint law is generally an open question. However, once we observe  $(X, A, Y)$  we can find the conditional minimizer of  $\mathbb{E}[(Y(a) - Y(A))^2 | X, A, Y]$  which, assuming (B2) is easily seen to be the law of  $Y_*(a) = T_{A,a}(Y)$  where  $T_{a,b}$  denotes the optimal transport map from  $P_a$  to  $P_b$ . This can be regarded as a generalization of the univariate quantile curve passing through  $(A, Y)$ .

**Multivariate Outcomes.** Suppose that  $Y \in \mathbb{R}^k$  with  $k > 1$ . Then, for the quadratic effect,

$$\psi(J) = \mathbb{E} \left[ \int \int \|Y(a) - Y(b)\|^2 d\Pi(a) d\Pi(b) \right] = \sum_{j=1}^k \mathbb{E} \left[ \int \int \|Y_j(a) - Y_j(b)\|^2 d\Pi(a) d\Pi(b) \right]$$

so the problem separates into a sum of  $k$  pieces. Any joint  $J$  for  $Y(a)$  such that  $Y(a) = F_{aj}^{-1}(U_j)$  where  $F_{aj}$  is the distribution of  $Y_j(a)$  and  $U_j \sim \text{Unif}(0, 1)$ , will minimize  $\psi(J)$ . For example, we can take  $Y(a) = F_a^{-1}(U)$  where  $U$  is uniform on  $[0, 1]^k$  and  $F_a$  is the joint cdf of  $Y(a)$ . Then  $Y_{j*}(a) \equiv \mathbb{E}_J[Y_j(a)|X, A, Y] = F_{aj}^{-1}(F_{Aj}(Y))$ . Any copula on  $[0, 1]^k$  will minimize  $\psi(J)$  and lead to the same curve  $Y_{j*}(a)$ . But the curve  $Y_*(a) \equiv \mathbb{E}_J[Y(a)|X, A, Y]$  is not uniquely defined. It is possible to bound  $Y_*(a)$  over the set of all copulas but we do not pursue that further here. The differential effect  $\mathbb{E}[f \|\nabla Y(a)\|^2 d\Pi(a)]$  can be treated similarly to the quadratic effect. For the remainder of the paper we confine ourselves to the univariate case.

## 5 The Infinitesimal Effect

When  $A \in \mathbb{R}$ , a related effect of interest is the *infinitesimal causal effect* defined by

$$D_a = \lim_{\epsilon \rightarrow 0} \frac{W(P_{a+\epsilon}, P_a)}{\epsilon} \quad (8)$$

where we recall that  $W$  is the Wasserstein distance. This is known as the *metric derivative* and it captures how the distribution  $P_a$  changes as  $a$  changes. Note that  $D_a$  is a function only of the marginals and so it is fully identified under the causal assumptions (A1), (A2), (A3), assuming it exists. Although this is not the same as the counterfactual quantities we have been considering, its definition and analysis uses similar tools.

Under (AC),  $D_a$  is guaranteed to exist and from Lisini (2007) and Stepanov and Trevisan (2017) we know that  $D_a^2 = \int v_a(y)^2 dP_a(y)$  and there exists  $J \in \mathcal{J}$  such that  $D_a^2 = \mathbb{E}_J[Y'(a)^2]$ . In fact, Theorem 4.1 of Stepanov and Trevisan (2017) shows that, for every  $1 < p < \infty$ , there is a  $J \in \mathcal{J}$  such that

$$D_{a,p} = \int |Y'(a)|^p dJ(Y)$$

if the curve is sufficiently smooth, where  $D_{a,p}$  is the  $p^{\text{th}}$  order Wasserstein derivative. We can also express  $D_a$  in terms of the infinitesimal transport. That is,  $D_a^2 = \int [T'_a(y)]^2 dP_a(y)$  where

$$T'_a(y) = \lim_{\epsilon \rightarrow 0} \frac{T_{a,a+\epsilon}(y) - y}{\epsilon} = \lim_{\epsilon \rightarrow 0} \frac{F_{a+\epsilon}^{-1}(F_a(y)) - y}{\epsilon} = Q'_a(F_a(y))$$

and  $Q_a(u) = F_a^{-1}(u)$ .  $T'_a$  is the infinitesimal transport map.

## 6 Conditional Effects

Let  $X = (U, V)$  and define  $P_{a|v}$  to be the distribution of  $Y(a)$  given  $V = v$ . Then

$$P_{a|v}(\cdot) = \int P(\cdot | U = u, V = v, A = a) dP(u|v).$$

In the case  $X = V$  we have that  $P_{a|x}(\cdot) = P(\cdot | X = x, A = a)$ . We want to find  $J_v$  to minimize

$$\psi(J_v) = \mathbb{E} \left[ \int \int (Y(a) - Y(a'))^2 \Pi(a) \Pi(a') \Big| V = v \right].$$

As in the unconditional case,  $J_v$  is defined as follows. Let  $B_v$  denote the barycenter of  $(P_{a|v} : 0 \leq a \leq 1)$  which is the distribution that minimizes  $\int W^2(P_{a|v}, B_v) d\Pi(a)$ . Let  $Y(a) = T_{a|v}(Z)$  where  $T_{a|v}$  is the

optimal transport map from  $B_v$  to  $P_{a|v}$ . Specifically,  $T_{a|v}(y) = F_{a|v}^{-1}(G_v(y))$  where  $F_{a|v}$  is the cdf of  $P_{a|v}$  and  $G_v^{-1}(u) = \int F_{a|v}^{-1}(u)d\Pi(a)$ . Then  $J_v$  is the law of this process. Assuming that  $P_{a|v}(\cdot|v)$  is absolutely continuous, we have  $Y(a) = F_{a|v}^{-1}(\xi|V = v)$  where  $\xi \sim \text{Unif}(0, 1)$ . Then we have that the corresponding conservative estimate after observing  $(V, A, Y)$  is

$$Y_*(a) = \mathbb{E}[Y(a)|V = v, A, Y] = F_{a|v}^{-1}[F_{A|v}(Y|V = v)]. \quad (9)$$

## 7 Inference

In this section we construct estimators and confidence intervals for  $\psi(J_*)$  and  $Y_*(a)$ . We assume that each  $F_a$  is absolutely continuous and that its density  $p_a$  is bounded.

**The Counterfactual CDF.** First we need to estimate the cdf

$$F_a(y) = \mathbb{P}(Y(a) \leq y) = \int F(y|x, a)dP(x)$$

where  $F(y|x, a) = P(Y \leq y|X = x, A = a)$ . The efficient influence function for  $F_a(y)$  is

$$\tilde{\varphi}(X, A, Y, a, y) = F(y|X, a) + I(A = a) \frac{I(Y \leq y) - F_A(y|X)}{\pi(A|X)}. \quad (10)$$

If  $A$  is discrete we may use the one step estimator which is obtained as follows. Let the sample size be  $2n$ . Split the data into two halves. From the first half, compute an estimator  $\hat{F}(y|x, a)$  of  $F(y|x, a)$  and compute an estimate  $\hat{\pi}(a|x)$  of  $\pi(a|x)$ . On the second half compute

$$\hat{F}_a(y) = \frac{1}{n} \sum_i \hat{F}(y|X_i, a) + \frac{1}{n} \sum_i \hat{\varphi}_{F_a(y)}(X_i, A_i, Y_i). \quad (11)$$

Assuming sufficiently fast rates of convergence for  $(\hat{F}, \hat{\pi})$  (e.g., via sparsity or smoothness) this estimator is semiparametric efficient and  $\sqrt{n}(\hat{F}_a(y) - F_a(y)) \rightsquigarrow N(0, \tau^2)$  where  $\tau^2 = \mathbb{E}[\varphi_{F_a(y)}^2(Z)]$  for  $Z = (X, A, Y)$ .

When  $A$  is continuous, note that  $F_a(y)$  takes the form of a dose-response curve but with outcome equal to  $\mathbb{1}(Y \leq y)$ . So we can use the DR-learner-type estimator of Kennedy et al. (2017); Bonvini and Kennedy (2022). In this approach, we define the pseudo-outcome

$$\hat{\varphi}_y(Z) = \frac{\mathbb{1}(Y \leq y) - \hat{F}_A(y|X)}{\hat{\pi}(A|X)/\hat{\pi}(A)} + \mathbb{P}_n\{\hat{F}_a(y|X)\}|_{a=A}$$

where  $Z = (X, A, Y)$  and  $\hat{\pi}(a)$  is an estimate of the marginal density of  $A$ . The estimator is obtained by regressing these pseudo-outcomes on  $A$ :

$$\hat{F}_a(y) = \hat{\mathbb{E}}_n\{\hat{\varphi}_y(Z) | A = a\}$$

where the notation  $\hat{\mathbb{E}}_n(\varphi | A = a)$  denotes some generic procedure for regressing  $(\varphi_1, \dots, \varphi_n)$  on  $(A_1, \dots, A_n)$  and evaluating at  $A = a$ . Then

$$\begin{aligned} \mathbb{E}\{\hat{\varphi}_y(Z) - \varphi_y(Z) | A = a\} &= \int \left[ \frac{F_a(y|X) - \hat{F}_a(y|X)}{\hat{\pi}(a|X)/\varpi(a)} \right] d\mathbb{P}(X | A = a) + \mathbb{P}_n\{\hat{F}_a(y|X)\} - F_a(y) \\ &= \int \left\{ F_a(y|X) - \hat{F}_a(y|X) \right\} \left\{ \frac{\pi(a|X)/\varpi(a)}{\hat{\pi}(a|X)/\varpi(a)} - 1 \right\} d\mathbb{P}(X) \\ &\quad + (\mathbb{P}_n - \mathbb{P})\{\hat{F}_a(y|X)\} \end{aligned}$$

and hence we may regress  $\widehat{\varphi}_y$  on  $A$  to estimate  $\widehat{F}_a(y)$ .

Alternatively, we can use the plugin estimator

$$\widehat{F}_a(y) = \frac{1}{n} \sum_i \widehat{F}(y|X_i, a) \quad (12)$$

where  $\widehat{F}(y|x, a)$  is any nonparametric estimator. For example, we can use the kernel estimator

$$\widehat{F}(y|x, a) = \frac{\sum_i I(Y_i \leq y) K_h(X_i - x) K_\nu(A_i - a)}{\sum_i K_h(X_i - x) K_\nu(A_i - a)}$$

where  $K_h$  is a kernel with bandwidth  $h$ . Under standard conditions, it is well known that

$$\sqrt{nh^{d+1}}(\widehat{F}(y|x, a) - F(y|x, a)) \rightsquigarrow N(b(x, a, y), \tau^2(x, a, y))$$

for some bias function  $b(x, a, y)$  and some  $\tau(x, a, y)$ . There are various approaches to eliminating the bias such as undersmoothing or using higher order kernels (McMurry and Politis, 2004). As this is not the focus of this paper we will ignore the bias which means that the confidence intervals we obtain are centered at a smoothed version of the target. We also have that

$$\sqrt{nh}(\widehat{F}_a(y) - F_a(y)) \rightsquigarrow N(b(a, y), \tau^2(a, y))$$

for some  $b(a, y)$  and  $\tau(a, y)$ . By the functional delta method

$$\sqrt{nh}(\widehat{Y}_*(a) - Y(a)) \rightsquigarrow N(b(a), v(a))$$

for some  $b(a)$  and  $v(a)$ . We avoid estimating  $v(a)$  by using the bootstrap. Specifically, we use the sup norm bootstrap (Chernozhukov et al., 2014). The band is  $\widehat{Y}_*(a) \pm c_\alpha$  where  $c_\alpha$  is the upper  $\alpha$  quantile of

$$\mathbb{P}(|\widehat{Y}_*^*(a) - \widehat{Y}_*(a)| \leq t | Z_1, \dots, Z_n)$$

where  $\widehat{Y}_*^*(a)$  denotes a bootstrap draw give the observed data  $Z_1, \dots, Z_n$ .

If  $A$  is discrete, there are two options for estimating  $T_{a,b}(y)$ . The first is to use the plugin estimator plus the influence function correction:

$$\widehat{T}_{a,b}(y) = \widehat{F}_b^{-1}(\widehat{F}_A^{-1}(y)) + \frac{1}{n} \sum_i \varphi_{a,b,y}(Z_i)$$

where the influence function  $\varphi_{a,b,y}(Z)$  is given below. Alternatively, we may use

$$\widehat{T}_{a,b}(y) = \widehat{F}_b^{-1}(\widehat{F}_A^{-1}(y))$$

where now  $\widehat{F}_a$  and  $\widehat{F}_b$  are the doubly robust estimators given in earlier. These estimators are asymptotically equivalent.

**Lemma 3.** *The efficient influence function for  $T_{a,b}(y)$  is*

$$\varphi_{T_{a,b}(y)}(Z) = \frac{\varphi_{F_a(y)}(Z) - \varphi_{F_b(y)}(Z)}{p_b(T_{a,b}(Y))}$$

where  $p_b$  is the density of  $P_b$ . Let

$$\widehat{T}_{a,b}(y) = \widehat{F}_b^{-1}(\widehat{F}_a(y)). \quad (13)$$

*Proof.* Recall that  $T_{a,b}(y) = F_b^{-1}(F_a(y))$  so that

$$F_b(T_{a,b}(y)) = F_a(y)$$

and the chain rule implies that

$$p_b(T_{a,b}(y))\dot{T}_{a,b}(y) = \dot{F}_a(y)$$

where the dot indicates the Gateaux derivative. The form of  $\varphi$  follows from (10).  $\square$

It follows that, if  $\|\widehat{F}(y|a, x) - F(y|a, x)\| = o_P(n^{-1/4})$  and  $\|\widehat{\pi}(a|y) - \pi(a|y)\| = o_P(n^{-1/4})$  then  $\widehat{T}_{a,b}(y)$  is semiparametric efficient, and

$$\sqrt{n}(\widehat{T}_{a,b}(y) - T_{a,b}(y)) \rightsquigarrow N(0, \tau^2)$$

where  $\tau^2 = \mathbb{E}[\varphi_{T_{a,b}(y)}^2(Z)]$ . This is a nonparametric version of the marginal structural nested model of van der Laan and Robins (2003) (page 350), which may be of independent interest.

**The Barycenter.** Recall that the cdf  $G$  for the barycenter  $B$  is defined by  $G^{-1}(u) = \int F_a^{-1}(u)d\Pi(a)$  which we can estimate by the plugin estimator

$$\widehat{G}^{-1}(u) = \frac{1}{n} \sum_i \widehat{F}_{A_i}^{-1}(u).$$

In the discrete case we can use the one step estimator using the following efficient influence function.

**Lemma 4.** *Suppose that  $G$  has density  $g$  and that  $A$  is discrete. Then*

$$\varphi_{G(y)}(X, A, Y) = \frac{1}{g(G^{-1}(y))} \int \frac{\frac{I(A=a)}{\pi(a|X)}(I(Y \leq y) - F(y|X, a)) - F(y|X, a)}{p_a(F_a^{-1}(u))} d\Pi(a) + \frac{G^{-1}(u) - F_A^{-1}(u)}{g(G^{-1}(y))}. \quad (14)$$

*Proof.* Since  $G$  is the inverse of  $\int F_a^{-1}(u)d\Pi(a)$ , by the chain rule, its influence function of  $G^{-1}(u)$  is

$$F_A^{-1}(u) - G^{-1}(u) + \int M d\Pi(a)$$

where  $M$  is the efficient influence function of  $F_a^{-1}(u)$ . Recall that the efficient influence function of  $F_a(y)$  is

$$\frac{I(A=a)}{\pi(a|X)}(I(Y \leq y) - F(y|X, a)) - F(y|X, a)$$

and hence the efficient influence function of  $F_a^{-1}(u)$  is

$$-\frac{\frac{I(A=a)}{\pi(a|X)}(I(Y \leq y) - F(y|X, a)) - F(y|X, a)}{p_a(F_a^{-1}(u))}$$

So the efficient influence function of  $G^{-1}(u)$  is

$$F_A^{-1}(u) - G^{-1}(u) - \int \frac{\frac{I(A=a)}{\pi(a|X)}(I(Y \leq y) - F(y|X, a)) - F(y|X, a)}{p_a(F_a^{-1}(u))} d\Pi(a).$$

This implies that the efficient influence function of  $G(y)$  is

$$-\frac{\delta G^{-1}(u)}{g(G^{-1}(y))} = \frac{1}{g(G^{-1}(y))} \int \frac{\frac{I(A=a)}{\pi(a|X)}(I(Y \leq y) - F(y|X, a)) - F(y|X, a)}{p_a(F_a^{-1}(u))} d\Pi(a) + \frac{G^{-1}(u) - F_A^{-1}(u)}{g(G^{-1}(y))}$$

$\square$

In the continuous case the plugin estimate is again  $\widehat{G}(y)$  is the inverse of

$$\widehat{G}^{-1}(u) = \frac{1}{n} \sum_i \widehat{F}_{A_i}^{-1}(u).$$

There is no efficient influence function in this case.

**The Quadratic Effect.** The parameter can be written as

$$\psi(J_*) = \int \int \int_0^1 (F_a^{-1}(u) - F_b^{-1}(u))^2 du d\Pi(a) d\Pi(b).$$

The plugin estimator is the  $U$ -statistic

$$\widehat{\psi} = \binom{n}{2}^{-1} \sum_{i < j} \int (\widehat{F}_{A_i}^{-1}(u) - \widehat{F}_{A_j}^{-1}(u))^2 du.$$

To estimate the parameter efficiently we use the fact that  $\mathbb{E}[\varphi(Z)] = 0$  where  $\varphi$  is the efficient influence function. This suggests estimating the influence function and setting its sample mean equal to 0. Let us start by getting the efficient influence function.

**Lemma 5.** *The efficient influence function for  $\psi(J_*)$  is*

$$\varphi(X, A, Y) = 2 \int \int (F_A^{-1}(u) - F_a^{-1}(u))^2 du d\Pi(a) - 2L(X, A, Y) - 2\psi$$

where

$$L(X, A, Y) = 2 \int \int \int (F_a^{-1}(u) - F_b^{-1}(u))^2 \left( \frac{\varphi_{F_a(y)}(Z, a, F_a^{-1}(u))}{p_a(F_a^{-1}(u))} - \frac{\varphi_{F_b(y)}(Z, b, F_b^{-1}(u))}{p_b(F_b^{-1}(u))} \right) du d\Pi(a) d\Pi(b)$$

and  $\varphi_{F_a(y)}$  is given in (10).

Since  $\mathbb{E}[\varphi(X, A, Y)] = 0$  we see that

$$\psi = \mathbb{E} \left[ \int \int (F_A^{-1}(u) - F_a^{-1}(u))^2 du d\Pi(a) \right] - \mathbb{E}[L(X, A, Y)].$$

Denote the sample size by  $2n$ . Split the data into two halves. From the first half get estimates  $\widehat{F}_a(y)$ ,  $\widehat{p}_a(y)$  and  $\widehat{\pi}(a|x)$ . Define  $\widehat{\varphi}$  by inserting these estimates into the definition of  $\varphi$ . We estimate the first term in  $\varphi$  with a  $U$ -statistic and the second term with an average. Setting this equal to 0 gives the estimator

$$\widehat{\psi} = \binom{n}{2}^{-1} \sum_{i < j} \int (\widehat{F}_{A_i}^{-1}(u) - \widehat{F}_{A_j}^{-1}(u))^2 du - \frac{1}{n} \sum_i L(X_i, A_i, Y_i)$$

where

$$L(X, A, Y) = \binom{n}{2}^{-1} \sum_{j < k} \left( \frac{\widehat{\varphi}(X, A, Y, A_j, \widehat{F}_{A_j}^{-1}(u))}{\widehat{p}_{A_j}(\widehat{F}_{A_j}^{-1}(u))} - \frac{\widehat{\varphi}(X, A, Y, A_k, \widehat{F}_{A_k}^{-1}(u))}{\widehat{p}_{A_k}(\widehat{F}_{A_k}^{-1}(u))} \right)$$

and the averages are over the second half of the data.

**Theorem 6.** Suppose that  $\|\widehat{F}_a(y) - F_a(y)\| = o_P(n^{-1/4})$ ,  $\|\widehat{p}_a(y) - p_a(y)\| = o_P(n^{-1/4})$  and  $\|\widehat{\pi}(a|x) - \pi(a|x)\| = o_P(n^{-1/4})$ . Then, if  $\psi \neq 0$ ,

$$\sqrt{n}(\widehat{\psi} - \psi) \rightsquigarrow N(0, \tau^2)$$

where  $\tau^2 = \mathbb{E}[\varphi^2]$ .

Note that  $p_a$  is harder to estimate than  $F_a$  and so,  $\|\widehat{p}_a(y) - p_a(y)\| = o_P(n^{-1/4})$  will typically imply that  $\|\widehat{F}_a(y) - F_a(y)\| = o_P(n^{-1/4})$ . Furthermore,  $\widehat{\psi}$  is doubly robust, in the sense that  $|\widehat{\psi} - \psi| = O_P(\|\widehat{p}_a - p_a\| \|\widehat{\pi} - \pi\|)$ . If  $p_a$  and  $\pi$  are assumed to belong to Holder spaces, then the estimator is semiparametric efficient. Estimating the variance  $\tau^2$  is difficult since the estimator is a  $U$ -statistic. Instead, we use the HulC Kuchibhotla et al. (2021) which avoids variance estimation. We divide the data into  $B = \lceil \log(\alpha/2) / \log(2) \rceil$  groups. We compute estimators  $\widehat{\psi}_1, \dots, \widehat{\psi}_B$  from each group and set  $C = [\min_j \widehat{\psi}_j, \max_j \widehat{\psi}_j]$ . It follows from Theorem 6 and the results in Kuchibhotla et al. (2021) that  $C$  is a valid, asymptotic  $1 - \alpha$  confidence interval. A complication occurs if  $\psi \neq 0$ . In this case, the influence function vanishes and asymptotic Normality fails. This is a common problem for quadratic functionals. For a discussion of this problem and some possible remedies, see Verdinelli and Wasserman (2023).

**The Differential Effect.** Under  $J_*$  we may conduct inference for this effect using its efficient influence function. This function is very complex and hence we omit it.

**The Infinitesimal Effect.** Although not of primary interest for this paper, let us mention that inference for the infinitesimal effect can be obtained using similar tools. Recall that  $\psi = \int D^2(a) d\Pi(a)$  where

$$D(a) = \lim_{\epsilon \rightarrow 0} \frac{W(P_{a+\epsilon}, P_a)}{\epsilon}.$$

Now

$$W^2(P_{a+\epsilon}, P_a) = \int (T_{a, a+\epsilon}(y) - y)^2 dP_a(y) = \int (F_{a+\epsilon}^{-1}(F_a(y)) - y)^2 dP_a(y)$$

and

$$F_{a+\epsilon}^{-1}(u) = F_a^{-1}(u) + \epsilon \dot{F}_a^{-1}(u) + o(\epsilon) = y + \epsilon \dot{F}_a^{-1}(u) + o(\epsilon)$$

where  $u = F_a(y)$  and

$$\dot{F}_a^{-1}(u) = \frac{\partial F_a^{-1}(u)}{\partial a} = \frac{\dot{F}_a(F_a^{-1}(u))}{p_a(F_a^{-1}(u))}.$$

So

$$W^2(P_{a+\epsilon}, P_a) = \epsilon^2 \int \left( \frac{\dot{F}_a(F_a^{-1}(u))}{p_a(F_a^{-1}(u))} \right)^2 dP_a(y) + o(\epsilon^2).$$

Thus

$$D^2(a) = \int \left( \frac{\dot{F}_a(F_a^{-1}(u))}{p_a(F_a^{-1}(u))} \right)^2 dP_a(y).$$

Estimates can now be plugged into this equation yielding an estimator  $\widehat{D}^2(a)$ . Efficient estimators of this effect involve the efficient influence function for  $\psi$  which is very complex. The details are involved and will be reported elsewhere.

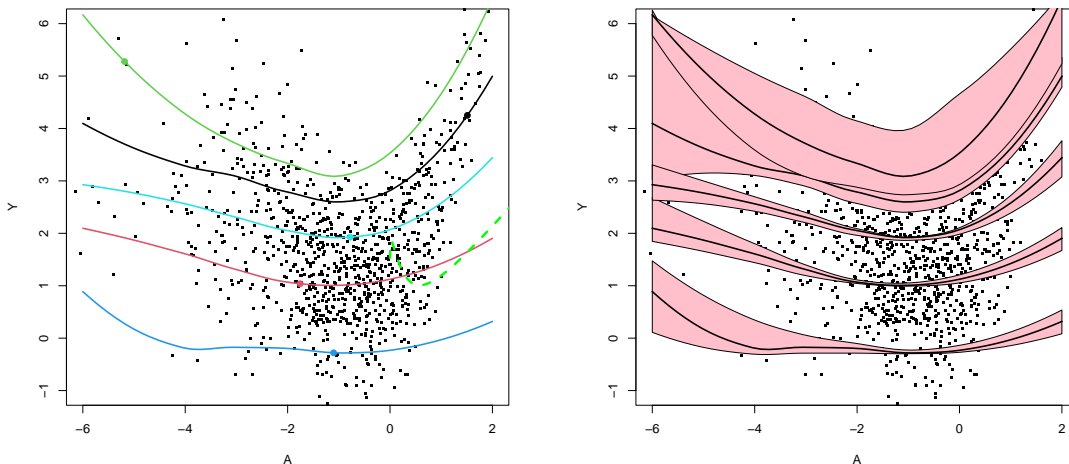


Figure 4: *Left: The data and estimated counterfactual curves  $Y_i(a)$  for a subset of the data. The dashed line is an estimate of  $\mathbb{E}[Y(a)]$ . Right: 90 percent bootstrap confidence bands.*

## 8 Example

We consider an example from Hirano and Imbens (2004); Moodie and Stephens (2012); Galagate and Schafer (2015). This is a simulated example. The data are generated as

$$Y(a) = a + (X_1 + X_2)e^{-a(X_1+X_2)} + \epsilon$$

where  $\epsilon \sim N(0, 1)$ ,  $A \sim \exp(X_1 + X_2)$ , and  $X_1, X_2$  are unit exponentials. It follows that

$$\mathbb{E}[Y(a)] = a + \frac{2}{(1+a)^3}.$$

Figure 4 shows 1000 data points drawn from this model. The black line is an estimate of  $\mathbb{E}[Y(a)]$  due to Hirano and Imbens (2004) as implemented in Galagate and Schafer (2015). The other curves show the estimates of  $Y_i(a)$  for 5 randomly selected data points. The large black dots are  $(A_i, Y_i)$  for these 5 points. The  $x$ -axis is on a logarithmic scale. We estimated the cdf's  $F_a$  using kernel regression with a bandwidth of  $h = 1$ . The second plot shows 90 percent confidence bands using the bootstrap. In this example, the uncertainties are very large except for subject with moderate doses and small values of  $Y$ .

## 9 Conclusion

Although the counterfactual dose response curve  $Y_i(a)$  is not identified, we can still provide a conservative estimate of this curve. Under mild conditions, we have seen that this amounts to a reinterpretation of causal quantile estimation. Equivalently,  $Y_i^*(a)$  is the estimate if  $Y(a)$  given  $(X, A, Y)$ , under a nonparametric rank preserving structural nested model.

The analysis uses tools from optimal transport theory. The results are a natural generalization of the Frechet-Hoeffding bounds that have appeared in the causal literature before. Once these tools are introduced we have



seen that they suggest other interesting causal quantities, such as the causal barycenter and the infinitesimal Wasserstein effect.

## Appendix: Maximizers

We may also be interested in find the joint measure that maximizes a causal effect. We focus on binary  $A$  and  $\psi(J) = \mathbb{E}[(Y(1) - Y(0))^2]$ . The maximizer of  $\psi$  is given by the antitone mapping  $T(y) = F_1^{-1}[1 - F_0(y)]$ . This distribution  $J$  is extreme: it says that the treatment completely reverses the outcome, turning the highest values of  $Y(0)$  into the lowest values of  $Y(1)$ . In some cases we might want to impose the monotonicity condition  $Y(1) \geq Y(0)$ . Let  $\mathcal{M}$  denote the joint distributions in  $\mathcal{J}$  such that  $J(Y(1) \geq Y(0)) = 1$ . The joint measure  $J \in \mathcal{M}$  that maximizes  $\psi(J) = \mathbb{E}[(Y(1) - Y(0))^2]$  was only found recently in Nutz and Wang (2022). We assume that  $P_0 \preceq P_1$  meaning that  $F_0(y) \geq F_1(y)$  for all  $y$ . Nutz and Wang (2022) showed that  $\psi(J)$  is maximized over  $\mathcal{M}$  by the distribution  $J_*$  with cdf

$$F_*(x, y) = \begin{cases} F_1(y) & y \leq x \\ F_0(x) - \inf_{z \in [x, y]} (F_0(z) - F_1(z)) & y > x. \end{cases}$$

The joint  $F_*(y(0), y(1))$  is somewhat non-intuitive. Assuming  $P_0$  and  $P_1$  are non-atomic we can describe it as follows. We have

$$P_*(x, y) = P_0(x)[\theta \delta_x(y) + (1 - \theta) \delta_{T(x)}(y)]$$

where  $\delta_x$  is a point mass at  $x$ ,  $\delta_{T(x)}$  is a point mass at  $T(x)$ ,

$$T(x) = \inf\{y \geq x : F_0(y) - F_1(y) < F_0(x) - F_1(x)\}$$

and

$$\theta = \int (p_0(y) \wedge p_1(y)) dy.$$

It follows that

$$\mathbb{E}_{J_*}[Y(1)|Y(0) = Y] = \theta Y + (1 - \theta)T(Y).$$

In these cases, the mean  $\mathbb{E}_{J_*}[Y(0)|Y(1) = Y]$  is not a good summary since the distribution is concentrated on two points. A better summary is  $S(a)$ , the support of  $Y(a)$  given  $Y(A) = Y$ . Nutz and Wang (2022) only consider the binary case. The continuous case appears to be unexplored. As in Boubel and Juillet (2021) it is likely that the construction can be extended under a Markov condition but we do not pursue that here.

## References

- Luigi Ambrosio, Nicola Gigli, and Giuseppe Savaré. *Gradient flows: in metric spaces and in the space of probability measures*. Springer Science & Business Media, 2005.
- Peter M Aronow, Donald P Green, and Donald KK Lee. Sharp bounds on the variance in randomized experiments. *The Annals of Statistics*, 42(3):850–871, 2014.
- Matteo Bonvini and Edward H Kennedy. Fast convergence rates for dose-response estimation. *arXiv preprint arXiv:2207.11825*, 2022.
- Charles Boubel and Nicolas Juillet. The markov-quantile process attached to a family of marginals. *arXiv preprint arXiv:1804.10514*, 2018.
- Charles Boubel and Nicolas Juillet. On absolutely continuous curves in the wasserstein space over  $\mathbb{R}$  and their representation by an optimal markov process. *arXiv preprint arXiv:2105.02495*, 2021.
- Victor Chernozhukov, Denis Chetverikov, and Kengo Kato. Anti-concentration and honest, adaptive confidence bands. 2014.
- Yanqin Fan and Sang Soo Park. Sharp bounds on the distribution of treatment effects and their statistical inference. *Econometric Theory*, 26(3):931–951, 2010.
- Sergio Firpo. Efficient semiparametric estimation of quantile treatment effects. *Econometrica*, 75(1):259–276, 2007.
- Douglas Galagate and Joseph L Schafer. Estimating average dose response functions using the  $\mathbb{R}$  package `causaldrf`. *CRAN. Ganesh, Jaishankar, V. Kumar, and Velavan Subramaniam (1997), “Learning effect in,* 2015.
- James J Heckman and Jeffrey A Smith. Assessing the case for social experiments. *Journal of economic perspectives*, 9(2):85–110, 1995.
- Keisuke Hirano and Guido W Imbens. The propensity score with continuous treatments. *Applied Bayesian modeling and causal inference from incomplete-data perspectives*, 226164:73–84, 2004.
- Edward H Kennedy, Zongming Ma, Matthew D McHugh, and Dylan S Small. Non-parametric methods for doubly robust estimation of continuous treatment effects. *Journal of the Royal Statistical Society. Series B (Statistical Methodology)*, 79(4):1229–1245, 2017.
- Arun Kumar Kuchibhotla, Sivaraman Balakrishnan, and Larry Wasserman. The hulk: Confidence regions from convex hulls. *arXiv preprint arXiv:2105.14577*, 2021.
- Hugo Lavenant, Stephen Zhang, Young-Heon Kim, and Geoffrey Schiebinger. Towards a mathematical theory of trajectory inference. *arXiv preprint arXiv:2102.09204*, 2021.
- Stefano Lisini. Characterization of absolutely continuous curves in wasserstein spaces. *Calculus of variations and partial differential equations*, 28(1):85–120, 2007.
- Judith J Lok. Mimicking counterfactual outcomes to estimate causal effects. *Annals of statistics*, 45(2):461, 2017.
- Charles F Manski. Monotone treatment response. *Econometrica: Journal of the Econometric Society*, pages 1311–1334, 1997.
- Timothy L McMurphy and Dimitris N Politis. Nonparametric regression with infinite order flat-top kernels. *Journal of Nonparametric Statistics*, 16(3-4):549–562, 2004.

- Erica EM Moodie and David A Stephens. Estimation of dose–response functions for longitudinal data using the generalised propensity score. *Statistical methods in medical research*, 21(2):149–166, 2012.
- Marcel Nutz and Ruodu Wang. The directional optimal transport. *The Annals of Applied Probability*, 32(2):1400–1420, 2022.
- Brendan Pass. Optimal transportation with infinitely many marginals. *Journal of Functional Analysis*, 264(4):947–963, 2013.
- Brendan Pass. Multi-marginal optimal transport: theory and applications. *ESAIM: Mathematical Modelling and Numerical Analysis-Modélisation Mathématique et Analyse Numérique*, 49(6):1771–1790, 2015.
- James Robins. Estimation of the time-dependent accelerated failure time model in the presence of confounding factors. *Biometrika*, 79(2):321–334, 1992.
- James M Robins. Confidence intervals for causal parameters. *Statistics in medicine*, 7(7):773–785, 1988.
- James M Robins. The analysis of randomized and non-randomized aids treatment trials using a new approach to causal inference in longitudinal studies. *Health service research methodology: a focus on AIDS*, pages 113–159, 1989.
- James M Robins and Anastasios A Tsiatis. Correcting for non-compliance in randomized trials using rank preserving structural failure time models. *Communications in statistics-Theory and Methods*, 20(8):2609–2631, 1991.
- Filippo Santambrogio. Optimal transport for applied mathematicians. *Birkhäuser, NY*, 55(58-63):94, 2015.
- Eugene Stepanov and Dario Trevisan. Three superposition principles: currents, continuity equations and curves of measures. *Journal of Functional Analysis*, 272(3):1044–1103, 2017.
- Mark J van der Laan and James M Robins. *Unified Methods for Censored Longitudinal Data and Causality*. New York: Springer, 2003.
- Stijn Vansteelandt and Marshall Joffe. Structural nested models and g-estimation: the partially realized promise. *Statistical Science*, pages 707–731, 2014.
- Isabella Verdinelli and Larry Wasserman. Feature importance: A closer look at shapley values and loco. *arXiv preprint arXiv:2303.05981*, 2023.