

A Comparative Study of Image Restoration Networks for General Backbone Network Design

Xiangyu Chen^{1,2,3*} Zheyuan Li^{3*} Yuandong Pu^{2,4*} Yihao Liu² Jiantao Zhou¹ Yu Qiao^{2,3} Chao Dong^{2,3}

¹University of Macau ²Shanghai AI Lab ³Shenzhen Institutes of Advanced Technology, CAS ⁴Shanghai Jiao Tong University

<https://github.com/Andrew0613/X-Restormer>

Abstract

Despite the significant progress made by deep models in various image restoration tasks, existing image restoration networks still face challenges in terms of task generality. An intuitive manifestation is that networks which excel in certain tasks often fail to deliver satisfactory results in others. To illustrate this point, we select five representative networks and conduct a comparative study on five classic image restoration tasks. First, we provide a detailed explanation of the characteristics of different image restoration tasks and backbone networks. Following this, we present the benchmark results and analyze the reasons behind the performance disparity of different models across various tasks. Drawing from this comparative study, we propose that a general image restoration backbone network needs to meet the functional requirements of diverse tasks. Based on this principle, we design a new general image restoration backbone network, X-Restormer. Extensive experiments demonstrate that X-Restormer possesses good task generality and achieves state-of-the-art performance across a variety of tasks.

1. Introduction

Image restoration aims to generate high-quality images from degraded images. In recent years, deep learning has achieved great success in this field, with numerous networks being proposed to address various image restoration tasks. Initially, networks are primarily designed to solve specific restoration tasks and are typically validated only on selected tasks. As deep learning techniques have continued to evolve, there has been an increasing focus on the development of general-purpose networks that can be applied to a broad range of tasks. This trend is particularly evident in the high-level vision field, where new backbone networks are being designed to support multiple tasks [17, 30], including classification, detection and segmentation. For image restoration, although more and more restoration back-

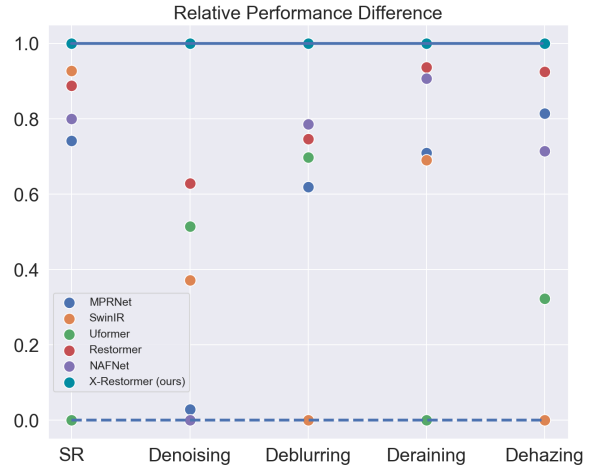


Figure 1. Relative performance difference of different backbone networks on five image restoration tasks¹. The existing representative networks exhibit diverse performance on these tasks, while our method presents superior task generality.

bones can handle multiple restoration tasks, their task generality is still limited, as illustrated in Figure 1. For instance, SwinIR [25] achieves state-of-the-art performance on image super-resolution (SR) but falls short on image deblurring and dehazing. Conversely, Restormer [50] performs exceptionally well on image dehazing and deraining but is less effective on image SR. This discrepancy can be attributed to the fact that the characteristics of image degradation vary across different image restoration tasks. While all image restoration tasks involve mapping degraded images to clean images, the requirements for the capability of backbone networks differ depending on specific tasks.

Designing a general image restoration backbone network presents a significant challenge. However, the development of such a network holds considerable value, as it has the

¹We set the minimum average performance of the networks on test sets in Table 2 for the task (i) as the lower bound $P_{lower}^{(i)}$, and the performance of X-Restormer as the upper bound $P_{upper}^{(i)}$. The ordinate of each point with performance $P^{(i)}$ is calculated as $(P^{(i)} - P_{lower}^{(i)})/P_{upper}^{(i)}$.

potential to greatly reduce costs associated with research and application. To achieve this goal, we first conduct a comparative study of mainstream backbone networks on the representative tasks, including image SR, denoising, deblurring, deraining and dehazing. These five tasks are chosen due to the distinct characteristics of their degradation. Five representative backbone networks are selected in the study, including MPRNet [49], Uformer [44], SwinIR [25], Restormer [50] and NAFNet [6]. These five networks encompass classic architectures such as U-shape architecture, plain residual-in-residual architecture and multi-stage progressive architecture. They also employ several common operators, including convolution, spatial self-attention and transposed self-attention [50]. We benchmark the five representative methods on the selected five tasks. The experimental results clearly reflect the performance disparity of different backbone networks on different tasks. We then conduct a detailed analysis of the characteristics of these tasks and these backbone networks to explain the reasons behind the performance differences. Based on the comparative study, we believe that a general backbone network must be highly comprehensive in terms of functionality that meets the diverse needs of various tasks.

It is noteworthy that Restormer stands out in the comparative study, ranking within the top two across all five tasks. This superior performance can be attributed to several key designs. First, Restormer’s U-shape architecture allows it to process large-size inputs. Then, the network employs transposed self-attention, utilizing channel-wise feature maps as tokens, which enables mapping with a global receptive field. Additionally, the incorporation of numerous depth-wise convolutions activates the spatial information interaction. From a functional perspective, Restormer integrates the capabilities of the other compared networks, thereby exhibiting commendable task generality. However, the spatial mapping ability of Restormer appears to be somewhat deficient, as indicated by its quantitatively and qualitatively subpar performance in comparison to SwinIR for SR.

This inferiority is hypothesized to originate from the inherent challenge of detail reconstruction posed by the U-shape architecture, coupled with the relatively weak spatial mapping capability of depth-wise convolution, particularly when compared to spatial self-attention (i.e., window-based self-attention in SwinIR). To address this limitation, a plausible solution is the introduction of spatial self-attention into Restormer. To validate the effectiveness of our design, we alternately replace half of the transposed self-attention block with the overlapping cross-attention block [8] to build a new network, X-Restormer. This simple modification significantly enhances the performance of Restormer without increasing the number of parameters. Experiments reveal that X-Restormer obtains state-of-the-art performance on all five tasks, exhibiting the best task generality.

Our main contributions can be summarized as follows:

- We conduct a comparative study by constructing an image restoration benchmark, highlighting the challenges faced by existing backbone networks in task generality.
- Based on the benchmark results, we perform a detailed analysis of the characteristics of different degradations and different networks. We emphasize that the general backbone network design must meet the functional requirements of diverse restoration tasks.
- By further enhancing the spatial mapping ability of Restormer, we design a preliminary general backbone network, X-Restormer. Without additional parameters, X-Restormer achieves significant performance improvement and exhibits superior task generality.

2. Related Work

Image restoration networks. Since SRCNN [12] first introduces deep learning to image SR and obtains superior performance over conventional methods, numerous deep networks have been proposed for various image restoration tasks such as image SR [8, 26, 60], denoising [44, 54, 55], deblurring [1, 5], deraining [4, 29, 48] and dehazing [40, 41, 46]. In earlier years, most deep networks are designed for specific image restoration tasks. For instance, [59] uses the channel attention mechanism to construct a CNN-based SR network. [56] builds a denoising network by inputting multiple downsampled sub-images and a noise level map. [15] utilizes residual connections for a deraining network. [3] estimates the transmission rate and inverts the atmospheric scattering model using a CNN to achieve image dehazing. [34] designs a multi-scale network for image deblurring. Recently, more and more methods have been developed to tackle multiple image restoration tasks. [49] builds a multi-stage CNN for deraining, deblurring and denoising. [44] designs a U-shape Transformer for deraining, deblurring and denoising. [25] implements a Swin Transformer-based network that achieves state-of-the-art performance on SR, denoising and compression artifact reduction. [50] proposes a novel transposed self-attention to build a U-shape network for deraining, deblurring and denoising. [6] constructs a U-shaped CNN for denoising and deblurring.

Difference from the previous network design research.

While previous works have proposed networks that excel in various image restoration tasks, their primary focus is on constructing stronger networks to achieve performance breakthroughs on specific tasks. In contrast, this work pays more attention to the task generality of the backbone network, possessing a vision different from previous works. More specifically, our objective is to explore the design principles and directions of general image restoration networks. We are not seeking to create powerful networks for peak performance on a single or some specific tasks, but




Figure 2. Selected five image restoration tasks. The degradation in each task varies significantly.

rather to ensure satisfactory performance across a diverse range of tasks. Regarding the concrete implementation, we do not intend to construct complex network architectures or modules. Our preference, rather, is to enhance task generality through the use of the simplest methodology available.

There are concurrent works that adopt similar ideas for specific image restoration tasks. DAT [9] combines spatial-window self-attention and channel-wise self-attention to handle image SR. IPT-V2 [24] designs a spatial-channel Transformer block to build a denoising network and obtains the winner award in the NTIRE 2023 image denoising challenge [24]. However, the motivation and specific network implementation of our work are distinct from these studies.

3. Image Restoration Benchmark

In this section, we first briefly introduce several image restoration tasks, each with its own representative degradation characteristics. Subsequently, we classify mainstream image restoration networks based on two key aspects: architecture and core operator. On this basis, we select five representative networks and conduct a benchmark experiment across five different tasks. We describe the experimental setup and explain its rationality. Finally, we present the benchmark results and conduct a detailed analysis of them.

3.1. Overview of Image Restoration Tasks

We select five representative tasks for the benchmark experiments. These tasks, exemplified in Figure 2, are chosen based on two primary reasons. First, they are very common restoration tasks. Second, and more importantly, the degradation characteristics of these tasks vary significantly. As such, they can provide a robust means of evaluating the task generality of an image restoration backbone network.

Let I_{GT} denote the ground truth image and I_{LQ} denote the degraded image, where $I_{GT} \in \mathbb{R}^{H \times W \times 3}$. The degradation model of classic image SR can be represented as:

$$I_{LQ} = (I_{GT} \otimes k) \downarrow_s, \quad (1)$$

where $I_{LQ} \in \mathbb{R}^{\frac{H}{s} \times \frac{W}{s} \times 3}$ represents the low-resolution im-

age. k denotes the bicubic downsampling kernel and \downarrow_s represents the downscaling factor. This degradation is highly correlated to local information and leads to a significant loss of high-frequency information. Thus, SR networks emphasize strong spatial information interaction capability to reconstruct as many details as possible.

The degradation model of image denoising can be denoted as:

$$I_{LQ} = I_{GT} + n, \quad (2)$$

where $n \in \mathbb{R}^{H \times W \times 3}$ represents the noise map. For Gaussian denoising, noise values are content-independent. The downsampling-upsampling process of U-shape architecture inherently aids noise removal. Besides, strong spatial information interaction capability can also enhance high-frequency content reconstruction for denoising networks.

The degradation model of image deblurring (for motion deblurring) can be denoted as:

$$I_{LQ} = \sum_t (f_{motion}^t(I_{GT})), \quad (3)$$

where $f_{motion}^t(\cdot)$ represents the motion function under different continuous exposure times. This degradation is related to the global motion offset of the image. Therefore, the ability to utilize long-range information and even global information is important for deblurring networks.

The degradation model of image deraining can be simply denoted as:

$$I_{LQ} = I_{GT} + R, \quad (4)$$

where R denotes the additive rain streak, simulated by the physics models, such as [23, 28]. The difference between this degradation and Gaussian noise is that the added R is not evenly distributed on the image and has a correlation with the image content.

The degradation model of image dehazing, based on the atmospheric scattering model, can be denoted as:

$$I_{LQ} = I_{GT} * t(I_{GT}) + A(1 - t(I_{GT})), \quad (5)$$

where $t(\cdot)$ represents the transmission function and $t(I_{GT})$ is associated with the distance from the scene point to the

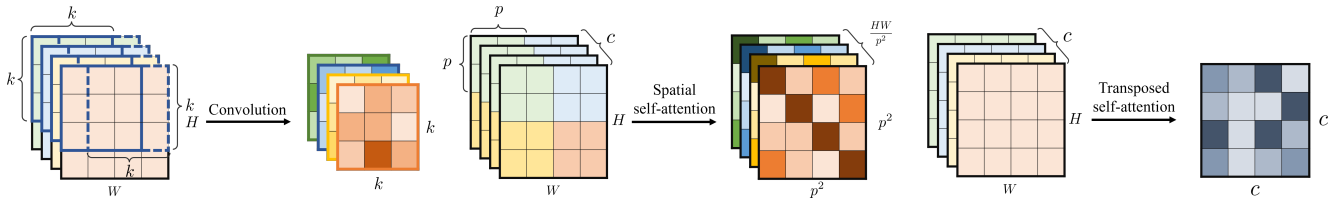


Figure 3. The core operators in image restoration networks.

camera. This degradation is intrinsically linked to the depth information within the image. Consequently, the incorporation of global information is important for the effective functioning of dehazing networks.

3.2. Characteristics of Typical Backbone Networks

The architectures of mainstream image restoration networks can be broadly classified into three categories: U-shape encoder-decoder, plain residual-in-residual and multi-stage progressive. Schematic diagrams of these architectures are provided in *Supp*. The U-shaped encoder-decoder architecture performs down-sampling and up-sampling operations on features, enabling networks to handle features of varying scales. This architecture allows networks to accept large-size input, and the effective receptive field of the network expands rapidly with down-sampling. Typical U-shape networks include Uformer [44], Restormer [50]. The multi-stage architecture divides the entire network into several sub-networks and progressively processes features, which are primarily used for image deraining and deblurring. Common networks based on this architecture include MPRNet [49] and HINet [5]. The plain residual-in-residual architecture is composed of several residual groups, each of which consists of several residual blocks. This architecture maintains the original size when processing features, which is favorable for the reconstruction of high-frequency information, but it comes at a high computational cost. Typical networks include RCAN [59] and SwinIR [25].

The core operators for constructing an image restoration network can be mainly categorized into three types: convolution, spatial self-attention and transposed self-attention. These operators are shown in Figure 3. The convolution calculates a fixed-size filter and processes the entire feature map through a sliding window, which is the major component of many networks, such as RDN [62]. Spatial self-attention is typically implemented as window self-attention in image restoration tasks. It calculates the attention matrix within a fixed window size, generating content-aware weights that are functionally similar to a large kernel dynamic filter. This operator has strong local fitting ability and shows superior advantages on SR and denoising [7]. Transposed self-attention treats the entire feature of each channel as a token to calculate the attention matrix on the channel dimension. This operator directly deals with global features, and when combined with depth-wise convolution, it shows

Table 1. Architectures and core operators of the five selected backbone networks for the image restoration benchmark.

Network	Architecture	Core operator
MPRNet	Multi-Stage	Convolution
Uformer	U-Shape	Spatial self-attention
SwinIR	Plain residual-in-residual	Spatial self-attention
Restormer	U-Shape	Transposed self-attention
NAFNet	U-Shape	Convolution

remarkable performance in multiple restoration tasks [50].

The selected five representative backbone networks for the benchmark experiment encompass the abovementioned architectures and core operators, as presented in Table 1.

3.3. Experimental Settings

For image SR, we conduct experiments on upscaling factor $\times 4$. We use the DF2K dataset (the same as SwinIR [25]) to train models. Low-resolution images are generated from the ground truth images using bicubic downsampling in MATLAB. For U-shape networks, we first up-sample the input low-resolution images through bilinear interpolation. The performance is reported on the Y channel. For denoising, we adopt the DFWB dataset for training. Noisy images are generated by adding Gaussian noise with a noise level of 50. For deblurring, we use the motion deblurring dataset GoPro [34] to train the models. For deraining, we conduct experiments using the synthetic rain dataset Rain13K and calculate the performance on the Y channel, following Restormer [50]. For dehazing, we use the indoor training set (ITS) of the RESIDE dataset [21], the same as [40].

To maximize the capability of these networks, we use the official codes and training configurations provided by different methods to train the models². Note that all models are trained without using any pre-training strategy (e.g., $\times 2$ pre-training for SR) or special tricks (e.g., EMA in SwinIR and TLC in NAFNet) for fair comparison. In addition, we find that different methods may not use exactly the same test sets and the same metrics calculation in their papers to report performance. Therefore, we retest all models based on exactly the same data and calculate PSNR/SSIM using the popular open-source toolbox BasicSR [43].

²We have also tried to train all networks with a unified configuration, but find it unreasonable. The performance of networks may vary greatly with different training configurations and optimization strategies, making it difficult to determine a fair unified setting.

Table 2. Quantitative results (PSNR/SSIM) of the benchmark. The best and second-best performance results are in **bold** and underline.

Method	SR		Denoising		Deblurring		Deraining		Dehazing
	Set14	Urban100	CBSD68	Urban100	GoPro	HIDE	Test100	Rain100H	SOTS Indoor
MPRNet	28.90/0.7889	26.88/0.8081	28.48/0.8087	29.71/0.8847	32.66/0.9392	30.96/0.9188	30.29/0.8983	30.43/0.8905	40.34/0.9936
SwinIR	29.07/0.7944	27.47/0.8258	<u>28.56/0.8118</u>	29.88/0.8861	31.66/0.9209	29.41/0.8957	30.05/0.8996	30.45/0.8952	29.14/0.9676
Uformer	27.14/0.7398	25.60/0.7651	28.55/ 0.8130	29.98/ 0.8900	<u>33.05/0.9417</u>	30.89/0.9203	27.93/0.8910	24.06/0.8454	33.58/0.9856
Restormer	<u>29.06/0.7934</u>	<u>27.32/0.8199</u>	28.60/0.8130	30.02/0.8898	32.92/0.9398	31.22/0.9226	32.03/0.9237	<u>31.48/0.9054</u>	41.87/0.9938
NAFNet	29.03/0.7919	27.00/0.8112	28.52/0.8098	29.65/0.8840	33.08/0.9419	31.22/0.9237	<u>30.33/0.9097</u>	32.83/0.9135	38.97/0.9928




Figure 4. Visual comparison of Restormer and SwinIR. SwinIR reconstructs significantly more details than Restormer.

3.4. Benchmark Results

We present the quantitative results for each task on benchmark test sets in Table 2. (Due to space constraints, complete results are provided in *Supp.*) Several important observations can be made from the benchmark results: 1) Different networks exhibit varying performance on different tasks. For instance, SwinIR performs best on SR but worst on deblurring and dehazing. Uformer excels on denoising and deblurring but performs poorly on deraining and SR. 2) Networks with U-shape and multi-stage architectures demonstrate clear advantages on deblurring and dehazing. 3) MPRNet and NAFNet, which are mainly based on convolution operators, exhibit moderate performance across all tasks without outstanding results. 4) SwinIR, which employs plain architecture and spatial self-attention operators, outperforms other networks by a significant margin on SR. 5) The overall performance of Restormer is outstanding. Except for consistently being weaker than SwinIR on SR, it obtains considerable performance on almost all other tasks.

3.5. Analysis

We explain the above observations by analyzing the characteristics of different tasks and backbone networks.

The degradation of SR lies in the compression of local information, resulting in a large loss of high-frequency details. Therefore, SR networks often require strong spatial information interaction capability, or even generative capability. The U-shape architecture, which incorporates multiple downsampling operations, intuitively escalates the difficulty of detail reconstruction. In contrast, the plain architec-

ture that maintains feature sizes benefits SR. Besides, window self-attention has demonstrated a superior local fitting ability than convolution [8]. As a result, SwinIR, which is based on a plain structure and employs spatial self-attention operators, exhibits a distinct advantage on SR.

Denoising entails smoothing the image to eliminate high-frequency noise and integrating low-frequency information to reconstruct a clear image. It is conjectured that the high performance of Restormer on denoising can be attributed to its ability to better smooth noise through channel-based processing, akin to operating in the frequency domain. Conversely, SwinIR performs well due to the robust reconstruction ability of its local self-attention.

Deblurring (specifically for motion blur here) involves addressing global motion shifts in the image. As a result, the use of global or multi-scale information is necessary for the deblurring network. Thus, the networks based on the U-shape architecture all perform well on this task. In contrast, SwinIR, which focuses more on local information processing, performs much worse than other networks.

Similar phenomena can be observed for dehazing. Due to the involvement of the depth information in the haze model, the ability to use large-range or even global information is crucial. Besides, dehazing networks are required to handle low-frequency transformations, including alterations in color and contrast, both of which constitute global mappings. Therefore, SwinIR and Uformer, which rely on local spatial information interaction, perform poorly. In contrast, Restormer exhibits exceptional performance.

Deraining is relatively unique in that the rain is unevenly distributed in images, with significant differences between different raindrops and streaks. Thus, there is no clear pattern in the performance of different networks on deraining.

Based on the above results and analysis, we can infer that the acceptable performance of a backbone network on a specific task is predicated on meeting the functional requirements of that task. It is notable that Restormer obtains exceptional task generality. This can be attributed to several factors: 1) The U-shape architecture enables the network to accommodate large-size input. 2) The transposed self-attention allows direct interaction of global information. 3) The presence of depth-wise convolution enables the network to process spatial information effectively. In summary, due to Restormer’s comprehensive functionality, it is capable of meeting the requirements of various tasks.

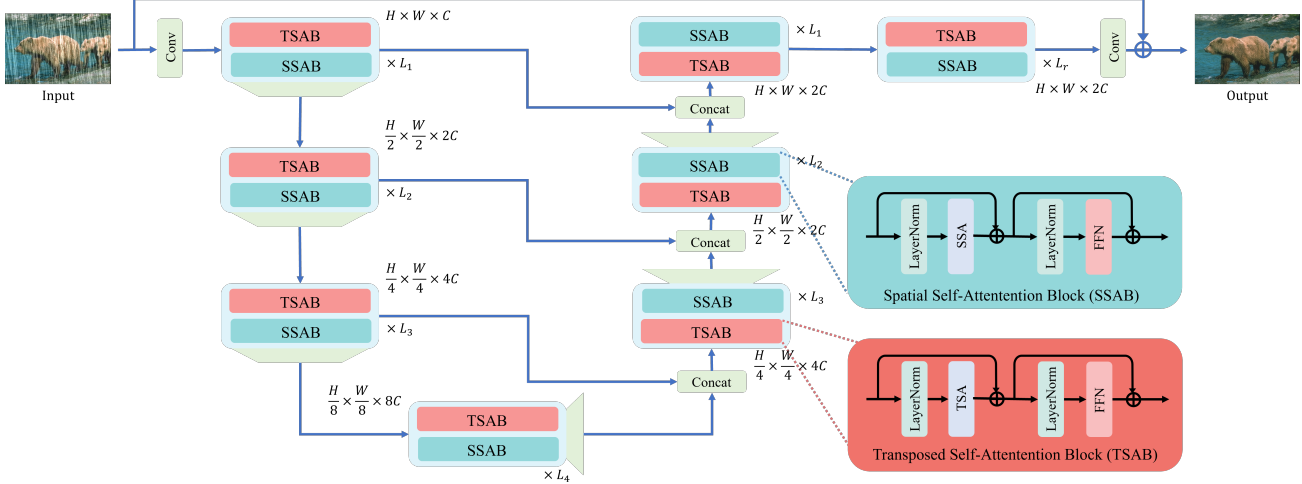


Figure 5. The network structure of X-Restormer. To enhance the spatial mapping ability of Restormer and create a more general network, we replace half of the transposed self-attention blocks in Restormer with spatial self-attention blocks. For TSA, we retain the preliminary multi-Dconv head transposed attention (MDTA) used in Restormer. For SSA, we adopt the overlapping cross-attention (OCA) in HAT [8].

4. General Backbone Network Design

Based on the above benchmark experiment, we believe that the principle of designing a general backbone network should be to ensure that the network can fulfill the functional requirements of all tasks. As Restormer shows relatively good task generality compared to the other networks, we select it as the starting point to design a more general network. By pinpointing and addressing the limitation of Restormer, we present an initial version of a general image restoration backbone network in this section.

Limitation of Restormer. In the benchmark experiments, Restormer shows inferior performance to SwinIR on SR, particularly on Urban100. The qualitative comparison also indicates this phenomenon in Figure 4. Although Restormer can directly utilize global information, it fails to reconstruct fine textures even for self-repeated patterns, while SwinIR is capable of doing so. This discrepancy can be partially attributed to the U-shape architecture employed by Restormer. However, this architecture is integral to certain tasks. Another contributing factor is that Restormer relies on depth-wise convolution for spatial information interaction, and its spatial mapping capability is relatively weaker than spatial self-attention in SwinIR. To overcome this limitation, we incorporate a spatial self-attention module into Restormer to design a more powerful backbone network.

Network structure. In Figure 5, we present our proposed backbone network, denoted as X-Restormer. We choose the U-shape architecture to build the network. In contrast to Restormer, we replace half of the transposed self-attention blocks (TSAB) with spatial self-attention blocks (SSAB) to enhance the ability of spatial information interaction. Given

an input feature F_{in} , the two blocks process it alternately as:

$$F_t = F_{in} + TSA(LN(F_{in})), \quad (6)$$

$$F_{t_out} = F_t + FFN(LN(F_t)), \quad (7)$$

$$F_s = F_{t_out} + SSA(LN(F_{t_out})), \quad (8)$$

$$F_{out} = F_s + FFN(LN(F_s)), \quad (9)$$

where F_t , F_{t_out} , F_s and F_{s_out} represent the intermediate feature in TSAB, the output of TSAB, the intermediate feature in SSAB and the output of SSAB. F_{out} means the output of the two consecutive blocks, and also serves as the input for the following two blocks. $TSA(\cdot)$ and $SSA(\cdot)$ indicate transposed self-attention (TSA) and spatial self-attention (SSA) modules. $LN(\cdot)$ denotes layer normalization and $FFN(\cdot)$ represents the feed-forward network.

Specifically, we adopt the Multi-Dconv Transpose Attention (MDTA) as the TSA module. It first generates *query* (Q), *key* (K) and *value* (V) by applying 1×1 convolutions followed by 3×3 depth-wise convolutions. Then, the channel attention matrix of size $\mathbb{R}^{C \times C}$ is calculated by the dot-product of reshaped Q and K followed by a Softmax function. The schematic of TSA is shown in Figure 3. Finally, the result is generated by the dot-product of the attention matrix and V . For SSA, we adopt the Overlapping Cross-Attention (OCA) introduced in the HAT model [8]. We choose this approach because the shifted window mechanism is not suitable for our consecutive blocks, and HAT demonstrates the effectiveness of OCA. For the calculation of OCA, Q is produced by partitioning the input into non-overlapping windows, while K and V are generated by partitioning the input into overlapping windows with a manually set overlapping size. Apart from the different window partition methods, the calculation of OCA is essentially identical to that of standard window self-attention. For FFN, we em-

Table 3. Quantitative results on $\times 4$ image SR. * means the SwinIR model is pre-trained on $\times 2$ SR.

Model	Set5	Set14	BSD100	Urban100	Manga109
RCAN	32.63/0.9002	28.87/0.7889	27.77/0.7436	26.82/0.8087	31.22/0.9173
RCAN-it	32.69/0.9007	28.99/0.7922	27.87/0.7459	27.16/0.8168	31.78/0.9217
SwinIR*	<u>32.92/0.9044</u>	<u>29.09/0.7950</u>	27.92/0.7489	27.45/0.8254	<u>32.03/0.9260</u>
IPT	32.64/-	29.01/-	27.82/-	27.26/-	-/-
EDT	32.82/0.9031	29.09/0.7939	27.91/0.7483	27.46/0.8246	32.05/0.9254
NAFNet	32.79/0.9010	29.03/0.7919	27.86/0.7463	27.00/0.8112	31.77/0.9216
SwinIR	32.88/0.9041	29.07/0.7944	<u>27.93/0.7490</u>	<u>27.47/0.8258</u>	31.96/0.9255
Restormer	32.94/0.9039	29.06/0.7934	27.91/0.7482	27.32/0.8199	31.96/0.9244
X-Restormer	33.16/0.9058	29.17/0.7963	28.00/0.7512	27.66/0.8291	32.38/0.9279

Table 5. Quantitative results on motion deblurring.

Model	GoPro	HIDE	RealBlur-R	RealBlur-J
SPAIR	32.06/0.953	30.29/0.931	-/-	28.81/0.875
MIMO-UNet+	<u>32.45/0.957</u>	29.99/0.930	35.54/0.947	27.63/0.837
IPT	32.52/-	-/-	-/-	-/-
MPRNet	32.66/ 0.959	30.96/ 0.939	35.99/0.952	28.70/0.873
Uformer	33.05/0.942	30.89/0.920	36.19/0.956	29.09/0.886
NAFNet	<u>33.08/0.942</u>	<u>31.22/0.924</u>	35.97/0.952	28.32/0.857
Restormer	32.92/0.940	31.22/0.923	<u>36.19/0.957</u>	<u>28.96/0.879</u>
X-Restormer	33.44/0.946	31.76/0.930	36.27/0.958	28.87/0.878

Table 7. Quantitative results on image dehazing.

Model	PFDN	FFA-Net	AECR-Ne	MAXIM	DehazeFormer	MPRNet	NAFNet	Restormer	X-Restormer
SOTS Indoor	32.68/0.976	36.39/0.989	37.17/0.990	39.72/-	40.05/ 0.996	40.34/0.994	38.97/0.994	41.97/0.994	42.90/0.995

ploy the Gated-Dconv Feed-forward Network (GDFN) architecture, as used in Restormer. Instead of using two 1×1 convolutions to construct an MLP, GDFN first processes input features through two 3×3 depth-wise convolutions and 1×1 convolutions. Then, the resulting features are combined via element-wise multiplication and pass through another 1×1 convolution to produce the final output.

We have also tried multiple design choices for SSAB and TSAB, and the related experiments can be referred to *Supp*. We emphasize that our design of X-Restormer is not to develop novel architectures or modules to improve the performance on certain tasks, but to enhance the task generality of the network according to the principle of general backbone network design through as simple means as possible.

5. Experiments

5.1. Experimental Setup

We conduct experiments of the proposed X-Restormer on the same datasets used in the benchmark experiment. For the network implementation, the network employs a 4-level encoder-decoder with three times down-sampling and up-sampling. To maintain a similar number of parameters as Restormer, from level-1 to level-4, the numbers of consecutive blocks (containing a TSAB and a SSAB) are [2, 4, 4, 4], attention heads in TSA and SSA are both [1, 2, 4, 8], and channel numbers are [48, 96, 192, 384]. The channel expansion factor in GDFN is 2.66. The overall parameters are 26.06M, slightly less than Restormer of 26.13M. We adopt the same training settings as Restormer in the benchmark experiment to optimize the model. We use the AdamW op-

Table 4. Quantitative results on image denoising with the Gaussian noise level $\sigma = 50$.

Model	CBS68	Kodak24	McMaster	Urban100
FFDNet	27.96/-	28.98/-	29.18/-	28.05/-
RNAN	28.27/-	29.58/-	29.72/-	29.08/-
RDN	28.31/-	29.66/-	-/-	29.38/-
IPT	28.39/-	29.64/-	29.98/-	29.71/-
DRUNet	28.51/-	29.86/-	30.08/-	29.61/-
SwinIR	28.56/0.8118	29.95/0.8221	30.20/0.8489	29.88/0.8861
Uformer	28.55/0.8130	29.97/0.8244	30.16/0.8485	29.98/0.8900
Restormer	<u>28.60/0.8130</u>	<u>30.01/0.8237</u>	<u>30.30/0.8517</u>	<u>30.02/0.8898</u>
X-Restormer	28.63/0.8138	30.05/0.8245	30.33/0.8518	30.24/0.8928

Table 6. Quantitative results on image deraining.

Model	Test100	Rain100H	Rain100L	Test1200	Test2800
PreNet	24.81/0.851	26.77/0.858	32.44/0.950	31.36/0.911	31.75/0.916
MSPFN	27.50/0.876	28.66/0.860	32.40/0.933	32.39/0.916	32.82/0.930
MPRNet	30.27/0.897	30.41/0.890	36.40/0.965	32.91/0.916	33.64/0.938
SPAIR	30.35/0.909	30.95/0.892	36.93/0.969	<u>33.04/0.922</u>	33.34/0.936
SwinIR	30.05/0.900	30.45/0.895	37.00/0.969	30.49/0.893	<u>33.63/0.940</u>
NAFNet	30.33/0.910	32.83/0.914	36.96/0.971	<u>32.58/0.922</u>	32.15/0.933
Restormer	<u>32.03/0.924</u>	31.48/0.905	<u>39.08/0.979</u>	33.22/0.927	34.21/0.945
X-Restormer	32.21/0.927	<u>32.09/0.914</u>	<u>39.10/0.978</u>	32.31/0.919	<u>33.93/0.945</u>

imizer with $\beta_1 = 0.9$ and $\beta_2 = 0.99$, utilizing an initial learning rate of $3e^{-4}$. The learning rate decay follows a cosine scheduler with intervals at 92k and 208k iterations, and the total training iterations are 300K. The input patch size is set to 256×256 and the batch size is set to 32. For data augmentation, we use horizontal and vertical flips. We utilize the $L1$ loss function to train the model. Notably, we do not adopt any training tricks (e.g., $\times 2$ SR pretraining or EMA strategy) or testing tricks (e.g., TLC [11]).

5.2. Experimental Results

We compare our X-Restormer with the top three models in the benchmark experiments (based on the same test configurations) as well as other state-of-the-art approaches (based on the reported performance in their papers) in this section. PSNR/SSIM is provided in following tables. The best and second-best performance results are in **bold** and underline.

Image SR. In Table 3, we present the quantitative results of $\times 4$ SR on five benchmark datasets: Set5 [2], Set14 [51], BSD100 [31], Urban100 [19] and Manga109 [33]. The state-of-the-art approaches, including RCAN [59], RCAN-it [27], SwinIR [35], IPT [4] and EDT [22] are compared in this experiment. X-Restormer significantly outperforms Restormer by 0.22dB on Set5, 0.34dB on Urban100 and 0.42dB on Manga109. This demonstrates the effectiveness of our design in enhancing the spatial mapping ability of Restormer. Furthermore, X-Restormer surpasses the SOTA method EDT by 0.2dB on Urban100 and 0.35dB on Manga109, indicating the effectiveness of X-Restormer on SR. Despite this, we point out that our method still cannot beat the most powerful SR approaches, such as HAT. We

Table 8. Quantitative results on All-in-One restoration.

Model	SR			Denoising			Deblurring	Deraining	Dehazing
	$\times 2$	$\times 3$	$\times 4$	$\sigma = 15$	$\sigma = 25$	$\sigma = 50$			
MPRNet	33.68/0.9301	27.92/0.8295	28.17/0.8043	34.27/0.9280	31.82/0.8901	28.60/0.8119	30.00/0.8812	31.20/0.9068	35.06/0.9874
SwinIR	33.83/0.9301	27.74/0.8351	28.14/0.8043	34.27/0.9283	31.83/0.8906	28.59/0.8143	29.06/0.8519	30.03/0.8983	31.48/0.9823
Uformer	29.99/0.8805	25.02/0.7622	27.88/0.7949	33.86/0.9254	31.42/0.8863	27.87/0.7891	29.64/0.8725	27.53/0.8569	29.92/0.9714
Restormer	34.51/0.9341	23.96/0.7410	28.70/0.8179	34.43/0.9303	32.02/0.8942	28.87/0.8222	30.54/0.8902	31.91/0.9134	36.95/0.9897
NAFNet	34.12/0.9314	23.28/0.7170	28.17/0.8087	34.18/0.9281	31.76/0.8908	28.64/0.8187	30.38/0.8911	31.56/0.9149	30.84/0.9797
X-Restormer	34.72/0.9360	28.04/0.8303	28.81/0.8217	34.67/0.9330	32.26/0.8983	29.12/0.8293	30.85/0.8983	32.27/0.9229	38.24/0.9914

believe that in terms of the SR task, the plain residual in residual architecture designed for SR is still more effective.

Image denoising. In Table 4, we provide the quantitative results of Gaussian denoising with the noise level $\sigma = 50$ on four benchmark datasets: CBSD68 [32], Kodak24 [14], McMaster [58] and Urban100 [19]. The state-of-the-art methods: FFDNet [56], RNAN [61], RDN [62], IPT [4] and DRUNet [57] are compared in this experiment. As one can see that X-Restormer achieves the state-of-the-art performance, surpassing SwinIR by 0.36dB and outperforming Restormer by 0.22dB on Urban100. This demonstrates the superiority of X-Restormer on image denoising.

Image deblurring. In Table 5, we compare the quantitative results of X-Restormer with the state-of-the-art methods: SPAIR [36], MIMO-UNet+ [10], IPT [4] and MPRNet [49] on both synthetic datasets (Gopro [34] and HIDE [39]) and real-world datasets (RealBlur-R and RealBlur-J [38]). X-Restormer achieves large performance gains over the other models on synthetic datasets, with an improvement of 0.36dB on Gopro compared to NAFNet and 0.54dB on HIDE compared to Restormer. Besides, our X-Restormer obtains the state-of-the-art performance on RealBlur-R and considerable performance on RealBlur-J, showing the effectiveness of our method on real-world motion deblurring scenarios.

Image deraining. In Table 6, we present the quantitative results of deraining on benchmark datasets Test100 [18], Rain100L [47], Rain100H [47], Test1200 [52] and Test2800 [16]. The state-of-the-art methods: PreNet [37], MSPFN [20], MPRNet [49] and SPAIR [36] are compared. X-Restormer outperforms the other models on Test100, Rain100H and Rain100L but performs inferior to Restormer on Test1200 and Test2800. This discrepancy is caused by the variations in degradation produced by different rain models. Nonetheless, our X-Restormer model exhibits comparable performance to state-of-the-art methods, demonstrating its effectiveness on image deraining.

Image dehazing. In Table 7, we provide the quantitative results on the benchmark SOTS Indoor [21]. We compare the state-of-the-art approaches: PFDN [13], FFA-Net [46], AECR-Net [45], MAXIM [41] and DehazeFormer [40] in this experiment. Notably, our X-Restormer model significantly outperforms Restormer by a large margin of 0.93dB.

When compared to the state-of-the-art dehazing method DehazeFormer, our X-Restormer achieves a breakthrough performance gain of 2.85 dB. These results demonstrate the superiority of our proposed method for image dehazing.

All-in-One Restoration. We conduct experiments on an all-in-one restoration setting, training different networks on five tasks with varying degradation levels (i.e., three SR up-scaling factors and $\sigma \in (0, 50)$ random Gaussian noises) simultaneously. The sampling probability for each task is the same and the average performance of benchmark datasets is calculated. As shown in Table 8, X-Restormer demonstrates significant advantages in handling multiple tasks concurrently, with its performance far exceeding other methods on all tasks. This indicates that a general backbone network is of great significance for building a general model that can handle multiple image restoration tasks, which can effectively mitigate task conflicts with the performance drops.

Summary. With enhanced spatial mapping capability, our X-Restormer achieves significant performance improvement compared to Restormer. Specifically, X-Restormer obtains large performance gains against Restormer of 0.42dB (Manga109), 0.22dB (Urban100), 0.54dB (HIDE), 0.61dB (Rain100H) and 0.93dB (SOTS Indoor) on image SR, denoising, deblurring, deraining and dehazing, showing the effectiveness of our design. Moreover, on all these five tasks, X-Restormer obtains state-of-the-art performance. Despite its simplicity, X-Restormer clearly has better task generality than other methods. Furthermore, we demonstrate that a powerful general backbone network has the potential to better handle multiple restoration tasks simultaneously. We hope it can inspire more works on the general image restoration backbone network design.

6. Conclusion

In this paper, we conduct a comparative study of existing image restoration backbone networks to design a general backbone network. Five representative networks are chosen for the benchmark experiment across selected five tasks. The results indicate that comprehensive functionality is crucial for designing a general restoration backbone network. We select Restormer as the baseline and introduce spatial self-attention into it to enhance the spatial information interaction capability. Experimental results show that the designed X-Restormer achieves significant performance improvement and presents the best task generality.

A Comparative Study of Image Restoration Networks for General Backbone Network Design

Supplementary Material

Xiangyu Chen^{1,2,3*} Zheyuan Li^{3*} Yuandong Pu^{2,4*} Yihao Liu² Jiantao Zhou¹ Yu Qiao^{2,3} Chao Dong^{2,3}

¹University of Macau ²Shanghai AI Lab ³Shenzhen Institutes of Advanced Technology, CAS ⁴Shanghai Jiao Tong University

<https://github.com/Andrew0613/X-Restormer>

Abstract

In this supplementary material, we present additional experiments and results to complement the main manuscript. First, we illustrate the importance of a general backbone network for multi-task optimization on all-in-one restoration. Then, we complement details about schematic diagrams of mentioned three kinds of architectures. Next, we provide complete benchmark results for the five image restoration tasks and present visual results of X-Restormer with other benchmark networks. After that, we conduct comprehensive ablation study to further verify the effectiveness of our X-Restormer. Finally, we provide a model complexity comparison of our X-Restormer with Restormer.

2. Alleviating optimization conflicts

In the manuscript, we show that our X-Restormer obtains the best average performance on an all-in-one restoration setting. We provide more explanations in this section to illustrate a more general backbone network can effectively alleviate the optimization conflict for multi-task restoration. In Figure 6, we provide the validation curves of different models on image SR \times 4 and deblurring. Our X-Restormer can consistently outperform other networks during training. Restormer with good task generality also performs the second best. However, SwinIR performs poorly on both SR and deblurring. We believe this is because when a network has difficulty optimizing certain tasks, the larger gradients it generates may cause the network to focus on these more challenging tasks. Conversely, a general backbone network can effectively circumvent such optimization conflicts.

3. Architecture Schematic Diagrams

In the realm of image restoration networks, prevailing architectures fall into three distinct categories: (a) plain residual-in-residual, (b) U-shaped encoder-decoder and (c) multi-stage progressive architectures. In the section 3.2 of the manuscript, we detail the characteristics of these three kinds

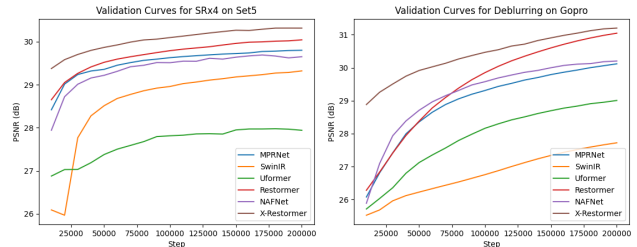


Figure 6. Validation curves for SR \times 4 and deblurring.

of architectures. In Figure 7, we provide the schematic diagrams of these architectures for better understanding.

4. Complete Benchmark Results

We provide the complete the benchmark results on image SR, denoising, deblurring, deraining and dehazing, as shown in Table 9, Table 10, Table 11, Table 12 and Table 13. Since different methods may not use exactly the same data and calculation ways in their papers, we uniformly calculate the performance using BasicSR toolbox [43] on the totally the same test data for fair comparison.

5. Visual Comparison

We present the visual results of the benchmark experiments with X-Restormer on image SR, denoising, deblurring, deraining and dehazing, as depicted in Figure 8, Figure 9, Figure 10, Figure 11, Figure 12, respectively. Our X-Restormer obtains the best visual quality compared to other networks.

6. Ablation Study

We conduct ablation study to explore the effectiveness of our design for X-Restormer. For fast validation, experiments are implemented on image SR and deblurring tasks with significantly different characteristics, based on a small variant of X-Restormer with the numbers of consecutive blocks of [1,2,2,4], the channel numbers of [36, 72, 144, 288] and the input patch size of 192×192 .

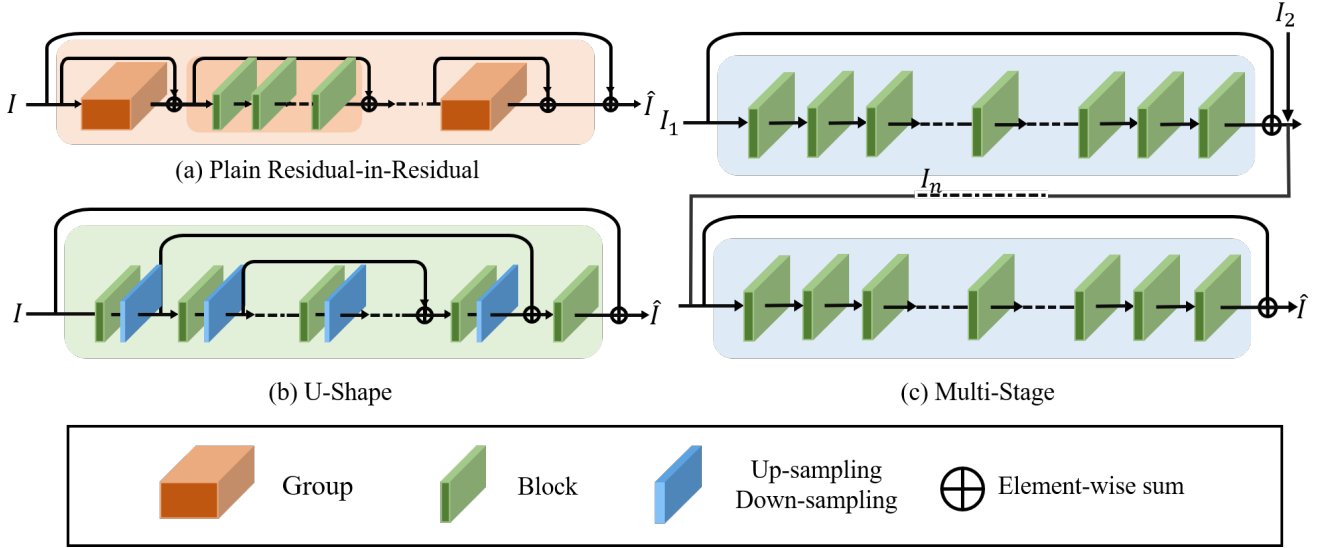


Figure 7. Architecture illustration for Plain Residual-in-Residual, U-shape and Multi-stage.

Table 9. Complete benchmark results on $\times 4$ image SR. The best and second-best performance results are in **bold** and underline.

Model	Set5	Set14	BSD100	Urban100	Manga109
	PSNR/SSIM	PSNR/SSIM	PSNR/SSIM	PSNR/SSIM	PSNR/SSIM
MPRNet	32.57/0.8996	28.90/0.7889	27.78/0.7425	26.88/0.8081	31.44/0.9182
SwinIR	32.88/0.9041	<u>29.07/0.7944</u>	<u>27.93/0.7490</u>	<u>27.47/0.8258</u>	<u>31.96/0.9255</u>
Uformer	30.25/0.8665	27.14/0.7398	27.67/0.7475	25.60/0.7651	31.69/0.9233
NAFNet	32.79/0.9010	29.03/0.7919	27.86/0.7463	27.00/0.8112	31.77/0.9216
Restormer	<u>32.94/0.9039</u>	29.06/0.7934	27.91/0.7482	27.32/0.8199	<u>31.96/0.9244</u>
X-Restormer	33.16/0.9058	29.17/0.7963	28.00/0.7512	27.66/0.8291	32.38/0.9279

Table 10. Complete benchmark results on image denoising with the Gaussian noise level $\sigma = 50$. The best and second-best performance results are in **bold** and underline.

Model	CBSD68	Kodak24	McMaster	Urban100
	PSNR/SSIM	PSNR/SSIM	PSNR/SSIM	PSNR/SSIM
MPRNet	28.48/0.8087	29.86/0.8193	30.04/0.8447	29.71/0.8847
SwinIR	28.56/0.8118	29.95/0.8221	30.20/0.8489	29.88/0.8861
Uformer	28.55/ <u>0.8130</u>	29.97/ <u>0.8244</u>	30.16/0.8485	29.98/ <u>0.8900</u>
NAFNet	28.52/0.8098	29.90/0.8204	30.07/0.8455	29.65/0.8840
Restormer	<u>28.60/0.8130</u>	<u>30.01/0.8237</u>	<u>30.30/0.8517</u>	<u>30.02/0.8898</u>
X-Restormer	28.63/0.8138	30.05/0.8245	30.33/0.8518	30.24/0.8928

Cascade or Parallel. In Table 14, we show the quantitative results on image SR and deblurring for the cascade and parallel connections of TSAB and SSAB. As one can see that the model using cascade design obtains much better performance on all benchmark datasets. Thus, our X-Restormer uses cascade connection for TSAB and SSAB.

Sequences of TSAB and SSAB. In Table 15, we present the quantitative results on image SR and deblurring for different sequences of TSAB and SSAB. TSAB-SSAB in-

dicates that the features first go through TSAB and then SSAB. Conversely, SSAB-TSAB represents the opposite process. The two models obtain similar performance on SR, while TSAB-SSAB achieves better performance than SSAB-TSAB on image deblurring. Therefore, we use TSAB-SSAB as the default choice.

Effectiveness of OCA. In Table 16, we provide the quantitative comparison of standard non-overlapping window self-attention (WSA) with the used overlapping self-

Table 11. Complete benchmark results on motion deblurring. The best and second-best performance results are in **bold** and underline.

Model	GoPro PSNR/SSIM	HIDE PSNR/SSIM	RealBlur-R PSNR/SSIM	RealBlur-J PSNR/SSIM
MPRNet	32.66/0.939	30.96/0.919	35.99/0.952	28.70/0.873
SwinIR	31.66/0.921	29.41/0.896	35.49/0.947	27.55/0.840
Uformer	<u>33.05/0.942</u>	30.89/0.920	<u>36.19/0.956</u>	29.09/0.886
NAFNet	<u>33.08/0.942</u>	<u>31.22/0.924</u>	35.97/0.952	28.32/0.857
SwinIR	31.66/0.921	29.41/0.896	35.49/0.947	27.55/0.840
Restormer	32.92/0.940	<u>31.22/0.923</u>	<u>36.19/0.957</u>	<u>28.96/0.879</u>
X-Restormer	33.44/0.946	31.76/0.930	36.27/0.958	28.87/0.878

Table 12. Complete benchmark results on deraining. The best and second-best performance results are in **bold** and underline.

Model	Test100 PSNR/SSIM	Rain100H PSNR/SSIM	Rain100L PSNR/SSIM	Test1200 PSNR/SSIM	Test2800 PSNR/SSIM
MPRNet	30.29/0.898	30.43/0.891	36.46/0.966	32.94/0.914	33.66/0.939
SwinIR	30.05/0.900	30.45/0.895	37.00/0.969	30.49/0.893	<u>33.63/0.940</u>
Uformer	27.93/0.891	24.06/0.845	35.96/0.965	32.75/0.919	28.22/0.913
NAFNet	30.33/0.910	32.83/0.914	36.96/0.971	<u>32.58/0.922</u>	32.15/0.933
Restormer	<u>32.03/0.924</u>	<u>31.48/0.905</u>	<u>39.08/0.979</u>	33.22/0.927	34.21/0.945
X-Restormer	32.21/0.927	<u>32.09/0.914</u>	<u>39.10/0.978</u>	32.31/0.919	<u>33.93/0.945</u>

Table 13. Complete benchmark results on dehazing. The best and second-best performance results are in **bold** and underline.

Model	MPRNet PSNR/SSIM	SwinIR PSNR/SSIM	Uformer PSNR/SSIM	NAFNet PSNR/SSIM	Restormer PSNR/SSIM	X-Restormer PSNR/SSIM
SOTS Indoor	40.34/0.994	29.14/0.968	33.58/0.986	38.97/0.993	<u>41.97/0.994</u>	42.90/0.995

Table 14. Ablation study on the connection ways. The better performance results are in **bold**.

Model	Set5	Set14	BSD100	Urban100	Manga109	GoPro	HIDE	RealBlur-R	RealBlur-J
	PSNR/SSIM	PSNR/SSIM	PSNR/SSIM	PSNR/SSIM	PSNR/SSIM	PSNR/SSIM	PSNR/SSIM	PSNR/SSIM	PSNR/SSIM
Parallel	32.61/0.9002	28.92/0.7902	27.78/0.7440	26.85/0.8083	31.36/0.9190	31.53/0.9222	29.67/0.9016	36.12/0.9553	28.95/0.8792
Cascade(ours)	32.82/0.9023	29.05/0.7925	27.85/0.7461	27.17/0.8158	31.77/0.9204	32.25/0.9316	30.50/0.9136	36.24/0.9572	28.92/0.8808

attention (OCA) for the choice of spatial self-attention in X-Restormer. The overlapping size is set to 0.5, the same as HAT [8]. We can see that OCA performs better than WSA. Therefore, we adopt OCA in X-Restormer.

Different choices for TSAB and SSAB. In Table 17, we conduct ablation study on different choices for TSAB and SSAB. MDTA [50] and CAB [8, 59] are two modules that involve channel-wise mapping. Swin [25, 30], Dilation self-attention [42, 53] and OCA [8] are three prevalent options for spatial self-attention. We implement this experiment based on the similar number of parameters and FLOPs for all models. When employing MDTA as the choice for TSAB, the model using OCA performs the best compared to other options for SSAB. When adopting OCA as the choice for SSAB, the model with CAB obtains comparable performance to MDTA+OCA on SR, while it performs inferior on image deblurring. We believe this is because CAB contains

many convolutions, which can enhance the spatial mapping ability of the model. However, its capability of global information interaction is weaker than MDTA using channel self-attention. Thus, we use the combination of MDTA and OCA as our default choice.

7. Model Complexity Comparison

In Table 18, we present the model complexity comparison of our X-Restormer with Restormer on image SR and motion deblurring. With similar number of parameters and a relatively larger computational complexity, X-Restormer obtains significant performance improvement over Restormer. We also provide a small variant of X-Restormer, denoted as X-Restormer-s, by reducing the original dimension to 44. With fewer parameters and similar FLOPs (calculated for 256×256 output), X-Restormer-s can also perform much better than Restormer.

Table 15. Ablation study on different sequences of TSAB and SSAB. The better performance results are in **bold**.

Model	Set5	Set14	BSD100	Urban100	Manga109	GoPro	HIDE	RealBlur-R	RealBlur-J
	PSNR/SSIM	PSNR/SSIM	PSNR/SSIM	PSNR/SSIM	PSNR/SSIM	PSNR/SSIM	PSNR/SSIM	PSNR/SSIM	PSNR/SSIM
SSAB-TSAB	32.82/0.9021	29.05/0.7927	27.86/0.7464	27.19/0.8162	31.80/0.9209	32.13/0.9299	30.45/ 0.9137	36.13/0.9566	29.01/0.8827
TSAB-SSAB	32.82/0.9023	29.05/0.7925	27.85/0.7461	27.17/0.8158	31.77/0.9204	32.25/0.9316	30.50/0.9136	36.24/0.9572	28.92/0.8808

Table 16. Ablation study on the effectiveness of OCA. The better performance results are in **bold**.

Model	Set5	Set14	BSD100	Urban100	Manga109	GoPro	HIDE	RealBlur-R	RealBlur-J
	PSNR/SSIM	PSNR/SSIM	PSNR/SSIM	PSNR/SSIM	PSNR/SSIM	PSNR/SSIM	PSNR/SSIM	PSNR/SSIM	PSNR/SSIM
WSA	32.81/0.9021	29.01/0.7914	27.82/0.7453	27.09/0.8138	31.68/0.9203	32.09/0.9295	<u>30.41/0.9129</u>	36.24/0.9570	29.00/0.8822
OCA(ours)	32.82/0.9023	29.05/0.7925	27.85/0.7461	27.17/0.8158	31.77/0.9204	32.25/0.9316	30.50/0.9136	36.24/0.9572	28.92/0.8808

Table 17. Ablation study on different choices for TSAB and SSAB. The best and second-best performance results are in **bold** and underline.

Model	Params(M)	FLOPs(G)	Set5	Set14	BSD100	Urban100	Manga109	GoPro	HIDE	RealBlur-R	RealBlur-J
			PSNR/SSIM	PSNR/SSIM	PSNR/SSIM	PSNR/SSIM	PSNR/SSIM	PSNR/SSIM	PSNR/SSIM	PSNR/SSIM	PSNR/SSIM
MDTA+Swin	10.6	77.0	<u>32.79/0.9018</u>	29.00/0.7913	27.82/0.7451	27.06/0.8130	<u>31.67/0.9204</u>	32.01/0.9289	30.32/0.9118	<u>36.23/0.9554</u>	28.96/0.8805
MDTA+Dilation	10.6	76.7	32.74/0.9013	28.98/0.7904	27.81/0.7446	27.00/0.8110	31.58/0.9189	31.85/0.9266	30.22/0.9107	<u>36.19/0.9563</u>	28.90/0.8779
CAB+OCA	10.8	73.6	32.74/0.9016	<u>29.04/0.7927</u>	27.85/0.7460	27.18/0.8165	31.78/0.9221	32.47/0.9341	<u>30.39/0.9117</u>	36.02/0.9546	28.71/0.8739
MDTA+OCA(ours)	10.6	78.7	32.82/0.9023	<u>29.05/0.7925</u>	27.85/0.7461	<u>27.17/0.8158</u>	<u>31.77/0.9204</u>	<u>32.25/0.9316</u>	30.50/0.9136	36.24/0.9572	<u>28.92/0.8808</u>

Table 18. Model Complexity Comparison. FLOPs are calculated for 256×256 output.

Model	Params(M)	FLOPs(G)	Set5	Set14	BSD100	Urban100	Manga109	GoPro	HIDE	RealBlur-R	RealBlur-J
			PSNR/SSIM	PSNR/SSIM	PSNR/SSIM	PSNR/SSIM	PSNR/SSIM	PSNR/SSIM	PSNR/SSIM	PSNR/SSIM	PSNR/SSIM
Restormer	26.1	141.0	32.94/0.9039	29.06/0.7934	27.91/0.7482	27.32/0.8199	31.96/0.9244	32.92/0.9419	31.22/0.9226	36.19/0.9571	28.96/0.8785
X-Restormer-s	22.3	140.9	<u>33.04/0.9047</u>	29.18/0.7963	<u>27.97/0.7505</u>	<u>27.63/0.8287</u>	<u>32.27/0.9256</u>	<u>33.41/0.9452</u>	<u>31.52/0.9277</u>	<u>36.24/0.9572</u>	28.75/0.8730
X-Restormer	26.0	164.3	33.16/0.9058	<u>29.17/0.7963</u>	28.00/0.7512	27.66/0.8291	32.38/0.9279	33.44/0.9459	31.76/0.9299	36.27/0.9581	<u>28.87/0.8780</u>




Figure 8. Visual comparison on $\times 4$ image SR.




Figure 9. Visual comparison on image denoising with the Gaussian noise level $\sigma = 50$.



Figure 10. Visual comparison on motion deblur.




Figure 11. Visual comparison on image deraining.



Figure 12. Visual comparison on image dehazing.

References

- [1] Abdullah Abuolaim and Michael S Brown. Defocus deblurring using dual-pixel data. In *Computer Vision–ECCV 2020: 16th European Conference, Glasgow, UK, August 23–28, 2020, Proceedings, Part X 16*, pages 111–126. Springer, 2020. **2**
- [2] Marco Bevilacqua, Aline Roumy, Christine Guillemot, and Marie Line Alberi-Morel. Low-complexity single-image super-resolution based on nonnegative neighbor embedding. 2012. **7**
- [3] Bolun Cai, Xiangmin Xu, Kui Jia, Chunmei Qing, and Dacheng Tao. Dehazenet: An end-to-end system for single image haze removal. *IEEE transactions on image processing*, 25(11):5187–5198, 2016. **2**
- [4] Hanting Chen, Yunhe Wang, Tianyu Guo, Chang Xu, Yiping Deng, Zhenhua Liu, Siwei Ma, Chunjing Xu, Chao Xu, and Wen Gao. Pre-trained image processing transformer. In *Proceedings of the IEEE/CVF Conference on Computer Vision and Pattern Recognition*, pages 12299–12310, 2021. **2, 7, 8**
- [5] Liangyu Chen, Xin Lu, Jie Zhang, Xiaojie Chu, and Chengpeng Chen. Hinet: Half instance normalization network for image restoration. In *Proceedings of the IEEE/CVF Conference on Computer Vision and Pattern Recognition*, pages 182–192, 2021. **2, 4**
- [6] Liangyu Chen, Xiaojie Chu, Xiangyu Zhang, and Jian Sun. Simple baselines for image restoration. *arXiv preprint arXiv:2204.04676*, 2022. **2**
- [7] Xiangyu Chen, Xintao Wang, Wenlong Zhang, Xiangtao Kong, Yu Qiao, Jiantao Zhou, and Chao Dong. Hat: Hybrid attention transformer for image restoration. *arXiv preprint arXiv:2309.05239*, 2023. **4**
- [8] Xiangyu Chen, Xintao Wang, Jiantao Zhou, Yu Qiao, and Chao Dong. Activating more pixels in image super-resolution transformer. In *Proceedings of the IEEE/CVF Conference on Computer Vision and Pattern Recognition*, pages 22367–22377, 2023. **2, 5, 6, 11**
- [9] Zheng Chen, Yulun Zhang, Jinjin Gu, Linghe Kong, Xiaokang Yang, and Fisher Yu. Dual aggregation transformer for image super-resolution. In *Proceedings of the IEEE/CVF International Conference on Computer Vision*, pages 12312–12321, 2023. **3**
- [10] Sung-Jin Cho, Seo-Won Ji, Jun-Pyo Hong, Seung-Won Jung, and Sung-Jea Ko. Rethinking coarse-to-fine approach in single image deblurring. In *Proceedings of the IEEE/CVF international conference on computer vision*, pages 4641–4650, 2021. **8**
- [11] Xiaojie Chu, Liangyu Chen, Chengpeng Chen, and Xin Lu. Improving image restoration by revisiting global information aggregation. In *European Conference on Computer Vision*, pages 53–71. Springer, 2022. **7**
- [12] Chao Dong, Chen Change Loy, Kaiming He, and Xiaoou Tang. Learning a deep convolutional network for image super-resolution. In *European conference on computer vision*, pages 184–199. Springer, 2014. **2**
- [13] Jiangxin Dong and Jinshan Pan. Physics-based feature dehazing networks. In *Computer Vision – ECCV 2020*, pages 188–204, Cham, 2020. Springer International Publishing. **8**
- [14] Rich Franzen. Kodak lossless true color image suite. *source: http://r0k.us/graphics/kodak*, 4(2), 1999. **8**
- [15] Xueyang Fu, Jiabin Huang, Delu Zeng, Yue Huang, Xinghao Ding, and John Paisley. Removing rain from single images via a deep detail network. In *Proceedings of the IEEE conference on computer vision and pattern recognition*, pages 3855–3863, 2017. **2**
- [16] Xueyang Fu, Jiabin Huang, Delu Zeng, Yue Huang, Xinghao Ding, and John Paisley. Removing rain from single images via a deep detail network. In *Proceedings of the IEEE conference on computer vision and pattern recognition*, pages 3855–3863, 2017. **8**
- [17] Kaiming He, Xiangyu Zhang, Shaoqing Ren, and Jian Sun. Deep residual learning for image recognition. In *Proceedings of the IEEE conference on computer vision and pattern recognition*, pages 770–778, 2016. **1**
- [18] Jia-Bin Huang, Abhishek Singh, and Narendra Ahuja. Single image super-resolution from transformed self-exemplars. In *Proceedings of the IEEE conference on computer vision and pattern recognition*, pages 5197–5206, 2015. **8**
- [19] Jia-Bin Huang, Abhishek Singh, and Narendra Ahuja. Single image super-resolution from transformed self-exemplars. In *Proceedings of the IEEE conference on computer vision and pattern recognition*, pages 5197–5206, 2015. **7, 8**
- [20] Kui Jiang, Zhongyuan Wang, Peng Yi, Chen Chen, Baojin Huang, Yimin Luo, Jiayi Ma, and Junjun Jiang. Multi-scale progressive fusion network for single image deraining. In *Proceedings of the IEEE/CVF conference on computer vision and pattern recognition*, pages 8346–8355, 2020. **8**
- [21] Boyi Li, Wenqi Ren, Dengpan Fu, Dacheng Tao, Dan Feng, Wenjun Zeng, and Zhangyang Wang. Benchmarking single-image dehazing and beyond. *IEEE Transactions on Image Processing*, 28(1):492–505, 2018. **4, 8**
- [22] Wenbo Li, Xin Lu, Shengju Qian, Jiangbo Lu, Xiangyu Zhang, and Jiaya Jia. On efficient transformer-based image pre-training for low-level vision. *arXiv preprint arXiv:2112.10175*, 2021. **7**
- [23] Yu Li, Robby T Tan, Xiaojie Guo, Jiangbo Lu, and Michael S Brown. Rain streak removal using layer priors. In *Proceedings of the IEEE conference on computer vision and pattern recognition*, pages 2736–2744, 2016. **3**
- [24] Yawei Li, Yulun Zhang, Radu Timofte, Luc Van Gool, Zhi-jun Tu, Kunpeng Du, Hailing Wang, Hanting Chen, Wei Li, Xiaofei Wang, et al. Ntire 2023 challenge on image denoising: Methods and results. In *Proceedings of the IEEE/CVF Conference on Computer Vision and Pattern Recognition*, pages 1904–1920, 2023. **3**
- [25] Jingyun Liang, Jiezhong Cao, Guolei Sun, Kai Zhang, Luc Van Gool, and Radu Timofte. Swinir: Image restoration using swin transformer. In *Proceedings of the IEEE/CVF International Conference on Computer Vision*, pages 1833–1844, 2021. **1, 2, 4, 11**
- [26] Bee Lim, Sanghyun Son, Heewon Kim, Seungjun Nah, and Kyoung Mu Lee. Enhanced deep residual networks for single image super-resolution. In *Proceedings of the IEEE conference on computer vision and pattern recognition workshops*, pages 136–144, 2017. **2**

- [27] Zudi Lin, Prateek Garg, Atmadeep Banerjee, Salma Abdel Magid, Deqing Sun, Yulun Zhang, Luc Van Gool, Donglai Wei, and Hanspeter Pfister. Revisiting rcan: Improved training for image super-resolution, 2022. **7**
- [28] Jiaying Liu, Wenhan Yang, Shuai Yang, and Zongming Guo. Erase or fill? deep joint recurrent rain removal and reconstruction in videos. In *Proceedings of the IEEE conference on computer vision and pattern recognition*, pages 3233–3242, 2018. **3**
- [29] Lin Liu, Lingxi Xie, Xiaopeng Zhang, Shanxin Yuan, Xiangyu Chen, Wengang Zhou, Houqiang Li, and Qi Tian. Tape: Task-agnostic prior embedding for image restoration. In *European Conference on Computer Vision*, pages 447–464. Springer, 2022. **2**
- [30] Ze Liu, Yutong Lin, Yue Cao, Han Hu, Yixuan Wei, Zheng Zhang, Stephen Lin, and Baining Guo. Swin transformer: Hierarchical vision transformer using shifted windows. In *Proceedings of the IEEE/CVF International Conference on Computer Vision*, pages 10012–10022, 2021. **1, 11**
- [31] David Martin, Charless Fowlkes, Doron Tal, and Jitendra Malik. A database of human segmented natural images and its application to evaluating segmentation algorithms and measuring ecological statistics. In *Proceedings Eighth IEEE International Conference on Computer Vision. ICCV 2001*, pages 416–423. IEEE, 2001. **7**
- [32] David Martin, Charless Fowlkes, Doron Tal, and Jitendra Malik. A database of human segmented natural images and its application to evaluating segmentation algorithms and measuring ecological statistics. In *Proceedings Eighth IEEE International Conference on Computer Vision. ICCV 2001*, pages 416–423. IEEE, 2001. **8**
- [33] Yusuke Matsui, Kota Ito, Yuji Aramaki, Azuma Fujimoto, Toru Ogawa, Toshihiko Yamasaki, and Kiyoharu Aizawa. Sketch-based manga retrieval using manga109 dataset. *Multimedia Tools and Applications*, 76(20):21811–21838, 2017. **7**
- [34] Seungjun Nah, Tae Hyun Kim, and Kyoung Mu Lee. Deep multi-scale convolutional neural network for dynamic scene deblurring. In *Proceedings of the IEEE conference on computer vision and pattern recognition*, pages 3883–3891, 2017. **2, 4, 8**
- [35] Ben Niu, Weilei Wen, Wenqi Ren, Xiangde Zhang, Lianping Yang, Shuzhen Wang, Kaihao Zhang, Xiaochun Cao, and Haifeng Shen. Single image super-resolution via a holistic attention network. In *Computer Vision–ECCV 2020: 16th European Conference, Glasgow, UK, August 23–28, 2020, Proceedings, Part XII 16*, pages 191–207. Springer, 2020. **7**
- [36] Kuldeep Purohit, Maitreya Suin, AN Rajagopalan, and Vishnu Naresh Boddeti. Spatially-adaptive image restoration using distortion-guided networks. In *Proceedings of the IEEE/CVF International Conference on Computer Vision*, pages 2309–2319, 2021. **8**
- [37] Dongwei Ren, Wangmeng Zuo, Qinghua Hu, Pengfei Zhu, and Deyu Meng. Progressive image deraining networks: A better and simpler baseline. In *Proceedings of the IEEE/CVF conference on computer vision and pattern recognition*, pages 3937–3946, 2019. **8**
- [38] Jaesung Rim, Haeyun Lee, Jucheol Won, and Sunghyun Cho. Real-world blur dataset for learning and benchmarking deblurring algorithms. In *Computer Vision–ECCV 2020: 16th European Conference, Glasgow, UK, August 23–28, 2020, Proceedings, Part XXV 16*, pages 184–201. Springer, 2020. **8**
- [39] Ziyi Shen, Wenguan Wang, Xiankai Lu, Jianbing Shen, Haibin Ling, Tingfa Xu, and Ling Shao. Human-aware motion deblurring. In *Proceedings of the IEEE/CVF International Conference on Computer Vision*, pages 5572–5581, 2019. **8**
- [40] Yuda Song, Zhuqing He, Hui Qian, and Xin Du. Vision transformers for single image dehazing. *IEEE Transactions on Image Processing*, 32:1927–1941, 2023. **2, 4, 8**
- [41] Zhengzhong Tu, Hossein Talebi, Han Zhang, Feng Yang, Peyman Milanfar, Alan Bovik, and Yinxiao Li. Maxim: Multi-axis mlp for image processing. *CVPR*, 2022. **2, 8**
- [42] Wenxiao Wang, Lu Yao, Long Chen, Binbin Lin, Deng Cai, Xiaofei He, and Wei Liu. Crossformer: A versatile vision transformer hinging on cross-scale attention. In *International Conference on Learning Representations, ICLR*, 2022. **11**
- [43] Xintao Wang, Liangbin Xie, Ke Yu, Kelvin C.K. Chan, Chen Change Loy, and Chao Dong. BasicSR: Open source image and video restoration toolbox. <https://github.com/XPixelGroup/BasicSR>, 2022. **4, 9**
- [44] Zhendong Wang, Xiaodong Cun, Jianmin Bao, Wengang Zhou, Jianzhuang Liu, and Houqiang Li. Uformer: A general u-shaped transformer for image restoration. In *Proceedings of the IEEE/CVF Conference on Computer Vision and Pattern Recognition*, pages 17683–17693, 2022. **2, 4**
- [45] Haiyan Wu, Yanyun Qu, Shaohui Lin, Jian Zhou, Ruizhi Qiao, Zhizhong Zhang, Yuan Xie, and Lizhuang Ma. Contrastive learning for compact single image dehazing. In *Proceedings of the IEEE/CVF Conference on Computer Vision and Pattern Recognition*, pages 10551–10560, 2021. **8**
- [46] Wenhan Yang, Robby T Tan, Jiashi Feng, Jiaying Liu, Zongming Guo, and Shuicheng Yan. Deep joint rain detection and removal from a single image. In *Proceedings of the IEEE conference on computer vision and pattern recognition*, pages 1357–1366, 2017. **2, 8**
- [47] Wenhan Yang, Robby T Tan, Jiashi Feng, Jiaying Liu, Zongming Guo, and Shuicheng Yan. Deep joint rain detection and removal from a single image. In *Proceedings of the IEEE conference on computer vision and pattern recognition*, pages 1357–1366, 2017. **8**
- [48] Wenhan Yang, Robby T Tan, Jiashi Feng, Jiaying Liu, Zongming Guo, and Shuicheng Yan. Deep joint rain detection and removal from a single image. In *Proceedings of the IEEE conference on computer vision and pattern recognition*, pages 1357–1366, 2017. **2**
- [49] Syed Waqas Zamir, Aditya Arora, Salman Khan, Munawar Hayat, Fahad Shahbaz Khan, Ming-Hsuan Yang, and Ling Shao. Multi-stage progressive image restoration. In *Proceedings of the IEEE/CVF conference on computer vision and pattern recognition*, pages 14821–14831, 2021. **2, 4, 8**
- [50] Syed Waqas Zamir, Aditya Arora, Salman Khan, Munawar Hayat, Fahad Shahbaz Khan, and Ming-Hsuan Yang.

- Restormer: Efficient transformer for high-resolution image restoration. In *Proceedings of the IEEE/CVF Conference on Computer Vision and Pattern Recognition*, pages 5728–5739, 2022. [1](#), [2](#), [4](#), [11](#)
- [51] Roman Zeyde, Michael Elad, and Matan Protter. On single image scale-up using sparse-representations. In *International conference on curves and surfaces*, pages 711–730. Springer, 2010. [7](#)
- [52] He Zhang and Vishal M Patel. Density-aware single image de-raining using a multi-stream dense network. In *Proceedings of the IEEE conference on computer vision and pattern recognition*, pages 695–704, 2018. [8](#)
- [53] Jiale Zhang, Yulun Zhang, Jinjin Gu, Yongbing Zhang, Linghe Kong, and Xin Yuan. Accurate image restoration with attention retractable transformer. *arXiv preprint arXiv:2210.01427*, 2022. [11](#)
- [54] Kai Zhang, Wangmeng Zuo, Yunjin Chen, Deyu Meng, and Lei Zhang. Beyond a gaussian denoiser: Residual learning of deep cnn for image denoising. *IEEE transactions on image processing*, 26(7):3142–3155, 2017. [2](#)
- [55] Kai Zhang, Wangmeng Zuo, Shuhang Gu, and Lei Zhang. Learning deep cnn denoiser prior for image restoration. In *Proceedings of the IEEE conference on computer vision and pattern recognition*, pages 3929–3938, 2017. [2](#)
- [56] Kai Zhang, Wangmeng Zuo, and Lei Zhang. Ffdnet: Toward a fast and flexible solution for cnn-based image denoising. *IEEE Transactions on Image Processing*, 27(9):4608–4622, 2018. [2](#), [8](#)
- [57] Kai Zhang, Yawei Li, Wangmeng Zuo, Lei Zhang, Luc Van Gool, and Radu Timofte. Plug-and-play image restoration with deep denoiser prior. *IEEE Transactions on Pattern Analysis and Machine Intelligence*, 44(10):6360–6376, 2021. [8](#)
- [58] Lei Zhang, Xiaolin Wu, Antoni Buades, and Xin Li. Color demosaicking by local directional interpolation and nonlocal adaptive thresholding. *Journal of Electronic imaging*, 20(2): 023016–023016, 2011. [8](#)
- [59] Yulun Zhang, Kunpeng Li, Kai Li, Lichen Wang, Bineng Zhong, and Yun Fu. Image super-resolution using very deep residual channel attention networks. In *Proceedings of the European conference on computer vision (ECCV)*, pages 286–301, 2018. [2](#), [4](#), [7](#), [11](#)
- [60] Yulun Zhang, Yapeng Tian, Yu Kong, Bineng Zhong, and Yun Fu. Residual dense network for image super-resolution. In *Proceedings of the IEEE conference on computer vision and pattern recognition*, pages 2472–2481, 2018. [2](#)
- [61] Yulun Zhang, Kunpeng Li, Kai Li, Bineng Zhong, and Yun Fu. Residual non-local attention networks for image restoration. *arXiv preprint arXiv:1903.10082*, 2019. [8](#)
- [62] Yulun Zhang, Yapeng Tian, Yu Kong, Bineng Zhong, and Yun Fu. Residual dense network for image restoration. *IEEE transactions on pattern analysis and machine intelligence*, 43(7):2480–2495, 2020. [4](#), [8](#)