

MaskMA: Towards Zero-Shot Multi-Agent Decision Making with Mask-Based Collaborative Learning

Jie Liu^{*1,3} Yinmin Zhang^{*2,3} Chuming Li^{2,3} Zhiyuan You¹

Zhanhui Zhou³ Chao Yang³ Yaodong Yang^{†4} Yu Liu^{†5} Wanli Ouyang^{1,3}

¹MMLab, The Chinese University of Hong Kong

²The University of Sydney ³Shanghai Artificial Intelligence Laboratory

⁴Peking University ⁵SenseTime Research

jie.liu@link.cuhk.edu.hk

Abstract

Building a single generalist agent with strong zero-shot capability has recently sparked significant advancements. However, extending this capability to multi-agent decision making scenarios presents challenges. Most current works struggle with zero-shot transfer, due to two challenges particular to the multi-agent settings: (a) a mismatch between centralized training and decentralized execution; and (b) difficulties in creating generalizable representations across diverse tasks due to varying agent numbers and action spaces. To overcome these challenges, we propose a **Mask-Based** collaborative learning framework for **Multi-Agent** decision making (MaskMA). Firstly, we propose to randomly mask part of the units and collaboratively learn the policies of unmasked units to handle the mismatch. In addition, MaskMA integrates a generalizable action representation by dividing the action space into intrinsic actions solely related to the unit itself and interactive actions involving interactions with other units. This flexibility allows MaskMA to tackle tasks with varying agent numbers and thus different action spaces. Extensive experiments in SMAC reveal MaskMA, with a single model trained on 11 training maps, can achieve an impressive 77.8% average zero-shot win rate on 60 unseen test maps by decentralized execution, while also performing effectively on other types of downstream tasks (*e.g.*, varied policies collaboration, ally malfunction, and ad hoc team play).

1 Introduction

The powerful transformer-based [Vaswani *et al.*, 2017] generalist models [Ouyang *et al.*, 2022; Touvron *et al.*, 2023; Brown *et al.*, 2020; Ramesh *et al.*, 2022] have brought artificial intelligence techniques to the daily life of people. The reinforcement learning community has also witnessed a growing amount of successes in transformer-based models [Chen *et al.*, 2021; Carroll *et al.*, ; Liu *et al.*, ; Janner *et al.*, 2022; Meng *et al.*, 2021]. However, most of these existing generalist

models either fail to complete unseen tasks effectively or fail to incorporate the multi-agent reality of decision-making. A natural follow-up question is: *how can one build a generalist model for multi-agent decision-making that is capable of zero-shot transfer to new tasks, including different maps and varying numbers of agents?*

Compared to single-agent scenarios, directly utilizing transformers for centralized training in multi-agent settings encounters two primary challenges. (a) *A mismatch between centralized training and decentralized execution.* Multi-agent decision-making typically follows centralized training with a decentralized execution [Gronauer and Diepold, 2022] approach. Most existing methods [Wen *et al.*, 2022a; Tseng *et al.*, 2022a] treat multi-agent decision-making as a sequence modeling problem and directly employ transformer architectures. However, the centralized training phase of transformers utilizing all units as inputs mismatches with the decentralized execution phase where each agent’s perception is limited to only nearby units. This mismatch significantly reduces performance. (b) *Generalization problems caused by varying numbers of agents and actions.* Downstream tasks have different numbers of agents, resulting in varying action spaces. [Meng *et al.*, 2021] takes a large action space and mutes the unavailable actions using an action mask to handle the variable action spaces. However, this method suffers from poor generalization because the same component of the action vector represents different physical meanings in tasks with different numbers of agents.

To address these challenges, we propose two scalable techniques: a Mask-based Training Strategy (MTS) and a Generalizable Action Representation (GAR). The two techniques form the basis of a new mask-based collaborative learning framework for multi-agent decision-making, named MaskMA. To address the mismatch challenge, we incorporate random masking into the attention matrix of the transformer, effectively reconciling the discrepancy between centralized training and partial observations in decentralized execution, thus bolstering the model’s generalization capabilities. To handle the generalization challenge, MaskMA integrates GAR by categorizing actions into two types: intrinsic actions, which are solely related to the unit itself, and interactive actions, which involve interactions with other units. GAR predicts one unit’s interactive action from its own features together with other units’ features, instead of only relying on its own features,

* Equal contribution † Equal advising

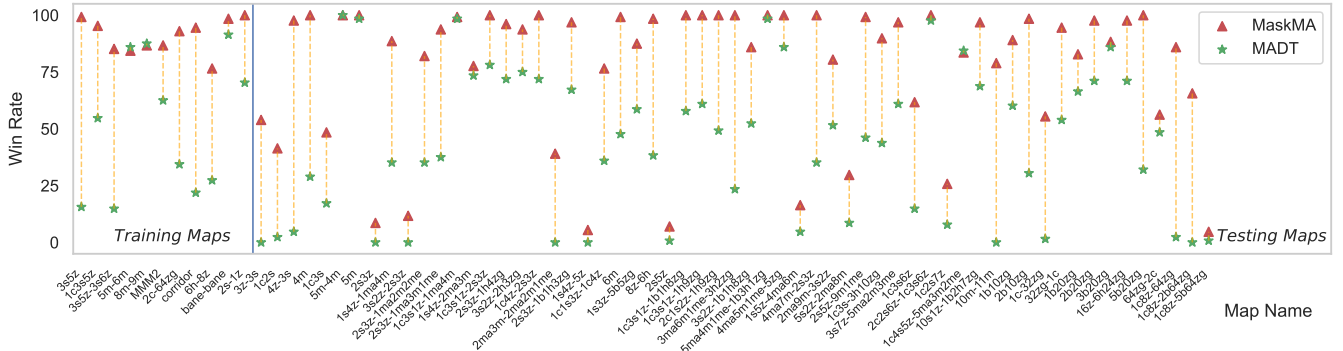


Figure 1: **Win rate on training and testing maps.** The blue line separates the 11 training maps on the left from the 60 testing maps on the right, where the performance on the testing maps is the zero-shot performance. The orange line demonstrates the substantial performance advantage of MaskMA over MADT.

allowing MaskMA to generalize to diverse tasks with varying agent numbers and action spaces.

We evaluate MaskMA’s performance using the StarCraft Multi-Agent Challenge (SMAC) benchmark. To validate the zero-shot performance, we employ a challenging setting, using only 11 maps for training and 60 unseen maps for testing. Extensive experiments demonstrate that our model significantly outperforms the previous state-of-the-art methods in zero-shot scenarios. We also propose various downstream tasks to further verify the strong generalization ability of MaskMA, including varied policies collaboration, ally malfunction, and ad hoc team play. MaskMA is the first approach that achieves strong zero-shot capability for multi-agent decision-making. We hope this work lays the groundwork for further advancements in multi-agent fundamental models, with potential applications across a wide range of domains. Our main contributions are summarized as three folds:

- We introduce a novel mask-based collaborative learning framework, MaskMA, for multi-agent decision-making. This framework pretrains a transformer architecture with a Mask-based Training Strategy (MTS) and a Generalizable Action Representation (GAR).
- We set up a challenging zero-shot setting for general models in multi-agent scenarios based on the SMAC, *i.e.*, training on only 11 maps and testing on 60 different maps and three downstream tasks including varied policies collaboration, ally malfunction, and ad hoc team play.
- To our best knowledge, MaskMA is the *first* general model for multi-agent decision making with strong zero-shot performance. With only 11 training maps, our MaskMA has achieved an impressive average zero-shot win rate of 77.8% on 60 unseen test maps, representing a 78% improvement relative to the baseline method.

2 Related Work

Masked Training in Single-agent Decision Making. DT [Chen *et al.*, 2021] casts the reinforcement learning as a sequence modeling problem conditioned on return-to-go, using a transformer to generate optimal action. MaskDP [Liu *et al.*,] utilizes autoencoders on state-action trajectories, learning the environment’s dynamics by masking and reconstructing

states and actions. Uni[MASK] [Carroll *et al.*,] expresses various tasks as distinct masking schemes in sequence modeling, using a single model trained with randomly sampled maskings. In this paper, we explore the design of sequences in multi-agent decision making and how it can be made compatible with the mask-based training strategy.

Multi-agent Decision Making as Sequence Modeling. MADT [Meng *et al.*, 2021] introduces Decision Transformer [Chen *et al.*, 2021] into multi-agent reinforcement learning, significantly improving sample efficiency and achieving strong performance in SMAC. MAT [Wen *et al.*, 2022b] leverages an encoder-decoder architecture, incorporating the multi-agent advantage decomposition theorem to reduce the joint policy search problem into a sequential decision-making process. [Tseng *et al.*, 2022b] utilize the Transformer architecture and propose a method that identifies and recombines optimal behaviors through a teacher policy. ODIS [Zhang *et al.*, 2023] trains a state encoder and an action decoder to extract task-invariant coordination skills from offline multi-task data. In contrast, our proposed MaskMA adapts the Transformer architecture to multi-agent decision making by designing a sequence of inputs and outputs for a generalizable action representation. This approach offers broad generalizability across varying actions and various downstream tasks.

Action Representation. Recent works have explored semantic action in multi-agent environments. ASN [Wang *et al.*,] focuses on modeling the effects of actions by encoding the semantics of actions to understand the consequences of agent actions and improve coordination among agents. UP-DeT [Hu *et al.*,] employs a policy decoupling mechanism that separates the learning of local policies for individual agents from the coordination among agents using transformers. In contrast, MaskMA emphasizes sequence modeling and masking strategies and aims to learn more generalizable skills from training maps, which can be applied to a wide range of downstream tasks. This unique approach allows MaskMA to excel in scenarios involving varied policies collaboration, ally malfunction, and ad hoc team play.

3 Method

In this section, we introduce our proposed mask-based collaborative learning framework. We start by providing a formula-

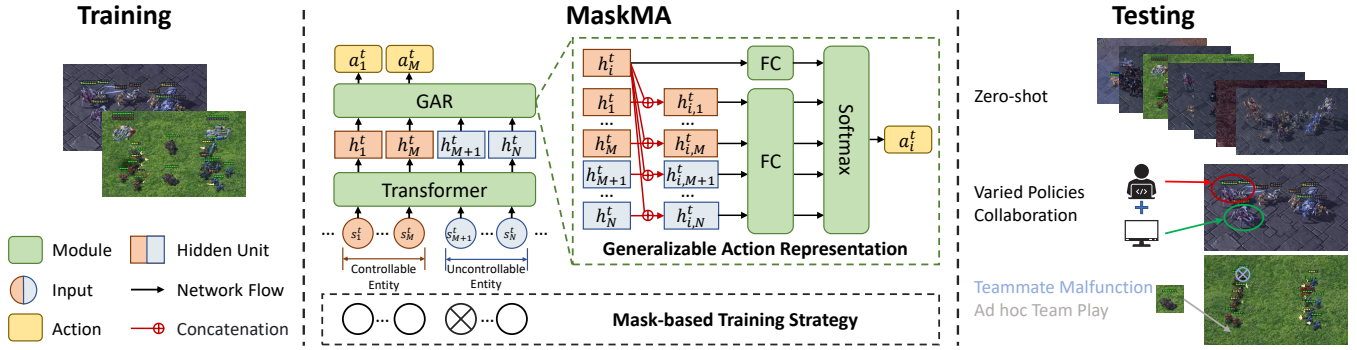


Figure 2: MaskMA employs the transformer architecture combined with generalizable action representation and then trained through a mask-based training strategy. It effectively generalizes skills and knowledge from training maps into various downstream tasks, including unseen maps, varied policies collaboration, ally malfunction, and ad hoc team play.

tion of the multi-agent decision-making problem. Then, we introduce the Mask-based Training Strategy (MTS) and the Generalizable Action Representation (GAR).

3.1 Formulation

Multi-Agent Preliminaries

In multi-agent scenarios, states are only partially observable, *i.e.*, each agent has only limited sight and can only observe part of other units (*e.g.*, enemies). Therefore, a cooperative multi-agent task is generally defined as a decentralized partially observable Markov decision process [Oliehoek and Amato, 2015], denoted as $G = \langle \mathcal{S}, \mathcal{U}, \mathcal{A}, P, O, r, \gamma \rangle$. Here \mathcal{S} is the global state space, and $\mathcal{U} \triangleq \{u_i\}_{i=1}^N$ is the set of N units, where the first M units are controllable and the rest $N - M$ units are uncontrollable, often subsumed as part of the environment. $\mathcal{A} = \prod_{i=1}^M A_i$ is the action space for controllable units. At time step t , each agent $u_i \in \{u_i\}_{i=1}^M$ selects an action $a_i \in A_i$, forming a joint action $\mathbf{a} \in \mathcal{A}$. The joint action \mathbf{a} at state $\mathbf{s} \in \mathcal{S}$ triggers a transition of G , subject to the transition function $P(\mathbf{s}' | \mathbf{s}, \mathbf{a}) : \mathcal{S} \times \mathcal{A} \times \mathcal{S} \rightarrow [0, 1]$. Meanwhile, a shared reward function $r(\mathbf{s}, \mathbf{a}) : \mathcal{S} \times \mathcal{A} \rightarrow \mathbb{R}$ is employed, with $\gamma \in [0, 1]$ denoting the discount factor.

The global state at the t -th time step is defined as $\mathbf{s}^t = (s_1^t, s_2^t, \dots, s_N^t)$, where each s_i^t exclusively represents the state of unit u_i , and does not include any information about other units. The local observation o_i^t for each unit u_i is composed of the states of all units visible to it at the t -th step, expressed as $o_i^t = \{s_i^t | i \in p_i^t\}$, where p_i^t indicates the indexes of units within u_i 's observation range. Actions are categorized into two types: intrinsic actions, which are solely related to the unit itself, and interactive actions, which involve interactions with other units.

Multi-Task Imitation Learning

Since agents have to learn from a broad range of tasks before they can show good transfer to new tasks, we formulate the problem as multi-task imitation learning. Formally, we assume access to a dataset of passively logged expert trajectories $\mathcal{D} = \{\tau_i = \{(s_t, \mathbf{a}_t)\}_{t=1}^T\}$ from some training tasks: $\mathcal{T} \sim p(\mathcal{T})$, where $p(\mathcal{T})$ is the task distribution. After imitating the expert demonstrations through supervised learning from \mathcal{D} , we then test the agents' performance on new tasks drawn from $p(\mathcal{T})$. However, vanilla-supervised learning fails

to produce good transfer in the multi-agent settings due to the mismatch between centralized pretraining and decentralized execution as well as the fact that the varying number of agents may lead to completely new observation and action space that agents have never seen before. Then, we present our strategy to solve these issues.

3.2 Mask-Based Training Strategy

To handle the mismatch between centralized training and decentralized execution, we propose to randomly mask some parts of the units in the environment and collaboratively learn the execution policies of other unmasked units.

We utilize a standard causal transformer with only encoder layers as our model backbone, with the context length equal to L . At the t' -th timestep, the input comprises the recent L global states of N agents, expressed as $(\mathbf{s}^{t'-L+1}, \dots, \mathbf{s}^{t'})$, resulting in total $L \times N$ tokens, including all agents in the entire sequence, both controllable and uncontrollable. Then we harness the capabilities of the attention matrix to realize mask-based collaborative learning. The shape of these mask matrices is $(LN \times LN)$, corresponding to $L \times N$ input tokens. During the training phase, we meticulously craft the attention matrix m_1 to exhibit a causal structure along the timestep dimension, while maintaining a non-causal configuration within each discrete timestep. This design is illustrated in the left part of Figure 3. Based on a predetermined mask ratio, we then generate the final attention matrix m_2 for training (as depicted in the right part of Figure 3) through a process of random sampling, wherein specific elements are set to zero.

For evaluation, we can efficiently shift between centralized and decentralized execution by adjusting the attention mask matrix. For decentralized execution, we modify the attention matrix to ensure that each agent focuses solely on the surrounding agents during the self-attention process. In contrast, for centralized execution, we simply set the attention matrix to be equivalent to m_1 .

3.3 Generalizable Action Representation

As agents involve interactive actions among other units in most multi-agent tasks (*e.g.*, the healing allies and attacking enemies in SMAC), their action space grows with the number of units. To address the challenge posed by variable numbers of agents, we introduce the concept of Generalizable Action

Table 1: **Win rate on training maps.** Offline datasets consist of 10k or 50k expert trajectories per map collected by specific expert policies. With the mask-based training strategy, MaskMA consistently exhibits high performance in both Centralized Execution and Decentralized Execution. Its generalizable action representation enables seamless adaptation and convergence on maps with diverse characteristics. In contrast, MADT struggles with different action spaces, achieving a win rate of only 51.78% even after extensive training.

Map Name	# Episode	Return Distribution	Centralized Execution		Decentralized Execution	
			MaskMA (Ours)	MADT	MaskMA (Ours)	
3s_vs_5z	50k	19.40 ± 1.89	85.94 ± 3.49	73.44 ± 3.49	82.81 ± 7.81	
3s5z	10k	18.83 ± 2.48	98.44 ± 1.56	15.62 ± 6.99	99.22 ± 1.35	
1c3s5z	10k	19.51 ± 1.40	94.53 ± 4.06	54.69 ± 8.41	95.31 ± 1.56	
3s5z_vs_3s6z	10k	19.69 ± 1.27	85.94 ± 6.44	14.84 ± 9.97	85.16 ± 5.58	
5m_vs_6m	10k	18.37 ± 3.69	86.72 ± 1.35	85.94 ± 5.18	84.38 ± 4.94	
8m_vs_9m	10k	19.12 ± 2.57	88.28 ± 6.00	87.50 ± 2.21	86.72 ± 4.06	
MMM2	50k	18.68 ± 3.42	92.97 ± 2.59	62.50 ± 11.69	86.72 ± 4.62	
2c_vs_64zg	10k	19.87 ± 0.48	99.22 ± 1.35	34.38 ± 9.11	92.97 ± 2.59	
corridor	10k	19.44 ± 1.61	96.88 ± 3.83	21.88 ± 11.48	94.53 ± 2.59	
6h_vs_8z	10k	18.72 ± 2.33	75.00 ± 5.85	27.34 ± 6.77	76.56 ± 6.44	
bane_vs_bane	10k	19.61 ± 1.26	96.09 ± 2.59	91.41 ± 4.62	98.44 ± 1.56	
Average	~	19.20 ± 2.04	90.91 ± 3.56	51.78 ± 7.27	89.35 ± 3.92	

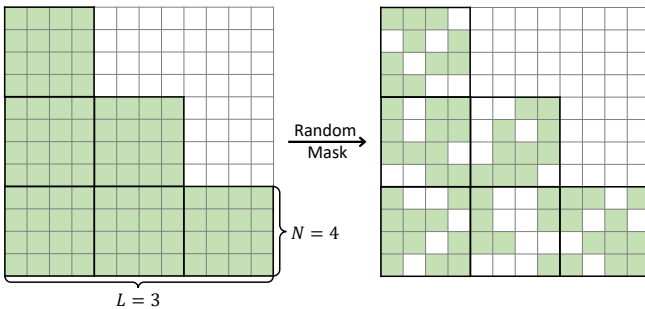


Figure 3: **Visualization of the attention matrix in MTS.** Left: The attention matrix displays a causal structure along the timestep dimension, complemented by a non-causal configuration within each discrete timestep. Right: The final attention matrix used for training is obtained by randomly masking elements of the left attention matrix.

Representation (GAR). Figure 2 illustrates the process through which the final action a_i^t of a specific agent is determined by GAR. Consider an interaction between the executor unit u_i and the receiver unit u_j , we define the embedding of this interaction as $h_{i,j}^t = h_i^t \oplus h_j^t$, where h_i^t and h_j^t are the output embedding of u_i and u_j from the transformer encoder respectively, and \oplus denotes the concatenation operation. For interactive actions, we compute the logits as $\{FC(h_{i,j}^t)\}_{j=1}^N$, where the fully connected layer FC has an output shape of one. In contrast, the logits for intrinsic actions are obtained using $FC(h_i^t)$, with the output shape of FC corresponding to the number of intrinsic actions. These logits, encompassing both interactive and intrinsic actions, are then combined and input into a softmax function to determine the final action.

3.4 Loss Function

With Mask-Based Training Strategy (MTS) and Generalizable Action Representation (GAR), our objective is to minimize multi-agent supervised learning loss. This objective is calculated using the cross-entropy loss between predicted actions and the ground truth actions. Our loss function for an action

Table 2: **Win rate on 60 unseen test maps** after training only on 11 training maps. “# Entity” denotes the number of entities present in each individual map, while “# Map” represents the number of maps fulfilling the entity condition. Our MaskMA outperforms MADT by a large margin in the *zero-shot* setting.

# Entity	# Map	Cent. Exe.		Decent. Exe.	
		MaskMA(Ours)	MADT	MaskMA(Ours)	
≤ 10	23	76.26 ± 3.30	43.55 ± 3.94	74.38 ± 3.57	
10 ~ 20	22	83.81 ± 2.85	46.77 ± 3.67	80.08 ± 2.98	
> 20	15	79.01 ± 5.02	39.53 ± 3.61	79.48 ± 3.84	
All	60	79.71 ± 3.56	43.72 ± 3.76	77.75 ± 3.42	

sequence is defined as:

$$\mathcal{L}_{CE} = -\frac{1}{L} \frac{1}{M} \sum_{i=1}^L \sum_{j=1}^M CE(\mathcal{A}_j^i, \mathcal{P}_j^i), \quad (1)$$

where $CE(a, p)$ is the cross-entropy between the ground truth action and the predicted action probability distribution. Here, M is the number of controllable agents, and L represents the context length. Note that for all agents in an entire input $L \times N$, we only consider the loss for the M controllable agents.

4 Experiments

In this section, we design experiments to evaluate the following features of MaskMA. (1) Zero-shot Ability. We conduct experiments on SMAC using only 11 maps for training and up to 60 maps for testing, assessing the model’s ability to generalize to unseen scenarios. In SMAC tasks, agents must adeptly execute a set of skills such as alternating fire, kiting, focus fire, and positioning to secure victory. These attributes make zero-shot transfer profoundly challenging. (2) Effectiveness of MTS and GAR for different multi-agent tasks. We conduct ablation studies to figure out (3) Generalization of MaskMA to downstream tasks. We evaluate the model’s performance on various downstream tasks, such as varied policies collaboration, ally malfunction, and ad hoc team play. This helps us understand how the learned skills and strategies can be effectively adapted to different situations.

Table 3: **Win rate on varied policies collaboration task with 8m_vs_9m map.** The uncontrollable agents are controlled by a policy with 41.41% average win rate (*i.e.*, the win rate with 0% controllable agents). MaskMA demonstrates excellent collaborative performance in diverse scenarios with varying proportion of uncontrollable agents.

Proportion of Our Controllable Agents	0%	25%	50%	75%	100%
Win Rate	41.41 ± 6.00	62.50 ± 7.33	79.69 ± 5.18	89.84 ± 2.59	86.72 ± 4.06

Table 4: **Win rate on ally malfunction task with 8m_vs_9m map.** “Marine Malfunction Time” indicates the time of a marine malfunction during an episode. For instance, 0.2 means that one ally marine begins to exhibit a stationary behavior at $1/5^{\text{th}}$ of the episode. “None” signifies the original 8m_vs_9m configuration without any marine malfunctions.

Ally Marine Malfunction Time	None	0.2	0.4	0.6	0.8
Win Rate	86.72 ± 4.06	1.56 ± 1.56	37.5 ± 6.99	71.09 ± 6.77	86.72 ± 2.59

Setup. In SMAC [Samvelyan *et al.*, 2019], players control ally units in StarCraft using cooperative micro-tricks to defeat enemy units with built-in rules, and the state of unit s_i includes unit type, position, health, shield, and so on. Our approach differs from existing methods that only consider grouped scenarios, such as Easy, Hard, and Super-Hard maps. Instead, we extend the multi-agent decision-making tasks by combining different units with varying numbers. We include three races: Protoss (colossus, zealot, stalker), Terran (marauder, marine, and medivac), and Zerg (baneling, zergling, and hydralisk). Note that since StarCraft II does not allow units from different races to be on the same team, we have designed our experiments within this constraint. Firstly, we collect expert trajectories as offline datasets from the 11 training maps by utilizing the expert policies trained with a strong RL method named ACE [Li *et al.*, 2022]. This yields 11 offline datasets, most of which contain 10k episodes with an average return exceeding 18. Then, we employ different methods to pretrain on the offline dataset and evaluate their zero-shot capabilities on 60 generated test maps. As shown in Table 1, we run 32 test episodes to obtain the win rate and report the average win rate as well as the standard deviation across 4 seeds.

Baseline We take the MADT [Meng *et al.*, 2021] as our baseline for comparison which utilizes a causal transformer to consider the history of local observation and action for an agent. MADT transforms multi-agent pretraining data into single-agent pretraining data and trains each agent’s policy independently, therefore adopting a decentralized training and decentralized execution setting. Specifically, the input to each agent’s policy is its own observation. Such an independent learning pipeline leads to an increase in computational complexity of $O(N^3)$ *w.r.t.* agent numbers N . Our experiments of MaskMA and baseline MADT utilize the same hyperparameters which are detailed in the Appendix.

4.1 Performance on Training Maps

Performance on the training domain is the most basic ability of one model, thus we first assess MaskMA and the baseline method on datasets including 11 training maps. As shown in Table 1, MaskMA achieves a 90.91% average win rate in 11 maps for Centralized Execution setting, while MADT can not be applied in this setting. Moreover, MaskMA surpasses MADT by a significant margin on Decentralized Execution setting (89.35% *v.s.* 51.78%). In some challenging maps like

3s5z_vs_3s6z, the advantage of our MaskMA is even much larger (85.16% *v.s.* 14.84%). One key observation is that MaskMA consistently performs well in both Centralized Training & Centralized Execution (CTCE) and Centralized Training & Decentralized Execution (CTDE) settings, highlighting its flexibility and adaptability in various execution paradigms. Figure 5a represents the curve of the average training win rate of MaskMA and the baseline method in 11 training maps on the Decentralized Execution setting. MaskMA significantly outperforms the baseline and achieves more than 80% win rate in most maps within 0.5M training steps, showing the robustness and efficiency of MaskMA.

4.2 MaskMA as Excellent Zero-shot Learners

Zero-shot generalization ability is the core motivation of our design, so we also evaluate the model’s ability to generalize to extensive unseen scenarios *without* any retraining. Specifically, we evaluate our MaskMA and MADT on the 60 unseen testing maps. Table 2 shows that MaskMA outperforms MADT in zero-shot scenarios by a large margin in Decentralized Execution setting (77.75% *v.s.* 43.72%), successfully transferring knowledge to new tasks without requiring any additional fine-tuning. In Centralized Execution setting, the performance of our MaskMA is even better with 79.71% win rate. These indicate that MaskMA’s mask-based training strategy and generalizable action representation effectively address the challenges of partial observation, varying agent numbers, and different action spaces in multi-agent environments.

Furthermore, MaskMA consistently performs well across varying levels of environment complexity, as demonstrated by the win rates in different entity groups. In contrast, MADT’s performance is obviously dropped in high-complexity environments (*i.e.*, # Entity > 20). This highlights the ability of MaskMA to generalize and adapt to diverse scenarios, which is a key feature of a robust multi-agent decision, making it a versatile and reliable choice for multi-agent tasks.

4.3 Performance on Downstream Tasks

Evaluating MaskMA’s generalization ability to downstream tasks can help us understand whether the learned skills and strategies could be effectively adapted to different situations. In this section, we provide various downstream tasks to assess MaskMA’s robust generalization, including varied policies of collaboration, ally malfunction, and ad hoc team play.

Table 5: **Win rate on ad hoc team play task with 7m.vs.9m map.** “Marine Inclusion Time” indicates the time of adding an extra ally marine during an episode. For example, 0.2 represents adding one ally marine at $1/5^{\text{th}}$ of the episode. “None” signifies the original 7m.vs.9m setup without any extra ally marine.

Ally Marine Inclusion Time	None	0.2	0.4	0.6	0.8
Win Rate	0 ± 0	80.47 ± 7.12	78.12 ± 2.21	50.00 ± 8.84	10.94 ± 6.81

Table 6: **Ablation study of mask ratio for training.** “Local Mask” represents using the local visibility of the agent as the mask.

Setting	Local Mask	Mask Ratio				
		0	0.2	0.5	0.8	Random [0, 1]
Centralized Execution	55.97 ± 4.67	91.26 ± 4.21	89.70 ± 3.81	88.21 ± 3.78	82.81 ± 4.83	90.91 ± 3.56
Decentralized Execution	83.59 ± 8.08	41.55 ± 4.38	58.03 ± 5.70	71.52 ± 4.23	82.03 ± 5.01	89.35 ± 3.92

Table 7: **Ablation over mask-based training strategy (MTS) and generalizable action representation (GAR).** The results are the performance on training maps. The baseline is a naive transformer. Each row adds a new component to the baseline, showcasing how each modification affects the performance.

#	Module		Setting	
	MTS	GAR	Cent. Exe.	Decent. Exe.
1			44.67 ± 3.35	8.03 ± 1.44
2	✓		39.49 ± 3.05	39.91 ± 3.97
3		✓	91.26 ± 4.21	41.55 ± 4.38
4	✓	✓	90.91 ± 3.56	89.35 ± 3.92

Varied Policies Collaboration. In this task, some agents are controlled by our trained policy (*i.e.*, controllable agents), while others are controlled by an external baseline policy (*i.e.*, uncontrollable agents). This task requires our trained policy to have excellent collaborative ability to cooperate with external policies. We conducted simulations in the 8m.vs.9m map, where our team controlled 8 marines to defeat 9 enemy marines. The uncontrollable agents are controlled by an external baseline policy with an average win rate of 41.41%. As shown in Table 3, MaskMA exhibits seamless collaboration with uncontrollable agents under different scenarios. MaskMA dynamically adapts to the strategies of other players and effectively coordinates actions. Specially, with only 50% controllable agents, the win rate has been improved significantly by nearly two times (79.69% *v.s.* 41.41%).

Ally Malfunction. In this task, one ally marine may become disabled or die due to external factors during execution. The time of ally marine malfunction is a changeable parameter. MaskMA is requested to handle such situations gracefully by redistributing tasks among the remaining agents while maintaining overall performance. Simulations are conducted in the 8m.vs.9m map, where we control 8 marines against 9 enemy marines. The average win rate without ally malfunction is 86.72%. As given in Table 4, MaskMA exhibits robustness and adaptability in the face of unexpected ally malfunction.

Ad Hoc Team Play. In this task, agents need to quickly form a team with one new ally agent during the execution of the task. The challenge lies in the ability of the model to incorporate this new agent into the team and allow them to contribute effectively without disrupting the ongoing strategy. Simulations are conducted in the 7m.vs.9m map (*i.e.*, our 7 marines to defeat 9 enemy marines), and the average win

rate without extra ally marine is 0%. As shown in Table 5, MaskMA demonstrates excellent performance in ad hoc team play scenarios, adjusting its strategy to accommodate new agents and ensuring a cohesive team performance. We provide visualizations of MaskMA’s behavior on ad hoc team play in Figure 4. More results are presented in the Appendix.

4.4 Ablation Study

We perform extensive ablation studies to verify the effectiveness of proposed components and hyper-parameter choices.

Generalizable Action Representation (GAR). We compare GAR module to an alternative action representation method, *i.e.*, aligning the maximum action length with a specific action mask for each task. As shown in Table 7, removing GAR leads to significant performance degradation (#2 *v.s.* #4) on the testing maps, emphasizing its importance in improving the model’s generalization capabilities.

Mask-based Training Strategy (MTS). The ablation results are shown in Table 7. The alternative method of MTS is centralized training without masking, which naturally excels in the Centralized Execution setting (#3). However, the model without MTS struggles to generalize to Decentralized Execution setting, exhibiting significant performance degradation (#3 *v.s.* #4). The MTS employed in MaskMA, while posing a challenging training task, helps the model learn permanent representations conducive to generalization. Intuitively, the random mask ratio aligns with the inference process, where the number of enemies and allies gradually increases in an agent’s local observation due to cooperative micro-operations, *e.g.*, positioning, kiting, and focusing fire.

Mask Ratio in MTS. We explore different types of masks for training, including a set of fixed mask ratios, local mask, and random mask ratios chosen from $[0, 1]$ for units at each time step. We provide mask ratio analysis in Table 6. The results show that as the masking ratio increases, the performance on the training maps increases in the Decentralized Execution setting while decreasing in the Centralized Execution setting. This suggests that an appropriate masking ratio helps strike a balance between learning useful representations and maintaining adaptability to dynamic scenarios in the agent’s local observation. In conclusion, a random mask ratio with the range of $[0, 1]$ is a simple yet effective way to balance the two settings, which could combine the advantages of various ratio masks. This approach allows MaskMA to demonstrate



Figure 4: **Visualization of Ad Hoc Team Play** on 7m_vs_9m with Marine Inclusion Time = 0.8. This experiment demonstrates that when new Marines are added near the end of an episode, MaskMA still can quickly incorporate them into the team and enable them to contribute effectively. (a) Initial distribution of agents' positions. (b) Prior to the addition of the new Marine, our team is left with only three severely wounded agents, on the brink of defeat. (c) The new agent (indicated by the red arrow) joins our team and immediately engages the enemy. (d) With the assistance of the newly added agent, our team successfully defeats the enemy.

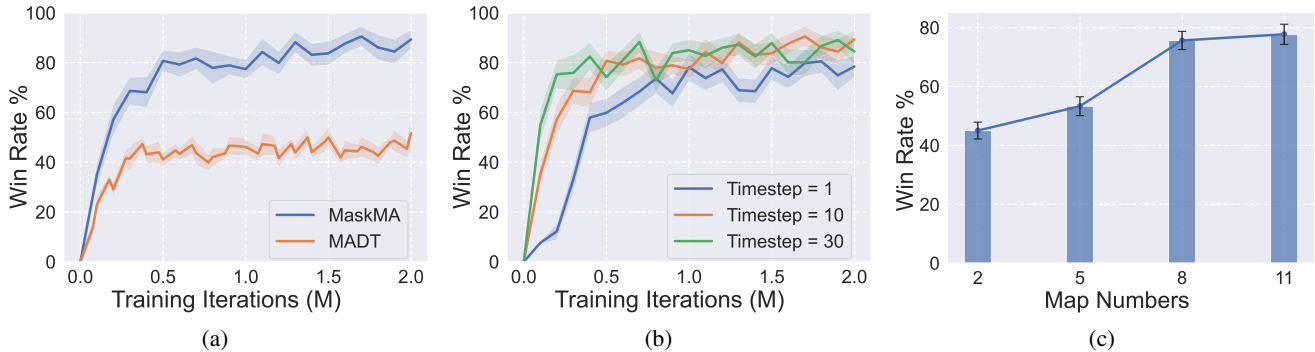


Figure 5: (a) **Comparison of learning curve** with the win rate on training maps in Decentralized Execution setting. MaskMA consistently outperforms MADT on average win rate. (b) **Ablation on timestep** with the win rate on training maps in the Decentralized Execution setting. MaskMA performs better with a longer timestep. (c) **Ablation on the number of training maps** with the win rate on unseen maps in the Decentralized Execution setting. With the increasing of training maps (especially from 5 to 8), the model's performance on various unseen maps improves, indicating better generalization ability.

strong performance in both centralized and decentralized settings while maintaining the adaptability and generalization necessary for complex multi-agent tasks.

Timestep Length. We conduct experiments with different timestep length to study the access to previous states. As shown in Figure 5b, MaskMA's performance is better when using a longer timestep length. One hypothesis is that the POMDP property of the SMAC environment necessitates that policies in SMAC take into account sufficient historical information to make informed decisions. Considering the balance between performance and efficiency, we select timestep K as 10 as our default hyper-parameter. This choice allows MaskMA to leverage enough historical information to make well-informed decisions while maintaining a reasonable level of computational complexity.

Number of Training Maps. Figure 5c demonstrates the influences of the number of training maps. As the number of training maps increases, the win rate on the testing maps also improves, indicating that the model is better equipped to tackle new situations. A marked uptick in win rate is observed when the map count rises from 5 to 8, underlining the value of training the model across varied settings. This trend in MaskMA offers exciting prospects for multi-agent decision-making. It implies that by augmenting the count of training maps or integrating richer, more intricate training scenarios, the model can bolster its adaptability and generalization skills.

Training Cost and Parameter Count. MaskMA processes the inputs of all agents concurrently, achieving a notable degree of parallelism superior to MADT, which transforms

multi-agent training data into single-agent data. Consequently, MaskMA is considerably more time-efficient than MADT when trained over identical epochs. Specifically, training 2M iterations on one A100 GPU with the same model architecture and the same 190K training data, MaskMA needs only 31 hours, whereas MADT requires 70 hours. Also, the parameter counts for both models are nearly identical since they share the same transformer architecture and the only difference lies in the final fully connected (FC) layer for action output.

5 Discussion

We have introduced MaskMA, a mask-based collaborative learning framework for multi-agent decision-making, to tackle the challenges of zero-shot generalization in the multi-agent decision-making field. MaskMA consists of a transformer architecture, a mask-based training strategy, and a generalizable action representation. Extensive experiments on SMAC dataset demonstrate the effectiveness of our MaskMA in terms of zero-shot performance and adaptability to various downstream tasks, such as varied policies collaboration, ally malfunction, and ad hoc team play.

Limitations & Future Work Our current study primarily relies on expert datasets. Exploring how to utilize low-quality demonstration datasets to develop a generalist agent with robust zero-shot capabilities presents a promising research direction. Furthermore, extending the maskMA approach to create a single generalist agent capable of generalizing across different types of environments, such as entirely different games, is also a promising avenue for future research.

References

- [Brown *et al.*, 2020] Tom Brown, Benjamin Mann, Nick Ryder, Melanie Subbiah, Jared D Kaplan, Prafulla Dhariwal, Arvind Neelakantan, Pranav Shyam, Girish Sastry, Amanda Askell, et al. Language models are few-shot learners. *Advances in neural information processing systems*, 33:1877–1901, 2020.
- [Carroll *et al.*,] Micah Carroll, Orr Paradise, Jessy Lin, Raluca Georgescu, Mingfei Sun, David Bignell, Stephanie Milani, Katja Hofmann, Matthew Hausknecht, Anca Dragan, et al. Uni [mask]: Unified inference in sequential decision problems. In *Advances in Neural Information Processing Systems*.
- [Chen *et al.*, 2021] Lili Chen, Kevin Lu, Aravind Rajeswaran, Kimin Lee, Aditya Grover, Misha Laskin, Pieter Abbeel, Aravind Srinivas, and Igor Mordatch. Decision transformer: Reinforcement learning via sequence modeling. *Advances in neural information processing systems*, 34:15084–15097, 2021.
- [engine Contributors, 2021] DI engine Contributors. DI-engine: OpenDILab decision intelligence engine. <https://github.com/opendilab/DI-engine>, 2021.
- [Gronauer and Diepold, 2022] Sven Gronauer and Klaus Diepold. Multi-agent deep reinforcement learning: a survey. *Artificial Intelligence Review*, pages 1–49, 2022.
- [Hu *et al.*,] Siyi Hu, Fengda Zhu, Xiaojun Chang, and Xiaodan Liang. Updet: Universal multi-agent rl via policy decoupling with transformers. In *International Conference on Learning Representations*.
- [Janner *et al.*, 2022] Michael Janner, Yilun Du, Joshua Tenenbaum, and Sergey Levine. Planning with diffusion for flexible behavior synthesis. In *International Conference on Machine Learning*, pages 9902–9915. PMLR, 2022.
- [Li *et al.*, 2022] Chuming Li, Jie Liu, Yinmin Zhang, Yuhong Wei, Yazhe Niu, Yaodong Yang, Yu Liu, and Wanli Ouyang. Ace: Cooperative multi-agent q-learning with bidirectional action-dependency. In *Proceedings of the AAAI conference on artificial intelligence*, 2022.
- [Liu *et al.*,] Fangchen Liu, Hao Liu, Aditya Grover, and Pieter Abbeel. Masked autoencoding for scalable and generalizable decision making. In *Advances in Neural Information Processing Systems*.
- [Meng *et al.*, 2021] Linghui Meng, Muning Wen, Yaodong Yang, Chenyang Le, Xiyun Li, Weinan Zhang, Ying Wen, Haifeng Zhang, Jun Wang, and Bo Xu. Offline pre-trained multi-agent decision transformer: One big sequence model tackles all smac tasks. *arXiv e-prints*, pages arXiv–2112, 2021.
- [Oliehoek and Amato, 2015] Frans A Oliehoek and Christopher Amato. A concise introduction to decentralized pomdps, 2015.
- [Ouyang *et al.*, 2022] Long Ouyang, Jeffrey Wu, Xu Jiang, Diogo Almeida, Carroll Wainwright, Pamela Mishkin, Chong Zhang, Sandhini Agarwal, Katarina Slama, Alex Ray, et al. Training language models to follow instructions with human feedback. *Advances in Neural Information Processing Systems*, 35:27730–27744, 2022.
- [Paszke *et al.*, 2019] Adam Paszke, Sam Gross, Francisco Massa, Adam Lerer, James Bradbury, Gregory Chanan, Trevor Killeen, Zeming Lin, Natalia Gimelshein, Luca Antiga, et al. Pytorch: An imperative style, high-performance deep learning library. *Advances in neural information processing systems*, 32:8026–8037, 2019.
- [Ramesh *et al.*, 2022] Aditya Ramesh, Prafulla Dhariwal, Alex Nichol, Casey Chu, and Mark Chen. Hierarchical text-conditional image generation with clip latents. *arXiv preprint arXiv:2204.06125*, 2022.
- [Samvelyan *et al.*, 2019] Mikayel Samvelyan, Tabish Rashid, Christian Schroeder de Witt, Gregory Farquhar, Nantas Nardelli, Tim GJ Rudner, Chia-Man Hung, Philip HS Torr, Jakob Foerster, and Shimon Whiteson. The starcraft multi-agent challenge. In *Proceedings of the 18th International Conference on Autonomous Agents and MultiAgent Systems*, pages 2186–2188, 2019.
- [Touvron *et al.*, 2023] Hugo Touvron, Thibaut Lavril, Gautier Izacard, Xavier Martinet, Marie-Anne Lachaux, Timothée Lacroix, Baptiste Rozière, Naman Goyal, Eric Hambro, Faisal Azhar, Aurelien Rodriguez, Armand Joulin, Edouard Grave, and Guillaume Lample. Llama: Open and efficient foundation language models. *arXiv preprint arXiv:2302.13971*, 2023.
- [Tseng *et al.*, 2022a] Wei-Cheng Tseng, Tsun-Hsuan Johnson Wang, Yen-Chen Lin, and Phillip Isola. Offline multi-agent reinforcement learning with knowledge distillation. *Advances in Neural Information Processing Systems*, 35:226–237, 2022.
- [Tseng *et al.*, 2022b] Wei-Cheng Tseng, Tsun-Hsuan Johnson Wang, Yen-Chen Lin, and Phillip Isola. Offline multi-agent reinforcement learning with knowledge distillation. *Advances in Neural Information Processing Systems*, 35:226–237, 2022.
- [Vaswani *et al.*, 2017] Ashish Vaswani, Noam Shazeer, Niki Parmar, Jakob Uszkoreit, Llion Jones, Aidan N Gomez, Łukasz Kaiser, and Illia Polosukhin. Attention is all you need. *Advances in neural information processing systems*, 30, 2017.
- [Wang *et al.*,] Weixun Wang, Tianpei Yang, Yong Liu, Jianye Hao, Xiaotian Hao, Yujing Hu, Yingfeng Chen, Changjie Fan, and Yang Gao. Action semantics network: Considering the effects of actions in multiagent systems. In *International Conference on Learning Representations*.
- [Wen *et al.*, 2022a] Muning Wen, Jakub Kuba, Runji Lin, Weinan Zhang, Ying Wen, Jun Wang, and Yaodong Yang. Multi-agent reinforcement learning is a sequence modeling problem. *Advances in Neural Information Processing Systems*, 35:16509–16521, 2022.
- [Wen *et al.*, 2022b] Muning Wen, Jakub Kuba, Runji Lin, Weinan Zhang, Ying Wen, Jun Wang, and Yaodong Yang. Multi-agent reinforcement learning is a sequence modeling problem. *Advances in Neural Information Processing Systems*, 35:16509–16521, 2022.

[Zhang *et al.*, 2023] Fuxiang Zhang, Chengxing Jia, Yi-Chen Li, Lei Yuan, Yang Yu, and Zongzhang Zhang. Discovering generalizable multi-agent coordination skills from multi-task offline data. In *The Eleventh International Conference on Learning Representations*, 2023.

In this Supplementary Material, we provide more elaboration on the implementation details and experiment results. Specifically, we present the implementation details of the model training in Section A and additional results and visualization in Section B.

A Additional Implementation Details

In this section, we provide a detailed description of the required environment, hyperparameters, and the specific composition of the entity’s state for the SMAC. We will release our code, dataset, and pretrained model after this paper is accepted.

A.1 Environment.

We use the following software versions:

- CentOS 7.9
- Python 3.8.5
- Pytorch 2.0.0 [Paszke et al., 2019]
- StarCraft II 4.10 [Samvelyan et al., 2019]
- DI-engine 0.2.0 [engine Contributors, 2021]

We conduct all experiments with a single A100 GPU.

A.2 Hyperparameters

As shown in Table 8, our experiments of MaskMA and baseline MADT [Meng et al., 2021] utilize the same hyperparameters.

Table 8: Hyperparameters of MaskMA and MADT. It should be noted that both models utilize the exact same set of hyperparameters.

	Hyperparameter	Value
Training	Optimizer	RMSProp
	Learning rate	1e-4
	Batch size	256
	Weight decay	1e-5
Architecture	Number of blocks	6
	Hidden dim	128
	Number of heads	8
	Timestep length	10

A.3 State of units

In the original StarCraft II Multi-Agent Challenge (SMAC) setting, the length of the observation feature fluctuates in accordance with the number of agents. To enhance generalization, MaskMA directly utilizes each unit’s state as input to the transformer architecture. As depicted in Table 9, within the SMAC context, each unit’s state comprises 42 elements, constructed from nine distinct sections. Specifically, the unit type section, with a length of 10, represents the nine unit types along with an additional reserved type.

B Additional Results and Analysis

B.1 Win rate of all maps

As shown in Table 10, we present the win rate of MaskMA and MADT on 11 training maps and 60 testing maps.

Table 9: The composition of the state.

State name	dim
ally or enemy	1
unit type	10
pos.x and y	2
health	1
shield	2
cooldown	1
last action	7
path	9
height	9

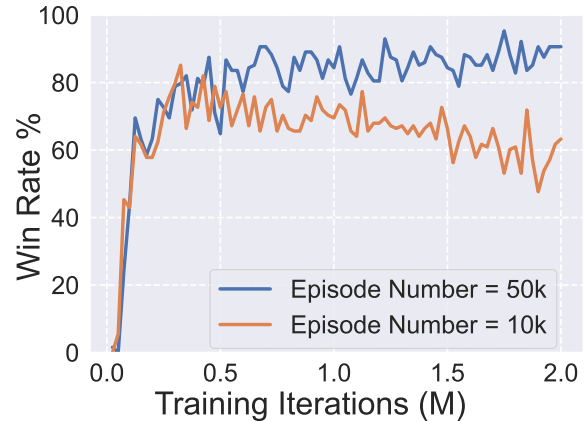


Figure 6: Performance comparison across different sizes of the pre-training dataset on the 3s_vs_5z Map.

B.2 Comparison of pretraining dataset size

The scale of the pretraining dataset significantly impacts the eventual performance. In the multi-agent StarCraft II environment, SMAC, we investigated the optimal size for the pretraining dataset. We take the 3s_vs_5z map as an example and solely use the pretraining dataset of this map to train MaskMA, and then test it on the same map. As illustrated in Figure 6, a dataset encompassing 1k episodes was found insufficient, leading to a progressive decline in win rates. In contrast, a dataset comprising 50k episodes demonstrated exceptional performance. Specifically, for the 3s_vs_5z and MMM2 maps, a pretraining dataset containing 50k episodes proved appropriate. For the remaining nine maps, a dataset consisting of 10k episodes was found to be suitable.

B.3 Visualization

In this section, we provide visualizations of MaskMA’s behaviors on additional two downstream tasks: varied policies collaboration, and teammate malfunction. Figure 7, 8 evaluate the strong generalization of MaskMA. Additionally, we offer replay videos for a more comprehensive understanding of MaskMA’s behavior and strategies.



Figure 7: Varied Policies Collaboration on 8m_vs_9m with 4 Agents with different policies. The agents within the green box are controlled by other policies (replaced with a network trained with a 41% win rate), while the agents within the red circle are controlled by MaskMA. **(a)**: Initial distribution of agents' positions. **(b)**: MaskMA dynamically adapts to the strategies of players by different policies and effectively coordinates actions, resulting in a victorious outcome.



Figure 8: Teammate Malfunction on 8m_vs_9m with Marine Malfunction Time = 0.6. The agent within the red circle suddenly malfunctions in the middle of the episode, remaining stationary and taking no actions. **(a)**: The agent within the red circle starts malfunctioning. **(b)**: Despite the malfunctioning teammate, other agents continue to collaborate effectively and eventually succeed in eliminating the enemy.

Table 10: Win rate of MaskMA and MADT on 11 training maps and 60 testing maps.

Map	Ours		MADT
	Centralized Execution	Decentralized Execution	Decentralized Execution
3s_vs_5z	85.94 ±3.49	82.81 ±7.81	73.44 ±3.49
3s5z	98.44 ±1.56	99.22 ±1.35	15.62 ±6.99
1c3s5z	94.53 ±4.06	95.31 ±1.56	54.69 ±8.41
3s5z_vs_3s6z	85.94 ±6.44	85.16 ±5.58	14.84 ±9.97
5m_vs_6m	86.72 ±1.35	84.38 ±4.94	85.94 ±5.18
8m_vs_9m	88.28 ±6.00	86.72 ±4.06	87.50 ±2.21
MMM2	92.97 ±2.59	86.72 ±4.62	62.50 ±11.69
2c_vs_64zg	99.22 ±1.35	92.97 ±2.59	34.38 ±9.11
corridor	96.88 ±3.83	94.53 ±2.59	21.88 ±11.48
6h_vs_8z	75.00 ±5.85	76.56 ±6.44	27.34 ±6.77
bane_vs_bane	96.09 ±2.59	98.44 ±1.56	91.41 ±4.62
2s_vs_1z	100.00±0.00	100.00±0.00	70.31 ±10.00
3z_vs_3s	71.88 ±3.83	53.91 ±9.47	0.00 ±0.00
1c2s	44.53 ±5.58	41.41 ±6.39	2.34 ±2.59
4z_vs_3s	99.22 ±1.35	97.66 ±1.35	4.69 ±2.71
4m	99.22 ±1.35	100.00±0.00	28.91 ±6.00
1c3s	54.69 ±3.49	48.44 ±4.69	17.19 ±4.69
5m_vs_4m	100.00±0.00	100.00±0.00	100.00±0.00
5m	100.00±0.00	100.00±0.00	98.44 ±1.56
2s3z	10.94 ±5.18	8.59 ±2.59	0.00 ±0.00
1s4z_vs_1ma4m	91.41 ±4.62	88.59 ±3.41	35.16 ±3.41
3s2z_vs_2s3z	9.38 ±5.85	11.72 ±2.59	0.00 ±0.00
2s3z_vs_1ma2m2me	92.97 ±4.06	82.03 ±14.04	35.16 ±9.73
2s3z_vs_1ma3m1me	90.62 ±3.12	93.75 ±3.83	37.50 ±7.97
1c3s1z_vs_1ma4m	100.00±0.00	99.22 ±1.35	98.44 ±1.56
1s4z_vs_2ma3m	83.59 ±7.12	77.66 ±3.41	73.44 ±6.44
1c3s1z_vs_2s3z	100.00±0.00	100.00±0.00	78.12 ±5.85
2s3z_vs_1h4zg	96.88 ±3.12	96.09 ±3.41	71.88 ±7.16
3s2z_vs_2h3zg	95.31 ±5.18	93.75 ±4.42	75.00 ±3.83
1c4z_vs_2s3z	100.00±0.00	100.00±0.00	71.88 ±6.63
2ma3m_vs_2ma2m1me	46.09 ±12.57	39.06 ±9.24	0.00 ±0.00
2s3z_vs_1b1h3zg	100.00±0.00	96.88 ±2.21	67.19 ±4.06
1s4z_vs_5z	3.12 ±2.21	5.47 ±4.06	0.00 ±0.00
1c1s3z_vs_1c4z	64.06 ±7.16	76.56 ±5.63	35.94 ±6.44
6m	97.66 ±2.59	99.22 ±1.35	47.66 ±5.12
1s3z_vs_5b5zg	93.75 ±3.83	87.50 ±2.21	58.59 ±1.35
8z_vs_6h	93.75 ±2.21	98.44 ±1.56	38.28 ±4.06
2s5z	17.97 ±4.06	7.03 ±3.41	0.78 ±1.35
1c3s1z_vs_1b1h8zg	100.00±0.00	100.00±0.00	57.81 ±0.00
1c3s1z_vs_1h9zg	100.00±0.00	100.00±0.00	60.94 ±0.00
2c1s2z_vs_1h9zg	100.00±0.00	100.00±0.00	49.22 ±0.00
3ma6m1me_vs_3h2zg	100.00±0.00	100.00±0.00	23.44 ±0.00
3s2z_vs_1b1h8zg	97.66 ±1.35	85.94 ±4.69	52.34 ±2.59
5ma4m1me_vs_1b3h1zg	100.00±0.00	100.00±0.00	98.44 ±2.71
4ma5m1me_vs_5zg	100.00±0.00	100.00±0.00	85.94 ±8.12
1s5z_vs_4ma6m	39.06 ±10.00	16.41 ±3.41	4.69 ±4.69
4ma7m_vs_2s3z	98.44 ±1.56	100.00±0.00	35.16 ±13.07
2ma9m_vs_3s2z	89.06 ±2.71	80.47 ±6.00	51.56 ±9.50
5s2z_vs_2ma8m	48.44 ±9.24	29.69 ±11.16	8.59 ±4.06
2s5z_vs_9m1me	99.22 ±1.35	99.22 ±1.35	46.09 ±4.94
1c3s_vs_3h10zg	85.94 ±5.63	89.84 ±5.58	43.75 ±4.94
3s7z_vs_5ma2m3me	99.22 ±1.35	96.88 ±3.83	60.94 ±2.59
1c3s6z	58.59 ±7.12	61.72 ±7.77	14.84 ±6.77
2c2s6z_vs_1c3s6z	100.00±0.00	100.00±0.00	97.66 ±1.35
1c2s7z	25.00 ±9.63	25.78 ±5.12	7.81 ±3.49
1c4s5z_vs_5ma3m2me	100.00±0.00	83.59 ±8.08	84.38 ±0.00
10s1z_vs_1b2h7zg	96.09 ±4.06	96.88 ±2.21	68.75 ±1.56
10m_vs_11m	79.69 ±6.44	78.91 ±7.45	0.00 ±0.00
1b10zg	85.16 ±5.58	89.06 ±7.16	60.16 ±5.12
2b10zg	92.19 ±4.69	98.44 ±1.56	30.47 ±5.58
1c_vs_32zg	59.38 ±9.38	55.47 ±7.77	1.56 ±2.71
32zg_vs_1c	92.97 ±3.41	94.53 ±3.41	53.91 ±3.12
1b20zg	74.22 ±10.91	82.81 ±2.71	66.41 ±7.45
2b20zg	100.00±0.00	97.66 ±1.35	71.09 ±4.94
3b20zg	96.09 ±3.41	88.28 ±4.62	85.94 ±4.69
16z_vs_6h24zg	97.66 ±2.59	97.66 ±2.59	71.09 ±4.06
5b20zg	99.22 ±1.35	100.00±0.00	32.03 ±2.59
64zg_vs_2c	55.47 ±6.39	56.25 ±2.21	48.44 ±8.41
1c8z_vs_64zg	89.06 ±7.16	85.94 ±5.18	2.34 ±2.59
1c8z_vs_2b64zg	61.72 ±7.77	65.62 ±5.85	0.00 ±0.00
1c8z_vs_5b64zg	6.25 ±2.21	4.69 ±3.49	0.78 ±1.35