

VERA: VECTOR-BASED RANDOM MATRIX ADAPTATION

Dawid J. Kopiczko^{*†}
QUVA Lab
University of Amsterdam

Tijmen Blankevoort
Qualcomm AI Research¹

Yuki M. Asano
QUVA Lab
University of Amsterdam

ABSTRACT

Low-rank adaptation (LoRA) is a popular method that reduces the number of trainable parameters when finetuning large language models, but still faces acute storage challenges when scaling to even larger models or deploying numerous per-user or per-task adapted models. In this work, we present **Vector-based Random Matrix Adaptation (VeRA)**, which reduces the number of trainable parameters by 10x compared to LoRA, yet maintains the same performance. It achieves this by using a single pair of low-rank matrices shared across all layers and learning small scaling vectors instead. We demonstrate its effectiveness on the GLUE and E2E benchmarks, and show its application in instruction-following with just 1.4M parameters using the Llama2 7B model.

1 INTRODUCTION

In the era of increasingly large and complex language models, the challenge of efficient adaptation for specific tasks has become more important than ever. While these models provide powerful capabilities, their extensive memory requirements pose a significant bottleneck, particularly when adapting them for personalized use. Consider, for example, a cloud-based operating system assistant that continuously learns from and adapts to individual user behaviors and feedback. The need to store multiple checkpoints of finetuned models for each user rapidly escalates the required storage, even more so when multiple tasks come into play.

The situation is further exacerbated when we look at the state-of-the-art models like GPT-4 (OpenAI, 2023). Finetuning techniques like LoRA (Hu et al., 2022), while effective, still introduce considerable memory overhead. As an illustrative example, applying LoRA with a rank of 16 to the query and value layers of GPT-3 (Brown et al., 2020) would demand at least 288MB of memory, if stored in single-precision – at a million finetuned weights, e.g., one per user, that would amount to 275TB.

Given the recent proliferation of language models and their deployment in personalized assistants, edge devices, and similar applications, efficient adaptation methods are paramount. We believe there is untapped potential for even more efficient approaches. Previous work Aghajanyan et al. (2021) pointed out the low intrinsic dimensionality of pretrained models’ features. These studies reported numbers much lower than the trainable parameters used in LoRA, suggesting there is room for improvement.

In parallel to this, recent research has shown the surprising effectiveness of models utilizing random weights and projections (Peng et al., 2021; Ramanujan et al., 2020; Lu et al., 2022; Schrimpf et al., 2021; Frankle et al., 2021). Such models serve as the basis of our proposed solution, Vector-based Random Matrix Adaptation (VeRA), which minimizes the number of trainable parameters introduced during finetuning by reparametrizing the weights matrices. Specifically, we employ “scaling vectors” to adapt a pair of frozen random matrices shared between layers. With this approach, many more versions of the model can reside in the limited memory of a single GPU.

In summary, our main contributions are as follows:

^{*}dj.kopiczko@gmail.com; ¹Qualcomm AI Research is an initiative of Qualcomm Technologies, Inc.

[†]Datasets were solely downloaded and evaluated by the University of Amsterdam.

- We introduce a novel finetuning method with no additional inference time cost. Our method further reduces the number of trainable parameters compared to the state-of-the-art LoRA method, while yielding comparable results.
- We compare our approach with LoRA and other parameter-efficient adaptation methods on the natural language understanding (GLUE) and natural language generation (E2E) benchmarks, and qualitatively compare against LoRA on instruction-following task.
- We perform an ablation study to better understand the individual components of our method and their effects on performance.

2 RELATED WORK

Low-Rank Adaptation (LoRA). LoRA offers an innovative solution to the computational challenges posed by the finetuning of large pretrained language models. Introduced by Hu et al. (2022), the method employs low-rank matrices to approximate the weight changes during finetuning, effectively reducing the number of parameters that need to be trained. Among its advantages, LoRA significantly lowers the hardware barrier for finetuning by reducing the need for gradient calculation and optimizer state maintenance for most parameters. It can also work with quantized model weights Dettmers et al. (2023), reducing the requirements even further. Furthermore, LoRA modules are easily swappable, making task-switching efficient and less resource-intensive. Importantly, and different to adapter-based finetuning approaches (Houlsby et al., 2019; Lin et al., 2020; Pfeiffer et al., 2021; Rücklé et al., 2021), LoRA incurs no additional inference time cost when deployed, as the trainable matrices can be merged with the frozen weights.

Based on this, AdaLoRA (Zhang et al., 2023) extends the LoRA method, introducing dynamic rank adjustment for the low-rank matrices during finetuning. The core idea is to optimally distribute the parameter budget by selectively pruning less important components of the matrices based on an importance metric.

Parameter Efficiency in Existing Methods While methods such as LoRA have shown significant improvements in finetuning performance, they still require a considerable amount of trainable parameters. According to Aghajanyan et al. (2021), the upper bound for *intrinsic dimensions* is much smaller than what is typically utilized in such methods. For instance, the d_{90}^1 for RoBERTa_{base} is reported to be 896, whereas authors of the LoRA paper reported using 0.3M trainable parameters for this model, suggesting that the parameter count could be reduced further.

Although AdaLoRA takes steps in this direction by dynamically allocating parameters to more critical layers, we posit that a different approach could achieve substantial parameter reduction, while tolerating a marginal performance degradation. This sets the stage for the method we introduce in the following section.

Random Models and Projections. The concept of using random matrices and projections for model efficiency is supported by multiple strands of research. Frankle & Carbin (2019) identified that randomly-initialized neural networks contain subnetworks that are capable of reaching high performance when trained. Meanwhile, Ramanujan et al. (2020) revealed that there exist subnetworks that can achieve impressive results even in the absence of training. Aghajanyan et al. (2021) showed that training only a small number of parameters, randomly projected back into the full space, could achieve 90% of the full-parameter model performance. Other works (Lu et al., 2022; Schrimpf et al., 2021; Frankle et al., 2021) have shown that frozen, randomly initialized models, with small sections finetuned, can perform surprisingly well.

Collectively, these works create a compelling case for the utilization of frozen random matrices in finetuning methods, providing both a theoretical and an empirical foundation for the approach taken in this paper.

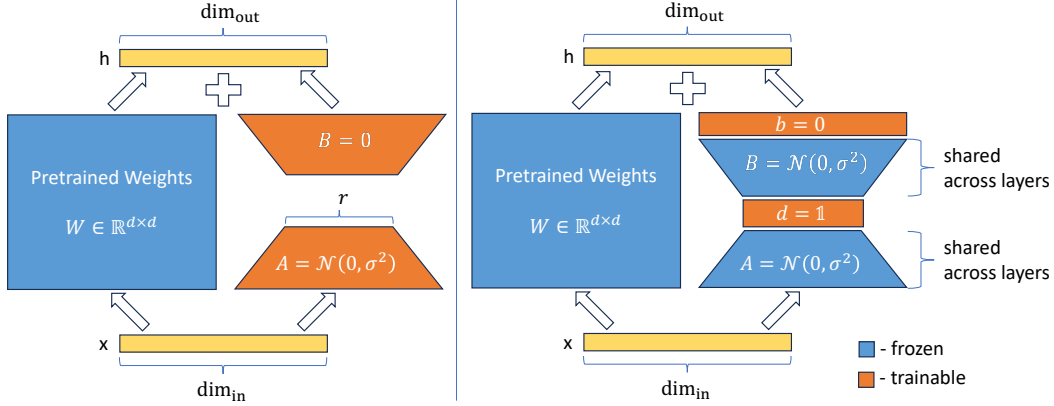


Figure 1: Schematic comparison of LoRA (left) and VeRA (right). LoRA updates the weights matrix W by training the low-rank matrices A and B , with intermediate rank r . In VeRA these matrices are frozen, shared across all layers, and adapted with trainable vectors d and b , substantially reducing the number of trainable parameters. In both cases, low-rank matrices and vectors can be merged into original weights matrix W , introducing no additional latency.

3 METHOD

In this section, we introduce Vector-based Random Matrix Adaptation, a novel parameter-efficient finetuning method that builds upon and extends the state-of-the-art method, LoRA. The central innovation in VeRA lies in the reparameterization of the low-rank matrices. Specifically, we freeze a single pair of randomly initialized matrices, shared across all adapted layers, and introduce trainable scaling vectors that allow for layer-wise adaptation, as shown in Figure 1. Similarly to LoRA, trained scaling vectors along with low-rank matrices can be merged into original weights, eliminating additional inference latency.

3.1 METHOD FORMULATION

LoRA (Hu et al., 2022) finetunes a matrix product of two low-rank matrices to adapt large-language models for a new task. Formally, for a pretrained weight matrix $W_0 \in \mathbb{R}^{m \times n}$, the weight update ΔW is constrained to a low-rank decomposition, as expressed in Equation 1

$$h = W_0 x + \Delta W x = W_0 x + \underline{B} \underline{A} x, \quad (1)$$

where we underline the parameters updated via gradient descent. This approximation enables the model to keep the original weight W_0 frozen while optimizing only the new low-rank matrices A and B . These matrices are much smaller in size than the original matrix due to their rank-reduced nature. A has shape $m \times r$ and B has shape $r \times n$, where $r \ll \min(m, n)$ serves as the bottleneck dimension. In contrast, our VeRA method is expressed as:

$$h = W_0 x + \Delta W x = W_0 x + \underline{\Lambda}_b \underline{B} \underline{\Lambda}_d \underline{A} x \quad (2)$$

In this approach, B and A are *frozen*, *random*, and *shared across layers*, while the scaling vectors b and d are *trainable*, and formally denoted by diagonal matrices Λ_b and Λ_d . This approach can effectively scale and disable rows and columns of both A and B , allowing for layer-wise adaptation with a minimal number of trainable parameters. Note that in this setup, $B \in \mathbb{R}^{m \times r}$ and $A \in \mathbb{R}^{r \times n}$ are not required to be low-rank. This is because they remain static and we do not need to store their values. Instead, varying r leads to a linear increase in the number of trainable parameters via $d \in \mathbb{R}^{1 \times r}$.

¹The smallest dimension d that provides a *satisfactory solution*, which is 90% of the full training metric, as defined by Li et al. (2018).

3.2 PARAMETER COUNT

Table 1: Theoretical memory required to store trained VeRA and LoRA weights for RoBERTa_{base}, RoBERTa_{large} and GPT-3 models. We assume that LoRA and VeRA methods are applied on query and key layers of each transformer block.

	Rank	LoRA		VeRA	
		# Trainable Parameters	Required Bytes	# Trainable Parameters	Required Bytes
BASE	1	36.8K	144KB	18.4K	72KB
	16	589.8K	2MB	18.8K	74KB
	256	9437.1K	36MB	24.5K	96KB
LARGE	1	98.3K	384KB	49.2K	192KB
	16	1572.8K	6MB	49.5K	195KB
	256	25165.8K	96MB	61.4K	240KB
GPT-3	1	4.7M	18MB	2.4M	9.1MB
	16	75.5M	288MB	2.8M	10.5MB
	256	1207.9M	4.6GB	8.7M	33MB

We use L_{tuned} to denote the number of finetuned layers and d_{model} to represent the dimension of these layers. The number of trainable parameters in VeRA is then governed by $|\Theta| = L_{\text{tuned}} \times (d_{\text{model}} + r)$, contrasting with LoRA’s $|\Theta| = 2 \times L_{\text{tuned}} \times d_{\text{model}} \times r$. Specifically, for the lowest rank (i.e., $r = 1$), VeRA requires approximately half the trainable parameters of LoRA. Moreover, as the rank increases, VeRA’s parameter count increases by L_{tuned} for each increment, a substantial saving compared to LoRA’s $2L_{\text{tuned}}d_{\text{model}}$. This parameter efficiency becomes notably significant in the context of extremely deep and wide models, such as GPT-3 (Brown et al., 2020), which has 96 attention layers and a hidden size of 12288.

Building on this efficiency, the main advantage of VeRA is its minimal memory footprint for storing the trained weight adjustments. Because the random frozen matrices can be regenerated from a random number generator (RNG) seed, these do not need to be stored in memory. This substantially reduces the memory requirement, which is now limited to the bytes needed for the trained b and d vectors and a single RNG seed. The memory efficiency in comparison to LoRA is shown in Table 1.

3.3 INITIALIZATION STRATEGIES

- **Shared Matrices:** In our method, we employ Kaiming initialization (He et al., 2015) for the frozen low-rank matrices A and B . By scaling the values based on matrix dimensions, it ensures that a matrix product of A and B maintains a consistent variance for all ranks, eliminating the need to finetune the learning rate for each rank.
- **Scaling Vectors:** The scaling vector b is initialized to zeros, which aligns with the initialization of matrix B in LoRA and ensures that the weight matrix is unaffected during the first forward pass. The scaling vector d is initialized with a single non-zero value across all its elements, thereby introducing a new hyperparameter that may be tuned for better performance.

Figure 1 illustrates example initializations for the low-rank matrices and scaling vectors in VeRA. Specifically, the low-rank matrices are initialized using a normal distribution, and the d vector is initialized with ones. Note that alternative initializations, such as uniform distribution for A and B , and other non-zero constants for d , are also explored in our experiments.

4 EXPERIMENTS

In this section, we conduct a series of experiments to evaluate our finetuning method. We start by comparing our approach to LoRA and other baselines on the GLUE and E2E benchmarks. Following this, we turn our attention to instruction-tuning of Llama2 7B model. Next, we select one task and vary the rank for both methods to examine how performance scales with the number of trainable parameters. Lastly, an ablation study sheds light on the importance of each component in our method, including the influence of different initializations.

Baselines. We compare VeRA to the following baselines:

- *Full finetuning* - the model is initialized with pretrained weights and all parameters are being trained.
- *Bitfit* - this baseline involves the sole finetuning of bias vectors, keeping all other parameters fixed. This technique has been investigated in depth by Zaken et al. (2022).
- *Adapter tuning* - initially introduced by Houlsby et al. (2019), involves the integration of adapter layers between the self-attention and MLP modules, followed by a residual connection. This setup includes two fully connected layers and a nonlinearity and is denoted as **Adapter^H**. A variation by Lin et al. (2020), **Adapter^L**, employs the adapter layer solely after the MLP module and subsequent to a LayerNorm. This closely resembles an alternative design suggested by Pfeiffer et al. (2021), referred to as **Adapter^P**. Another baseline, termed AdapterDrop by Rücklé et al. (2021), enhances efficiency by omitting certain adapter layers and is represented as **Adapter^D**.
- *LoRA* (Hu et al., 2022) - as introduced in the earlier section.

4.1 GLUE BENCHMARK

We evaluate our approach on the General Language Understanding Evaluation (GLUE) benchmark (Wang et al., 2019), employing the RoBERTa_{base} and RoBERTa_{large} models (Liu et al., 2019). For RoBERTa_{base} we use a rank of 512, and for RoBERTa_{large} a rank of 256. The low-rank matrices are initialized using the uniform version of Kaiming initialization as implemented in PyTorch (Paszke et al., 2019), with an initial value of 0.1 for the d vector.

Our experimental setup generally aligns with that of Hu et al. (2022), applying our method to the query and value projection matrices in each self-attention module and fully training the classification head. Unlike Hu et al. (2022), who used an additional hyperparameter α to adjust gradients for the adapted layers, we introduce separate learning rates for the classification head and the adapted layers. We determine the learning rates and the number of training epochs through hyperparameter tuning; for detailed settings, refer to the Table 8 in Appendix A. The batch size is set to 64 for RoBERTa_{base} and 32 for RoBERTa_{large}, with maximum sequence lengths of 128 for both models. It is worth noting that Hu et al. (2022) used a sequence length of 512 for the base model, which may place our method at a slight disadvantage. We chose not to use this longer sequence length due to time constraints and budget limitations.

Due to these same constraints, we also omit the time-intensive MNLI and QQP tasks, thus forgoing the use of the *MNLI trick*² for tasks MRPC, RTE, and STS-B. In line with Hu et al. (2022), we report the number of trainable parameters attributable to the finetuned layers, explicitly excluding the classification head, which is trained in a standard way. We perform 5 runs with different random seeds, recording the best epoch’s outcome for each run, and report the median of these results.

Results. Table 2 reveals that VeRA performs competitively with LoRA across both models, yet achieves these results with an order of magnitude fewer parameters. A slight dip in performance for RoBERTa_{base} can be attributed to the reduced sequence length used in our experiments.

Relative performance gain. Figure 2 quantifies the efficiency of each method in terms of performance gains per 1K trainable parameters. For a focused comparison, we select the RTE task and RoBERTa_{large} model.

To establish a baseline, we conduct auxiliary experiments where only the classification head is trained while the remainder of the model is frozen. This baseline is constructed using the same hyperparameters as in our VeRA method. We then evaluate the performance gain attributable to each method, normalized by the additional trainable parameters introduced, relative to the baseline. The results clearly show that VeRA yields the highest performance gain per 1K trainable parameters.

²For the RoBERTa_{base} model and MRPC, RTE and STS-B tasks, Hu et al. (2022) initialized the model with the best weights finetuned on the MNLI task.

Table 2: Results for different adaptation methods on the GLUE benchmark. We report Matthew’s correlation for CoLA, Pearson correlation for STS-B, and accuracy for the remaining tasks. In all cases, higher values indicate better performance. Results of all methods except VeRA are sourced from prior work (Hu et al., 2022).

	Method	# Trainable Parameters	SST-2	MRPC	CoLA	QNLI	RTE	STS-B	Avg.
BASE	FT	125M	94.8	90.2	63.6	92.8	78.7	91.2	85.2
	BitFit	0.1M	93.7	92.7	62.0	91.8	81.5	90.8	85.4
	Adpt ^D	0.3M	94.2 \pm 0.1	88.5 \pm 1.1	60.8 \pm 0.4	93.1 \pm 0.1	71.5 \pm 2.7	89.7 \pm 0.3	83.0
	Adpt ^D	0.9M	94.7 \pm 0.3	88.4 \pm 0.1	62.6 \pm 0.9	93.0 \pm 0.2	75.9 \pm 2.2	90.3 \pm 0.1	84.2
	LoRA	0.3M	95.1 \pm 0.2	89.7 \pm 0.7	63.4 \pm 1.2	93.3 \pm 0.3	86.6 \pm 0.7	91.5 \pm 0.2	86.6
	VeRA	0.031M	94.5 \pm 0.3	89.7 \pm 0.8	64.1 \pm 1.7	91.9 \pm 0.2	75.8 \pm 1.8	90.3 \pm 0.2	84.4
LARGE	Adpt ^P	3M	96.1 \pm 0.3	90.2 \pm 0.7	68.3 \pm 1.0	94.8 \pm 0.2	83.8 \pm 2.9	92.1 \pm 0.7	87.6
	Adpt ^P	0.8M	96.6 \pm 0.2	89.7 \pm 1.2	67.8 \pm 2.5	94.8 \pm 0.3	80.1 \pm 2.9	91.9 \pm 0.4	86.8
	Adpt ^H	6M	96.2 \pm 0.3	88.7 \pm 2.9	66.5 \pm 4.4	94.7 \pm 0.2	83.4 \pm 1.1	91.0 \pm 1.7	86.8
	Adpt ^H	0.8M	96.3 \pm 0.5	87.7 \pm 1.7	66.3 \pm 2.0	94.7 \pm 0.2	72.9 \pm 2.9	91.5 \pm 0.5	84.9
	LoRA	0.8M	96.2 \pm 0.5	90.2 \pm 1.0	68.2 \pm 1.9	94.8 \pm 0.3	85.2 \pm 1.1	92.3 \pm 0.5	87.8
	VeRA	0.061M	96.1 \pm 0.1	90.9 \pm 0.7	68.0 \pm 0.8	94.4 \pm 0.2	85.9 \pm 0.7	91.7 \pm 0.8	87.8

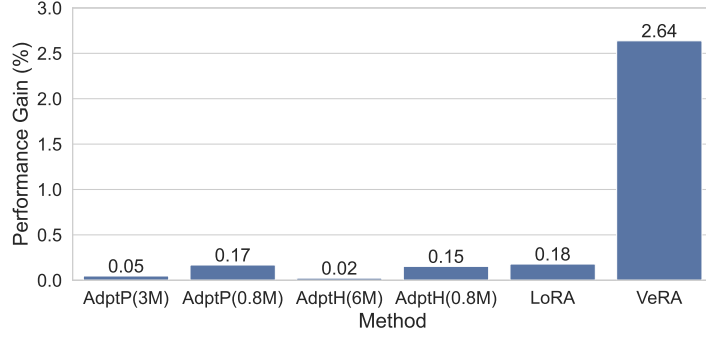


Figure 2: Performance gains per 1K trainable parameters on the RTE task for RoBERTa_{large} model relative to the baseline. Formula: $(\text{accuracy}_{\text{method}} / \text{accuracy}_{\text{baseline}}) / \text{parameters}_{\text{method}} * 100$

4.2 E2E BENCHMARK

For the E2E benchmark (Novikova et al., 2017), we follow the experimental setup from Hu et al. (2022) and finetune the GPT-2 (Radford et al., 2019) medium model. For LoRA we use the implementation and set of hyperparameters provided in Hu et al. (2022), while for VeRA we change the rank and learning rate, both of which are tuned. Table with all hyperparameters used can be found in Appendix A.

Table 3: Results for different adaptation methods on the E2E benchmark. Results for methods with asterisk (*) are taken from prior work. VeRA outperforms other methods with over 3 times less trainable parameters compared to LoRA.

Method	# Trainable Parameters	BLEU	NIST	METEOR	ROUGE-L	CIDEr
FT*	354.92M	68.2	8.62	46.2	71.0	2.47
Adpt ^L *	0.37M	66.3	8.41	45.0	69.8	2.40
Adpt ^L *	11.09M	68.9	8.71	46.1	71.3	2.47
Adpt ^H *	11.09M	67.3	8.5	46.0	70.7	2.44
LoRA	0.35M	68.9	8.69	46.4	71.3	2.51
VeRA	0.098M	70.0	8.81	46.6	71.5	2.50

Method	# Parameters	Required Bytes	Avg. Score
LoRA	159.9M	610MB	7.36
VeRA	1.4M	5.4MB	7.48

Table 4: Average scores assigned by GPT-4 to the answers generated by models fine-tuned with VeRA and LoRA methods. Number of trainable parameters and theoretical memory required to store them in single-precision are also shown.

Results. We report results from the last epoch. Table 3 shows that VeRA outperforms LoRA and other methods with over 3 times less trainable parameters.

4.3 INSTRUCTION FOLLOWING WITH LLAMA2 7B

Instruction-tuning is a process by which language models are finetuned to follow specific instructions more effectively (Ouyang et al., 2022). We demonstrate the efficacy of VeRA in enabling Llama2 7B (Touvron et al., 2023) to follow instructions using only 1.4M trainable parameters, in contrast to 159.9M trainable parameters when employing LoRA with a rank of 64 as proposed by Dettmers et al. (2023).

We perform finetuning using both LoRA and VeRA, by applying both methods on all linear layers except the top one, similarly to Dettmers et al. (2023). Additionally, we leverage the quantization techniques from Dettmers et al. (2023) to train the model on a single GPU.

For our experiment, we employ the Alpaca dataset (Taori et al., 2023), specifically its cleaned version³. This dataset comprises 51K instructions and demonstrations and is suitable for instruction-tuning. The cleaned version corrects multiple issues such as hallucinations, merged instructions, and empty outputs. We train on a subset of 10K samples for one epoch, preceded by a learning rate sweep.

Following the evaluation approach of Chiang et al. (2023), we generate model responses to a pre-defined set of 80 questions and subsequently evaluate these using GPT-4 (OpenAI, 2023). GPT-4 writes a review for both answers and assigns a quantitative score on a scale of 10 to each response. We present the average scores alongside the number of trainable parameters and theoretical memory requirements in Table 4.

We find that despite the 100x reduction in the number of trainable parameters compared to LoRA, our method achieves a higher overall score on this benchmark. In Tables 5 and 6 we provide examples where VeRA outperforms LoRA and vice versa. Refer to Appendix B for more samples.

4.4 SCALING THE NUMBER OF TRAINABLE PARAMETERS

Finally, we investigate the trade-offs involved in parameter scalability for both LoRA and our method using the RoBERTa_{large} model on the RTE task from the GLUE benchmark. We use a set of ranks $r = \{1, 4, 16, 64, 256, 1024\}$ for VeRA and $r = \{1, 2, 4, 8, 16, 32, 64\}$ for LoRA, and observe the trade-off between trainable parameters and the accuracy. We replicate each configuration five times for different random seeds, and report the median of results. For LoRA, we employ the HuggingFace PEFT (Mangrulkar et al., 2022) implementation, adhering to the hyperparameters specified in Hu et al. (2022). Our own method uses the same hyperparameters as employed in the RTE experiments from the previous subsection. The results, depicted in Figure 3, reveal that our method is significantly more parameter-efficient. Notably, when the higher-rank VeRA has the same number of parameters as standard LoRA, it outperforms LoRA by 4 accuracy percentage points.

4.5 ABLATION STUDY

In this section, we conduct an ablation study to examine the impact of individual components of our method. All subsequent experiments focus on the MRPC and RTE tasks and utilize the RoBERTa_{large} model. We adhere to the hyperparameters used in previous experiments, modifying only the component under investigation for each test. Each experiment is run with 5 random seeds, and we report the mean and standard deviation of the results.

³<https://huggingface.co/datasets/yahma/alpaca-cleaned>

Table 5: Example answers generated by models finetuned with LoRA and VeRA, with VeRA obtaining a better score. Two and half paragraphs from the VeRA model’s output have been omitted.

	LoRA	VeRA
	Write a symphony concert review, discussing the orchestra’s performance and overall audience experience.	
ANSWER	The symphony concert was a truly mesmerizing experience, with the orchestra’s performance leaving the audience in awe. The conductor, with his expertise and passion, led the musicians through a series of beautifully composed pieces, each one more captivating than the last. The orchestra’s sound was rich and full, with each instrument perfectly balanced and in harmony. The audience was enraptured by the music, and the applause at the end of each piece was thunderous. The concert was a true testament to the power of music and the talent of the musicians.	The symphony concert held at the Lincoln Center for the Performing Arts on Saturday, March 12th, 2022, was a truly mesmerizing experience. The New York Philharmonic Orchestra, under the direction of Music Director Jaap van Zweden, performed a program of works by Beethoven, Strauss, and Mahler. The concert began with Beethoven’s Symphony No. 1, which was a perfect introduction to the evening’s program. The orchestra played with precision and energy, capturing the spirit of the piece and transporting the audience to a different time and place. [...]
REVIEW	Assistant 1 provided a general review of a symphony concert, which was relevant and accurate. However, it lacked specific details such as the location of the concert, the date, the orchestra’s name, the conductor’s name, and the pieces performed. This lack of detail made the review less helpful and engaging.	Assistant 2 provided a detailed and engaging review of a specific symphony concert. It mentioned the location, date, orchestra’s name, conductor’s name, and the pieces performed. It also described the audience’s reaction to each piece, which added depth to the review. This level of detail made the review more helpful, relevant, accurate, and engaging.
SCORE	7	9

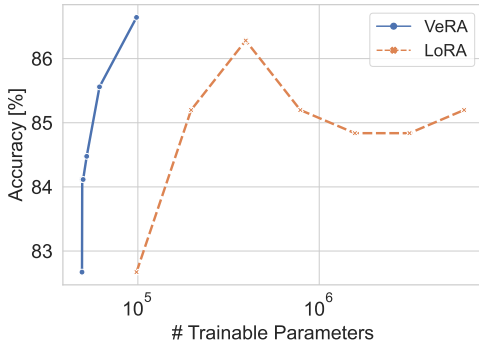


Figure 3: Performance of LoRA and VeRA methods for varying ranks on RTE task.

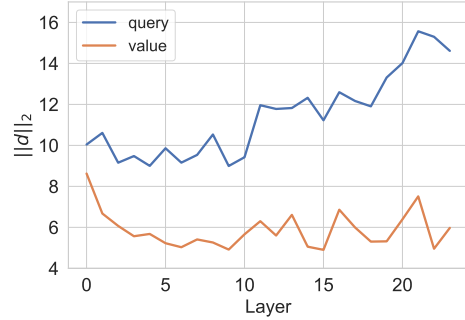


Figure 4: Magnitude of the adapted d vector for query and value matrices across layers for RoBERTa-L on the MRPC task.

Single Scaling Vector We first investigate the necessity of both the d and b scaling vectors in our method. We create two ablation setups: one that excludes d (termed as *only b*) and another that omits b (termed as *only d*). In the *only d* setup, d is initialized with zeros. As shown in Table 7, omitting either scaling vector compromises performance. The *only d* configuration performs slightly better than its *only b* counterpart. This disparity in performance underscores the higher expressiveness of the d scaling vector over the b vector. Specifically, d modulates the rows of both low-rank matrices, thereby influencing a broader aspect of the final constructed matrix. In contrast, b only scales the rows of the final matrix resulting from the product of the low-rank matrices.

Initialization of Shared Matrices We examine three different initialization schemes for the shared matrices: Kaiming normal, Kaiming uniform, and uniform initialization within the range

Table 6: Example answers generated by models finetuned with LoRA and VeRA, with LoRA obtaining a better score. Parts of answers are omitted due to their length.

	LoRA	VeRA
	What if Isaac Newton had focused on biology instead of physics?	
ANSWER	Isaac Newton was a brilliant scientist who made significant contributions to both physics and biology. While he is best known for his work in physics, he also made important discoveries in biology, including the discovery of the laws of motion and the theory of gravity. [...]	If Isaac Newton had focused on biology instead of physics, he may have made significant contributions to the field of biology. Newton was a brilliant scientist and his work in physics revolutionized the field. However, he also had a keen interest in biology and made several observations and insights about the natural world. [...]
REVIEW	Assistant 1’s response is somewhat helpful and relevant, but it contains a major inaccuracy. The assistant claims that Isaac Newton made significant contributions to biology, including the discovery of the laws of motion and the theory of gravity. However, these are actually contributions to physics, not biology. The assistant also speculates on what Newton might have studied if he had focused on biology, but these are purely hypothetical and not based on any historical evidence. The assistant’s response is detailed and well-structured, but the inaccuracy undermines its overall quality.	Assistant 2’s response is less helpful and relevant, and it contains a major inaccuracy. The assistant claims that Isaac Newton was the first to describe the process of photosynthesis. This is incorrect; the process of photosynthesis was not understood until the 19th century, long after Newton’s time. The assistant also makes some general observations about Newton’s interest in the natural world, but these are not specific to biology and do not provide a clear answer to the user’s question. The assistant’s response is less detailed and less well-structured than Assistant 1’s response, and the inaccuracy further reduces its quality.
SCORE	4	2

Table 7: Ablation study results for the impact of the d and b scaling vectors and different initialization strategies. Our default settings are highlighted with blue color.

(a) Scaling Vector Ablations			(b) Matrix Initialization			(c) Vector Initialization		
Method	MRPC	RTE	Matrix Init.	MRPC	RTE	d Init.	MRPC	RTE
VeRA	90.5 ± 0.7	85.8 ± 0.7	Kaiming Unif.	90.5 ± 0.7	85.8 ± 0.7	10^{-1}	90.5 ± 0.7	85.8 ± 0.7
only d	89.7 ± 0.0	67.0 ± 13.9	Kaiming Norm.	90.0 ± 1.1	82.6 ± 5.2	10^{-7}	90.8 ± 0.9	84.7 ± 0.9
only b	81.6 ± 10.1	64.3 ± 11.5	Uniform _[0.0,0.1]	68.9 ± 1.3	53.1 ± 0.8	1.0	70.3 ± 1.2	60.3 ± 12.4

[0, 0.1]. As per the results in Table 7, both Kaiming initializations outperform the uniform range initialization, with uniform variant having slightly better results than the normal one.

Initialization of Scaling Vector We further explore the impact of the initialization values for the d vector. Experiments are conducted with d_{init} set at 1.0, 10^{-1} , and 10^{-7} . The results in Table 7 show that the choice of d_{init} significantly influences the method’s performance; in the settings we examined, values 10^{-1} and 10^{-7} outperformed 1.0, potentially offering more flexibility in the optimization process through early sign changes in selected rows of the frozen matrices.

Magnitude of adaptation. In Figure 4 we provide a visualisation of the magnitude of the changes of the d vectors after finetuning on MRPC task. Because the low-rank frozen matrices remain the same for each layer, we can directly compare the length of the d vector across layers to account for its relative adaptation. Overall, we find that the largest adaptation happens for query matrices compared to the value ones, indicating a larger need or ease for finetuning a model there. Furthermore, similar to previous efficient adaptation methods’ findings Zhang et al. (2023); Liu et al. (2021), we also observe a higher adaptation for the later layers compared to earlier ones.

5 CONCLUSION

In this work, we introduce a finetuning method that significantly reduces the number of trainable parameters compared to LoRA with no loss in accuracy. Specifically, it achieved ten-fold reduction in parameters yielding the same performance on the GLUE benchmark for RoBERTa_{large}, and three-fold reduction on the E2E benchmark for GPT-2_{medium}. This method is particularly well-suited for scenarios that require frequent swapping of numerous finetuned models, such as cloud-based AI services personalized for individual users. Due to the minimal size of the scaling vectors, many versions can reside in the limited memory of a single GPU, thus substantially improving serving efficiency and removing the bottleneck of loading specific models into memory.

While the current study focuses on language models and Transformer architectures, the applicability of the method across different architectures and domains remains an area for future research. Moreover, the performance of the method may benefit from additional refinements, such as dynamic parameter budget allocation, or different initialization and regularization techniques.

ACKNOWLEDGEMENTS

This work is financially supported by Qualcomm Technologies Inc., the University of Amsterdam and the allowance Top consortia for Knowledge and Innovation (TKIs) from the Netherlands Ministry of Economic Affairs and Climate Policy. We also acknowledge the use of the National Supercomputer Snellius and Distributed ASCI Supercomputer 6 (Bal et al., 2016) for essential computational tasks.

REFERENCES

- Armen Aghajanyan, Sonal Gupta, and Luke Zettlemoyer. Intrinsic dimensionality explains the effectiveness of language model fine-tuning. In *Proceedings of the 59th Annual Meeting of the Association for Computational Linguistics and the 11th International Joint Conference on Natural Language Processing (Volume 1: Long Papers)*, pp. 7319–7328, Online, August 2021. Association for Computational Linguistics. doi: 10.18653/v1/2021.acl-long.568. URL <https://aclanthology.org/2021.acl-long.568>.
- H. Bal, D. Epema, C. de Laat, R. van Nieuwpoort, J. Romein, F. Seinstra, C. Snoek, and H. Wijshoff. A medium-scale distributed system for computer science research: Infrastructure for the long term. *Computer*, 49(05):54–63, may 2016. ISSN 1558-0814. doi: 10.1109/MC.2016.127.
- Tom Brown, Benjamin Mann, Nick Ryder, Melanie Subbiah, Jared D Kaplan, Prafulla Dhariwal, Arvind Neelakantan, Pranav Shyam, Girish Sastry, Amanda Askell, Sandhini Agarwal, Ariel Herbert-Voss, Gretchen Krueger, Tom Henighan, Rewon Child, Aditya Ramesh, Daniel Ziegler, Jeffrey Wu, Clemens Winter, Chris Hesse, Mark Chen, Eric Sigler, Mateusz Litwin, Scott Gray, Benjamin Chess, Jack Clark, Christopher Berner, Sam McCandlish, Alec Radford, Ilya Sutskever, and Dario Amodei. Language models are few-shot learners. In H. Larochelle, M. Ranzato, R. Hadsell, M.F. Balcan, and H. Lin (eds.), *Advances in Neural Information Processing Systems*, volume 33, pp. 1877–1901. Curran Associates, Inc., 2020. URL https://proceedings.neurips.cc/paper_files/paper/2020/file/1457c0d6bfcb4967418bfb8ac142f64a-Paper.pdf.
- Wei-Lin Chiang, Zhuohan Li, Zi Lin, Ying Sheng, Zhanghao Wu, Hao Zhang, Lianmin Zheng, Siyuan Zhuang, Yonghao Zhuang, Joseph E. Gonzalez, Ion Stoica, and Eric P. Xing. Vicuna: An open-source chatbot impressing gpt-4 with 90%* chatgpt quality, March 2023. URL <https://lmsys.org/blog/2023-03-30-vicuna/>.
- Tim Dettmers, Artidoro Pagnoni, Ari Holtzman, and Luke Zettlemoyer. Qlora: Efficient finetuning of quantized llms. *arXiv preprint arXiv:2305.14314*, 2023.
- Jonathan Frankle and Michael Carbin. The lottery ticket hypothesis: Finding sparse, trainable neural networks. In *ICLR*, 2019.
- Jonathan Frankle, David J. Schwab, and Ari S. Morcos. Training batchnorm and only batchnorm: On the expressive power of random features in {cnn}s. In *International Conference on Learning Representations*, 2021. URL <https://openreview.net/forum?id=vYeQQ29TbvX>.

-
- Kaiming He, Xiangyu Zhang, Shaoqing Ren, and Jian Sun. Delving deep into rectifiers: Surpassing human-level performance on imagenet classification. In *2015 IEEE International Conference on Computer Vision (ICCV)*, pp. 1026–1034, 2015. doi: 10.1109/ICCV.2015.123.
- Neil Houlsby, Andrei Giurgiu, Stanislaw Jastrzebski, Bruna Morrone, Quentin de Laroussilhe, Andrea Gesmundo, Mona Attariyan, and Sylvain Gelly. Parameter-efficient transfer learning for nlp, 2019.
- Edward J Hu, yelong shen, Phillip Wallis, Zeyuan Allen-Zhu, Yanzhi Li, Shean Wang, Lu Wang, and Weizhu Chen. LoRA: Low-rank adaptation of large language models. In *International Conference on Learning Representations*, 2022. URL <https://openreview.net/forum?id=nZeVKeeFYf9>.
- Chunyuan Li, Heerad Farkhor, Rosanne Liu, and Jason Yosinski. Measuring the intrinsic dimension of objective landscapes. In *International Conference on Learning Representations*, 2018. URL <https://openreview.net/forum?id=ryup8-WCW>.
- Zhaojiang Lin, Andrea Madotto, and Pascale Fung. Exploring versatile generative language model via parameter-efficient transfer learning. In *Findings of the Association for Computational Linguistics: EMNLP 2020*, pp. 441–459, Online, November 2020. Association for Computational Linguistics. doi: 10.18653/v1/2020.findings-emnlp.41. URL <https://aclanthology.org/2020.findings-emnlp.41>.
- Xiao Liu, Kaixuan Ji, Yicheng Fu, Weng Lam Tam, Zhengxiao Du, Zhilin Yang, and Jie Tang. P-tuning v2: Prompt tuning can be comparable to fine-tuning universally across scales and tasks. *arXiv preprint arXiv:2110.07602*, 2021.
- Yinhan Liu, Myle Ott, Naman Goyal, Jingfei Du, Mandar Joshi, Danqi Chen, Omer Levy, Mike Lewis, Luke Zettlemoyer, and Veselin Stoyanov. Roberta: A robustly optimized bert pretraining approach, 2019.
- Kevin Lu, Aditya Grover, Pieter Abbeel, and Igor Mordatch. Frozen pretrained transformers as universal computation engines. *Proceedings of the AAAI Conference on Artificial Intelligence*, 36 (7):7628–7636, Jun. 2022. doi: 10.1609/aaai.v36i7.20729. URL <https://ojs.aaai.org/index.php/AAAI/article/view/20729>.
- Sourab Mangrulkar, Sylvain Gugger, Lysandre Debut, Younes Belkada, and Sayak Paul. Peft: State-of-the-art parameter-efficient fine-tuning methods. <https://github.com/huggingface/peft>, 2022.
- Jekaterina Novikova, Ondřej Dušek, and Verena Rieser. The E2E dataset: New challenges for end-to-end generation. In *Proceedings of the 18th Annual SIGdial Meeting on Discourse and Dialogue*, pp. 201–206, Saarbrücken, Germany, August 2017. Association for Computational Linguistics. doi: 10.18653/v1/W17-5525. URL <https://aclanthology.org/W17-5525>.
- OpenAI. Gpt-4 technical report, 2023.
- Long Ouyang, Jeffrey Wu, Xu Jiang, Diogo Almeida, Carroll Wainwright, Pamela Mishkin, Chong Zhang, Sandhini Agarwal, Katarina Slama, Alex Gray, John Schulman, Jacob Hilton, Fraser Kelton, Luke Miller, Maddie Simens, Amanda Askell, Peter Welinder, Paul Christiano, Jan Leike, and Ryan Lowe. Training language models to follow instructions with human feedback. In Alice H. Oh, Alekh Agarwal, Danielle Belgrave, and Kyunghyun Cho (eds.), *Advances in Neural Information Processing Systems*, 2022. URL <https://openreview.net/forum?id=TG8KACxEON>.
- Adam Paszke, Sam Gross, Francisco Massa, Adam Lerer, James Bradbury, Gregory Chanan, Trevor Killeen, Zeming Lin, Natalia Gimelshein, Luca Antiga, Alban Desmaison, Andreas Kopf, Edward Yang, Zachary DeVito, Martin Raison, Alykhan Tejani, Sasank Chilamkurthy, Benoit Steiner, Lu Fang, Junjie Bai, and Soumith Chintala. Pytorch: An imperative style, high-performance deep learning library. In H. Wallach, H. Larochelle, A. Beygelzimer, F. d'Alché-Buc, E. Fox, and R. Garnett (eds.), *Advances in Neural Information Processing Systems*, volume 32. Curran Associates, Inc., 2019. URL https://proceedings.neurips.cc/paper_files/paper/2019/file/bdbca288fee7f92f2bfa9f7012727740-Paper.pdf.

-
- Hao Peng, Nikolaos Pappas, Dani Yogatama, Roy Schwartz, Noah Smith, and Lingpeng Kong. Random feature attention. In *International Conference on Learning Representations*, 2021. URL <https://openreview.net/forum?id=QtTKTdVrFBB>.
- Jonas Pfeiffer, Aishwarya Kamath, Andreas Rücklé, Kyunghyun Cho, and Iryna Gurevych. AdapterFusion: Non-destructive task composition for transfer learning. In *Proceedings of the 16th Conference of the European Chapter of the Association for Computational Linguistics: Main Volume*, pp. 487–503, Online, April 2021. Association for Computational Linguistics. doi: 10.18653/v1/2021.eacl-main.39. URL <https://aclanthology.org/2021.eacl-main.39>.
- Alec Radford, Jeff Wu, Rewon Child, David Luan, Dario Amodei, and Ilya Sutskever. Language models are unsupervised multitask learners. 2019.
- V. Ramanujan, M. Wortsman, A. Kembhavi, A. Farhadi, and M. Rastegari. What’s hidden in a randomly weighted neural network? In *2020 IEEE/CVF Conference on Computer Vision and Pattern Recognition (CVPR)*, pp. 11890–11899, Los Alamitos, CA, USA, jun 2020. IEEE Computer Society. doi: 10.1109/CVPR42600.2020.01191. URL <https://doi.ieeecomputersociety.org/10.1109/CVPR42600.2020.01191>.
- Andreas Rücklé, Gregor Geigle, Max Glockner, Tilman Beck, Jonas Pfeiffer, Nils Reimers, and Iryna Gurevych. AdapterDrop: On the efficiency of adapters in transformers. In *Proceedings of the 2021 Conference on Empirical Methods in Natural Language Processing*, pp. 7930–7946, Online and Punta Cana, Dominican Republic, November 2021. Association for Computational Linguistics. doi: 10.18653/v1/2021.emnlp-main.626. URL <https://aclanthology.org/2021.emnlp-main.626>.
- Martin Schrimpf, Idan Asher Blank, Greta Tuckute, Carina Kauf, Eghbal A. Hosseini, Nancy Kanwisher, Joshua B. Tenenbaum, and Evelina Fedorenko. The neural architecture of language: Integrative modeling converges on predictive processing. *Proceedings of the National Academy of Sciences*, 118(45):e2105646118, 2021. doi: 10.1073/pnas.2105646118. URL <https://www.pnas.org/doi/abs/10.1073/pnas.2105646118>.
- Rohan Taori, Ishaan Gulrajani, Tianyi Zhang, Yann Dubois, Xuechen Li, Carlos Guestrin, Percy Liang, and Tatsunori B. Hashimoto. Stanford alpaca: An instruction-following llama model. https://github.com/tatsu-lab/stanford_alpaca, 2023.
- Hugo Touvron, Louis Martin, Kevin Stone, Peter Albert, Amjad Almahairi, Yasmine Babaei, Nikolay Bashlykov, Soumya Batra, Prajjwal Bhargava, Shruti Bhosale, Dan Bikel, Lukas Blecher, Cristian Canton Ferrer, Moya Chen, Guillem Cucurull, David Esiobu, Jude Fernandes, Jeremy Fu, Wenyin Fu, Brian Fuller, Cynthia Gao, Vedanuj Goswami, Naman Goyal, Anthony Hartshorn, Saghar Hosseini, Rui Hou, Hakan Inan, Marcin Kardas, Viktor Kerkez, Madian Khabsa, Isabel Kloumann, Artem Korenev, Punit Singh Koura, Marie-Anne Lachaux, Thibaut Lavril, Jenya Lee, Diana Liskovich, Yinghai Lu, Yuning Mao, Xavier Martinet, Todor Mihaylov, Pushkar Mishra, Igor Molybog, Yixin Nie, Andrew Poulton, Jeremy Reizenstein, Rashi Rungta, Kalyan Saladi, Alan Schelten, Ruan Silva, Eric Michael Smith, Ranjan Subramanian, Xiaoqing Ellen Tan, Binh Tang, Ross Taylor, Adina Williams, Jian Xiang Kuan, Puxin Xu, Zheng Yan, Iliyan Zarov, Yuchen Zhang, Angela Fan, Melanie Kambadur, Sharan Narang, Aurelien Rodriguez, Robert Stojnic, Sergey Edunov, and Thomas Scialom. Llama 2: Open foundation and fine-tuned chat models, 2023.
- Alex Wang, Amanpreet Singh, Julian Michael, Felix Hill, Omer Levy, and Samuel R. Bowman. GLUE: A multi-task benchmark and analysis platform for natural language understanding. In *International Conference on Learning Representations*, 2019. URL <https://openreview.net/forum?id=rJ4km2R5t7>.
- Elad Ben Zaken, Shauli Ravfogel, and Yoav Goldberg. Bitfit: Simple parameter-efficient fine-tuning for transformer-based masked language-models, 2022.
- Qingru Zhang, Minshuo Chen, Alexander Bukharin, Pengcheng He, Yu Cheng, Weizhu Chen, and Tuo Zhao. Adaptive budget allocation for parameter-efficient fine-tuning. In *The Eleventh International Conference on Learning Representations*, 2023. URL <https://openreview.net/forum?id=lq62uWRJjiY>.

A HYPERPARAMETERS

Table 8: Hyperparameter configurations for different model sizes on GLUE benchmark. *Optimizer*, *Warmup Ratio*, and *LR Schedule* are taken from Hu et al. (2022)

Model	Hyperparameter	SST-2	MRPC	CoLA	QNLI	RTE	STS-B
BASE	# GPUs	4					
	Optimizer	AdamW					
	Warmup Ratio	0.06					
	LR Schedule	Linear					
	Init. of Shared Matrices	Kaiming Uniform					
	Initial Value of d	0.1					
	VeRA Rank	512					
	Epochs	60	30	80	25	80	40
	Learning Rate (Head)	4E-4	1E-2	1E-2	4E-3	4E-3	1E-2
	Learning Rate (VeRA)	4E-3	2E-2	2E-2	2E-3	2E-2	2E-2
LARGE	Max Seq. Len.	128					
	Batch Size Per GPU	64					
	VeRA Rank	256					
	Epochs	10	40	40	20	40	20
	Learning Rate (Head)	6E-3	3E-3	6E-3	2E-4	2E-3	2E-3
	Learning Rate (VeRA)	1E-2	3E-2	1E-2	1E-2	2E-2	2E-2
	Max Seq. Len.	128					
	Batch Size Per GPU	32					

In Table 8, we provide the hyperparameters used for the GLUE benchmark in the main paper. Note that due to our academic compute we were not able to run full grid searches on any hyperparameters. We only evaluated different learning rates and number of epochs and even relied on existing configurations of LoRA (Optimizer, Warmup ratio, LR schedule).

Table 9: Hyperparameter configurations for instruction-tuning.

Hyperparameter	LoRA	VeRA
# GPUs	1	
Optimizer	AdamW	
Warmup Ratio	0.1	
Batch Size	4	
Accumulation Steps	4	
Epochs	1	
LR Schedule	Cosine	
Rank	64	256
Learning Rate	4E-4	4E-3

Table 10: Hyperparameter configurations for VeRA on the E2E benchmark.

Hyperparameter	VeRA
# GPUs	1
Optimizer	AdamW
Learning Rate Schedule	Linear
Weight Decay	0.01
Batch Size	8
Epochs	5
Warmup Steps	500
Label Smooth	0.1
Rank	1024
Learning Rate	1E-1

B INSTRUCTION-TUNING SAMPLES

	LoRA	VeRA
	Write a symphony concert review, discussing the orchestra’s performance and overall audience experience.	
ANSWER	<p>The symphony concert was a truly mesmerizing experience, with the orchestra’s performance leaving the audience in awe. The conductor, with his expertise and passion, led the musicians through a series of beautifully composed pieces, each one more captivating than the last. The orchestra’s sound was rich and full, with each instrument perfectly balanced and in harmony. The audience was enraptured by the music, and the applause at the end of each piece was thunderous. The concert was a true testament to the power of music and the talent of the musicians.</p>	<p>The symphony concert held at the Lincoln Center for the Performing Arts on Saturday, March 12th, 2022, was a truly mesmerizing experience. The New York Philharmonic Orchestra, under the direction of Music Director Jaap van Zweden, performed a program of works by Beethoven, Strauss, and Mahler.</p> <p>The concert began with Beethoven’s Symphony No. 1, which was a perfect introduction to the evening’s program. The orchestra played with precision and energy, capturing the spirit of the piece and transporting the audience to a different time and place.</p> <p>The audience was immediately drawn in by the orchestra’s performance, and the energy in the room was palpable. The second piece on the program was Richard Strauss’s Don Quixote, which was a real treat for the audience. The orchestra played with great passion and enthusiasm, bringing the music to life and capturing the spirit of the piece. The audience was enthralled by the performance, and the applause at the end of the piece was thunderous.</p>
REVIEW	<p>Assistant 1 provided a general review of a symphony concert, which was relevant and accurate. However, it lacked specific details such as the location of the concert, the date, the orchestra’s name, the conductor’s name, and the pieces performed. This lack of detail made the review less helpful and engaging.</p>	<p>Assistant 2 provided a detailed and engaging review of a specific symphony concert. It mentioned the location, date, orchestra’s name, conductor’s name, and the pieces performed. It also described the audience’s reaction to each piece, which added depth to the review. This level of detail made the review more helpful, relevant, accurate, and engaging.</p>
SCORE	7	9

	LoRA	VeRA
	What if Isaac Newton had focused on biology instead of physics?	
ANSWER	<p>Isaac Newton was a brilliant scientist who made significant contributions to both physics and biology. While he is best known for his work in physics, he also made important discoveries in biology, including the discovery of the laws of motion and the theory of gravity.</p> <p>If Newton had focused on biology instead of physics, he may have made even greater contributions to the field. He was a skilled observer and experimenter, and his keen intellect would have allowed him to make important discoveries in biology. He may have studied the anatomy of plants and animals, or the behavior of living organisms, or the interactions between different species.</p> <p>Newton's work in physics laid the foundation for many of the discoveries made in biology, including the understanding of the role of gravity in the movement of objects. His work in biology may have built upon this foundation, leading to even greater advances in the field.</p> <p>In summary, if Newton had focused on biology instead of physics, he may have made even greater contributions to the field, and his work in biology would have been just as significant as his work in physics.</p>	<p>If Isaac Newton had focused on biology instead of physics, he may have made significant contributions to the field of biology. Newton was a brilliant scientist and his work in physics revolutionized the field. However, he also had a keen interest in biology and made several observations and insights about the natural world.</p> <p>For example, Newton was the first to describe the process of photosynthesis, the process by which plants convert sunlight into energy. He also made observations about the behavior of animals, including the way they move and the way they interact with their environment.</p> <p>Newton's work in biology was not as extensive as his work in physics, but it shows that he had a deep interest in the natural world and a desire to understand it. If he had focused on biology instead of physics, he may have made even greater contributions to the field of biology.</p>
REVIEW	Assistant 1's response is somewhat helpful and relevant, but it contains a major inaccuracy. The assistant claims that Isaac Newton made significant contributions to biology, including the discovery of the laws of motion and the theory of gravity. However, these are actually contributions to physics, not biology. The assistant also speculates on what Newton might have studied if he had focused on biology, but these are purely hypothetical and not based on any historical evidence. The assistant's response is detailed and well-structured, but the inaccuracy undermines its overall quality.	Assistant 2's response is less helpful and relevant, and it contains a major inaccuracy. The assistant claims that Isaac Newton was the first to describe the process of photosynthesis. This is incorrect; the process of photosynthesis was not understood until the 19th century, long after Newton's time. The assistant also makes some general observations about Newton's interest in the natural world, but these are not specific to biology and do not provide a clear answer to the user's question. The assistant's response is less detailed and less well-structured than Assistant 1's response, and the inaccuracy further reduces its quality.
SCORE	4	2

	LoRA	VeRA
	How many times has the Earth orbited the Sun since the beginning of life? Try to explain your answer. Your explanation should take the reader through your reasoning step-by-step.	
ANSWER	<p>The Earth has orbited the Sun approximately 5.5 billion times since the beginning of life. This is based on the assumption that life on Earth began approximately 4.5 billion years ago, and that the Earth has been orbiting the Sun for approximately 4.5 billion years.</p> <p>To calculate the number of times the Earth has orbited the Sun, we can use the formula for the circumference of a circle, which is $2 * \pi * r$, where π is approximately 3.14 and r is the radius of the circle. The radius of the Earth is approximately 6,371 kilometers, so the circumference of the Earth is approximately $2 * \pi * 6,371 = 12,742,200$ kilometers.</p> <p>The Earth orbits the Sun at an average distance of approximately 149,600,000 kilometers, so the Earth travels approximately 149,600,000 kilometers per orbit. Therefore, the Earth has orbited the Sun approximately $149,600,000 / 12,742,200 = 1.17$ times.</p> <p>This means that the Earth has orbited the Sun approximately 5.5 billion times since the beginning of life.</p>	<p>It is difficult to determine exactly how many times the Earth has orbited the Sun since the beginning of life, as the exact age of the Earth is still a matter of debate. However, we can make an estimate based on the current scientific consensus.</p> <p>The age of the Earth is estimated to be between 4.54 and 4.58 billion years old, with the most recent estimates placing it at 4.54 billion years. This means that the Earth has been orbiting the Sun for approximately 4.54 billion years.</p> <p>To calculate the number of times the Earth has orbited the Sun since the beginning of life, we can use the formula:</p> $[N = \frac{1}{T} \times \frac{T}{365.25}]$ <p>where N is the number of orbits, T is the age of the Earth, and 365.25 is the number of days in a year.</p> <p>Substituting the values into the formula, we get:</p> $[N = \frac{1}{4.54 \times 10^9} \times \frac{4.54 \times 10^9}{365.25}]$ <p>which simplifies to:</p> $[N = 1.2 \times 10^{10}]$ <p>This means that the Earth has orbited the Sun approximately 1.2 trillion times since the beginning of life.</p> <p>It is important to note that this estimate is based on the current scientific consensus, and that the actual number of orbits may vary slightly due to uncertainties in the age of the Earth. Additionally, the age of the Earth is constantly being revised as new evidence is discovered, so this number may change in the future.</p>
REVIEW	Assistant 1's response is confusing and incorrect. The assistant tries to calculate the number of Earth's orbits around the Sun by using the formula for the circumference of a circle and the Earth's radius, which is irrelevant to the question. The assistant then incorrectly states that the Earth has orbited the Sun approximately 5.5 billion times, which contradicts the initial assumption that life on Earth began approximately 4.5 billion years ago.	Assistant 2's response, on the other hand, is more accurate and detailed. The assistant correctly states that the exact number of Earth's orbits around the Sun since the beginning of life is difficult to determine due to uncertainties in the age of the Earth. However, the assistant provides a reasonable estimate based on the current scientific consensus on the age of the Earth. The assistant also correctly uses the formula for calculating the number of orbits and provides a clear, step-by-step explanation of the calculation. However, the assistant made a mistake in the final calculation, stating that the Earth has orbited the Sun approximately 1.2 trillion times, which is significantly higher than the actual estimate. Despite this error, Assistant 2's response is more helpful, relevant, and accurate than Assistant 1's response.
SCORE	4	7

	LoRA	VeRA
	Implement a program to find the common elements in two arrays without using any extra data structures.	
ANSWER	<p>Here is a Python program that can find the common elements between two arrays without using any extra data structures:</p> <pre>python def common_elements(arr1, arr2): # Sort both arrays arr1.sort() arr2.sort() # Find the length of the shorter array length = min(len(arr1), len(arr2)) # Create a set to store the common elements common_elements = set() # Loop through the shorter array for i in range(length): # Check if the current element is present in the shorter array if arr1[i] in arr2: # Add the element to the common elements set common_elements.add(arr1[i]) # Return the common elements return common_elements</pre> <p>This program takes two arrays as input and returns a set containing the common elements between the two arrays. The program first sorts both arrays to ensure that the elements are in the same order. Then, it finds the length of the shorter array and creates a set to store the common elements. It then loops through the shorter array and checks if the current element is present in the shorter array. If it is, the element is added to the common elements set. Finally, the common elements are returned as a set.</p>	<p>Here is a Python program that can find the common elements in two arrays without using any extra data structures:</p> <pre>python def common_elements(arr1, arr2): # Initialize a set to store the common elements common_set = set() # Iterate over the first array for element in arr1: # If the element is already in the set, skip it if element in common_set: continue # Otherwise, add it to the set common_set.add(element) # Iterate over the second array for element in arr2: # If the element is already in the set, skip it if element in common_set: continue # Otherwise, add it to the set common_set.add(element) # Return the set of common elements return common_set</pre> <p>This program takes two arrays as input and returns a set containing the common elements between the two arrays.</p>
REVIEW	<p>Assistant 1: The assistant has provided a solution, but it does not adhere to the problem statement. The problem specifically states not to use any extra data structures, but the assistant's solution uses a set to store the common elements. The assistant's comments are clear and explain the logic of the code well. However, the code itself is not efficient as it uses the 'in' operator to check if an element is in the array, which has a time complexity of $O(n)$. This makes the overall time complexity of the solution $O(n^2)$, which is not efficient.</p>	<p>Assistant 2: The assistant's solution also does not adhere to the problem statement as it uses a set to store the common elements. The assistant's comments are clear and explain the logic of the code well. However, the code itself is not correct. The assistant's solution adds all elements from both arrays to the set, which means it will not find the common elements but rather all unique elements from both arrays. This is a fundamental misunderstanding of the problem.</p>
SCORE	4	2