

# Understanding Fairness Surrogate Functions in Algorithmic Fairness

Wei Yao<sup>1,2,\*</sup>, Zhanke Zhou<sup>3,\*</sup>, Zhicong Li<sup>1,2</sup>, Bo Han<sup>3</sup>, Yong Liu<sup>1,2,†</sup>

Gaoling School of Artificial Intelligence, Renmin University of China, Beijing<sup>1</sup>  
 Beijing Key Laboratory of Big Data Management and Analysis Methods, Beijing<sup>2</sup>  
 Department of Computer Science, Hong Kong Baptist University<sup>3</sup>

{wei.yao, zhicongli, liuyonggsai}@ruc.edu.cn, {cszkzhou, bhanml}@comp.hkbu.edu.hk

## Abstract

It has been observed that machine learning algorithms exhibit biased predictions against certain population groups. To mitigate such bias while achieving comparable accuracy, a promising approach is to introduce surrogate functions of the concerned fairness definition and solve a constrained optimization problem. However, an intriguing issue in previous work is that such fairness surrogate functions may yield unfair results. In this work, in order to deeply understand this issue, taking a widely used fairness definition—demographic parity as an example, we both theoretically and empirically show that there is a surrogate-fairness gap between the fairness definition and the fairness surrogate function. The “gap” directly determines whether a surrogate function is an appropriate substitute for a fairness definition. Also, the theoretical analysis and experimental results about the “gap” motivate us that the unbounded surrogate functions will be affected by the points far from the decision boundary, which is the *large margin points issue* investigated in this paper. To address it, we propose the general sigmoid surrogate with a rigorous and reliable fairness guarantee. Interestingly, the theory also provides insights into two important issues that deal with the *large margin points* as well as obtaining a more *balanced dataset* are beneficial to fairness. Furthermore, we elaborate a novel and general algorithm called Balanced Surrogate, which iteratively reduces the “gap” to improve fairness. Finally, we provide empirical evidence showing that our methods achieve better fairness performance in three real-world datasets.

## 1 Introduction

Recently, increasing attention has been paid to the fairness issue in supervised machine learning. That is, although the classifiers seek a higher accuracy, some groups with certain sensitive features (e.g., sex, race, age) may be unfairly treated, which raises ethical problems (Julia Angwin and Kirchner 2016; Mehrabi et al. 2021; Caton and Haas 2020). One can be litigated for committing adverse impacts if his/her decision-making process disproportionately treats groups with sensitive attributes (Barocas and Selbst 2016).

To quantitatively measure the extent of fairness violation, a usual way is adopting the fairness definition, *demographic parity* (DP), which requires the decision makers

\*These authors contributed equally.

† indicates the corresponding author.

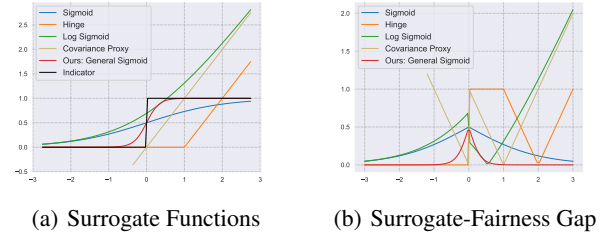


Figure 1: (a) Some examples of fairness surrogate functions. The closer the surrogate functions are to the indicator function, the better they represent DP. More details are introduced in Section 3.2. (b) The surrogate-fairness gap of different surrogate functions. It measures the difference between surrogate functions and the indicator function. There is a much smaller gap for our general sigmoid surrogate.

to accept a roughly equal proportion of each group (Barocas, Hardt, and Narayanan 2019). Existing methods follow the fairness-aware manner of solving a constrained optimization problem, where the learning objective is integrated with the standard loss and a fairness constraint. To incorporate DP into the constraint, fairness surrogate functions are used to replace the indicator function, which is intractable for gradient-based algorithms (Lohaus, Perrot, and Luxburg 2020; Bendekgey and Sudderth 2021) (refer to Figure 1(a) for some examples). To date, various surrogate functions have been proposed to incorporate fairness definitions into constraints (Wu, Zhang, and Wu 2019; Goh et al. 2016; Padh et al. 2021; Zafar et al. 2017a,b,c; Bendekgey and Sudderth 2021). Unfortunately, one potential risk is that if these fairness constraints are used, even when the constraints are perfectly satisfied, there is *no guarantee* whether DP is satisfied (Lohaus, Perrot, and Luxburg 2020). Moreover, the fairness surrogate functions may lead to even unfair solutions (Radovanović, Delibasić, and Suknović 2022).

In this paper, we evaluate these multifarious surrogate functions in algorithmic fairness with both rigorous theorems and extensive experiments. Firstly, to deeply understand the mechanism underlying the aforementioned issue in algorithmic fairness, we stress the importance of the “**surrogate-fairness gap**”, which is *the disparity between*



predict it as positive if  $d_\theta(\mathbf{x}_i) > 0$  and zero if  $d_\theta(\mathbf{x}_i) \leq 0$ . Among the features of  $\mathbf{x}$ , there is one binary sensitive attribute  $z \in \{-1, +1\}$  (e.g., sex, race, age).

As introduced in Section 1, a widely used fairness definition is called the *demographic parity* (DP) (Mehrabi et al. 2021; Caton and Haas 2020). It states that each protected class should receive the positive outcome at equal rates, i.e.,

$$P(d_\theta(\mathbf{x}) > 0 | z = +1) = P(d_\theta(\mathbf{x}) > 0 | z = -1).$$

And further, the *difference of demographic parity* (DDP) metric (Lohaus, Perrot, and Luxburg 2020) can be used to measure the degree to which demographic parity is violated:

$$DDP = P(d_\theta(\mathbf{x}) > 0 | z = +1) - P(d_\theta(\mathbf{x}) > 0 | z = -1).$$

Then, with this metric, whether a classifier satisfies demographic parity can be determined by the condition  $|DDP| \leq \epsilon$ , where  $\epsilon \geq 0$  is a given threshold.

### 3.2 Surrogate Functions

We divide the training set into four classes according to the predicted labels and sensitive features:

$$\begin{aligned} \mathcal{N}_{1a} &= \{(\mathbf{x}_i, y_i) \in \mathcal{S} \mid d_\theta(\mathbf{x}_i) > 0, z_i = +1\}, \\ \mathcal{N}_{1b} &= \{(\mathbf{x}_i, y_i) \in \mathcal{S} \mid d_\theta(\mathbf{x}_i) > 0, z_i = -1\}, \\ \mathcal{N}_{0a} &= \{(\mathbf{x}_i, y_i) \in \mathcal{S} \mid d_\theta(\mathbf{x}_i) \leq 0, z_i = +1\}, \\ \mathcal{N}_{0b} &= \{(\mathbf{x}_i, y_i) \in \mathcal{S} \mid d_\theta(\mathbf{x}_i) \leq 0, z_i = -1\}, \end{aligned}$$

where  $N_{1a}, N_{1b}, N_{0a}, N_{0b}$  are sizes of  $\mathcal{N}_{1a}, \mathcal{N}_{1b}, \mathcal{N}_{0a}, \mathcal{N}_{0b}$ , respectively. Then, to consider DDP as fairness constraints for optimization, the probability in it cannot be computed directly, so frequency is used to estimate them:

$$\begin{aligned} \widehat{DDP} &= \frac{N_{1a}}{N_{1a} + N_{0a}} - \frac{N_{1b}}{N_{1b} + N_{0b}} \\ &= \frac{\sum_{\mathcal{N}_{1a}, \mathcal{N}_{0a}} \mathbb{1}_{d_\theta(\mathbf{x}) > 0}}{N_{1a} + N_{0a}} - \frac{\sum_{\mathcal{N}_{1b}, \mathcal{N}_{0b}} \mathbb{1}_{d_\theta(\mathbf{x}) > 0}}{N_{1b} + N_{0b}}, \end{aligned} \quad (1)$$

where  $\mathbb{1}_{[\cdot]} : \mathbb{R} \rightarrow \{0, 1\}$  is the indicator function that returns 1 if the condition is true and 0 otherwise.

In application,  $\widehat{DDP}$  usually serves as a substitute for  $DDP$  to judge the fairness of a classifier. However, due to  $\mathbb{1}_{d_\theta(\mathbf{x}) > 0}$ , it is intractable to directly incorporate  $\widehat{DDP}$  into constraints for gradient-based algorithms. So smooth **surrogate function**  $\phi : \mathbb{R} \rightarrow \mathbb{R}$  is used to replace  $\mathbb{1}_{d_\theta(\mathbf{x}) > 0}$ :

$$\widehat{DDP}(\phi) = \frac{\sum_{\mathcal{N}_{1a}, \mathcal{N}_{0a}} \phi(d_\theta(\mathbf{x}))}{N_{1a} + N_{0a}} - \frac{\sum_{\mathcal{N}_{1b}, \mathcal{N}_{0b}} \phi(d_\theta(\mathbf{x}))}{N_{1b} + N_{0b}}. \quad (2)$$

Then  $\widehat{DDP}$  can be incorporated into constraints as  $|\widehat{DDP}| \leq \epsilon$ , where  $\epsilon$  is the threshold. In this way, the fairness-aware classification problem becomes a feasible constrained optimization problem.

One popular fairness surrogate function is *covariance proxy* (CP), which is introduced by (Zafar et al. 2017c). Empirical study shows that CP can reflect the difference of demographic parity and can be incorporated as constraints

for fairness-aware classification problem (Ding et al. 2020; Zhao et al. 2020; Zhang et al. 2020). We defined a general version of it as

$$\widehat{Cov}(\phi) = \frac{1}{N} \sum_{i=1}^N (z_i - \bar{z}) \phi(d_\theta(\mathbf{x}_i)), \quad (3)$$

where  $\bar{z}$  is the mean of  $z$  over the training set. If  $\phi(x) = x$ , the equation (3) recovers the original definition of CP in (Zafar et al. 2017c), and  $\widehat{DDP}(\phi) \propto \widehat{Cov}(\phi)$ . The proof can be found in Appendix A.1. It means that *the original CP is equivalent to the linear surrogate function*  $\phi(x) = x$ , which is also explained in previous work (Lohaus, Perrot, and Luxburg 2020; Bendekgy and Sudderth 2021).

## 4 Two Unsolved Problems

In this section, we underline two unsolved problems of existing surrogate functions: surrogate-fairness gap and large margin points.

### 4.1 The Surrogate-fairness Gap

We connect  $\widehat{DDP}$  and  $\widehat{Cov}$  together, and build the surrogate-fairness gap between DP and CP.

**Proposition 1.** *Define the magnitude of the signed distance by  $D_\theta(\mathbf{x})$ , i.e.,  $D_\theta(\mathbf{x}) = |d_\theta(\mathbf{x})|$ . Let  $\phi(x) = x$  and  $S_{1a} = \sum_{\mathcal{N}_{1a}} \phi(D_\theta(\mathbf{x}_i)), T_{1a} = \sum_{\mathcal{N}_{1a}} (\phi(D_\theta(\mathbf{x}_i)) - 1)$  and it is similar for  $\mathcal{N}_{1b}, \mathcal{N}_{0a}, \mathcal{N}_{0b}$ . It satisfies:*

$$\begin{aligned} \widehat{DDP} &= \frac{N^2}{2(N_{1a} + N_{0a})(N_{1b} + N_{0b})} \widehat{Cov}(\phi) - \\ &\quad \underbrace{\left( \frac{T_{1a} - S_{0a}}{N_{1a} + N_{0a}} - \frac{T_{1b} - S_{0b}}{N_{1b} + N_{0b}} \right)}_{\text{surrogate-fairness gap}}. \end{aligned} \quad (4)$$

There is a surrogate-fairness gap between  $\widehat{DDP}$  and  $\widehat{Cov}$ . So there is no guarantee whether DP is already satisfied even when the empirical  $\widehat{Cov}$  is minimized to zero. The first term related to  $\widehat{Cov}$  is controllable: Considering the constraints in (Zafar et al. 2017c) that  $|\widehat{Cov}| \leq \epsilon$  where  $\epsilon \geq 0$  is a small constant specified in advance. The coefficient in front of  $\widehat{Cov}$  is also invariable because  $N, N_{1a} + N_{0a}, N_{1b} + N_{0b}$  are constants. But it is totally different for the ‘‘gap’’. It comes from the difference between the surrogate and the indicator function. For the ideal case  $d_\theta(\mathbf{x}) = \mathbb{1}_{d_\theta(\mathbf{x}) > 0}$  which is equivalent to  $\phi(x) = \mathbb{1}_{x > 0}$  in (2),  $T_{1a}, T_{1b}, S_{0a}, S_{0b}$  are all equal to 0 so that the gap is 0. In this case, limiting  $|\widehat{DDP}|$  and  $|\widehat{Cov}|$  are equivalent to each other. But the gap still exists for CP because  $\phi(x) = x \neq \mathbb{1}_{x > 0}$ . In fact, for any surrogate function  $\phi$ , the gap will be inevitably introduced unless  $\phi(x) = \mathbb{1}_{x > 0}$ . When the gap is small enough, there is fairness guarantee for the classifier.

### 4.2 The Large Margin Points

We emphasize the second trouble here: the large margin points. In this paper, the points with too large  $D_\theta(\mathbf{x})$  are

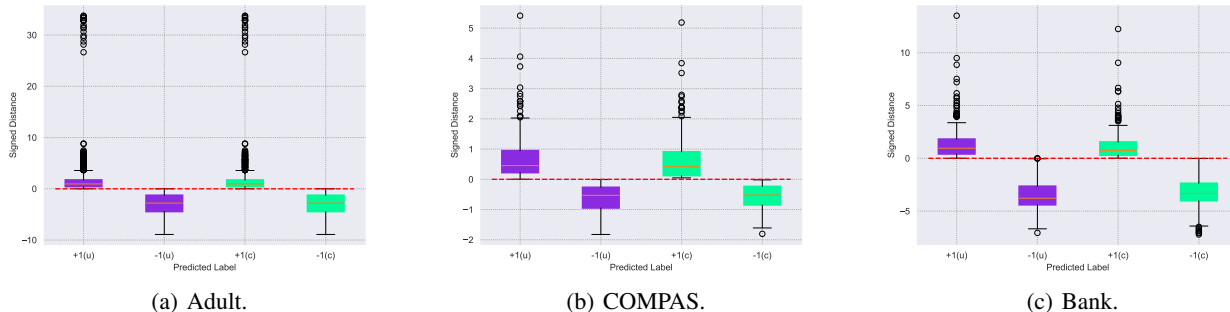


Figure 2: The boxplot for the unconstrained logistic classifier (u) and logistic classifier with fairness constraints using linear surrogate (c) in three datasets. +1 and -1 represent the predicted label. The red dashed line means  $d_\theta(\mathbf{x}) = 0$ . The orange line in the box is the median. The circles outside the box are large margin points. The rates of large margin points are 7.61%, 5.12% and 0.82% respectively.

called *large margin points* and others are *normal points*. To illustrate, we take CP as an example. For three famous real-world data sets, Adult (Kohavi 1996), COMPAS (Julia Angwin and Kirchner 2016) and Bank Marketing (S. Moro and Rita 2014), we provide the boxplot of  $d_\theta(\mathbf{x})$  in the test set in Figure 2. The experimental details are in Appendix E.2. There are two main observations in Figure 2. First, notice that over 5% points are large margin points for Adult and COMPAS. Further, we see that *almost all the large margin points are predicted as positive class*. However, the gap  $\frac{T_{1a}-S_{0a}}{N_{1a}+N_{0a}} - \frac{T_{1b}-S_{0b}}{N_{1b}+N_{0b}}$  in (4) may be amplified in the presence of such large margin points with positive prediction labels because they make  $T_{1a}$  and  $T_{1b}$  larger. For example, in Figure 2, most of the large margin points are predicted positive, so  $S_{0a}$  and  $S_{0b}$  are bounded (for instance, in Figure 2(b), we have  $|S_{0a}| \leq 2N_{0a}$ ). However, the distance between large margin points and the decision boundary is uncertain, so there is not a tight bound for  $T_{1a}$  and  $T_{1b}$ , which may lead to a large surrogate-fairness gap. Finally, when the gap becomes large, constraining the fairness surrogate function is inconsistent with the specific fairness definition, which may lead to unfair result.

## 5 Our Approach

We devise the general sigmoid surrogate function with fairness guarantees in Section 5.1. The theory suggests that solving the large margin points issue as well as obtaining a more balanced dataset contribute to a fairer classifier. Then we present our balanced surrogates in Section 5.2, which is a novel iterative approach to reduce the “gap” and thus improving fairness.

### 5.1 General Sigmoid Surrogates

We generalize sigmoid function as

$$G(x) = \sigma(wx), \quad (5)$$

where  $\sigma(x)$  is the sigmoid function and  $w > 0$  is the parameter. The general sigmoid surrogate is flexible because of the adjustable  $w$ . Moreover, of paramount importance,

it achieves a much lower surrogate-fairness gap, making it more consistent with DP, which is shown in Figure 1(b).

**Fairness Guarantees** The following Theorem 1 provides the upper bound of  $|\widehat{DDP}|$  when  $G(D_\theta(\mathbf{x}))$  is close to 1 for all the points under the CP fairness constraint.

**Theorem 1.** *We assume that  $G(D_\theta(\mathbf{x})) \in [1 - \gamma, 1]$ , where  $\gamma > 0$ .  $\forall \epsilon > 0$ , if  $|\widehat{Cov}(G)| \leq \epsilon$ , then it holds:*

$$|\widehat{DDP}| \leq \frac{N^2}{4(N_{1a} + N_{0a})(N_{1b} + N_{0b})} \epsilon + \gamma.$$

The proof can be found in Appendix A.2. The first term is similar to that in (4). Now with the assumption  $G(D_\theta(\mathbf{x})) \in [1 - \gamma, 1]$ , the gap here can be limited to a small range of variation. If the general sigmoid surrogates limit  $G(D_\theta(\mathbf{x}))$  to around 1 so that  $\gamma$  is small enough, then there are fairness guarantees for the classifier. In contrast, the gap for CP is influenced by the magnitude of  $D_\theta(\mathbf{x})$  for every large margin point and thus hard to be bounded.

**Remark.** *In Appendix B.3, we provide extensions of Theorem 1 to other five fairness definitions: three kinds of disparate mistreatment (Theorem 4-9 in Appendix B.3) and balance for positive (negative) class (Theorem 10-11 in Appendix B.3). In particular, CP is generalized to disparate mistreatment (Zafar et al. 2017a), and we theoretically devise the form of CP to better meet with disparate mistreatment, which is empirically validated in (Zafar et al. 2019).*

However, in some cases, we do not need to guarantee that the assumption  $G(D_\theta(\mathbf{x})) \in [1 - \gamma, 1]$  holds for all the points. So the theorem below relaxes the assumption by giving the upper bound of  $|\widehat{DDP}|$  when most of the points satisfy the assumption in Theorem 1.

**Theorem 2.** *We assume that  $k$  points satisfy  $G(D_\theta(\mathbf{x})) \in [0, 1 - \gamma]$  and others satisfy  $G(D_\theta(\mathbf{x})) \in [1 - \gamma, 1]$ , where  $\gamma > 0$ .  $\forall \epsilon > 0$ , if  $|\widehat{Cov}(G)| \leq \epsilon$ , then it holds:*



$$\left| \widehat{DDP} \right| \leq \frac{N^2}{4(N_{1a} + N_{0a})(N_{1b} + N_{0b})} \epsilon + \gamma + \underbrace{\frac{1}{2} \left( \frac{1}{N_{1a} + N_{0a}} + \frac{1}{N_{1b} + N_{0b}} \right)}_{\text{relaxation factor}} k.$$

The proof can be found in Appendix A.3. Comparing Theorem 1 with Theorem 2, the relaxation of the assumption produces an extra relaxation factor. According to Theorem 1, if  $w$  is large, then  $\gamma$  can be small enough, thus leading to a classifier with fairness guarantee. But an arbitrarily too large  $w$  makes training more challenging because of the diminished gradient magnitude for general sigmoid surrogate. Theorem 2 tells us that we need not to assume that all points satisfy  $G(D_\theta(\mathbf{x})) \in [1 - \gamma, 1]$ . Few points violating the assumption (a small  $k$ ) can also be tolerated. So it supports the idea that we do not have to choose a large  $w$  because a relatively small  $w$  can also guarantee fairness.

### Insights from the Theorems

**Large Margin Points Issue.** An obvious takeaway of Theorem 2 is that mitigating the large margin points issue makes  $k$  lower and thus obtaining a tighter bound of  $|\widehat{DDP}|$ . We suggest using the bounded surrogate function, such as the general sigmoid surrogate, to reduce the impact of such points with too large  $D_\theta(\mathbf{x})$ .

**Balanced Dataset.** Another interesting take-away of the two Theorems is that we need a *balanced dataset* to obtain a fairer classifier. The approximately same number between two sensitive groups contributes to a tighter  $|\widehat{DDP}|$  upper bound. First of all, for Theorem 1, the coefficient of  $\epsilon$  satisfies  $\frac{N^2}{4(N_{1a} + N_{0a})(N_{1b} + N_{0b})} \geq 1$ . The equality holds if and only if  $N_{1a} + N_{0a} = N_{1b} + N_{0b}$ , which means that the two sensitive groups share the equal size. Therefore, a more balanced dataset will obtain a tighter  $|\widehat{DDP}|$  upper bound. Similarly, comparing to Theorem 2, we discover that those  $k$  points in Theorem 2 relaxed the original bound by a relaxation factor. The coefficient of the relaxation factor  $\frac{1}{2} \left( \frac{N}{N_{1a} + N_{0a}} + \frac{N}{N_{1b} + N_{0b}} \right) \geq 2$ , and the equality holds if and only if  $N_{1a} + N_{0a} = N_{1b} + N_{0b}$ . So, if we use a balanced dataset, then  $N_{1a} + N_{0a}$  and  $N_{1b} + N_{0b}$  are close to each other, thus making the fairness bounded tighter. The imbalance issue also applies to other surrogates and one can balance the dataset in advance to achieve better fairness performance, for example, by upsampling the minority sensitive group and downsampling the majority group, which are both validated in our experiments.

## 5.2 Balanced Surrogates

The naive fairness-aware training framework can be formulated as

$$\min L(\theta, \mathbf{x}, y) + \lambda \cdot \widehat{DDP}, \quad (6)$$

where  $L(\theta, \mathbf{x}, y)$  is the loss function for accuracy,  $\widehat{DDP}$  is the fairness regularization and  $\lambda > 0$  is the coefficient. Recall that whether  $\widehat{DDP}$  is an appropriate estimation of DP

depends on  $\phi$  in (2). Thus, the existence of surrogate-fairness gap motivates us that it is still necessary to reduce ‘‘gap’’ to improve fairness.

Our balanced surrogates approach mitigates unfairness by treating different sensitive groups differently using a parameter being updated during training. The key idea of the updating procedure is *making the magnitude of ‘‘gap’’ as small as possible*. It is a general plug-and-play learning paradigm for training framework using fairness surrogate functions like (6), which is validated in the experiments.

Specifically, we consider different surrogates for two sensitive groups, i.e.,

$$\phi(d_\theta(\mathbf{x}_i)) = \begin{cases} \phi_1(d_\theta(\mathbf{x}_i)), & z_i = +1. \\ \phi_2(d_\theta(\mathbf{x}_i)), & z_i = -1. \end{cases} \quad (7)$$

With (7), we rewrite (2) as:

$$\widehat{DDP} = \frac{\sum_{\mathcal{N}_{1a}, \mathcal{N}_{0a}} \phi_1(d_\theta(\mathbf{x}))}{N_{1a} + N_{0a}} - \frac{\sum_{\mathcal{N}_{1b}, \mathcal{N}_{0b}} \phi_2(d_\theta(\mathbf{x}))}{N_{1b} + N_{0b}}, \quad (8)$$

For simplicity, we assume

$$\phi_2(x) = \lambda \phi_1(x), \quad (9)$$

where  $\lambda \geq 0$  is the *balance factor* to be updated to reduce the gap. Our objective is

$$\widehat{DDP} - \widetilde{DDP} = 0, \quad (10)$$

which is equivalent to a Surrogate-fairness Gap of zero. Plug equations (1), (8) and (9) into the equation (10), we then solve for  $\lambda$ :

$$\lambda = \frac{(N_{1b} + N_{0b}) \sum_{\mathcal{N}_{1a}, \mathcal{N}_{0a}} \phi_1(d_\theta(\mathbf{x})) - (N_{1a}N_{0b} - N_{0a}N_{1b})}{(N_{1a} + N_{0a}) \sum_{\mathcal{N}_{1b}, \mathcal{N}_{0b}} \phi_1(d_\theta(\mathbf{x}))} \quad (11)$$

In this way, we can first specify  $\phi_1$  in (7), initiate  $\lambda$  as  $\lambda_0$ , and train an unconstrained classifier with the produced  $\theta_0$  as the start point of the iteration. Then we iteratively solve (6) and compute (11) until convergence. In order to avoid oscillation and accelerate the convergence, we use exponential smoothing for  $\lambda$ :

$$\lambda_t = \begin{cases} \lambda_0, & t = 0. \\ \alpha \lambda'_t + (1 - \alpha) \lambda_{t-1}, & t = 1, 2, \dots, N. \end{cases} \quad (12)$$

Where  $\lambda'_t$  comes from (11) after  $t$  iterations,  $\lambda_t$  is the result of  $\lambda'_t$  after exponential smoothing and  $0 \leq \alpha \leq 1$  is the smoothing factor. Notice that  $\lambda \leq 0$  is meaningless, so when this happens, we abandon this algorithm and set  $\lambda_t$  to 1, which recovers (6). When the difference of  $\lambda_t$  between two successive iterations is less than a termination threshold  $\eta$ , the algorithm is over. If we choose the smoothing factor  $\alpha$  and the termination threshold  $\eta$  properly, then the loop will terminate after a few runs. The algorithmic representation of the balanced surrogates can be found in Appendix D.

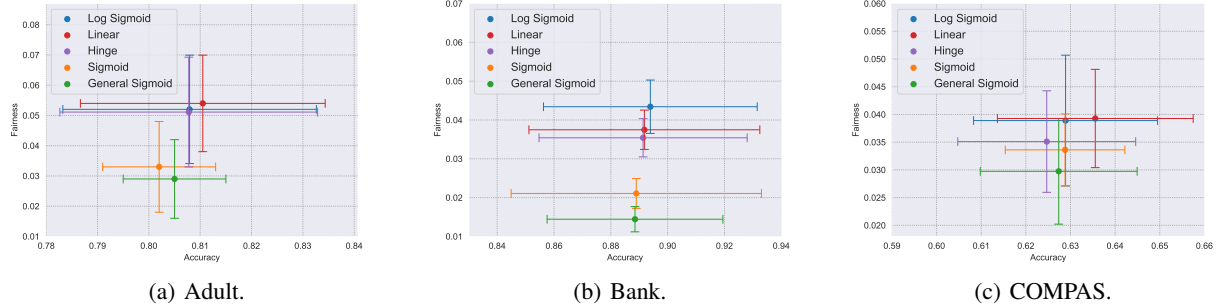


Figure 3: Results of different surrogate functions.

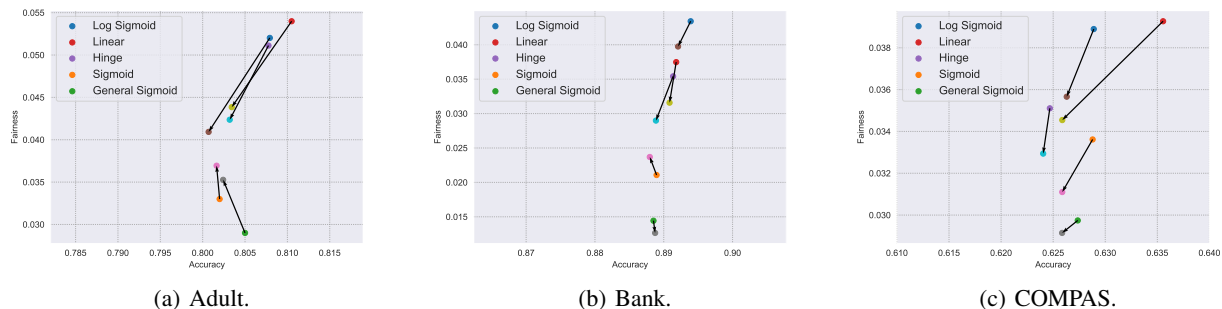


Figure 4: Results of applying balanced surrogate to different surrogate functions. The arrow starts with the result of a surrogate and ends with the result of the same surrogate function using balanced surrogate method.

## 6 Experiments

### 6.1 Experimental Setup

**Dataset.** We use three real-world datasets: Adult (Kohavi 1996), Bank Marketing (S. Moro and Rita 2014) and COMPAS (Julia Angwin and Kirchner 2016), which are commonly used in fairness literature. The details of these datasets are in Appendix E.1.

**Baseline.** In addition to an unconstrained logistic regression classifier (denoted as ‘Unconstrained’), we compare our general sigmoid surrogate (denoted as ‘General Sigmoid’) with other four surrogate functions below, which have also appeared in Figure 1.

- Linear surrogate (CP)  $\phi(x) = x$  (Zafar et al. 2017c) (denoted as ‘Linear’).
- Sigmoid surrogate  $\phi(x) = \sigma(x)$  (Bendekgey and Sudderth 2021) (denoted as ‘Sigmoid’).
- Log-sigmoid surrogate  $\phi(x) = -\log \sigma(-x)$  (Bendekgey and Sudderth 2021) (denoted as ‘Log-Sigmoid’).
- Hinge-like surrogate  $\phi(x) = \max(x + 1, 0)$  (denoted as ‘Hinge’).

### 6.2 Learning Fair Classifiers

We conduct two main experiments. One is the comparison among general sigmoid surrogate and other surrogate func-

tions on classification tasks. The other is validating the effect of balanced surrogates method by applying it to different surrogate functions. Following (Bendekgey and Sudderth 2021), a linear classifier is used as the base classifier. The dataset is randomly divided into training set (70%), validation set (5%) and test set (25%). The parameter setting is described in Appendix E.3. We report two metrics on the test set:  $|\widehat{DDP}|$  (lower is better) and accuracy (higher is better), and standard deviation is shown for the metrics.

### 6.3 Main Results

The results are in Figures 3-4. Some error bars are omitted for a better presentation. Refer to Appendix E.5 for specific numerical results of all three datasets.

**General Sigmoid Surrogate.** In Figure 3, on the one hand, we observe that the general sigmoid surrogate achieves better fairness than unbounded surrogate functions (Log sigmoid, Linear and Hinge), which indicates that the general sigmoid surrogate does effectively shorten the surrogate-fairness gap and therefore improve fairness. On the other hand, comparing to the sigmoid surrogate function, our proposed surrogate not only further reduces the gap, but it is also more flexible. So it can consistently improve fairness than the sigmoid surrogate.

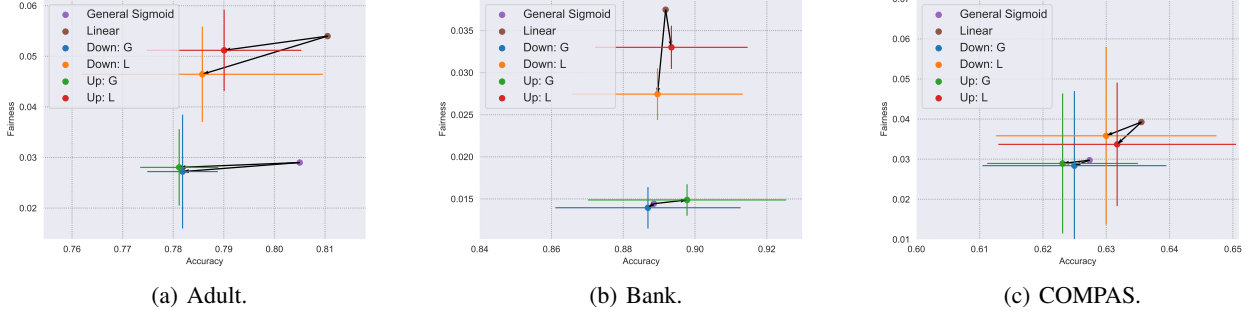


Figure 5: The result of balanced dataset. 'G' and 'L' indicates general sigmoid surrogate and linear surrogate, respectively. 'Up' and 'Down' correspond to upsampling and downsampling, respectively.

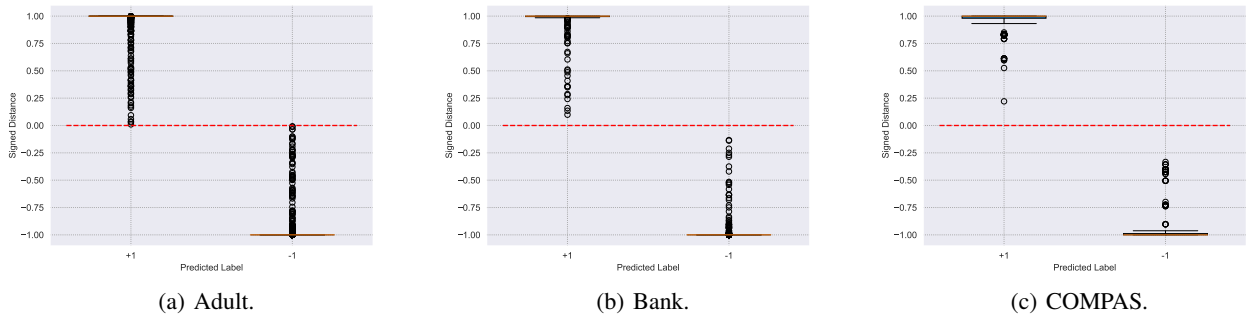


Figure 6: Boxplots for three datasets with general sigmoid surrogate. +1 and -1 represent the predicted label. The red dashed line means  $d_\theta(\mathbf{x}) = 0$ . The orange line in the box is the median. The median line almost overlaps with the box itself.

**Balanced Surrogates Method.** In Figure 4, we observe that balanced surrogates method succeeds in improving fairness of unbounded surrogate functions but sometimes slightly compromising fairness of bounded surrogate functions. For the reason of this phenomenon, fairness-aware algorithms aim to reduce  $|\widehat{DDP}|$ . However, an infinitesimal  $|\widehat{DDP}|$  is not always better. In Appendix A.4, we show in Theorem 3 that there is still a discrepancy between  $\widehat{DDP}$  and  $DDP$ , indicating that a small enough  $|\widehat{DDP}|$  is not equivalent to a small  $|\widehat{DDP}|$ . When the “gap” is large (such as the unbounded surrogate functions), balanced surrogates method can effectively reduce “gap” and achieves a fairer result. But when the “gap” is limited (such as sigmoid and general sigmoid), an infinitesimal magnitude of “gap” may sometimes undermine fairness instead.

## 6.4 Insights from the Theorems

**Large Margin Points Issue.** The boxplot with our general sigmoid surrogate is shown in Figure 6. Recall that with an unbounded surrogate function  $\phi$  in (2), the large margin points will influence the “gap”. Comparing to Figure 2, we found that now the large margin points shown in the boxplots are the points with too *small*  $D_\theta(\mathbf{x})$ . They have a mi-

nor impact on the “gap” mentioned before because they are bounded. Overall, the general sigmoid surrogate successfully deals with the points with too large  $D_\theta(\mathbf{x})$ .

**Balanced Dataset.** From the perspective of sensitive attribute, the Adult dataset is an *imbalanced* dataset: there are 32650 male instances and 16192 female instances. The ratio of the two groups is approximately 2:1. The Bank Marketing and COMPAS datasets also suffer from the imbalance issue. The ratio of the two groups are 39210:1978 (about 20:1) and 3175:2103 (about 3:2), respectively. Such imbalanced datasets lead to a loose bound in Theorem 2. We randomly split the dataset into training set (70%) and test set (30%). According to the number of minority group, we conduct two experiments: *Downsampling* and *Upsampling*, which means randomly downsampling (upsampling) the majority (minority) group in the original training set and form the new training set to make two demographic groups more balanced. Refer to Appendix E.4 for the details of our sampling schemes. The test set is partitioned in advance so that it is still imbalanced. We choose an unbounded surrogate function: Linear, and our bounded surrogate: general sigmoid.

The results in Figure 5 show that downsampling the majority group and upsampling the minority group contribute to a balanced dataset and a fairer result. However, in our

experiments here, downsampling will lead to reduction of the training set, and upsampling will lead to replication of the training set, which may cause underfitting and overfitting problems, respectively. So the accuracy sometimes decreases. In conclusion, before fairness-aware training, we suggest using fair data augmentation strategies to obtain a balanced dataset, such as Fair Mixup (Chuang and Mroueh 2021), and advanced algorithms for the data imbalance issue, such as SMOTE (Chawla et al. 2002).

## 7 Conclusion

In this paper, we research on surrogate functions in algorithmic fairness. We derive the surrogate-fairness gap between DP and CP. With boxplots, we find that unbounded surrogates are especially faced with the large margin points issue, which further amplify the “gap”. To address these challenges, we propose general sigmoid surrogate with theoretically validated fairness guarantees to deal with large margin points and reduce the “gap”. The theoretical analysis further provides insights to the community that dealing with the large margin points issue as well as obtaining a more balanced dataset contribute to a fairer classifier. We further elaborate balanced surrogates method, which is an iterative algorithm to reduce the gap during training. It is also applicable to other fairness surrogate functions. Finally, our experiments using three real-world datasets not only validate the insights of our theorems, but also show that our methods get better fairness performance.

## Acknowledgement

This work is supported by the National Natural Science Foundation of China No.62076234; the Beijing Natural Science Foundation No.4222029; the “Intelligent Social Governance Interdisciplinary Platform, Major Innovation & Planning Interdisciplinary Platform for the “Double First Class” Initiative, Renmin University of China”; the Beijing Outstanding Young Scientist Program No.BJJWZYJH012019100020098; the Public Computing Cloud, Renmin University of China; the Fundamental Research Funds for the Central Universities, and the Research Funds of Renmin University of China No.2021030199; the Huawei-Renmin University joint program on Information Retrieval; the Unicom Innovation Ecological Cooperation Plan; the CCF-Huawei Populus Grove Fund; and the National Key Research and Development Project (Grant No.2022YFB2703102).

## References

Agarwal, A.; Beygelzimer, A.; Dudik, M.; Langford, J.; and Wallach, H. 2018. A Reductions Approach to Fair Classification. In *Proceedings of the 35th International Conference on Machine Learning*.

Barocas, S.; Hardt, M.; and Narayanan, A. 2019. *Fairness and Machine Learning*. fairmlbook.org. <http://www.fairmlbook.org>.

Barocas, S.; and Selbst, A. D. 2016. Big Data’s Disparate Impact. *California law review*, 671–732.

Bechavod, Y.; and Ligett, K. 2017. Penalizing Unfairness in Binary Classification. *arXiv preprint arXiv:1707.00044*.

Bendekgey, H.; and Sudderth, E. B. 2021. Scalable and Stable Surrogates for Flexible Classifiers with Fairness Constraints. In *Advances in Neural Information Processing Systems*.

Berk, R.; Heidari, H.; Jabbari, S.; Joseph, M.; Kearns, M.; Morgenstern, J.; Neel, S.; and Roth, A. 2017. A Convex Framework for Fair Regression. In *Fairness, Accountability, and Transparency in Machine Learning (FATML)*.

Calders, T.; Kamiran, F.; and Pechenizkiy, M. 2009. Building Classifiers with Independency Constraints. In *2009 IEEE International Conference on Data Mining Workshops*.

Calmon, F. P.; Wei, D.; Vinzamuri, B.; Ramamurthy, K. N.; and Varshney, K. R. 2017. Optimized Pre-Processing for Discrimination Prevention. In *Advances in Neural Information Processing Systems*.

Caton, S.; and Haas, C. 2020. Fairness in machine learning: A survey. *arXiv preprint arXiv:2010.04053*.

Chawla, N. V.; Bowyer, K. W.; Hall, L. O.; and Kegelmeyer, W. P. 2002. SMOTE: synthetic minority over-sampling technique. *Journal of artificial intelligence research*, 16: 321–357.

Chuang, C.-Y.; and Mroueh, Y. 2021. Fair mixup: Fairness via interpolation. In *Proceedings of the International Conference on Machine Learning*.

Ding, J.; Zhang, X.; Li, X.; Wang, J.; Yu, R.; and Pan, M. 2020. Differentially Private and Fair Classification via Calibrated Functional Mechanism. *Proceedings of the AAAI Conference on Artificial Intelligence*.

Donini, M.; Oneto, L.; Ben-David, S.; Shawe-Taylor, J. S.; and Pontil, M. 2018. Empirical Risk Minimization Under Fairness Constraints. In *Advances in Neural Information Processing Systems*.

Feldman, M.; Friedler, S. A.; Moeller, J.; Scheidegger, C.; and Venkatasubramanian, S. 2015. Certifying and Removing Disparate Impact. In *Proceedings of the 21th ACM SIGKDD International Conference on Knowledge Discovery and Data Mining*.

Fish, B.; Kun, J.; and Ádám D. Lelkes. 2016. A Confidence-Based Approach for Balancing Fairness and Accuracy. In *Proceedings of the 2016 SIAM International Conference on Data Mining*.

Gallegos, I. O.; Rossi, R. A.; Barrow, J.; Tanjim, M. M.; Kim, S.; Dernoncourt, F.; Yu, T.; Zhang, R.; and Ahmed, N. K. 2023. Bias and Fairness in Large Language Models: A Survey. *arXiv:2309.00770*.

Goh, G.; Cotter, A.; Gupta, M.; and Friedlander, M. P. 2016. Satisfying Real-world Goals with Dataset Constraints. In *Advances in Neural Information Processing Systems*.

Hardt, M.; Price, E.; and Srebro, N. 2016. Equality of Opportunity in Supervised Learning. In *Proceedings of the 30th International Conference on Neural Information Processing Systems*.



- Julia Angwin, S. M., Jeff Larson; and Kirchner, L. 2016. Machine Bias: There's software used across the country to predict future criminals. And it's biased against blacks. ProPublica.
- Kamiran, F.; and Calders, T. 2011. Data Pre-Processing Techniques for Classification without Discrimination. *Knowledge and Information Systems*.
- Kamiran, F.; Karim, A.; and Zhang, X. 2012. Decision Theory for Discrimination-Aware Classification. In *2012 IEEE 12th International Conference on Data Mining*.
- Kamishima, T.; Akaho, S.; Asoh, H.; and Sakuma, J. 2012. Fairness-Aware Classifier with Prejudice Remover Regularizer. In *Proceedings of the 2012th European Conference on Machine Learning and Knowledge Discovery in Databases - Volume Part II*.
- Kohavi, R. 1996. Scaling up the Accuracy of Naive-Bayes Classifiers: A Decision-Tree Hybrid. In *Proceedings of the Second International Conference on Knowledge Discovery and Data Mining*.
- Lohaus, M.; Perrot, M.; and Luxburg, U. V. 2020. Too Relaxed to Be Fair. In *Proceedings of the 37th International Conference on Machine Learning*.
- Mehrabi, N.; Morstatter, F.; Saxena, N.; Lerman, K.; and Galstyan, A. 2021. A survey on bias and fairness in machine learning. *ACM Computing Surveys*, 54: 1–35.
- Padh, K.; Antognini, D.; Lejal-Glaude, E.; Faltings, B.; and Musat, C. 2021. Addressing fairness in classification with a model-agnostic multi-objective algorithm. In *Proceedings of the Thirty-Seventh Conference on Uncertainty in Artificial Intelligence*.
- Radovanović, S.; Delibasić, B.; and Suknović, M. 2022. Do we Reach Desired Disparate Impact with In-Processing Fairness Techniques? *Procedia Computer Science*, 214: 257–264.
- S. Moro, P. C.; and Rita, P. 2014. A Data-Driven Approach to Predict the Success of Bank Telemarketing.
- Wu, Y.; Zhang, L.; and Wu, X. 2019. On Convexity and Bounds of Fairness-Aware Classification. In *The World Wide Web Conference*.
- Zafar, M. B.; Valera, I.; Gomez Rodriguez, M.; and Gummadi, K. P. 2017a. Fairness Beyond Disparate Treatment & Disparate Impact. *Proceedings of the 26th International Conference on World Wide Web*.
- Zafar, M. B.; Valera, I.; Gomez-Rodriguez, M.; and Gummadi, K. P. 2019. Fairness Constraints: A Flexible Approach for Fair Classification. *Journal of Machine Learning Research*.
- Zafar, M. B.; Valera, I.; Rodriguez, M. G.; Gummadi, K. P.; and Weller, A. 2017b. From Parity to Preference-Based Notions of Fairness in Classification. In *Proceedings of the 31st International Conference on Neural Information Processing Systems*.
- Zafar, M. B.; Valera, I.; Rogriguez, M. G.; and Gummadi, K. P. 2017c. Fairness Constraints: Mechanisms for Fair Classification. In *Proceedings of the 20th International Conference on Artificial Intelligence and Statistics*.
- Zemel, R.; Wu, Y.; Swersky, K.; Pitassi, T.; and Dwork, C. 2013. Learning Fair Representations. In *Proceedings of the 30th International Conference on Machine Learning*.
- Zhang, T.; Zhu, T.; Han, M.; Li, J.; Zhou, W.; and Yu, P. S. 2020. Fairness Constraints in Semi-supervised Learning. *arXiv preprint arXiv:2009.06190*.
- Zhao, C.; Li, C.; Li, J.; and Chen, F. 2020. Fair Meta-Learning For Few-Shot Classification. In *2020 IEEE International Conference on Knowledge Graph (ICKG)*.

# Contents

<b>1</b>	<b>Introduction</b>	<b>1</b>
<b>2</b>	<b>Related Work</b>	<b>2</b>
<b>3</b>	<b>Preliminaries</b>	<b>2</b>
3.1	Fairness-aware Classification . . . . .	2
3.2	Surrogate Functions . . . . .	3
<b>4</b>	<b>Two Unsolved Problems</b>	<b>3</b>
4.1	The Surrogate-fairness Gap . . . . .	3
4.2	The Large Margin Points . . . . .	3
<b>5</b>	<b>Our Approach</b>	<b>4</b>
5.1	General Sigmoid Surrogates . . . . .	4
5.2	Balanced Surrogates . . . . .	5
<b>6</b>	<b>Experiments</b>	<b>6</b>
6.1	Experimental Setup . . . . .	6
6.2	Learning Fair Classifiers . . . . .	6
6.3	Main Results . . . . .	6
6.4	Insights from the Theorems . . . . .	7
<b>7</b>	<b>Conclusion</b>	<b>8</b>
<b>A</b>	<b>Proof for the Main Paper</b>	<b>11</b>
A.1	The Step-by-step Derivation about (3) . . . . .	11
A.2	Proof of Theorem 1 . . . . .	11
A.3	Proof of Theorem 2 . . . . .	12
A.4	Risk Bound . . . . .	13
<b>B</b>	<b>Extension to Other Fairness Definitions and Surrogate Functions</b>	<b>14</b>
B.1	Extension to Other Fairness Surrogate Functions . . . . .	14
B.2	Fairness Definitions . . . . .	14
B.3	Deeper Understanding of the Covariance Proxy . . . . .	15
B.4	Proof for Disparate Mistreatment . . . . .	15
B.5	Balance for Positive(Negative) Class . . . . .	21
<b>C</b>	<b>Other Related Work</b>	<b>23</b>
<b>D</b>	<b>Balanced Surrogate</b>	<b>23</b>
<b>E</b>	<b>Further Experimental Details and Results</b>	<b>23</b>
E.1	Datasets . . . . .	23
E.2	Details in Figure 2 . . . . .	24
E.3	The Parameters . . . . .	24
E.4	Upsampling and Downsampling . . . . .	24
E.5	Numerical Results of Figure 3-4 . . . . .	24
<b>F</b>	<b>Further Analysis</b>	<b>26</b>
F.1	Biased Estimation of CP . . . . .	26
F.2	Proof of Section F.1 . . . . .	26

## A Proof for the Main Paper

### A.1 The Step-by-step Derivation about (3)

This is the proof for the claim that, when degenerating  $\phi(x) = x$  (it is a linear function), we have  $\widetilde{DDP}(\phi) \propto \widehat{Cov}(\phi)$ .

$$\begin{aligned}
& \underbrace{\frac{1}{N} \sum_{i=1}^N (z_i - \bar{z}) d_\theta(\mathbf{x}_i)}_{\widehat{Cov}(\phi), \text{ where } \phi(x)=x.} \\
&= \frac{1}{N} \left[ (1 - \bar{z}) \sum_{\mathcal{N}_{1a}, \mathcal{N}_{0a}} d_\theta(\mathbf{x}_i) + (-1 - \bar{z}) \sum_{\mathcal{N}_{1b}, \mathcal{N}_{0b}} d_\theta(\mathbf{x}_i) \right] \\
&= \frac{1}{N} \left[ \left( 1 - \frac{N_{1a} + N_{0a} - N_{1b} - N_{0b}}{N} \right) \sum_{\mathcal{N}_{1a}, \mathcal{N}_{0a}} d_\theta(\mathbf{x}_i) + \left( -1 - \frac{N_{1a} + N_{0a} - N_{1b} - N_{0b}}{N} \right) \sum_{\mathcal{N}_{1b}, \mathcal{N}_{0b}} d_\theta(\mathbf{x}_i) \right] \\
&= \frac{2}{N^2} \left[ (N_{1b} + N_{0b}) \sum_{\mathcal{N}_{1a}, \mathcal{N}_{0a}} d_\theta(\mathbf{x}_i) - (N_{1a} + N_{0a}) \sum_{\mathcal{N}_{1b}, \mathcal{N}_{0b}} d_\theta(\mathbf{x}_i) \right] \\
&= \underbrace{\frac{2(N_{1a} + N_{0a})(N_{1b} + N_{0b})}{N^2}}_{\text{constant}} \underbrace{\left( \frac{\sum_{\mathcal{N}_{1a}, \mathcal{N}_{0a}} d_\theta(\mathbf{x}_i)}{N_{1a} + N_{0a}} - \frac{\sum_{\mathcal{N}_{1b}, \mathcal{N}_{0b}} d_\theta(\mathbf{x}_i)}{N_{1b} + N_{0b}} \right)}_{\widetilde{DDP}(\phi), \text{ where } \phi(x)=x.}. \tag{13}
\end{aligned}$$

The proof is complete.

Furthermore, in fact, we have  $\widetilde{DDP}(\phi) \propto \widehat{Cov}(\phi)$  holds for all  $\phi$ . But for the original CP (Zafar et al. 2017c),  $\phi(x) = x$  is the default. So the original CP is equivalent to linear surrogate because  $\phi(x) = x$ . Similar proof is also explained in previous work (Lohaus, Perrot, and Luxburg 2020; Bendekgy and Sudderth 2021), where they call it ‘‘linear relaxations’’.

### A.2 Proof of Theorem 1

It is connected to the derivation above.

$$\begin{aligned}
\frac{1}{N} \sum_{i=1}^N (z_i - \bar{z}) d_\theta(\mathbf{x}_i) &= \frac{2(N_{1a} + N_{0a})(N_{1b} + N_{0b})}{N^2} \left( \frac{\sum_{\mathcal{N}_{1a}, \mathcal{N}_{0a}} d_\theta(\mathbf{x}_i)}{N_{1a} + N_{0a}} - \frac{\sum_{\mathcal{N}_{1b}, \mathcal{N}_{0b}} d_\theta(\mathbf{x}_i)}{N_{1b} + N_{0b}} \right) \\
&= \frac{2(N_{1a} + N_{0a})(N_{1b} + N_{0b})}{N^2} \left( \frac{\sum_{\mathcal{N}_{1a}} D_\theta(\mathbf{x}_i) - \sum_{\mathcal{N}_{0a}} D_\theta(\mathbf{x}_i)}{N_{1a} + N_{0a}} - \frac{\sum_{\mathcal{N}_{1b}} D_\theta(\mathbf{x}_i) - \sum_{\mathcal{N}_{0b}} D_\theta(\mathbf{x}_i)}{N_{1b} + N_{0b}} \right). \tag{14}
\end{aligned}$$

Define  $T_{1a} = \sum_{\mathcal{N}_{1a}} D_\theta(\mathbf{x}_i) - N_{1a} = \sum_{\mathcal{N}_{1a}} (D_\theta(\mathbf{x}_i) - 1)$ . It is similar for  $T_{1b}, T_{0a}, T_{0b}$ . The key idea of the following several lines is using absolute value inequality to derive the upper bound of  $|\widetilde{DDP}|$ . The process of mathematical derivation for (16) mainly includes basic algebraic operations, equivalent substitution and absolute value inequalities.

**An inequality.** We now analyze the term in the bracket in (14) by limiting it with a parameter  $\delta > 0$ :

$$\begin{aligned}
& \left| \frac{\sum_{\mathcal{N}_{1a}} D_\theta(\mathbf{x}_i) - \sum_{\mathcal{N}_{0a}} D_\theta(\mathbf{x}_i)}{N_{1a} + N_{0a}} - \frac{\sum_{\mathcal{N}_{1b}} D_\theta(\mathbf{x}_i) - \sum_{\mathcal{N}_{0b}} D_\theta(\mathbf{x}_i)}{N_{1b} + N_{0b}} \right| \leq \delta \tag{15} \\
\Rightarrow & \left| \frac{N_{1a} - N_{0a}}{N_{1a} + N_{0a}} - \frac{N_{1b} - N_{0b}}{N_{1b} + N_{0b}} + \frac{N_{0a} - N_{1a} + \sum_{\mathcal{N}_{1a}} D_\theta(\mathbf{x}_i) - \sum_{\mathcal{N}_{0a}} D_\theta(\mathbf{x}_i)}{N_{1a} + N_{0a}} + \frac{N_{1b} - N_{0b} - \sum_{\mathcal{N}_{1b}} D_\theta(\mathbf{x}_i) + \sum_{\mathcal{N}_{0b}} D_\theta(\mathbf{x}_i)}{N_{1b} + N_{0b}} \right| \leq \delta \\
\Rightarrow & \left| \frac{N_{1a} - N_{0a}}{N_{1a} + N_{0a}} - \frac{N_{1b} - N_{0b}}{N_{1b} + N_{0b}} \right| \\
& \leq \delta + \left| \frac{N_{0a} - N_{1a} + \sum_{\mathcal{N}_{1a}} D_\theta(\mathbf{x}_i) - \sum_{\mathcal{N}_{0a}} D_\theta(\mathbf{x}_i)}{N_{1a} + N_{0a}} + \frac{N_{1b} - N_{0b} - \sum_{\mathcal{N}_{1b}} D_\theta(\mathbf{x}_i) + \sum_{\mathcal{N}_{0b}} D_\theta(\mathbf{x}_i)}{N_{1b} + N_{0b}} \right| \\
\Rightarrow & \left| \frac{N_{1a} - N_{0a}}{N_{1a} + N_{0a}} - \frac{N_{1b} - N_{0b}}{N_{1b} + N_{0b}} \right|
\end{aligned}$$

$$\begin{aligned}
&\leq \delta + \left| \frac{(\sum_{\mathcal{N}_{1a}} D_\theta(\mathbf{x}_i) - N_{1a}) - (\sum_{\mathcal{N}_{0a}} D_\theta(\mathbf{x}_i) - N_{0a})}{N_{1a} + N_{0a}} + \frac{(\sum_{\mathcal{N}_{0b}} D_\theta(\mathbf{x}_i) - N_{0b}) - (\sum_{\mathcal{N}_{1b}} D_\theta(\mathbf{x}_i) - N_{1b})}{N_{1b} + N_{0b}} \right| \\
&\Rightarrow \left| \frac{N_{1a} - \mathcal{N}_{0a}}{N_{1a} + N_{0a}} - \frac{N_{1b} - N_{0b}}{N_{1b} + N_{0b}} \right| \leq \delta + \left| \frac{T_{1a} - T_{0a}}{N_{1a} + N_{0a}} + \frac{T_{0b} - T_{1b}}{N_{1b} + N_{0b}} \right| \\
&\Rightarrow \left| \frac{N_{1a}}{N_{1a} + N_{0a}} - \left(1 - \frac{N_{1a}}{N_{1a} + N_{0a}}\right) - \frac{N_{1b}}{N_{1b} + N_{0b}} + \left(1 - \frac{N_{1b}}{N_{1b} + N_{0b}}\right) \right| \leq \delta + \left| \frac{T_{1a} - T_{0a}}{N_{1a} + N_{0a}} + \frac{T_{0b} - T_{1b}}{N_{1b} + N_{0b}} \right| \\
&\Rightarrow \left| \widehat{DDP} \right| = \left| \frac{N_{1a}}{N_{1a} + N_{0a}} - \frac{N_{1b}}{N_{1b} + N_{0b}} \right| \leq \frac{1}{2} \left( \delta + \left| \frac{T_{1a} - T_{0a}}{N_{1a} + N_{0a}} + \frac{T_{0b} - T_{1b}}{N_{1b} + N_{0b}} \right| \right). \tag{16}
\end{aligned}$$

The inequality (16) will be used later to prove (18).

**How to choose  $\delta$ .** If we plug (14) into (15) and multiply both sides in this equation by  $\frac{2(N_{1a} + N_{0a})(N_{1b} + N_{0b})}{N^2}$ , then we have

$$\left| \frac{1}{N} \sum_{i=1}^N (z_i - \bar{z}) d_\theta(\mathbf{x}_i) \right| \leq \frac{2(N_{1a} + N_{0a})(N_{1b} + N_{0b})}{N^2} \delta.$$

Comparing it with the constraint  $|\widehat{Cov}| \leq \epsilon$ , we know how to choose  $\delta$  in (15):

$$\delta = \frac{N^2}{2(N_{1a} + N_{0a})(N_{1b} + N_{0b})} \epsilon. \tag{17}$$

### About the assumption.

- Now we begin to use the assumption  $G(D_\theta(\mathbf{x})) \in [1 - \gamma, 1]$ . A relaxed version of such assumption is  $G(D_\theta(\mathbf{x})) \in [1 - \gamma, 1 + \gamma]$ . If the theorem holds with the relaxed version, then it also holds for the original assumption.
- With the function  $G$ , the relaxed version  $G(D_\theta(\mathbf{x})) \in [1 - \gamma, 1 + \gamma]$  is equivalent to forcing  $D_\theta(\mathbf{x}) \in [1 - \gamma, 1 + \gamma]$  without  $G$  because  $D_\theta(\mathbf{x})$  and  $T_{1a}$  are intermediate variables in the proof. In order to define less other symbols to facilitate understanding, we use the assumption  $D_\theta(\mathbf{x}) \in [1 - \gamma, 1 + \gamma]$  in the following proof below. From the perspective of a rigorous proof, *this does not affect the validity of the proof itself*.

With  $D_\theta(\mathbf{x}) \in [1 - \gamma, 1 + \gamma]$ ,  $T_{1a} \in [-N_{1a}\gamma, N_{1a}\gamma]$  and  $T_{0a} \in [-N_{0a}\gamma, N_{0a}\gamma]$  hold. In other words,  $\frac{T_{1a} - T_{0a}}{N_{1a} + N_{0a}} \in [-\gamma, \gamma]$  and  $\frac{T_{0b} - T_{1b}}{N_{1b} + N_{0b}} \in [-\gamma, \gamma]$ , which means that:

$$\left| \frac{T_{1a} - T_{0a}}{N_{1a} + N_{0a}} + \frac{T_{0b} - T_{1b}}{N_{1b} + N_{0b}} \right| \in [0, 2\gamma].$$

So with (16), we have

$$\left| \widehat{DDP} \right| = \left| \frac{N_{1a}}{N_{1a} + N_{0a}} - \frac{N_{1b}}{N_{1b} + N_{0b}} \right| \leq \frac{1}{2} \left( \delta + \left| \frac{T_{1a} - T_{0a}}{N_{1a} + N_{0a}} + \frac{T_{0b} - T_{1b}}{N_{1b} + N_{0b}} \right| \right) \leq \frac{1}{2} \delta + \gamma. \tag{18}$$

**In conclusion.** Finally, in conclusion,  $\forall \epsilon > 0$ , if

$$\left| \frac{1}{N} \sum_{i=1}^N (z_i - \bar{z}) d_\theta(\mathbf{x}_i) \right| \leq \epsilon,$$

then combining (17) and (18), we have

$$\left| \widehat{DDP} \right| \leq \frac{1}{2} \delta + \gamma = \frac{N^2}{4(N_{1a} + N_{0a})(N_{1b} + N_{0b})} \epsilon + \gamma.$$

The proof is complete.

### A.3 Proof of Theorem 2

*Proof.* The assumption is that there are  $k$  points satisfy  $G(D_\theta(\mathbf{x})) \in [0, 1 - \gamma]$  and others satisfy  $G(D_\theta(\mathbf{x})) \in [1 - \gamma, 1]$ .  $D_\theta(\mathbf{x})$  is only used as a symbol in the proof. Therefore, from the perspective of a rigorous proof, an unconstrained  $D_\theta(\mathbf{x})$  with  $G$  is equivalent to a constrained  $D_\theta(\mathbf{x})$  without  $G$ . Thus, in order to define less other symbols to facilitate understanding, we use the assumption that there are  $k$  points satisfy  $D_\theta(\mathbf{x}) \in [0, 1 - \gamma]$  and others satisfy  $D_\theta(\mathbf{x}) \in [1 - \gamma, 1]$  in the following proof below, *but this does not affect the validity of the proof itself*.

The number of points satisfying  $D_\theta(\mathbf{x}) \in [0, 1 - \gamma]$  in the four groups are denoted as  $\mathcal{N}_{1a}, \mathcal{N}_{1b}, \mathcal{N}_{0a}, \mathcal{N}_{0b}$  respectively.



So There holds  $D_\theta(\mathbf{x}) - 1 \in [-1, -\gamma]$  for them and  $D_\theta(\mathbf{x}) - 1 \in [-\gamma, 0]$  for others. Note that

$$U_{1a} + U_{1b} + U_{0a} + U_{0b} = k.$$

We have

$$T_{1a} = \sum_{N_{1a}} (D_\theta(\mathbf{x}) - 1) \in [-U_{1a} - (N_{1a} - U_{1a})\gamma, -U_{1a}\gamma],$$

and it is similar for  $T_{1b}, T_{0a}, T_{0b}$ . So

$$\frac{T_{1a} - T_{0a}}{N_{1a} + N_{0a}} \in \left[ \frac{-N_{1a}\gamma - U_{1a} + (U_{1a} + U_{0a})\gamma}{N_{1a} + N_{0a}}, \frac{N_{0a}\gamma + U_{0a} - (U_{1a} + U_{0a})\gamma}{N_{1a} + N_{0a}} \right].$$

For the lower bound:

$$\begin{aligned} \frac{-N_{1a}\gamma - U_{1a} + (U_{1a} + U_{0a})\gamma}{N_{1a} + N_{0a}} &= \frac{-N_{1a}\gamma}{N_{1a} + N_{0a}} + \frac{(U_{1a} + U_{0a})\gamma - U_{1a}}{N_{1a} + N_{0a}} \\ &\geq -\gamma + \frac{(U_{1a} + U_{0a})\gamma - U_{1a}}{N_{1a} + N_{0a}} \\ &\geq -\gamma - \frac{U_{1a}}{N_{1a} + N_{0a}} \\ &\geq -\gamma - \frac{k}{N_{1a} + N_{0a}}. \end{aligned} \tag{19}$$

For the upper bound:

$$\begin{aligned} \frac{N_{0a}\gamma + U_{0a} - (U_{1a} + U_{0a})\gamma}{N_{1a} + N_{0a}} &= \frac{N_{0a}\gamma}{N_{1a} + N_{0a}} + \frac{U_{0a} - (U_{1a} + U_{0a})\gamma}{N_{1a} + N_{0a}} \\ &\leq \gamma + \frac{U_{0a} - (U_{1a} + U_{0a})\gamma}{N_{1a} + N_{0a}} \\ &\leq \gamma + \frac{U_{0a}}{N_{1a} + N_{0a}} \\ &\leq \gamma + \frac{k}{N_{1a} + N_{0a}}. \end{aligned} \tag{20}$$

Therefore, we have

$$\frac{T_{1a} - T_{0a}}{N_{1a} + N_{0a}} \in \left[ -\gamma - \frac{k}{N_{1a} + N_{0a}}, \gamma + \frac{k}{N_{1a} + N_{0a}} \right],$$

and

$$\frac{T_{0b} - T_{1b}}{N_{1b} + N_{0b}} \in \left[ -\gamma - \frac{k}{N_{1b} + N_{0b}}, \gamma + \frac{k}{N_{1b} + N_{0b}} \right].$$

So

$$\left| \frac{T_{1a} - T_{0a}}{N_{1a} + N_{0a}} + \frac{T_{0b} - T_{1b}}{N_{1b} + N_{0b}} \right| \leq 2\gamma + \left( \frac{1}{N_{1a} + N_{0a}} + \frac{1}{N_{1b} + N_{0b}} \right) k. \tag{21}$$

The last step is similar to Appendix A.2, but a relaxation term is added. Combining (16) and (21) together, we have

$$\left| \widehat{DDP} \right| \leq \frac{N^2}{4(N_{1a} + N_{0a})(N_{1b} + N_{0b})} \epsilon + \gamma + \frac{1}{2} \left( \frac{1}{N_{1a} + N_{0a}} + \frac{1}{N_{1b} + N_{0b}} \right) k.$$

The proof is complete. □

#### A.4 Risk Bound

Now we show the risk bound of  $DDP$ .

**Theorem 3.** For a given constant  $\delta > 0$ , there holds:

$$P \left( \left| \widehat{DDP} - DDP \right| \leq t \right) \geq 1 - \delta,$$

where  $t = \sqrt{\frac{1}{2} \ln \frac{2}{\delta}} \cdot \sqrt{\frac{N}{(N-1)^2}}$ .

*Proof.* We know that

$$\begin{aligned}
\mathbb{E}(\widehat{DDP}) &= \mathbb{E}\left(\frac{\sum_{\mathcal{N}_{1a}, \mathcal{N}_{0a}} \mathbb{1}_{d_\theta(\mathbf{x}) > 0}}{N_{1a} + N_{0a}} - \frac{\sum_{\mathcal{N}_{1b}, \mathcal{N}_{0b}} \mathbb{1}_{d_\theta(\mathbf{x}) > 0}}{N_{1b} + N_{0b}}\right) \\
&= \frac{\sum_{\mathcal{N}_{1a}, \mathcal{N}_{0a}} \mathbb{E}(\mathbb{1}_{d_\theta(\mathbf{x}) > 0})}{N_{1a} + N_{0a}} - \frac{\sum_{\mathcal{N}_{1b}, \mathcal{N}_{0b}} \mathbb{E}(\mathbb{1}_{d_\theta(\mathbf{x}) > 0})}{N_{1b} + N_{0b}} \\
&= \frac{\sum_{\mathcal{N}_{1a}, \mathcal{N}_{0a}} \mathbb{E}(\mathbb{1}_{d_\theta(\mathbf{x}) > 0 | z = +1})}{N_{1a} + N_{0a}} - \frac{\sum_{\mathcal{N}_{1b}, \mathcal{N}_{0b}} \mathbb{E}(\mathbb{1}_{d_\theta(\mathbf{x}) > 0 | z = -1})}{N_{1b} + N_{0b}} \\
&= \mathbb{E}(\mathbb{1}_{d_\theta(\mathbf{x}) > 0 | z = +1}) - \mathbb{E}(\mathbb{1}_{d_\theta(\mathbf{x}) > 0 | z = -1}) \\
&= P(d_\theta(\mathbf{x}) > 0 | z = +1) - P(d_\theta(\mathbf{x}) > 0 | z = -1) \\
&= DDP.
\end{aligned}$$

Since the indicator function satisfies  $\mathbb{1}_{[\cdot]} \in [0, 1]$ , so according to the Hoeffding inequality,

$$P(|\widehat{DDP} - DDP| \leq t) \geq 1 - 2 \exp(-2t^2 N).$$

We set  $\delta = 2 \exp(-2t^2 N)$  so that  $t = \sqrt{\frac{1}{2} \ln \frac{2}{\delta}} \cdot \sqrt{\frac{1}{N}} = O(\frac{1}{\sqrt{N}})$ . Substitute them into Theorem 3 above, we can prove the result  $\square$

From the above theorem, one can see that, with a probability more than  $1 - \delta$ , the discrepancy between the  $\widehat{DDP}$  and  $DDP$  can be small enough with the order  $\mathcal{O}(\frac{1}{\sqrt{N}})$ . Also, Proposition 1 and Theorem 3 together tell us that with a big dataset ( $N$  is large), if the empirical covariance and the gap are both small enough, then we can state with a high probability that the classifier satisfies the fairness constraint. However, the gap is hard to be small enough. The original method of covariance proxy thus cannot guarantee fairness.

However, although the discrepancy between the  $\widehat{DDP}$  and  $DDP$  can be small enough, the discrepancy still exists, which means that a classifier with  $\widehat{DDP} \approx 0$  may not satisfy  $DDP \approx 0$ . The principle is similar for ERM (Empirical Risk Minimization): a small enough empirical loss may lead to overfitting so that an infinitesimal loss is not always better. Therefore, an infinitesimal  $\widehat{DDP}$  is also not always better.

## B Extension to Other Fairness Definitions and Surrogate Functions

### B.1 Extension to Other Fairness Surrogate Functions

Since the only difference between the linear surrogate and the CP is a dataset-specific constant, the results in this paper about CP is also applicable for linear surrogate. As a result, by just replacing the linear surrogate function with other surrogate functions, we can obtain the same results for other surrogate functions.

### B.2 Fairness Definitions

**Disparate Mistreatment** It is a set of definitions based on both predicted and actual outcomes. Disparate mistreatment can be avoided if misclassification rate for different sensitive groups of people are the same. It can be specified w.r.t. a variety of misclassification metrics and each one corresponds to a kind of fairness definition. Note that it comes out in (Zafar et al. 2017a), and it includes some famous fairness notions, such as equality of opportunity. We list some examples used in this work below:

*Overall accuracy equality:*

To satisfy the definition, Overall Misclassification Rate (OMR) should be the same for protected and unprotected group, i.e.,

$$P(\hat{y} \neq y | z = -1) = P(\hat{y} \neq y | z = 1).$$

*False positive error rate balance:*

To satisfy the definition, False Positive Rate (FPR) should be the same for protected and unprotected group, i.e.,

$$P(\hat{y} \neq y | z = -1, y = -1) = P(\hat{y} \neq y | z = +1, y = -1).$$

*False negative error rate balance:*

To satisfy the definition, False Negative Rate (FNR) should be the same for protected and unprotected group, i.e.,

$$P(\hat{y} \neq y | z = -1, y = +1) = P(\hat{y} \neq y | z = +1, y = +1).$$

**Balance for Positive(Negative) Class** These two definitions consider the actual outcome as well as the predicted probability *prob*. Balance for positive class states that average predicted probability should be the same for those from positive class in protected and unprotected groups, i.e.,

$$\overline{prob}_{z=-1, y=+1} = \overline{prob}_{z=+1, y=+1}.$$

Replace  $y = +1$  with  $y = -1$  above and we can get the definition of balance for negative class.

Table 1: The corresponding  $g_\theta(y, \mathbf{x})$  for each fairness definition and the set  $S$  used for summation. For the first three lines, (Zafar et al. 2017a) only gives the form of  $g_\theta(y, \mathbf{x})$  and  $S$  defaults to the whole training set. We supplement it by providing  $S$  for each definition. For the remaining two lines, we design the specific forms of  $g_\theta(y, \mathbf{x})$  and  $S$  for these two definitions. It is an extension work for the covariance proxy in algorithmic fairness.

Fairness Definitions	$g_\theta(y, \mathbf{x})$	$S$
Overall accuracy equality	$\min(0, yd_\theta(x))$	$\{(x_i, y_i)   i = 1, 2, \dots, N\}$
False positive error rate balance	$\min(0, \frac{1-y}{2} y d_\theta(x))$	$\{(x_i, y_i)   y_i = -1, i = 1, 2, \dots, N\}$
False negative error rate balance	$\min(0, \frac{1+y}{2} y d_\theta(x))$	$\{(x_i, y_i)   y_i = +1, i = 1, 2, \dots, N\}$
Balance for positive class	$\frac{1+y}{2} d_\theta(\mathbf{x})$	$\{(x_i, y_i)   y_i = +1, i = 1, 2, \dots, N\}$
Balance for negative class	$\frac{1-y}{2} d_\theta(\mathbf{x})$	$\{(x_i, y_i)   y_i = -1, i = 1, 2, \dots, N\}$

### B.3 Deeper Understanding of the Covariance Proxy

The five definitions used here are defined in Appendix B.2.

**Disparate Mistreatment** In this part, we deal with disparate mistreatment. We denote  $S$  as a certain set depending on each definition of disparate mistreatment. Notice that we have to consider misclassified points. In other words, the true label  $y$  should be considered. So  $g_\theta(y, \mathbf{x})$  is used to replace  $d_\theta(\mathbf{x})$ . First of all, we prove that, with the assumption  $D_\theta(\mathbf{x}) = 1$ , if  $\frac{1}{N} \sum_S (z_i - \bar{z}) g_\theta(y, \mathbf{x}_i) = 0$ , then it perfectly satisfies the corresponding fairness definition. In the first three rows in Table 1, the specific forms of  $g_\theta(y, \mathbf{x})$  and  $S$  are given for each kind of definition of disparate mistreatment. It is somewhat similar to (Lohaus, Perrot, and Luxburg 2020) because they also discover that the covariance proxy proposed by (Zafar et al. 2017a) is equivalent to convex-concave surrogates. Secondly, we extend Theorem 1 to these three fairness definitions. Our general sigmoid surrogate can also be used for disparate mistreatment and we leave it for future work.

Note that no matter what the definition of disparate mistreatment is,  $S$  defaults to the whole training set in (Zafar et al. 2017a). But we contend that it does not match their expected fairness definitions. The authors correct it in (Zafar et al. 2019), so our proof can also serve as an explanation of the correction. Our proof is in Appendix B.4.

**Balance for Positive(Negative) Class** These two fairness definitions are prepared for probabilistic classifiers, which are different from previous issues. Many probabilistic classifiers do not model the decision boundary directly, so it is hard to relate the proxy to these two definitions. To solve this problem, we creatively link  $d_\theta(\mathbf{x})$  and the prediction probability  $prob$  together using an assumption.

To begin with, we first consider the relationship between  $d_\theta(\mathbf{x})$  and the prediction probability  $prob$ . Imagine that there exists a decision boundary for probabilistic classifiers. For a probabilistic classifier, the positive prediction result is the same as  $prob > \frac{1}{2}$ , i.e.,  $prob - \frac{1}{2} > 0$ . Similarly, for margin-based classifiers, it is equivalent to  $d_\theta(\mathbf{x}) > 0$ . Thus,  $d_\theta(\mathbf{x})$  and  $prob - \frac{1}{2}$  share a similar relative trend, but the values of them are not in the same range.  $d_\theta(\mathbf{x}) \in \mathbb{R}$ , while  $prob - \frac{1}{2} \in [-\frac{1}{2}, \frac{1}{2}]$ . This suggests that we can view probabilistic classifiers as special margin-based classifiers. They find the location of the decision boundary, and at the same time, learn a mapping  $f: \mathbb{R} \mapsto [-\frac{1}{2}, \frac{1}{2}]$  from  $d_\theta(\mathbf{x})$  to  $prob - \frac{1}{2}$ . In other words,

$$f(d_\theta(\mathbf{x})) = prob - \frac{1}{2}.$$

It is challenging to find the mapping  $f$  directly. However, intuitively, we know some properties of it. It is a bounded and monotonically increasing function which passes through the origin. Thus, we can design a function  $\phi$  to approximately reflect the trend of  $f$ . For example,  $\phi(x) = \sigma(x) - \frac{1}{2}$ . We assume

$$\phi(d_\theta(\mathbf{x})) = prob - \frac{1}{2}$$

and prove that if  $\frac{1}{N} \sum_S (z_i - \bar{z}) g_\theta(y, \mathbf{x}_i) = 0$ , then it perfectly satisfies the corresponding fairness definition. The specific forms of  $S$  and  $g_\theta(y, \mathbf{x})$  for these two fairness notions are shown in the last two lines in Table 1. To the best of our knowledge, we are the first to connect the proxy to these two definitions. Please refer to Appendix B.5 for proof details.

Although the assumption is strong, our aim is to provide the basis for future work about how to choose a suitable  $\phi$  to approximate  $f$ , thereby inspiring the research community. We believe that it can be an interesting direction of future work for these fairness definitions based on predicted probability.

### B.4 Proof for Disparate Mistreatment

The proof process below is similar to that between the proxy and disparate impact. We provide the proof for the three fairness definitions of disparate mistreatment one by one. Before the proof, for the convenience of the notation, we divide the training set into 8 groups as follows:

Table 2:  $z = +1$ 

	Predicted		
Actual	+1	-1	
+1	A	B	
-1	C	D	

Table 3:  $z = -1$ 

	Predicted		
Actual	+1	-1	
+1	E	F	
-1	G	H	

For looking up different misclassification metrics conveniently, we provide the confusion matrix below:

Table 4: Confusion matrix

	Predicted		
Actual	+1	-1	
+1	True Positive(TP) $PPV = \frac{TP}{TP+FP}$ $TPR = \frac{TP}{TP+FN}$	False Negative(FN) $FOR = \frac{FN}{TN+FN}$ $FNR = \frac{FN}{TP+FN}$	
-1	False Positive(FP) $FDR = \frac{FP}{TP+FP}$ $FPR = \frac{FP}{FP+TN}$	True Negative(TN) $NPV = \frac{TN}{TN+FN}$ $TNR = \frac{TN}{TN+FP}$	

### Overall accuracy equality

**Theorem 4.** *If a classifier satisfies  $\frac{1}{N} \sum_{i=1}^N (z_i - \bar{z})g_\theta(y, \mathbf{x}_i) = 0$ , where  $g_\theta(y, \mathbf{x}) = \min(0, yd_\theta(x))$ , then there holds*

$$\overline{D_\theta(\mathbf{x})}_{y \neq \hat{y}|z=+1} = \overline{D_\theta(\mathbf{x})}_{y \neq \hat{y}|z=-1}$$

Equal OMR in protected and unprotected group is equivalent to:

$$\overline{\text{sign}(D_\theta(\mathbf{x}))}_{y \neq \hat{y}|z=+1} = \overline{\text{sign}(D_\theta(\mathbf{x}))}_{y \neq \hat{y}|z=-1}$$

*Proof.*

$$\begin{aligned} g_\theta(y, \mathbf{x}) &= \min(0, yd_\theta(x)) \\ &= \begin{cases} 0 & y = \hat{y} \text{ (correctly classified)} \\ yd_\theta(x) & y \neq \hat{y} \text{ (misclassified)} \end{cases} \\ &= \begin{cases} 0 & y = \hat{y} \text{ (correctly classified)} \\ -D_\theta(\mathbf{x}) & y \neq \hat{y} \text{ (misclassified)} \end{cases} \end{aligned}$$

$$\begin{aligned} &\frac{1}{N} \sum_{i=1}^N (z_i - \bar{z})g_\theta(y, \mathbf{x}_i) \\ &= -\frac{1}{N} \sum_{B,C,F,G} (z_i - \bar{z})D_\theta(x_i) \\ &= -\frac{1}{N} \left( \sum_{B,C,F,G} z_i D_\theta(x_i) - \bar{z} \sum_{B,C,F,G} D_\theta(x_i) \right) \\ &= -\frac{1}{N} \left[ \sum_{B,C} D_\theta(x_i) - \sum_{F,G} D_\theta(x_i) - \frac{A+B+C+D-E-F-G-H}{N} \sum_{B,C,F,G} D_\theta(x_i) \right] \\ &= \frac{2}{N^2} \left[ (A+B+C+D) \sum_{F,G} D_\theta(x_i) - (E+F+G+H) \sum_{B,C} D_\theta(x_i) \right] \\ &= \frac{2(A+B+C+D)(E+F+G+H)}{N^2} \left( \frac{\sum_{F,G} D_\theta(x_i)}{E+F+G+H} - \frac{\sum_{B,C} D_\theta(x_i)}{A+B+C+D} \right) \end{aligned}$$



$$= \frac{2(A+B+C+D)(E+F+G+H)}{N^2} (\overline{D_\theta(\mathbf{x})}_{y \neq \hat{y}|z=-1} - \overline{D_\theta(\mathbf{x})}_{y \neq \hat{y}|z=+1}) \quad (22)$$

We set the formula above equal to zero so there holds

$$\overline{D_\theta(\mathbf{x})}_{y \neq \hat{y}|z=+1} = \overline{D_\theta(\mathbf{x})}_{y \neq \hat{y}|z=-1}$$

Equal OMR in protected and unprotected group means  $P(\hat{y} \neq y|z = +1) = P(\hat{y} \neq y|z = -1)$ , i.e.,  $\frac{F+G}{E+F+G+H} = \frac{B+C}{A+B+C+D}$ . It is equivalent to

$$\overline{\text{sign}(D_\theta(\mathbf{x}))}_{y \neq \hat{y}|z=+1} = \overline{\text{sign}(D_\theta(\mathbf{x}))}_{y \neq \hat{y}|z=-1}$$

So we complete the proof.  $\square$

**Corollary 1.** We assume that  $D_\theta(\mathbf{x}) = 1$ . If a classifier satisfies  $\frac{1}{N} \sum_{i=1}^N (z_i - \bar{z}) g_\theta(y, \mathbf{x}_i) = 0$ , where  $g_\theta(y, \mathbf{x}) = \min(0, y d_\theta(x))$ , then it perfectly meets with overall accuracy equality.

*Proof.* The method is similar to that for disparate impact. We just substitute  $D_\theta(\mathbf{x})$  with  $\text{sign}(D_\theta(\mathbf{x}))$  and understand that this corollary is true.  $\square$

**Theorem 5.** We assume that  $D_\theta(\mathbf{x}) \in [1 - \gamma, 1 + \gamma]$ ,  $\forall \epsilon > 0$ , if the proxy satisfies:

$$\left| \frac{1}{N} \sum_{i=1}^N (z_i - \bar{z}) g_\theta(y, \mathbf{x}_i) \right| < \epsilon$$

where  $g_\theta(y, \mathbf{x}) = \min(0, y d_\theta(x))$ , then the violation of overall accuracy equality satisfies:

$$|P(\hat{y} \neq y|z = +1) - P(\hat{y} \neq y|z = -1)| < \frac{N^2}{2(A+B+C+D)(E+F+G+H)} \epsilon + \left( \frac{F+G}{E+F+G+H} + \frac{B+C}{A+B+C+D} \right) \gamma$$

*Proof.* It is connected to the theorem above.

$$\begin{aligned} & \left| \frac{1}{N} \sum_{i=1}^N (z_i - \bar{z}) g_\theta(y, \mathbf{x}_i) \right| < \epsilon \\ \Rightarrow & \left| \frac{2(A+B+C+D)(E+F+G+H)}{N^2} \left( \frac{\sum_{F,G} D_\theta(x_i)}{E+F+G+H} - \frac{\sum_{B,C} D_\theta(x_i)}{A+B+C+D} \right) \right| < \epsilon \\ \Rightarrow & \left| \frac{\sum_{F,G} D_\theta(x_i)}{E+F+G+H} - \frac{\sum_{B,C} D_\theta(x_i)}{A+B+C+D} \right| < \frac{N^2}{2(A+B+C+D)(E+F+G+H)} \epsilon \\ \Rightarrow & \left| \frac{F+G}{E+F+G+H} - \frac{B+C}{A+B+C+D} \right| < \frac{N^2}{2(A+B+C+D)(E+F+G+H)} \epsilon \\ & + \left| \frac{\sum_{F,G} (D_\theta(x_i) - 1)}{E+F+G+H} - \frac{\sum_{B,C} (D_\theta(x_i) - 1)}{A+B+C+D} \right| \end{aligned} \quad (23)$$

If  $D_\theta(\mathbf{x}) \in [1 - \gamma, 1 + \gamma]$ , then  $D_\theta(\mathbf{x}) - 1 \in [-\gamma, \gamma]$ . Which means that:

$$\left| \frac{\sum_{F,G} (D_\theta(x_i) - 1)}{E+F+G+H} - \frac{\sum_{B,C} (D_\theta(x_i) - 1)}{A+B+C+D} \right| < \left( \frac{F+G}{E+F+G+H} + \frac{B+C}{A+B+C+D} \right) \gamma$$

Notice that:

$$|P(\hat{y} \neq y|z = +1) - P(\hat{y} \neq y|z = -1)| = \left| \frac{F+G}{E+F+G+H} - \frac{B+C}{A+B+C+D} \right|$$

So by combining these formulas together and we can complete the proof.  $\square$

### False positive error rate balance

**Theorem 6.**  $S$  denotes the set of points which satisfy  $y = -1$  in the whole training set and  $g_\theta(y, \mathbf{x}) = \min(0, \frac{1-y}{2} y d_\theta(x))$ . If a classifier satisfies  $\frac{1}{N} \sum_S (z_i - \bar{z}) g_\theta(y, \mathbf{x}_i) = 0$ , then there holds:

$$\overline{D_\theta(\mathbf{x})}_{y \neq \hat{y}|z=+1, y=-1} = \overline{D_\theta(\mathbf{x})}_{y \neq \hat{y}|z=-1, y=-1}$$

Equal FPR in protected and unprotected group is equivalent to:

$$\overline{\text{sign}(D_\theta(\mathbf{x}))}_{y \neq \hat{y}|z=+1, y=-1} = \overline{\text{sign}(D_\theta(\mathbf{x}))}_{y \neq \hat{y}|z=-1, y=-1}$$

*Proof.*

$$\begin{aligned}
g_\theta(y, \mathbf{x}) &= \min\left(0, \frac{1-y}{2} y d_\theta(x)\right) \\
&= \begin{cases} y d_\theta(x) & y = -1, \hat{y} = +1 \text{ (false positive)} \\ 0 & \text{others} \end{cases} \\
&= \begin{cases} -D_\theta(\mathbf{x}) & y = -1, \hat{y} = +1 \text{ (false positive)} \\ 0 & \text{others} \end{cases} \\
\frac{1}{N} \sum_S (z_i - \bar{z}) g_\theta(y, \mathbf{x}_i) &= -\frac{1}{N} \sum_{C,G} (z_i - \bar{z}) D_\theta(x_i) \\
&= -\frac{1}{N} \left[ \sum_{C,G} z_i D_\theta(x_i) - \bar{z} \sum_{C,G} D_\theta(x_i) \right] \\
&= -\frac{1}{N} \left[ \sum_C D_\theta(x_i) - \sum_G D_\theta(x_i) - \frac{C+D-G-H}{C+D+G+H} \sum_{C,G} D_\theta(x_i) \right] \\
&= -\frac{2(C+D)(G+H)}{N(C+D+G+H)} \left( \frac{\sum_C D_\theta(x_i)}{C+D} - \frac{\sum_G D_\theta(x_i)}{G+H} \right) \\
&= -\frac{2(C+D)(G+H)}{N(C+D+G+H)} \left( \overline{D_\theta(\mathbf{x})}_{y \neq \hat{y} | z = +1, y = -1} - \overline{D_\theta(\mathbf{x})}_{y \neq \hat{y} | z = -1, y = -1} \right) \tag{24}
\end{aligned}$$

Set this equal to zero and the formula above becomes:

$$\overline{D_\theta(\mathbf{x})}_{y \neq \hat{y} | z = +1, y = -1} = \overline{D_\theta(\mathbf{x})}_{y \neq \hat{y} | z = -1, y = -1}$$

Equal FPR in protected and unprotected group satisfies  $\frac{C}{C+D} = \frac{G}{G+H}$ , which means

$$\overline{\text{sign}(D_\theta(\mathbf{x}))}_{y \neq \hat{y} | z = +1, y = -1} = \overline{\text{sign}(D_\theta(\mathbf{x}))}_{y \neq \hat{y} | z = -1, y = -1}$$

So we complete the proof.  $\square$

**Corollary 2.**  $S$  denotes the set of points which satisfy  $y = -1$  in the whole training set and  $g_\theta(y, \mathbf{x}) = \min\left(0, \frac{1-y}{2} y d_\theta(x)\right)$ . We assume that  $D_\theta(\mathbf{x}) = 1$ . If a classifier satisfies  $\frac{1}{N} \sum_S (z_i - \bar{z}) g_\theta(y, \mathbf{x}_i) = 0$ , then it meets with false positive error rate balance.

*Proof.* We just replace  $D_\theta(\mathbf{x})$  with  $\text{sign}(D_\theta(\mathbf{x}))$  to prove the result.  $\square$

**Corollary 3.** We assume that  $D_\theta(\mathbf{x}) = 1$ . If a classifier satisfies  $\frac{1}{N} \sum_{i=1}^N (z_i - \bar{z}) g_\theta(y, \mathbf{x}_i) = 0$ , where  $g_\theta(y, \mathbf{x}) = \min\left(0, \frac{1-y}{2} y d_\theta(x)\right)$ , then it **does not** meet with false positive error rate balance.

*Proof.*

$$\begin{aligned}
&\frac{1}{N} \sum_{i=1}^N (z_i - \bar{z}) g_\theta(y, \mathbf{x}_i) \\
&= -\frac{1}{N} \sum_{C,G} (z_i - \bar{z}) D_\theta(x_i) \\
&= -\frac{1}{N} \sum_{C,G} (z_i - \bar{z}) \\
&= -\frac{1}{N} \left( \sum_{C,G} z_i - \sum_{C,G} \bar{z} \right)
\end{aligned}$$

$$\begin{aligned}
&= -\frac{1}{N}[(C-G) - (C+G)\frac{A+B+C+D-E-F-G-H}{N}] \\
&= -\frac{2}{N^2}[C(E+F+G+H) - G(A+B+C+D)]
\end{aligned} \tag{25}$$

Set this equal to zero and the formula above becomes:

$$\frac{C}{A+B+C+D} = \frac{G}{E+F+G+H}$$

However, equal FPR in protected and unprotected group satisfies the formula:

$$\frac{C}{C+D} = \frac{G}{G+H}$$

So the two equations do not match. The proof is complete.  $\square$

**Theorem 7.** We assume that  $D_\theta(\mathbf{x}) \in [1 - \gamma, 1 + \gamma]$ .  $\forall \epsilon > 0$ , if the proxy satisfies:

$$\left| \frac{1}{N} \sum_S (z_i - \bar{z}) g_\theta(y, \mathbf{x}_i) \right| < \epsilon$$

where  $g_\theta(y, \mathbf{x}) = \min(0, \frac{1-y}{2} y d_\theta(x))$ , then the violation of false positive error rate balance satisfies:

$$|P(\hat{y} \neq y | z = +1, y = -1) - P(\hat{y} \neq y | z = -1, y = -1)| < \frac{N(C+D+G+H)}{2(C+D)(G+H)} \epsilon + \left( \frac{C}{C+D} + \frac{G}{G+H} \right) \gamma \tag{26}$$

*Proof.*

$$\begin{aligned}
&\left| \frac{1}{N} \sum_S (z_i - \bar{z}) g_\theta(y, \mathbf{x}_i) \right| < \epsilon \\
\Rightarrow &\left| \frac{\sum_C D_\theta(x_i)}{C+D} - \frac{\sum_G D_\theta(x_i)}{G+H} \right| < \frac{N(C+D+G+H)}{2(C+D)(G+H)} \epsilon \\
\Rightarrow &\left| \frac{C}{C+D} - \frac{G}{G+H} \right| < \frac{N(C+D+G+H)}{2(C+D)(G+H)} \epsilon + \left| \frac{\sum_C (D_\theta(x_i) - 1)}{C+D} - \frac{\sum_G (D_\theta(x_i) - 1)}{G+H} \right|
\end{aligned} \tag{27}$$

If  $D_\theta(\mathbf{x}) \in [1 - \gamma, 1 + \gamma]$ , then  $D_\theta(\mathbf{x}) - 1 \in [-\gamma, \gamma]$ , which means that:

$$\left| \frac{\sum_C (D_\theta(x_i) - 1)}{C+D} - \frac{\sum_G (D_\theta(x_i) - 1)}{G+H} \right| < \left( \frac{C}{C+D} + \frac{G}{G+H} \right) \gamma$$

Notice that

$$|P(\hat{y} \neq y | z = +1, y = -1) - P(\hat{y} \neq y | z = -1, y = -1)| = \left| \frac{C}{C+D} - \frac{G}{G+H} \right|$$

So by combining these formulas together and we can complete the proof.  $\square$

### False negative error rate balance

**Theorem 8.**  $S$  denotes the set of points which satisfy  $y = +1$  in the whole training set and  $g_\theta(y, \mathbf{x}) = \min(0, \frac{1+y}{2} y d_\theta(x))$ . If a classifier satisfies  $\frac{1}{N} \sum_S (z_i - \bar{z}) g_\theta(y, \mathbf{x}_i) = 0$ , then there holds:

$$\overline{D_\theta(\mathbf{x})}_{y \neq \hat{y} | z = +1, y = +1} = \overline{D_\theta(\mathbf{x})}_{y \neq \hat{y} | z = -1, y = +1}$$

Equal FNR in protected and unprotected group is equivalent to:

$$\overline{\text{sign}(D_\theta(\mathbf{x}))}_{y \neq \hat{y} | z = +1, y = +1} = \overline{\text{sign}(D_\theta(\mathbf{x}))}_{y \neq \hat{y} | z = -1, y = +1}$$

*Proof.*

$$\begin{aligned}
g_\theta(y, \mathbf{x}) &= \min(0, \frac{1+y}{2} y d_\theta(x)) \\
&= \begin{cases} y d_\theta(x) & y = +1, \hat{y} = -1 \text{ (false negative)} \\ 0 & \text{others} \end{cases}
\end{aligned}$$

$$= \begin{cases} -D_\theta(\mathbf{x}) & y = +1, \hat{y} = -1 \text{ (false negative)} \\ 0 & \text{others} \end{cases}$$

$$\begin{aligned} & \frac{1}{N} \sum_S (z_i - \bar{z}) g_\theta(y, \mathbf{x}_i) \\ &= -\frac{1}{N} \sum_{B,F} (z_i - \bar{z}) D_\theta(x_i) \\ &= -\frac{1}{N} \left[ \sum_{B,F} z_i D_\theta(x_i) - \bar{z} \sum_{B,F} D_\theta(x_i) \right] \\ &= -\frac{1}{N} \left[ \sum_B D_\theta(x_i) - \sum_F D_\theta(x_i) - \frac{A+B-E-F}{A+B+E+F} \sum_{B,F} D_\theta(x_i) \right] \\ &= -\frac{2(A+B)(E+F)}{N(A+B+E+F)} \left( \frac{\sum_B D_\theta(x_i)}{A+B} - \frac{\sum_F D_\theta(x_i)}{E+F} \right) \\ &= -\frac{2(A+B)(E+F)}{N(A+B+E+F)} \left( \overline{D_\theta(\mathbf{x})}_{y \neq \hat{y} | z=+1, y=+1} - \overline{D_\theta(\mathbf{x})}_{y \neq \hat{y} | z=-1, y=+1} \right) \end{aligned} \quad (28)$$

Set this equal to zero and the formula above becomes:

$$\overline{D_\theta(\mathbf{x})}_{y \neq \hat{y} | z=+1, y=+1} = \overline{D_\theta(\mathbf{x})}_{y \neq \hat{y} | z=-1, y=+1}$$

Equal FNR in protected and unprotected group satisfies  $\frac{B}{A+B} = \frac{F}{E+F}$ , which means

$$\overline{\text{sign}(D_\theta(\mathbf{x}))}_{y \neq \hat{y} | z=+1, y=+1} = \overline{\text{sign}(D_\theta(\mathbf{x}))}_{y \neq \hat{y} | z=-1, y=+1}$$

So we complete the proof.  $\square$

**Corollary 4.**  $S$  denotes the set of points which satisfy  $y = +1$  in the whole training set and  $g_\theta(y, \mathbf{x}) = \min(0, \frac{1+y}{2} y d_\theta(x))$ . We assume that  $D_\theta(\mathbf{x}) = 1$ . If a classifier satisfies  $\frac{1}{N} \sum_S (z_i - \bar{z}) g_\theta(y, \mathbf{x}_i) = 0$ , then it meets with false negative error rate balance.

*Proof.* We just replace  $D_\theta(\mathbf{x})$  with  $\text{sign}(D_\theta(\mathbf{x}))$  to prove the result.  $\square$

**Corollary 5.** We assume that  $D_\theta(\mathbf{x}) = 1$ . If a classifier satisfies  $\frac{1}{N} \sum_{i=1}^N (z_i - \bar{z}) g_\theta(y, \mathbf{x}_i) = 0$ , where  $g_\theta(y, \mathbf{x}) = \min(0, \frac{1+y}{2} y d_\theta(x))$ , then it **does not** meet with false negative error rate balance.

*Proof.*

$$\begin{aligned} & \frac{1}{N} \sum_{i=1}^N (z_i - \bar{z}) g_\theta(y, \mathbf{x}_i) \\ &= -\frac{1}{N} \sum_{B,F} (z_i - \bar{z}) D_\theta(x_i) \\ &= -\frac{1}{N} \sum_{B,F} (z_i - \bar{z}) \\ &= -\frac{1}{N} \left( \sum_{B,F} z_i - \sum_{B,F} \bar{z} \right) \\ &= -\frac{1}{N} \left[ (B-F) - (B+F) \frac{A+B+C+D-E-F-G-H}{N} \right] \\ &= -\frac{2}{N^2} [B(E+F+G+H) - F(A+B+C+D)] \end{aligned} \quad (29)$$

Set this equal to zero and the formula above becomes:

$$\frac{B}{A+B+C+D} = \frac{F}{E+F+G+H}$$



However, equal FNR in protected and unprotected group satisfies the formula:

$$\frac{B}{A+B} = \frac{F}{E+F}$$

So the two equations do not match. The proof is complete.  $\square$

**Theorem 9.** We assume that  $D_\theta(\mathbf{x}) \in [1 - \gamma, 1 + \gamma]$ .  $\forall \epsilon > 0$ , if the proxy satisfies:

$$\left| \frac{1}{N} \sum_S (z_i - \bar{z}) g_\theta(y, \mathbf{x}_i) \right| < \epsilon$$

where  $g_\theta(y, \mathbf{x}) = \min(0, \frac{1+y}{2} y d_\theta(x))$ , then the violation of false negative error rate balance satisfies:

$$|P(\hat{y} \neq y | z = +1, y = +1) - P(\hat{y} \neq y | z = -1, y = +1)| < \frac{N(A+B+E+F)}{2(A+B)(E+F)} \epsilon + \left( \frac{B}{A+B} + \frac{F}{E+F} \right) \gamma \quad (30)$$

*Proof.*

$$\begin{aligned} & \left| \frac{1}{N} \sum_S (z_i - \bar{z}) g_\theta(y, \mathbf{x}_i) \right| < \epsilon \\ \Rightarrow & \left| \frac{\sum_B D_\theta(x_i)}{A+B} - \frac{\sum_F D_\theta(x_i)}{E+F} \right| < \frac{N(A+B+E+F)}{2(A+B)(E+F)} \epsilon \\ \Rightarrow & \left| \frac{B}{A+B} - \frac{F}{E+F} \right| < \frac{N(A+B+E+F)}{2(A+B)(E+F)} \epsilon + \left| \frac{\sum_B (D_\theta(x_i) - 1)}{A+B} - \frac{\sum_F (D_\theta(x_i) - 1)}{E+F} \right| \end{aligned} \quad (31)$$

If  $D_\theta(\mathbf{x}) \in [1 - \gamma, 1 + \gamma]$ , then  $D_\theta(\mathbf{x}) - 1 \in [-\gamma, \gamma]$ , which means that:

$$\left| \frac{\sum_B (D_\theta(x_i) - 1)}{A+B} - \frac{\sum_F (D_\theta(x_i) - 1)}{E+F} \right| < \left( \frac{B}{A+B} + \frac{F}{E+F} \right) \gamma$$

Notice that

$$|P(\hat{y} \neq y | z = +1, y = +1) - P(\hat{y} \neq y | z = -1, y = +1)| = \left| \frac{B}{A+B} - \frac{F}{E+F} \right|$$

So by combining these formulas together and we can complete the proof.  $\square$

## B.5 Balance for Positive(Negative) Class

### Balance for Positive Class

**Theorem 10.**  $S$  denotes the set of points which satisfy  $y = +1$  in the whole training set and  $g_\theta(y, \mathbf{x}) = \frac{1+y}{2} d_\theta(\mathbf{x})$ . We assume that  $\phi(d_\theta(\mathbf{x})) = \text{prob} - \frac{1}{2}$ , where  $\phi: \mathbb{R} \mapsto [-\frac{1}{2}, \frac{1}{2}]$  and it is an odd function. If a classifier satisfies  $\frac{1}{N} \sum_S (z_i - \bar{z}) \phi(g_\theta(y, \mathbf{x}_i)) = 0$ , then it perfectly meets with balance for positive class.

*Proof.*

$$\begin{aligned} g_\theta(y, \mathbf{x}) &= \frac{1+y}{2} d_\theta(\mathbf{x}) \\ &= \begin{cases} d_\theta(\mathbf{x}) & y = +1 \\ 0 & \text{others} \end{cases} \\ &= \begin{cases} D_\theta(\mathbf{x}) & y = +1, \hat{y} = +1 \text{ (true positive)} \\ -D_\theta(\mathbf{x}) & y = +1, \hat{y} = -1 \text{ (false negative)} \\ 0 & \text{others} \end{cases} \end{aligned}$$

$$\begin{aligned} & \frac{1}{N} \sum_S (z_i - \bar{z}) \phi(g_\theta(y, \mathbf{x}_i)) \\ &= \frac{1}{N} \sum_{A,B,E,F} (z_i - \bar{z}) \phi(d_\theta(x_i)) \end{aligned}$$

$$\begin{aligned}
&= \frac{1}{N} \left[ \sum_{A,E} (z_i - \bar{z}) \phi(D_\theta(x_i)) - \sum_{B,F} (z_i - \bar{z}) \phi(D_\theta(x_i)) \right] \\
&= \frac{1}{N} \left[ \sum_A (1 - \bar{z}) \phi(D_\theta(x_i)) - \sum_B (1 - \bar{z}) \phi(D_\theta(x_i)) + \sum_E (-1 - \bar{z}) \phi(D_\theta(x_i)) - \sum_F (-1 - \bar{z}) \phi(D_\theta(x_i)) \right] \\
&= \frac{1}{N} \left[ (1 - \bar{z}) \left( \sum_A \phi(D_\theta(x_i)) - \sum_B \phi(D_\theta(x_i)) \right) + (-1 - \bar{z}) \left( \sum_E \phi(D_\theta(x_i)) - \sum_F \phi(D_\theta(x_i)) \right) \right] \\
&= \frac{2(A + B + E + F)}{N} \left[ (E + F) \left( \sum_A \phi(D_\theta(x_i)) - \sum_B \phi(D_\theta(x_i)) \right) - (A + B) \left( \sum_E \phi(D_\theta(x_i)) - \sum_F \phi(D_\theta(x_i)) \right) \right] \quad (32)
\end{aligned}$$

Note that  $A + B + E + F$  represents the number of points in the training set that belong to the positive class, so it is a constant. Set this formula equal to zero and it becomes:

$$\frac{\sum_A \phi(D_\theta(x_i)) - \sum_B \phi(D_\theta(x_i))}{A + B} = \frac{\sum_E \phi(D_\theta(x_i)) - \sum_F \phi(D_\theta(x_i))}{E + F} \quad (33)$$

We notice that:

$$\begin{aligned}
\overline{\phi(d_\theta(x_i))}_{z=+1, y=+1} &= \frac{\sum_A \phi(D_\theta(x_i)) - \sum_B \phi(D_\theta(x_i))}{A + B} \\
\overline{\phi(d_\theta(x_i))}_{z=-1, y=+1} &= \frac{\sum_E \phi(D_\theta(x_i)) - \sum_F \phi(D_\theta(x_i))}{E + F}
\end{aligned}$$

so if  $\phi(d_\theta(\mathbf{x})) = \text{prob} - \frac{1}{2}$ , then:

$$\begin{aligned}
\overline{\text{prob}}_{z=+1, y=+1} &= \frac{\sum_A \phi(D_\theta(x_i)) - \sum_B \phi(D_\theta(x_i))}{A + B} + \frac{1}{2} \\
\overline{\text{prob}}_{z=-1, y=+1} &= \frac{\sum_E \phi(D_\theta(x_i)) - \sum_F \phi(D_\theta(x_i))}{E + F} + \frac{1}{2} \quad (34)
\end{aligned}$$

With the equations (33) and (34), we get:

$$\overline{\text{prob}}_{z=+1, y=+1} = \overline{\text{prob}}_{z=-1, y=+1}$$

which perfectly meets with balance for positive class. The proof is complete.  $\square$

### Balance for negative class

**Theorem 11.**  $S$  denotes the set of points which satisfy  $y = -1$  in the whole training set and  $g_\theta(y, \mathbf{x}) = \frac{1-y}{2} \phi(d_\theta(\mathbf{x}))$ . We assume that  $\phi(d_\theta(\mathbf{x})) = \text{prob} - \frac{1}{2}$ , where  $\phi : \mathbb{R} \mapsto [-\frac{1}{2}, \frac{1}{2}]$  and it is an odd function. If a classifier satisfies  $\frac{1}{N} \sum_S (z_i - \bar{z}) \phi(g_\theta(y, \mathbf{x}_i)) = 0$ , then it perfectly meets with balance for negative class.

*Proof.*

$$\begin{aligned}
g_\theta(y, \mathbf{x}) &= \frac{1-y}{2} d_\theta(\mathbf{x}) \\
&= \begin{cases} d_\theta(\mathbf{x}) & y = -1 \\ 0 & \text{others} \end{cases} \\
&= \begin{cases} d_\theta(\mathbf{x}) & y = -1, \hat{y} = +1 \text{ (false positive)} \\ -d_\theta(\mathbf{x}) & y = -1, \hat{y} = -1 \text{ (true negative)} \\ 0 & \text{others} \end{cases}
\end{aligned}$$

$$\begin{aligned}
&\frac{1}{N} \sum_S (z_i - \bar{z}) \phi(g_\theta(y, \mathbf{x}_i)) \\
&= \frac{1}{N} \sum_{C,D,G,H} (z_i - \bar{z}) \phi(D_\theta(x_i))
\end{aligned}$$

$$\begin{aligned}
&= \frac{1}{N} \left[ \sum_{C,G} (z_i - \bar{z}) \phi(D_\theta(x_i)) - \sum_{D,H} (z_i - \bar{z}) \phi(D_\theta(x_i)) \right] \\
&= \frac{1}{N} \left[ \sum_C (1 - \bar{z}) \phi(D_\theta(x_i)) - \sum_D (1 - \bar{z}) \phi(D_\theta(x_i)) + \sum_G (-1 - \bar{z}) \phi(D_\theta(x_i)) - \sum_H (-1 - \bar{z}) \phi(D_\theta(x_i)) \right] \\
&= \frac{1}{N} \left[ (1 - \bar{z}) \left( \sum_C \phi(D_\theta(x_i)) - \sum_D \phi(D_\theta(x_i)) \right) + (-1 - \bar{z}) \left( \sum_G \phi(D_\theta(x_i)) - \sum_H \phi(D_\theta(x_i)) \right) \right] \\
&= \frac{2(C + D + G + H)}{N} \left[ (G + H) \left( \sum_C \phi(D_\theta(x_i)) - \sum_D \phi(D_\theta(x_i)) \right) - (C + D) \left( \sum_G \phi(D_\theta(x_i)) - \sum_H \phi(D_\theta(x_i)) \right) \right] \quad (35)
\end{aligned}$$

Note that  $C + D + G + H$  represents the number of points in the training set that belong to the negative class, so it is a constant. Set this formula equal to zero and it becomes:

$$\frac{\sum_C \phi(D_\theta(x_i)) - \sum_D \phi(D_\theta(x_i))}{C + D} = \frac{\sum_G \phi(D_\theta(x_i)) - \sum_H \phi(D_\theta(x_i))}{G + H} \quad (36)$$

We notice that:

$$\begin{aligned}
\overline{\phi(d_\theta(\mathbf{x}))}_{z=+1,y=-1} &= \frac{\sum_C \phi(D_\theta(x_i)) - \sum_D \phi(D_\theta(x_i))}{C + D} \\
\overline{\phi(d_\theta(\mathbf{x}))}_{z=-1,y=-1} &= \frac{\sum_G \phi(D_\theta(x_i)) - \sum_H \phi(D_\theta(x_i))}{G + H}
\end{aligned}$$

so if  $\phi(d_\theta(\mathbf{x})) = \text{prob} - \frac{1}{2}$ , then:

$$\begin{aligned}
\overline{\text{prob}}_{z=+1,y=-1} &= \frac{\sum_C \phi(D_\theta(x_i)) - \sum_D \phi(D_\theta(x_i))}{C + D} + \frac{1}{2} \\
\overline{\text{prob}}_{z=-1,y=-1} &= \frac{\sum_G \phi(D_\theta(x_i)) - \sum_H \phi(D_\theta(x_i))}{G + H} + \frac{1}{2}
\end{aligned}$$

With the equations (36) and (37), we get:

$$\overline{\text{prob}}_{z=+1,y=-1} = \overline{\text{prob}}_{z=-1,y=-1}$$

which perfectly meets with balance for negative class. The proof is complete.  $\square$

## C Other Related Work

For CP, even when the empirical covariance equals 0, there is no guarantee whether demographic parity is already satisfied (Zafar et al. 2019; Bendekgey and Sudderth 2021; Wu, Zhang, and Wu 2019; Lohaus, Perrot, and Luxburg 2020). These papers give different counterexamples to explain it. Zafar et al. (2019) provides a simple example explaining that covariance constraints may perform unfavorably in the presence of large margin points. Bendekgey and Sudderth (2021) generates a synthetic dataset and observes that the decision boundary shifts dramatically when an extreme large margin point is added. Wu, Zhang, and Wu (2019) provides two examples, respectively, to show that satisfying  $\widehat{DDP}$  and  $\widehat{Cov}$  constraints are not necessarily related. Lohaus, Perrot, and Luxburg (2020) draws heatmaps to illustrate that some popular surrogates do not manage to capture the violation of fairness reasonably. Radovanović, Delibasić, and Suknović (2022) also conducts extensive results to show that optimizing the loss function given the fairness constraint or regularization for unfairness can surprisingly yield unfair solutions for Adult (Kohavi 1996) and COMPAS (Julia Angwin and Kirchner 2016) datasets.

Instead of presenting the counterexamples in previous work, we systematically point out the large margin points issue for covariance proxy as well as other unbounded surrogate functions with theoretical consideration.

## D Balanced Surrogate

The process of balanced surrogates is shown in Algorithm 1. Computations associated with  $\lambda_t$  cost  $\mathcal{O}(N)$ . Consider solving (6) gives rise to  $\mathcal{O}(M)$  computations. So Algorithm 1 costs  $\mathcal{O}(t(M + N))$ .

## E Further Experimental Details and Results

### E.1 Datasets

We use three datasets: Adult (Kohavi 1996), Bank Marketing (S. Moro and Rita 2014) and COMPAS (Julia Angwin and Kirchner 2016).

---

**Algorithm 1: Balanced Surrogates**

---

```
1: Input: Training set  $\{(\mathbf{x}_i, y_i)\}_{i=1}^N$ .
2: Initialization: Balance factor  $\lambda$ , surrogate function  $\phi_1$ , termination threshold  $\eta$ , maximum iterations  $\tau$  and other parameters.
3: Train an unconstrained classifier and obtain the model parameter  $\theta_0$ .
4: Time step  $t = 0$ .
5: repeat
6:    $t = t + 1$ .
7:   Solve the optimization problem (6) (start at  $\theta_0$ ).
8:   Compute  $d_\theta(\mathbf{x}_i), i = 1, \dots, N$  and  $N_{1a}, N_{1b}, N_{0a}, N_{0b}$ .
9:   Obtain  $\lambda_t^i$  via (11).
10:  Obtain  $\lambda_t$  by exponential smoothing via (12).
11:  if  $\lambda_t \leq 0$  then
12:    Set  $\lambda_t = 1$ .
13:  end if
14: until  $|\lambda_t - \lambda_{t-1}| \leq \eta$  or  $t = \tau$  or  $\lambda_t \leq 0$ 
15: Output:  $\lambda_t, d_\theta(\mathbf{x}_i), i = 1, \dots, N$  and  $N_{1a}, N_{1b}, N_{0a}, N_{0b}$ .
```

---

**Adult** The Adult dataset contains 48842 instances and 14 attributes. The goal is predicting whether the income for a person is more than \$50,000 a year. We consider sex as the sensitive feature with values male and female.

**Bank** The Bank Marketing dataset contains 41188 instances and 20 input features. The goal is predicting whether the client will subscribe a term deposit. We follow (Zafar et al. 2017c) and consider age as the binary sensitive attribute, which is discretized into the case whether the client’s age is between 25 and 60 years.

**COMPAS** The COMPAS dataset was compiled to investigate racial bias in recidivism prediction. The goal is predicting whether a criminal defendant will be a recidivist in two years. We use only the subset of the data with sensitive attribute Caucasian or African-American.

## E.2 Details in Figure 2

The datasets are mentioned in Section 6. We randomly split each dataset into train (70%) and test (30%) set. Then for each dataset, we train two logistic regression classifiers, one is the unconstrained classifier and the other is the constrained optimization problem (Zafar et al. 2017c) with 0 covariance threshold.

## E.3 The Parameters

### The First Experiment.

- The regularization coefficient  $\lambda$  in (6) lies in the grid  $[0.1, 0.2, \dots, 5]$ .
- The parameter  $w$  in general sigmoid is chosen from  $\{1, 2, 4, 8, 16\}$  according to the fairness performance on the validation set.

### The Second Experiment.

- The smoothing factor  $\alpha = 0.9$ .
- The termination threshold  $\eta = 0.01$ .

## E.4 Upsampling and Downsampling

For Adult and COMPAS, the imbalance issue is not too severe (about 2:1 and 3:2, respectively), so we balance between different demographic groups by randomly selecting samples and form the new training dataset such that samples in each group are of *the same number*. However, for Bank Marketing, the ratio of two groups approaches 20:1, so the sampling scheme for Adult and COMPAS is not suitable because it will cause 19 copies of the minority groups (overfitting). As a result, we only incorporate 1 extra copy of the minority group into the training set when upsampling.

## E.5 Numerical Results of Figure 3-4

Full results are in Table 5. Standard deviation is shown for the metrics.

Table 5: Experimental results.

Datasets	Methods	Accuracy	$ \widehat{DDP} $
Adult	Unconstrained	$0.838 \pm 0.009$	$0.182 \pm 0.018$
	Linear	$0.810 \pm 0.031$	$0.060 \pm 0.020$
	B-Linear	<b><math>0.815 \pm 0.017</math></b>	$0.053 \pm 0.010$
	Log-Sigmoid	$0.808 \pm 0.018$	$0.052 \pm 0.025$
	B-Log-Sigmoid	$0.801 \pm 0.018$	$0.041 \pm 0.020$
	Hinge	$0.808 \pm 0.018$	$0.051 \pm 0.025$
	B-Hinge	$0.803 \pm 0.016$	$0.042 \pm 0.019$
	Sigmoid	$0.802 \pm 0.015$	$0.033 \pm 0.011$
	B-Sigmoid	$0.802 \pm 0.012$	$0.037 \pm 0.012$
	General Sigmoid	$0.805 \pm 0.013$	<b><math>0.029 \pm 0.010</math></b>
B-General Sigmoid	$0.803 \pm 0.007$	$0.037 \pm 0.016$	
Bank Marketing	Unconstrained	$0.910 \pm 0.004$	$0.192 \pm 0.003$
	Linear	$0.892 \pm 0.005$	$0.037 \pm 0.041$
	B-Linear	$0.891 \pm 0.005$	$0.032 \pm 0.039$
	Log-Sigmoid	<b><math>0.894 \pm 0.007</math></b>	$0.043 \pm 0.038$
	B-Log-Sigmoid	$0.892 \pm 0.005$	$0.040 \pm 0.037$
	Hinge	$0.891 \pm 0.005$	$0.035 \pm 0.037$
	B-Hinge	$0.889 \pm 0.005$	$0.029 \pm 0.046$
	Sigmoid	$0.889 \pm 0.004$	$0.021 \pm 0.044$
	B-Sigmoid	$0.888 \pm 0.004$	$0.024 \pm 0.042$
	General Sigmoid	$0.889 \pm 0.003$	$0.014 \pm 0.031$
B-General Sigmoid	$0.889 \pm 0.002$	<b><math>0.013 \pm 0.027</math></b>	
COMPAS	Unconstrained	$0.666 \pm 0.020$	$0.281 \pm 0.035$
	Linear	<b><math>0.636 \pm 0.009</math></b>	$0.039 \pm 0.022$
	B-Linear	$0.626 \pm 0.009$	$0.035 \pm 0.013$
	Log-Sigmoid	$0.629 \pm 0.012$	$0.039 \pm 0.021$
	B-Log-Sigmoid	$0.626 \pm 0.010$	$0.036 \pm 0.021$
	Hinge	$0.625 \pm 0.009$	$0.033 \pm 0.021$
	B-Hinge	$0.624 \pm 0.008$	$0.033 \pm 0.021$
	Sigmoid	$0.629 \pm 0.006$	$0.034 \pm 0.013$
	B-Sigmoid	$0.626 \pm 0.009$	$0.031 \pm 0.017$
	General Sigmoid	$0.627 \pm 0.010$	$0.030 \pm 0.018$
B-General Sigmoid	$0.626 \pm 0.009$	<b><math>0.029 \pm 0.016</math></b>	

## F Further Analysis

### F.1 Biased Estimation of CP

It serves as a further analysis of CP. But because of the limited space, it does not appear in the main paper.

We found that  $\widehat{Cov}$  mentioned earlier is a biased estimator of  $Cov$ . The unbiased one is  $\frac{1}{N-1} \sum_{i=1}^N (z_i - \bar{z})d_\theta(\mathbf{x}_i)$ . The proof of it can be found in Appendix F.2. But it does not significantly impacts the results since  $N$  is large in the reality.

First, we will give some prerequisites for the proof. The expectation of  $z_i d_\theta(\mathbf{x}_j)$  is different for  $i$  and  $j$ :

$$\mathbb{E}(z_i d_\theta(\mathbf{x}_j)) = \begin{cases} \mathbb{E}(z d_\theta(\mathbf{x})) & i = j \\ \mathbb{E}z \cdot \mathbb{E}(d_\theta(\mathbf{x})) & i \neq j \end{cases} \quad (37)$$

Because if  $i = j$ , each  $z_i d_\theta(\mathbf{x}_i)$  is independent of each other, so in this case,  $\mathbb{E}(z_i d_\theta(\mathbf{x}_j)) = \mathbb{E}(z d_\theta(\mathbf{x}))$ . If  $i \neq j$ , then  $z_i$  and  $d_\theta(\mathbf{x}_j)$  are independent, so we derive that  $\mathbb{E}(z_i d_\theta(\mathbf{x}_j)) = \mathbb{E}z \cdot \mathbb{E}(d_\theta(\mathbf{x}))$ .

It is frequently used in the proof later. With this, now we can start the proof.

### F.2 Proof of Section F.1

*Proof.*

$$\begin{aligned} & \mathbb{E} \left[ \frac{1}{N} \sum_{i=1}^N (z_i - \bar{z}) d_\theta(\mathbf{x}_i) \right] \\ &= \frac{1}{N} \sum_{i=1}^N \mathbb{E}(z_i d_\theta(\mathbf{x}_i)) - \frac{1}{N} \sum_{i=1}^N \mathbb{E}[\bar{z} d_\theta(\mathbf{x}_i)] \\ &= \mathbb{E}(z d_\theta(\mathbf{x})) - \frac{1}{N} \sum_{i=1}^N \mathbb{E} \left[ \left( \frac{1}{N} \sum_{j=1}^N z_j \right) d_\theta(\mathbf{x}_i) \right] \\ &= \mathbb{E}(z d_\theta(\mathbf{x})) - \frac{1}{N^2} \sum_{i=1}^N \sum_{j=1}^N \mathbb{E}[z_j d_\theta(\mathbf{x}_i)] \\ &= \mathbb{E}(z d_\theta(\mathbf{x})) - \frac{1}{N^2} \sum_{i=1}^N \sum_{\substack{j=1 \\ j \neq i}}^N \mathbb{E}z_j \cdot \mathbb{E}d_\theta(\mathbf{x}_i) - \frac{1}{N^2} \cdot N \cdot \mathbb{E}[z d_\theta(\mathbf{x})] \\ &= \mathbb{E}(z d_\theta(\mathbf{x})) - \frac{N-1}{N} \mathbb{E}z \cdot \mathbb{E}d_\theta(\mathbf{x}) - \frac{1}{N} \mathbb{E}[z d_\theta(\mathbf{x})] \\ &= \frac{N-1}{N} [\mathbb{E}(z d_\theta(\mathbf{x})) - \mathbb{E}z \cdot \mathbb{E}d_\theta(\mathbf{x})] \\ &= \frac{N-1}{N} Cov. \end{aligned} \quad (38)$$

□

Also, we show the risk bound of  $Cov$  is  $O(\frac{1}{\sqrt{N}})$  below.

**Theorem 12.** *We assume that  $D_\theta(\mathbf{x})$  is bounded by  $\beta$ , i.e.,  $D_\theta(\mathbf{x}) \leq \beta$ . Then for a given constant  $\delta > 0$ , the inequality below holds:*

$$P \left( \left| Cov - \widehat{Cov} \right| \leq t \right) \geq 1 - \delta,$$

where  $t = \sqrt{2\beta^2 \ln \frac{2}{\delta}} \cdot \sqrt{\frac{N}{(N-1)^2}}$ .

*Proof.*

$$\begin{aligned} & \frac{N}{N-1} (z_i - \bar{z}) d_\theta(\mathbf{x}_i) \in [LB, UB] \\ & \frac{N}{N-1} (z_i - \bar{z}) d_\theta(\mathbf{x}_i) \geq \frac{N}{N-1} (0 - \bar{z}) \beta \geq -\frac{N}{N-1} \beta = LB (\text{Lower Bound}) \\ & \frac{N}{N-1} (z_i - \bar{z}) d_\theta(\mathbf{x}_i) \leq \frac{N}{N-1} (1 - \bar{z}) \beta \leq \frac{N}{N-1} \beta = UB (\text{Upper Bound}) \end{aligned}$$

According to the Hoeffding inequality,

$$\begin{aligned} P\left(\left|\widehat{Cov} - Cov\right| \leq t\right) &\geq 1 - 2 \exp \frac{-2Nt^2}{(UB - LB)^2} \\ &= 1 - 2 \exp \frac{-(N-1)^2 t^2}{2N\beta^2} \end{aligned}$$

Let  $\delta = 2 \exp\left(\frac{-(N-1)^2 t^2}{2N\beta^2}\right)$ , we get that  $t = \sqrt{2\beta^2 \ln \frac{2}{\delta}} \cdot \sqrt{\frac{N}{(N-1)^2}} = O\left(\frac{1}{\sqrt{N}}\right)$ . □