

BAYESDIFF: ESTIMATING PIXEL-WISE UNCERTAINTY IN DIFFUSION VIA BAYESIAN INFERENCE

Siqi Kou¹, Lei Gan³, Dequan Wang¹, Chongxuan Li^{2*}, and Zhijie Deng^{1*}

¹Qing Yuan Research Institute, SEIEE, Shanghai Jiao Tong University

²Gaoling School of Artificial Intelligence, Renmin University of China

³School of Computer Science, Fudan University

happy-karry@sjtu.edu.cn, 21307130211@m.fudan.edu.cn

dequanwang@sjtu.edu.cn, chongxuanli1991@gmail.com, zhijied@sjtu.edu.cn

ABSTRACT

Diffusion models have impressive image generation capability, but low-quality generations still exist, and their identification remains challenging due to the lack of a proper sample-wise metric. To address this, we propose *BayesDiff*, a pixel-wise uncertainty estimator for generations from diffusion models based on Bayesian inference. In particular, we derive a novel uncertainty iteration principle to characterize the uncertainty dynamics in diffusion, and leverage the last-layer Laplace approximation for efficient Bayesian inference. The estimated pixel-wise uncertainty can not only be aggregated into a sample-wise metric to filter out low-fidelity images but also aids in augmenting successful generations and rectifying artifacts in failed generations in text-to-image tasks. Extensive experiments demonstrate the efficacy of BayesDiff and its promise for practical applications.

1 INTRODUCTION

The ability of diffusion models to gradually denoise noise vectors into natural images has paved the way for numerous applications, including image synthesis (Dhariwal & Nichol, 2021; Rombach et al., 2022), image inpainting (Lugmayr et al., 2022), text-to-image generation (Saharia et al., 2022; Gu et al., 2022; Zhang et al., 2023), etc. However, there are still inevitable low-quality generations causing poor user experience in downstream applications. A viable remediation is to filter out low-quality generations, which, yet, cannot be trivially realized due to the lack of a proper metric for image quality identification. For example, the traditional metrics such as the Fréchet Inception Distance (FID) (Heusel et al., 2017) and Inception Score (IS) (Barratt & Sharma, 2018) scores estimate the distributional properties of the generations instead of sample-wise quality.

Bayesian uncertainty has long been used to identify data far from the manifold of training samples (Maddox et al., 2019; Deng et al., 2021). The notion is intuitive—the Bayesian posterior delivers low uncertainty for the data witnessed during training while high uncertainty for the others. This fits the requirement that the generations returned to the users should be as realistic as the training images. However, the integration of Bayesian uncertainty and diffusion models is not straightforward. Diffusion models typically involve large-scale networks, necessitating efficient Bayesian inference strategies. Additionally, the generation of images typically involves an intricate reverse diffusion process, which adds to the challenge of accurately quantifying their uncertainty.

To address these challenges, we propose BayesDiff, a framework for estimating the pixel-wise Bayesian uncertainty of the images generated by diffusion models. We develop a novel uncertainty iteration principle that applies to various sampling methods to characterize the dynamics of pixel-wise uncertainty in the reverse diffusion process, as illustrated in Figure 1. We leverage the last-layer Laplace approximation (LLA) (Kristiadi et al., 2020; Daxberger et al., 2021a) for efficient Bayesian inference of pre-trained score models. Finally, BayesDiff enables the simultaneous delivery of image samples and pixel-wise uncertainty estimates. The naive BayesDiff can be slow due to the involved Monte Carlo estimation, so we further develop an accelerated variant of it to enhance efficiency.

*Corresponding authors.

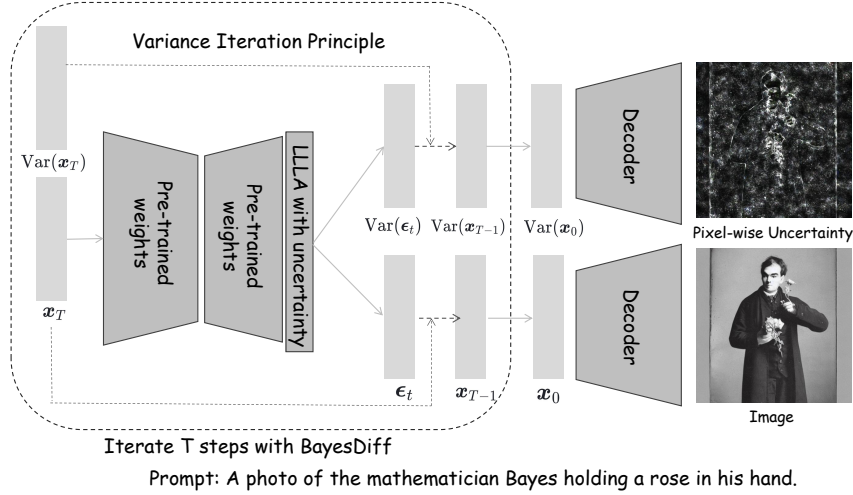


Figure 1: Given an initial point $\mathbf{x}_T \sim \mathcal{N}(\mathbf{0}, \mathbf{I})$, our BayesDiff framework incorporates uncertainty into the denoising process and generates images with pixel-wise uncertainty estimates.

We can aggregate the obtained pixel-wise uncertainty into image-wise metrics (e.g., through summation) for generation filtering. Through extensive experiments conducted on ADM (Dhariwal & Nichol, 2021), U-ViT (Bao et al., 2023), and Stable Diffusion (Rombach et al., 2022) using samplers including DDIM (Song et al., 2020) and DPM-Solver (Lu et al., 2022), we demonstrate the efficacy of BayesDiff in filtering out images with cluttered backgrounds. Moreover, in text-to-image generation tasks, we surprisingly find that pixel-wise uncertainty can enhance generation diversity by augmenting good generations, and rectify failed generations containing artifacts and mismatching with textual descriptions. Additionally, we perform comprehensive ablation studies to seek a thorough and intuitive understanding of the estimated pixel-wise uncertainty.

2 BACKGROUND

This section briefly reviews the methodology of diffusion probabilistic models and introduces Laplace approximation (LA), a classic method for approximate Bayesian inference.

2.1 DIFFUSION MODELS

Let $\mathbf{x} \in \mathbb{R}^{c \times h \times w}$ denote an image. A diffusion model (DM) (Ho et al., 2020) typically assumes a forward process gradually diffusing data distribution $q(\mathbf{x})$ towards $q_t(\mathbf{x}_t), \forall t \in [0, T]$, with $q_T(\mathbf{x}_T) = \mathcal{N}(\mathbf{0}, \tilde{\sigma}^2 \mathbf{I})$ as a trivial Gaussian distribution. The transition distribution obeys a Gaussian formulation, i.e., $q_t(\mathbf{x}_t | \mathbf{x}) = \mathcal{N}(\mathbf{x}_t; \alpha_t \mathbf{x}, \sigma_t^2 \mathbf{I})$, where $\alpha_t, \sigma_t \in \mathbb{R}^+$. The reverse process is defined with the data score $\nabla_{\mathbf{x}_t} \log q_t(\mathbf{x}_t)$, which is usually approximated by $-\epsilon_\theta(\mathbf{x}_t, t)/\sigma_t$ with ϵ_θ as a parameterized noise prediction network trained by minimizing:

$$\mathbb{E}_{\mathbf{x} \sim q(\mathbf{x}), \epsilon \sim \mathcal{N}(\mathbf{0}, \mathbf{I}), t \sim \mathcal{U}(0, T)} [w(t) \|\epsilon_\theta(\alpha_t \mathbf{x} + \sigma_t \epsilon, t) - \epsilon\|_2^2] \quad (1)$$

where $w(t)$ denotes a weighting function.

Kingma et al. (2021) show that the stochastic differential equation (SDE) satisfying the transition distribution specified above takes the form of

$$d\mathbf{x}_t = f(t)\mathbf{x}_t dt + g(t)d\boldsymbol{\omega}_t, \quad (2)$$

where $\boldsymbol{\omega}_t$ is the standard Wiener process, $f(t) = \frac{d \log \alpha_t}{dt}$, and $g(t)^2 = \frac{d\sigma_t^2}{dt} - 2 \frac{d \log \alpha_t}{dt} \sigma_t^2$. An SDE and an ordinary differential equation (ODE) starting from \mathbf{x}_T capturing the reverse process can be constructed as (Song et al., 2021):

$$d\mathbf{x}_t = [f(t)\mathbf{x}_t + \frac{g(t)^2}{\sigma_t} \boldsymbol{\epsilon}_t] dt + g(t)d\bar{\boldsymbol{\omega}}_t \quad (3)$$

$$\frac{d\mathbf{x}_t}{dt} = f(t)\mathbf{x}_t + \frac{g(t)^2}{2\sigma_t}\boldsymbol{\epsilon}_t, \quad (4)$$

where $\bar{\omega}_t$ is the reverse-time Wiener process when time flows backwards from T to 0, dt is an infinitesimal negative timestep and $\boldsymbol{\epsilon}_t := \boldsymbol{\epsilon}_\theta(\mathbf{x}_t, t)$ denotes the noise estimated by the neural network (NN) model. We could recover $\mathbf{x}_0 \sim q(\mathbf{x})$ from $\mathbf{x}_T \sim q_T(\mathbf{x}_T)$ by running backwards in time with Equation (3) or Equation (4).

2.2 BAYESIAN INFERENCE IN DEEP MODELS AND LAPLACE APPROXIMATION

Bayesian inference turns a deterministic neural network into a Bayesian neural network (BNN). Let $p(\mathcal{D}|\theta)$ denote the data likelihood of the NN f_θ for the dataset $\mathcal{D} = \{(\mathbf{x}^{(n)}, y^{(n)})\}_{n=1}^N$. Assuming an isotropic Gaussian prior $p(\theta)$, BNN methods estimate the Bayesian posterior $p(\theta|\mathcal{D}) = p(\theta)p(\mathcal{D}|\theta)/p(\mathcal{D})$, where $p(\mathcal{D}|\theta) := \prod_n p(y^{(n)}|\mathbf{x}^{(n)}, \theta) = \prod_n p(y^{(n)}|f_\theta(\mathbf{x}^{(n)}))$, and predict for new data \mathbf{x}^* with $p(y|\mathbf{x}^*, \mathcal{D}) = \mathbb{E}_{p(\theta|\mathcal{D})}p(y|f_\theta(\mathbf{x}^*))$.

Due to NNs' high nonlinearity, analytically computing $p(\theta|\mathcal{D})$ is often infeasible. Hence, approximate inference techniques such as variational inference (VI) (Blundell et al., 2015; Hernández-Lobato & Adams, 2015; Louizos & Welling, 2016; Zhang et al., 2018; Khan et al., 2018), Laplace approximation (LA) (Mackay, 1992; Ritter et al., 2018), Markov chain Monte Carlo (MCMC) (Welling & Teh, 2011; Chen et al., 2014; Zhang et al., 2019), and particle-optimization based variational inference (POVI) (Liu & Wang, 2016) are routinely introduced to yield an approximation $q(\theta) \approx p(\theta|\mathcal{D})$. Among them, LA has recently gained particular attention because it can apply to pre-trained models effortlessly in a post-processing manner and enjoy strong uncertainty quantification (UQ) performance (Foong et al., 2019; Daxberger et al., 2021a;b).

LA approximates $p(\theta|\mathcal{D})$ with $q(\theta) = \mathcal{N}(\theta; \theta_{\text{MAP}}, \boldsymbol{\Sigma})$, where θ_{MAP} denotes the maximum a posteriori (MAP) solution $\theta_{\text{MAP}} = \arg \max_\theta \log p(\mathcal{D}|\theta) + \log p(\theta)$, and $\boldsymbol{\Sigma} = [-\nabla_{\theta\theta}^2(\log p(\mathcal{D}|\theta) + \log p(\theta))|_{\theta=\theta_{\text{MAP}}}]^{-1}$ characterizes the Bayesian uncertainty over model parameters. Last-layer Laplace approximation (LLA) (Kristiadi et al., 2020; Daxberger et al., 2021a) further improves the efficiency of LA by concerning only the parameters of the last layer of the NN. It is particularly suited to the problem of uncertainty quantification for DMs, as DMs are usually large.

3 METHODOLOGY

We incorporate LLA into the noise prediction model in DMs for uncertainty quantification at a single timestep. We then develop a novel algorithm to estimate the dynamics of pixel-wise uncertainty along the reverse diffusion process. We also develop an accelerated variant of it for practical acceleration.

3.1 LAPLACE APPROXIMATION ON NOISE PREDICTION MODEL

Usually, the noise prediction model is trained to minimize Equation (1) under a weight decay regularizer, which corresponds to the Gaussian prior on the NN parameters. Namely, we can regard the pre-trained parameters as a MAP estimation and perform LLA. Of note, the noise prediction problem corresponds to a regression under Gaussian likelihood, based on which we estimate the Hessian matrix involved in the approximate posterior (or its variants such as the generalized Gauss-Newton matrix). The last layer in DMs is often linear w.r.t. the parameters, so the Gaussian approximate posterior distribution on the parameters directly leads to a Gaussian posterior predictive:

$$p(\boldsymbol{\epsilon}_t|\mathbf{x}_t, t, \mathcal{D}) \approx \mathcal{N}(\boldsymbol{\epsilon}_\theta(\mathbf{x}_t, t), \text{diag}(\gamma_\theta^2(\mathbf{x}_t, t))), \quad (5)$$

where we abuse θ to denote the parameters of the pre-trained DM. We keep only the diagonal elements in the Gaussian covariance, $\gamma_\theta^2(\mathbf{x}_t, t)$, because they refer to the pixel-wise variance of the predicted noise, i.e., the pixel-wise prediction uncertainty of $\boldsymbol{\epsilon}_t$.

3.2 PIXEL-WISE UNCERTAINTY ESTIMATION IN REVERSE DENOISING PROCESS

Next, we elaborate on integrating the uncertainty obtained above into the reverse diffusion process.

Although various sampling methods may correspond to various reverse diffusion processes, the paradigm for characterizing the uncertainty dynamics is similar. Take the SDE-form one (Equation (3)) for example, introducing Bayesian uncertainty to the noise prediction model yields:

$$d\mathbf{x}_t = [f(t)\mathbf{x}_t + \frac{g(t)^2}{\sigma_t}\boldsymbol{\epsilon}_t]dt + g(t)d\bar{\boldsymbol{\omega}}_t, \quad (6)$$

where $\boldsymbol{\epsilon}_t \sim \mathcal{N}(\boldsymbol{\epsilon}_\theta(\mathbf{x}_t, t), \text{diag}(\gamma_\theta^2(\mathbf{x}_t, t)))$. Assume the following discretization for it:

$$\mathbf{x}_{t-1} = \mathbf{x}_t - (f(t)\mathbf{x}_t + \frac{g(t)^2}{\sigma_t}\boldsymbol{\epsilon}_t) + g(t)\mathbf{z}, \quad (7)$$

where $\mathbf{z} \sim \mathcal{N}(\mathbf{0}, \mathbf{I})$. To estimate the pixel-wise uncertainty of \mathbf{x}_{t-1} , we apply variance estimation to both sides of the equation, giving rise to

$$\text{Var}(\mathbf{x}_{t-1}) = (1 - f(t))^2 \text{Var}(\mathbf{x}_t) - (1 - f(t)) \frac{g(t)^2}{\sigma_t} \text{Cov}(\mathbf{x}_t, \boldsymbol{\epsilon}_t) + \frac{g(t)^4}{\sigma_t^2} \text{Var}(\boldsymbol{\epsilon}_t) + g(t)^2 \mathbf{1}, \quad (8)$$

where $\text{Cov}(\mathbf{x}_t, \boldsymbol{\epsilon}_t) \in \mathbb{R}^{c \times w \times h}$ denotes the pixel-wise covariance between \mathbf{x}_t and $\boldsymbol{\epsilon}_t$. With this, we can iterate over it to estimate the pixel-wise uncertainty of the final \mathbf{x}_0 . Recalling that $\text{Var}(\boldsymbol{\epsilon}_t) = \gamma_\theta^2(\mathbf{x}_t, t)$, the main challenges then boils down to estimating $\text{Cov}(\mathbf{x}_t, \boldsymbol{\epsilon}_t)$.

The estimation of $\text{Cov}(\mathbf{x}_t, \boldsymbol{\epsilon}_t)$. By the law of total expectation $\mathbb{E}(\mathbb{E}(X|Y)) = \mathbb{E}(X)$, there is

$$\begin{aligned} \text{Cov}(\mathbf{x}_t, \boldsymbol{\epsilon}_t) &= \mathbb{E}(\mathbf{x}_t \odot \boldsymbol{\epsilon}_t) - \mathbb{E}\mathbf{x}_t \odot \mathbb{E}\boldsymbol{\epsilon}_t \\ &= \mathbb{E}_{\mathbf{x}_t}(\mathbb{E}_{\boldsymbol{\epsilon}_t|\mathbf{x}_t}(\mathbf{x}_t \odot \boldsymbol{\epsilon}_t|\mathbf{x}_t)) - \mathbb{E}\mathbf{x}_t \odot \mathbb{E}_{\mathbf{x}_t}(\mathbb{E}_{\boldsymbol{\epsilon}_t|\mathbf{x}_t}(\boldsymbol{\epsilon}_t|\mathbf{x}_t)) \\ &= \mathbb{E}_{\mathbf{x}_t}(\mathbf{x}_t \odot \boldsymbol{\epsilon}_\theta(\mathbf{x}_t, t)) - \mathbb{E}\mathbf{x}_t \odot \mathbb{E}_{\mathbf{x}_t}(\boldsymbol{\epsilon}_\theta(\mathbf{x}_t, t)) \end{aligned} \quad (9)$$

where \odot denotes the element-wise multiplication. To estimate this, we need the distribution of \mathbf{x}_t .

We notice that it is straightforward to estimate $\mathbb{E}(\mathbf{x}_t)$ via a similar iteration rule to Equation (8):

$$\mathbb{E}(\mathbf{x}_{t-1}) = (1 - f(t))\mathbb{E}(\mathbf{x}_t) - \frac{g(t)^2}{\sigma_t}\mathbb{E}(\boldsymbol{\epsilon}_t). \quad (10)$$

Given these, we can reasonably assume \mathbf{x}_t follows $\mathcal{N}(\mathbb{E}(\mathbf{x}_t), \text{Var}(\mathbf{x}_t))$, and then $\text{Cov}(\mathbf{x}_t, \boldsymbol{\epsilon}_t)$ can be approximated with Monte Carlo (MC) estimation:

$$\text{Cov}(\mathbf{x}_t, \boldsymbol{\epsilon}_t) \approx \frac{1}{S} \sum_{i=1}^S (\mathbf{x}_{t,i} \odot \boldsymbol{\epsilon}_\theta(\mathbf{x}_{t,i}, t)) - \mathbb{E}\mathbf{x}_t \odot \frac{1}{S} \sum_{i=1}^S \boldsymbol{\epsilon}_\theta(\mathbf{x}_{t,i}, t), \quad (11)$$

where $\mathbf{x}_{t,i} \sim \mathcal{N}(\mathbb{E}(\mathbf{x}_t), \text{Var}(\mathbf{x}_t)), i = 1, \dots, S$.

Applying our method to existing samplers. The derivation from Equation (7) to Equation (11) presents our general methodology based on the classical Euler sampler of reverse-time SDE, which can be applied to an arbitrary existing sampler of diffusion models in principle. For broader interests and simplicity, we show the explicit rules for DDPM (Ho et al., 2020) as an instance.

Specifically, the sampling rule of DDPM (Ho et al., 2020) is:

$$\mathbf{x}_{t-1} = \frac{1}{\sqrt{\alpha'_t}}(\mathbf{x}_t - \frac{1 - \alpha'_t}{\sqrt{1 - \bar{\alpha}'_t}}\boldsymbol{\epsilon}_t) + \sqrt{\beta_t}\mathbf{z} \quad (12)$$

where $\alpha'_t := 1 - \beta_t$ with β_t as the given noise schedule for DDPM and $\bar{\alpha}'_t = \prod_{s=1}^t \alpha'_s$. Using the same techniques as above, we can trivially derive the corresponding iteration rules:

$$\text{Var}(\mathbf{x}_{t-1}) = \frac{1}{\alpha'_t} \text{Var}(\mathbf{x}_t) - 2 \frac{1 - \alpha'_t}{\alpha'_t \sqrt{1 - \bar{\alpha}'_t}} \text{Cov}(\mathbf{x}_t, \boldsymbol{\epsilon}_t) + \frac{(1 - \alpha'_t)^2}{\alpha'_t (1 - \bar{\alpha}'_t)} \text{Var}(\boldsymbol{\epsilon}_t) + \beta_t \quad (13)$$

$$\mathbb{E}(\mathbf{x}_{t-1}) = \frac{1}{\sqrt{\alpha'_t}} \mathbb{E}(\mathbf{x}_t) - \frac{1 - \alpha'_t}{\sqrt{\alpha'_t (1 - \bar{\alpha}'_t)}} \mathbb{E}(\boldsymbol{\epsilon}_t) \quad (14)$$

Equation (11) can still be leveraged to approximate $\text{Cov}(\mathbf{x}_t, \boldsymbol{\epsilon}_t)$. We iterate over these equations to obtain \mathbf{x}_0 as well as its uncertainty $\text{Var}(\mathbf{x}_0)$. Since the advanced samplers, e.g., Analytic-DPM (Bao et al., 2021), DDIM (Song et al., 2020) and DPM-Solver (Lu et al., 2022), are more efficient and

Algorithm 1 Pixel-wise uncertainty estimation via Bayesian inference. (BayesDiff)**Input:** Starting point \mathbf{x}_T , Monte Carlo sample size S , Pre-trained noise prediction model ϵ_θ .**Output:** Image generation \mathbf{x}_0 and pixel-wise uncertainty $\text{Var}(\mathbf{x}_0)$.

- 1: Construct the pixel-wise variance prediction function γ_θ^2 via LLLA;
- 2: $\mathbb{E}(\mathbf{x}_T) \leftarrow \mathbf{x}_T, \text{Var}(\mathbf{x}_T) \leftarrow \mathbf{0}, \text{Cov}(\mathbf{x}_T, \epsilon_T) \leftarrow \mathbf{0}$;
- 3: **for** $t = T \rightarrow 1$ **do**
- 4: Sample $\epsilon_t \sim \mathcal{N}(\epsilon_\theta(\mathbf{x}_t, t), \text{diag}(\gamma_\theta^2(\mathbf{x}_t, t)))$;
- 5: Obtain \mathbf{x}_{t-1} via Equation (7);
- 6: Estimate $\mathbb{E}(\mathbf{x}_{t-1})$ and $\text{Var}(\mathbf{x}_{t-1})$ via Equation (10) and Equation (8);
- 7: sample $\mathbf{x}_{t-1,i} \sim \mathcal{N}(\mathbb{E}(\mathbf{x}_{t-1}), \text{Var}(\mathbf{x}_{t-1})), i = 1, \dots, S$;
- 8: Estimate $\text{Cov}(\mathbf{x}_{t-1}, \epsilon_{t-1})$ via Equation (11).
- 9: **end for**

widely adopted, we also present the explicit formulations corresponding to them in Appendix A.1. The 2-order DPM-solver is particularly popular in practice, e.g., in large-scale text-to-image models, but it is non-trivial to apply the above derivations directly to it because there is an extra hidden state introduced between \mathbf{x}_t and \mathbf{x}_{t-1} . We propose to leverage structures like conditional independence to resolve this. Find more details in Appendix A.1.

Continuous-time reverse process. Instead of quantifying the uncertainty captured by the discrete diffusion process as Equation (7), we can also directly quantify that associated with the original continuous-time process, i.e., Equation (6). We have derived an approximate expression illustrating the pattern of uncertainty dynamics at arbitrary timestep in $[0, T]$. However, estimating $\text{Var}(\mathbf{x}_0)$ using it is equally laborious as a discrete-time reverse process because discretization is still required to approximate the involved integration. See Appendix A.2 for more discussion.

Algorithm. Algorithm 1 demonstrates the procedure of applying the developed uncertainty iteration principle to the SDE sampler in Equation (7). After obtaining the pixel-wise uncertainty $\text{Var}(\mathbf{x}_0)$, we can aggregate the elements into an image-wise metric for low-quality image filtering.

3.3 THE PRACTICAL ACCELERATION

Algorithm 1 computes the uncertainty of the hidden state at each sampling step, abbreviated as BayesDiff. The function $\gamma_\theta^2(\mathbf{x}_t, t)$ produces outcomes along with $\epsilon_\theta(\mathbf{x}_t, t)$, raising minimal added cost. Yet, the MC estimation of $\text{Cov}(\mathbf{x}_t, \epsilon_t)$ in Equation (11) causes S (usually $S > 10$) more evaluations of ϵ_θ , which can be prohibitive in the deployment scenarios.

To address this, we develop a faster variant of BayesDiff by performing uncertainty quantification on only a subset of the denoising steps rather than all of them, dubbed BayesDiff-Skip. Concretely, we pre-define a schedule $\tilde{t} := \{\tilde{t}_1, \dots, \tilde{t}_U\}$ in advance. For each timestep t , if $t \in \tilde{t}$, we sample ϵ_t from LLLA and estimate corresponding uncertainty $\text{Var}(\mathbf{x}_{t-1})$ following the uncertainty iteration principle. Otherwise, we adopt the deterministic sampling step where $\text{Cov}(\mathbf{x}_t, \epsilon_t)$ and $\text{Var}(\epsilon_t)$ are set to zero. We outline such a procedure in Appendix A.3.

Consistency between BayesDiff-Skip and BayesDiff. We check the reliability of BayesDiff-Skip here. Concretely, we generate 80 images using BayesDiff under the DDIM sampling rule on ImageNet and divide them into two groups according to the summation of pixel-wise uncertainty. We send the same random noises (i.e., \mathbf{x}_T) to BayesDiff-Skip with various skipping intervals (unless specified otherwise, we evenly skip) to obtain generations close to the aforementioned 80 images yet with various uncertainties. We plot the uncertainties in Figure 2. It is shown that most images that BayesDiff is uncertain about remain the same for BayesDiff-Skip. This property especially holds for the top 10% and bottom 10% data. Notably, in this experiment, BayesDiff-Skip can achieve a 5 \times reduction in running time.

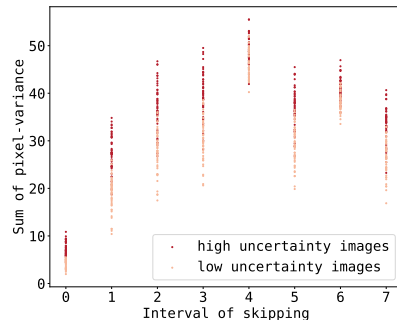


Figure 2: A study on the reliability of the BayesDiff-Skip algorithm.




Figure 3: The images with the highest (left) and lowest (right) uncertainty among 5000 unconditional generations of U-ViT model trained on ImageNet at 256×256 resolution.



Figure 4: The images with the highest (left) and lowest (right) uncertainty among 80 generations on Stable Diffusion at 512×512 resolution.

4 EXPERIMENTS

In this section, we demonstrate the efficacy of BayesDiff in filtering out low-quality generations. Besides, we show that pixel-wise uncertainty can aid in generating diverse variations of the successful generation and addressing artifacts and misalignment of failure generations in text-to-image tasks. At last, we seek an intuitive understanding of the uncertainty estimates obtained by BayesDiff. We sum over the pixel-wise uncertainty to obtain an image-wise metric. Unless specified otherwise, we set the Monte Carlo sample size S to 10 and adopt BayesDiff-Skip with a skipping interval of 4, which makes our sampling and uncertainty quantification procedure consume no more than $2\times$ time than the vanilla sampling method.

4.1 EFFECTIVENESS IN LOW-QUALITY IMAGE FILTERING

Comparison between high and low uncertainty images. We first conduct experiments on the U-ViT (Bao et al., 2023) model trained on ImageNet (Deng et al., 2009) and Stable Diffusion, performing sampling and uncertainty quantification using BayesDiff-Skip. The sampling algorithm follows the 2-order DPM-Solver with 50 function evaluations (NFE). We display the generations with the highest and lowest uncertainty in Figure 3 and Figure 4.

As shown above, our image-wise uncertainty metric is likely to indicate the level of clutter and the degree of subject prominence in the image. It can be used to detect low-quality images with cluttered backgrounds in downstream applications.

Relationship between our sample-wise uncertainty metric and traditional distributional metrics. We use BayesDiff-Skip to generate 100,000 images on CELEBA (Liu et al., 2015) based on DDPM (Ho et al., 2020) model and DDIM sampler, 250,000 256×256 ImageNet images based on U-ViT (Bao et al., 2023) and 2-order DPM-Solver, and 250,000 128×128 ImageNet images based on ADM (Dhariwal & Nichol, 2021) and DDIM. We separately divide the sets into five groups of the same size with descending uncertainty. We compute the traditional metrics for each group of data, including Precision (Kynkäänniemi et al., 2019), which evaluates the fidelity of the generation, Recall (Kynkäänniemi et al., 2019), which accounts for the diversity, and FID, which conjoins fidelity and diversity. We present the results in Figure 5.

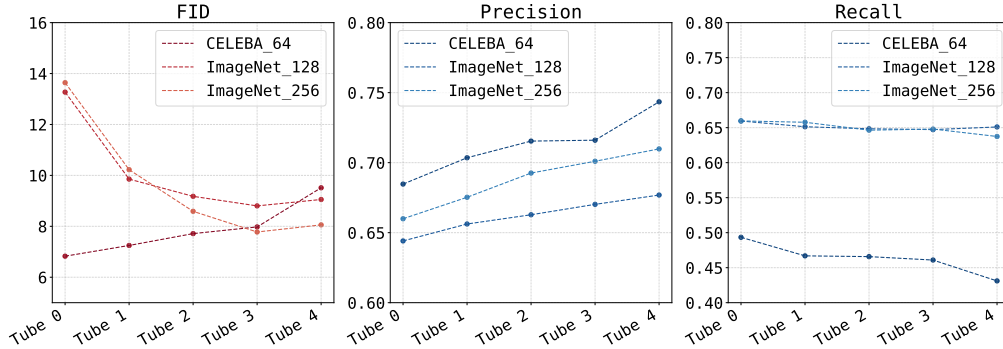


Figure 5: FID, Precision and Recall scores of 5 groups of generations with descending uncertainty on CELEBA and ImageNet datasets. Results show there is a strong correlation between our sample-wise uncertainty metric and traditional distributional metrics.

Table 1: Comparison on three metrics between randomly selected images and our selected images. We use 50 NFE for both DDIM and DPM-Solver sampler.

Model	Dataset	Sampler	FID ↓		Precision ↑		Recall ↑	
			random	ours	random	ours	random	ours
ADM	ImageNet 128	DDIM	8.65	8.48	0.661	0.665	0.655	0.653
ADM	ImageNet 128	2-order DPM-Solver	9.72	9.67	0.657	0.659	0.649	0.649
U-ViT	ImageNet 256	2-order DPM-Solver	7.21	6.81	0.698	0.705	0.658	0.657
U-ViT	ImageNet 512	2-order DPM-Solver	17.75	16.87	0.728	0.732	0.602	0.604

Notably, images with higher uncertainty have higher Recalls in both scenarios, i.e., higher diversity, and images with lower uncertainty have higher Precisions, i.e., higher fidelity. This echoes the trade-off between Precision and Recall. Moreover, as Figure 3 implies, images with high uncertainty have cluttered elements, which is consistent with the results of Precision. However, the trend of FID is different among the three datasets. The main reason is that the generations on the simple CELEBA are all good enough, so diversity becomes the main factor influencing FID. Conversely, on the more complex ImageNet, fidelity is the main factor influencing FID.

Criterion for low-quality image filtering to improve the quality of generated distribution. We generate 50,000 images using 2-order DPM-Solver sampler and BayesDiff-Skip on ImageNet at 256×256 resolution to explore the distribution of image-wise uncertainty. As shown in Figure 6, the empirical distribution of the image-wise uncertainty of the generations is approximately a normal distribution. According to the 3-sigma criterion of normal distribution for eliminating outliers, we eliminate low-quality images by filtering out the images with uncertainty higher than $\mu + \sigma$, which is equivalent to top 16% images with the highest uncertainty. To test the effectiveness of this criterion, we generate 60,000 images with various models and samplers and select the 50,000 images with lower uncertainty. We compute the Precision, Recall, and FID of these samples in Table 1, which also includes the random selection baseline. The results validate that we filter out low-quality images precisely with such an uncertainty-based filtering criterion.

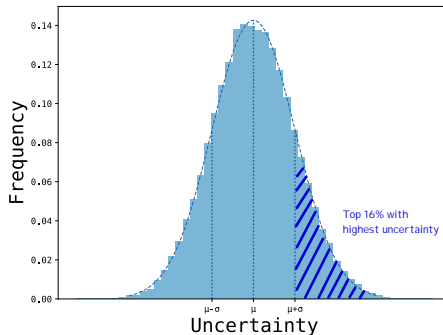


Figure 6: The empirical distribution of the uncertainty estimates yielded by our approach. The dashed line denotes the normal distribution fitted on them. Inspired by this, we propose to filter out the top 16% samples with the highest uncertainty.




Figure 7: Examples of the augmentation of good generations with enhanced diversity on Stable Diffusion with DDIM sampler (50 NFE).




Figure 8: Examples of the rectification of artifacts and misalignment in failure generations on Stable Diffusion with DDIM sampler (50 NFE).

4.2 PIXEL-WISE UNCERTAINTY: A TOOL FOR DIVERSITY ENHANCEMENT AND ARTIFACT RECTIFICATION

The main issue with Stable Diffusion is that usually, only a few generations denoised from ‘good’ initial noises can align with the input textual description (Wu et al., 2023). We show that the pixel-wise uncertainty estimated by BayesDiff can be leveraged to alleviate such an issue. Specifically, BayesDiff-Skip allows for introducing a distribution of $x_t \sim \mathcal{N}(\mathbb{E}(x_t), \text{Var}(x_t))$ for any time $t \in [0, T]$. If the final sample x_0 appears to be a good generation, we can resample $x_{t,i}$ from $\mathcal{N}(\mathbb{E}(x_t), \text{Var}(x_t))$ and denoise it to a new one $x_{0,i}$, which is similar yet different from x_0 . We leverage BayesDiff-Skip with a skipping interval of 1 and DDIM sampler with 50 NFE to test this. We use the Gaussian distribution estimated at $t = 40$ for resampling. Figure 7 shows that the resampled $x_{0,i}$ still conforms the above hypothesis. Moreover, Figure 8 shows that in some cases, the artifacts in original samples can be rectified, and hence the failed samples, which are mismatched with the prompts, are rectified into successful samples.

4.3 FURTHER UNDERSTANDING OF PIXEL-WISE UNCERTAINTY

Visualization of pixel-wise uncertainty. To gain an intuitive understanding of the obtained uncertainty estimates, we visualize them in this section. In detail, we launch BayesDiff using DDPM model for generating CELEBA images and Stable Diffusion for generating prompt-conditional images. Nonetheless, the visualization for Stable Diffusion is not straightforward because we actually obtain the variance in the final latent states. To solve this problem, we sample a variety of latent states and send them to the decoder of Stable Diffusion. We estimate the empirical variance of the outcomes as the final pixel-wise uncertainty. Figure 9 presents the results.

As shown, our uncertainty estimates carry semantic information. The eyes, noses, and mouths of human faces demonstrate greater uncertainty on CELEBA, and the contours of objects in images from Stable Diffusion exhibit higher levels of uncertainty. This further explains the higher image-wise uncertainty for clutter images and the lower one for clean images mentioned in Section 4.1 (as we aggregate via summation).




Figure 9: Visualization of the pixel-wise uncertainty of generations on CELEBA (top) and from Stable Diffusion with prompt ‘A photo of a whitethroat’ (bottom). We adopt BayesDiff-Skip and DDIM sampler (50 NFE) in both cases.

Visualization of generations of adjacent initial positions. In BayesDiff, the estimated uncertainty $\text{Var}(\mathbf{x}_0)$ is dependent on the corresponding initial position $\mathbf{x}_T \sim \mathcal{N}(\mathbf{0}, \mathbf{I})$, and higher uncertainty estimates correspond to larger variations in the sampling trajectory. Therefore, adding minor perturbation to initial positions corresponding to high uncertainty should produce diverse generations. We conduct experiments on CELEBA (Liu et al., 2015) with DDIM sampler to validate this conjecture. Specifically, we define the adjacent initial position $\mathbf{x}_{\text{adjacent},T} := \sqrt{1 - \eta} \mathbf{x}_T + \sqrt{\eta} \mathbf{z}$, $\mathbf{z} \sim \mathcal{N}(\mathbf{0}, \mathbf{I})$ and visualize $\mathbf{x}_{\text{adjacent},0}$, which is denoised from $\mathbf{x}_{\text{adjacent},T}$. Figure 10 shows that images generated from adjacent positions with high uncertainty indeed exhibit greater diversity. This result also echos the higher Recall of the group with higher uncertainty on CELEBA in Section 4.1.




Figure 10: Visualization of $\mathbf{x}_{\text{adjacent},0}$, which are denoised from adjacent initial positions corresponding to low image-wise uncertainty (left, ranges from 2.5 to 2.8) and high one (right, ranges from 24.5 to 28.1) on CELEBA with DDIM sampler (50 NFE).

5 RELATED WORK

Several works incorporate Bayesian inference into deep generative models and exhibit strong performance. BayesGAN (Saatci & Wilson, 2017) places posterior distribution over the parameters of the generator and discriminator of generative adversarial networks (GANs) and marginalizes the posteriors using stochastic gradient Hamiltonian Monte Carlo. The incorporation with Bayesian inference improves the results of unsupervised and semi-supervised learning with GANs. Variational Autoencoder (VAE) (Kingma & Welling, 2014) is a classic generative model that learns the data distribution through Bayesian variational inference. VAEs have been applied in various domains and demonstrate powerful capabilities of data representation and generation. (Kingma & Welling, 2014; Hou et al., 2017; Bowman et al., 2015; Semeniuta et al., 2017; Wang et al., 2019; Ha & Schmidhuber, 2018) Variational Diffusion Models (VDMs) (Kingma et al., 2021) employ a signal-to-noise ratio function to parameterize the forward noise schedule in diffusion models, enabling the direct optimization of the variational lower bound (VLB) and accelerating training a lot.

6 CONCLUSION

In this paper, we introduce BayesDiff, a framework for pixel-wise uncertainty estimation in Diffusion Models via Bayesian inference. We have empirically demonstrated that the estimated pixel-wise uncertainty holds a significant practical value, including being utilized as an image-wise uncertainty metric for filtering low-quality images and a tool for diversity enhancement and misalignment rectification in text-to-image generations. Apart from image generations, the powerful capability of Diffusion Models to generate realistic samples has been applied in various other domains such as natural language processing (audio synthesis (Huang et al., 2022); text-to-speech (Kim et al., 2022)) and AI for science (molecular conformation prediction (Xu et al., 2021); material design (Luo et al., 2022)). We believe BayesDiff holds great potential for incorporating with these applications to improve the predictive uncertainty and calibrate generations.

REFERENCES

- Fan Bao, Chongxuan Li, Jun Zhu, and Bo Zhang. Analytic-dpm: an analytic estimate of the optimal reverse variance in diffusion probabilistic models. In *International Conference on Learning Representations*, 2021.
- Fan Bao, Shen Nie, Kaiwen Xue, Yue Cao, Chongxuan Li, Hang Su, and Jun Zhu. All are worth words: A vit backbone for diffusion models. In *Proceedings of the IEEE/CVF Conference on Computer Vision and Pattern Recognition*, pp. 22669–22679, 2023.
- Shane Barratt and Rishi Sharma. A note on the inception score. *arXiv preprint arXiv:1801.01973*, 2018.
- Charles Blundell, Julien Cornebise, Koray Kavukcuoglu, and Daan Wierstra. Weight uncertainty in neural network. In *International Conference on Machine Learning*, pp. 1613–1622, 2015.
- Samuel R Bowman, Luke Vilnis, Oriol Vinyals, Andrew M Dai, Rafal Jozefowicz, and Samy Bengio. Generating sentences from a continuous space. *arXiv preprint arXiv:1511.06349*, 2015.
- Tianqi Chen, Emily Fox, and Carlos Guestrin. Stochastic gradient hamiltonian monte carlo. In *International Conference on Machine Learning*, pp. 1683–1691. PMLR, 2014.
- Erik Daxberger, Agustinus Kristiadi, Alexander Immer, Runa Eschenhagen, Matthias Bauer, and Philipp Hennig. Laplace redux-effortless bayesian deep learning. *Advances in Neural Information Processing Systems*, 34:20089–20103, 2021a.
- Erik Daxberger, Eric Nalisnick, James U Allingham, Javier Antorán, and José Miguel Hernández-Lobato. Bayesian deep learning via subnetwork inference. In *International Conference on Machine Learning*, pp. 2510–2521. PMLR, 2021b.
- Jia Deng, Wei Dong, Richard Socher, Li-Jia Li, Kai Li, and Li Fei-Fei. Imagenet: A large-scale hierarchical image database. In *2009 IEEE conference on computer vision and pattern recognition*, pp. 248–255. Ieee, 2009.
- Zhijie Deng, Xiao Yang, Shizhen Xu, Hang Su, and Jun Zhu. Libre: A practical bayesian approach to adversarial detection. In *Proceedings of the IEEE/CVF conference on computer vision and pattern recognition*, pp. 972–982, 2021.
- Prafulla Dhariwal and Alexander Nichol. Diffusion models beat gans on image synthesis. *Advances in neural information processing systems*, 34:8780–8794, 2021.
- Andrew YK Foong, Yingzhen Li, José Miguel Hernández-Lobato, and Richard E Turner. ‘in-between’ uncertainty in bayesian neural networks. *arXiv preprint arXiv:1906.11537*, 2019.
- Shuyang Gu, Dong Chen, Jianmin Bao, Fang Wen, Bo Zhang, Dongdong Chen, Lu Yuan, and Baining Guo. Vector quantized diffusion model for text-to-image synthesis. In *Proceedings of the IEEE/CVF Conference on Computer Vision and Pattern Recognition*, pp. 10696–10706, 2022.
- David Ha and Jürgen Schmidhuber. World models. *arXiv preprint arXiv:1803.10122*, 2018.

- José Miguel Hernández-Lobato and Ryan Adams. Probabilistic backpropagation for scalable learning of Bayesian neural networks. In *International Conference on Machine Learning*, pp. 1861–1869, 2015.
- Martin Heusel, Hubert Ramsauer, Thomas Unterthiner, Bernhard Nessler, and Sepp Hochreiter. Gans trained by a two time-scale update rule converge to a local nash equilibrium. *Advances in neural information processing systems*, 30, 2017.
- Jonathan Ho, Ajay Jain, and Pieter Abbeel. Denoising diffusion probabilistic models. *Advances in Neural Information Processing Systems*, 33:6840–6851, 2020.
- Xianxu Hou, Linlin Shen, Ke Sun, and Guoping Qiu. Deep feature consistent variational auto-encoder. In *2017 IEEE winter conference on applications of computer vision (WACV)*, pp. 1133–1141. IEEE, 2017.
- Rongjie Huang, Zhou Zhao, Huadai Liu, Jinglin Liu, Chenye Cui, and Yi Ren. Prodiff: Progressive fast diffusion model for high-quality text-to-speech. In *Proceedings of the 30th ACM International Conference on Multimedia*, pp. 2595–2605, 2022.
- Mohammad Emtiyaz Khan, Didrik Nielsen, Voot Tangkaratt, Wu Lin, Yarin Gal, and Akash Srivastava. Fast and scalable Bayesian deep learning by weight-perturbation in adam. In *International Conference on Machine Learning*, pp. 2616–2625, 2018.
- Heeseung Kim, Sungwon Kim, and Sungroh Yoon. Guided-tts: A diffusion model for text-to-speech via classifier guidance. In *International Conference on Machine Learning*, pp. 11119–11133. PMLR, 2022.
- Diederik Kingma, Tim Salimans, Ben Poole, and Jonathan Ho. Variational diffusion models. *Advances in neural information processing systems*, 34:21696–21707, 2021.
- Diederik P Kingma and Max Welling. Auto-encoding variational bayes. *stat*, 1050:1, 2014.
- Agustinus Kristiadi, Matthias Hein, and Philipp Hennig. Being bayesian, even just a bit, fixes overconfidence in relu networks. In *International conference on machine learning*, pp. 5436–5446. PMLR, 2020.
- Tuomas Kynkäänniemi, Tero Karras, Samuli Laine, Jaakko Lehtinen, and Timo Aila. Improved precision and recall metric for assessing generative models. *Advances in Neural Information Processing Systems*, 32, 2019.
- Qiang Liu and Dilin Wang. Stein variational gradient descent: A general purpose Bayesian inference algorithm. In *Advances in Neural Information Processing Systems*, pp. 2378–2386, 2016.
- Ziwei Liu, Ping Luo, Xiaogang Wang, and Xiaoou Tang. Deep learning face attributes in the wild. In *Proceedings of International Conference on Computer Vision (ICCV)*, December 2015.
- Christos Louizos and Max Welling. Structured and efficient variational deep learning with matrix gaussian posteriors. In *International Conference on Machine Learning*, pp. 1708–1716, 2016.
- Cheng Lu, Yuhao Zhou, Fan Bao, Jianfei Chen, Chongxuan Li, and Jun Zhu. Dpm-solver: A fast ode solver for diffusion probabilistic model sampling in around 10 steps. *Advances in Neural Information Processing Systems*, 35:5775–5787, 2022.
- Andreas Lugmayr, Martin Danelljan, Andres Romero, Fisher Yu, Radu Timofte, and Luc Van Gool. Repaint: Inpainting using denoising diffusion probabilistic models. In *Proceedings of the IEEE/CVF Conference on Computer Vision and Pattern Recognition*, pp. 11461–11471, 2022.
- Shitong Luo, Yufeng Su, Xingang Peng, Sheng Wang, Jian Peng, and Jianzhu Ma. Antigen-specific antibody design and optimization with diffusion-based generative models for protein structures. *Advances in Neural Information Processing Systems*, 35:9754–9767, 2022.
- David John Cameron Mackay. *Bayesian methods for adaptive models*. PhD thesis, California Institute of Technology, 1992.

- Wesley J Maddox, Pavel Izmailov, Timur Garipov, Dmitry P Vetrov, and Andrew Gordon Wilson. A simple baseline for bayesian uncertainty in deep learning. *Advances in neural information processing systems*, 32, 2019.
- Hippolyt Ritter, Aleksandar Botev, and David Barber. A scalable laplace approximation for neural networks. In *6th International Conference on Learning Representations*, volume 6. International Conference on Representation Learning, 2018.
- Robin Rombach, Andreas Blattmann, Dominik Lorenz, Patrick Esser, and Björn Ommer. High-resolution image synthesis with latent diffusion models. In *Proceedings of the IEEE/CVF conference on computer vision and pattern recognition*, pp. 10684–10695, 2022.
- Yunus Saatci and Andrew G Wilson. Bayesian gan. *Advances in neural information processing systems*, 30, 2017.
- Chitwan Saharia, William Chan, Saurabh Saxena, Lala Li, Jay Whang, Emily L Denton, Kamyar Ghasemipour, Raphael Gontijo Lopes, Burcu Karagol Ayan, Tim Salimans, et al. Photorealistic text-to-image diffusion models with deep language understanding. *Advances in Neural Information Processing Systems*, 35:36479–36494, 2022.
- Stanislau Semeniuta, Aliaksei Severyn, and Erhardt Barth. A hybrid convolutional variational autoencoder for text generation. *arXiv preprint arXiv:1702.02390*, 2017.
- Jiaming Song, Chenlin Meng, and Stefano Ermon. Denoising diffusion implicit models. In *International Conference on Learning Representations*, 2020.
- Yang Song, Jascha Sohl-Dickstein, Diederik P Kingma, Abhishek Kumar, Stefano Ermon, and Ben Poole. Score-based generative modeling through stochastic differential equations. In *International Conference on Learning Representations*, 2021.
- Wenlin Wang, Zhe Gan, Hongteng Xu, Ruiyi Zhang, Guoyin Wang, Dinghan Shen, Changyou Chen, and Lawrence Carin. Topic-guided variational autoencoders for text generation. In *NAACL HLT 2019-2019 Conference of the North American Chapter of the Association for Computational Linguistics: Human Language Technologies-Proceedings of the Conference*, pp. 166–177. Association for Computational Linguistics (ACL), 2019.
- Max Welling and Yee W Teh. Bayesian learning via stochastic gradient langevin dynamics. In *International Conference on Machine Learning*, pp. 681–688, 2011.
- Xiaoshi Wu, Keqiang Sun, Feng Zhu, Rui Zhao, and Hongsheng Li. Better aligning text-to-image models with human preference. *arXiv e-prints*, pp. arXiv-2303, 2023.
- Minkai Xu, Lantao Yu, Yang Song, Chence Shi, Stefano Ermon, and Jian Tang. Geodiff: A geometric diffusion model for molecular conformation generation. In *International Conference on Learning Representations*, 2021.
- Chenshuang Zhang, Chaoning Zhang, Mengchun Zhang, and In So Kweon. Text-to-image diffusion model in generative ai: A survey. *arXiv preprint arXiv:2303.07909*, 2023.
- Guodong Zhang, Shengyang Sun, David Duvenaud, and Roger Grosse. Noisy natural gradient as variational inference. In *International Conference on Machine Learning*, pp. 5847–5856, 2018.
- Ruqi Zhang, Chunyuan Li, Jianyi Zhang, Changyou Chen, and Andrew Gordon Wilson. Cyclical stochastic gradient mcmc for bayesian deep learning. *arXiv preprint arXiv:1902.03932*, 2019.

A APPENDIX

A.1 ITERATION RULES FOR OTHER SAMPLING METHODS

For Analytic-DPM (Bao et al., 2021), the sampling method is:

$$\mathbf{x}_{t-1} = \frac{1}{\sqrt{\alpha_t}} \left(\mathbf{x}_t - \frac{1 - \alpha_t'}{\sqrt{1 - \alpha_t'}} \epsilon_t \right) + \sigma_t \mathbf{z} \quad (15)$$

$$\sigma_t^2 = \lambda_t^2 + \left(\sqrt{\frac{1 - \bar{\alpha}'_t}{\alpha'_t}} - \sqrt{1 - \bar{\alpha}'_{t-1} - \lambda_t^2} \right)^2 (1 - (1 - \bar{\alpha}'_t)\Gamma_t) \quad (16)$$

$$\lambda_t^2 = \frac{1 - \bar{\alpha}'_{t-1}}{1 - \bar{\alpha}'_t} (1 - \alpha'_t), \quad \Gamma_n = \frac{1}{M} \sum_{m=1}^M \frac{\|\mathbf{s}_t(\mathbf{x}_{t,m})\|^2}{d}, \quad \mathbf{x}_{t,m} \stackrel{i.i.d.}{\sim} q_t(\mathbf{x}_t) \quad (17)$$

The corresponding iteration rule is:

$$\mathbb{E}(\mathbf{x}_{t-1}) = \frac{1}{\sqrt{\alpha'_t}} \mathbb{E}(\mathbf{x}_t) - \frac{1 - \alpha'_t}{\sqrt{\alpha'_t(1 - \bar{\alpha}'_t)}} \mathbb{E}(\boldsymbol{\epsilon}_t) \quad (18)$$

$$\text{Var}(\mathbf{x}_{t-1}) = \frac{1}{\alpha'_t} \text{Var}(\mathbf{x}_t) - 2 \frac{1 - \alpha'_t}{\alpha'_t \sqrt{1 - \bar{\alpha}'_t}} \text{Cov}(\mathbf{x}_t, \boldsymbol{\epsilon}_t) + \frac{(1 - \alpha'_t)^2}{\alpha'_t (1 - \bar{\alpha}'_t)} \text{Var}(\boldsymbol{\epsilon}_t) + \sigma_t^2 \quad (19)$$

For DDIM (Song et al., 2020), the sampling method is

$$\mathbf{x}_{t-1} = \alpha_{t-1} \left(\frac{\mathbf{x}_t - \sigma_t \boldsymbol{\epsilon}_t}{\alpha_t} \right) + \sigma_{t-1} \boldsymbol{\epsilon}_t \quad (20)$$

The corresponding iteration rule is:

$$\mathbb{E}(\mathbf{x}_{t-1}) = \frac{\alpha_{t-1}}{\alpha_t} \mathbb{E}(\mathbf{x}_t) + (\sigma_{t-1} - \frac{\alpha_{t-1}}{\alpha_t} \sigma_t) \mathbb{E}(\boldsymbol{\epsilon}_t) \quad (21)$$

$$\text{Var}(\mathbf{x}_{t-1}) = \frac{\alpha_{t-1}^2}{\alpha_t^2} \text{Var}(\mathbf{x}_t) + 2 \frac{\alpha_{t-1}}{\alpha_t} (\sigma_{t-1} - \frac{\alpha_{t-1}}{\alpha_t} \sigma_t) \text{Cov}(\mathbf{x}_t, \boldsymbol{\epsilon}_t) + (\sigma_{t-1} - \frac{\alpha_{t-1}}{\alpha_t} \sigma_t)^2 \text{Var}(\boldsymbol{\epsilon}_t) \quad (22)$$

For 2-order DPM-Solver (Lu et al., 2022), applying our method is non-trivial because it involves an extra hidden state between \mathbf{x}_t and \mathbf{x}_{t-1} :

$$\mathbf{x}_{s_t} = \frac{\alpha_{s_t}}{\alpha_t} \mathbf{x}_t - \sigma_{s_t} (e^{\frac{h_t}{2}} - 1) \boldsymbol{\epsilon}_t \quad (23)$$

$$\mathbf{x}_{t-1} = \frac{\alpha_{t-1}}{\alpha_t} \mathbf{x}_t - \sigma_{t-1} (e^{h_t} - 1) \boldsymbol{\epsilon}_{s_t}, \quad (24)$$

where $\lambda_t = \log \frac{\alpha_t}{\sigma_t}$ is the half-log-SNR (Lu et al., 2022). $h_t = \lambda_{t-1} - \lambda_t$. s_t denotes the timestep corresponding to the half-log-SNR of $\frac{\lambda_{t-1} + \lambda_t}{2}$.

Estimating expectation and variance for both sides of Equation (24) yields:

$$\mathbb{E}(\mathbf{x}_{t-1}) = \frac{\alpha_{t-1}}{\alpha_t} \mathbb{E}(\mathbf{x}_t) - \sigma_{t-1} (e^{h_t} - 1) \mathbb{E}(\boldsymbol{\epsilon}_{s_t}) \quad (25)$$

$$\text{Var}(\mathbf{x}_{t-1}) = \frac{\alpha_{t-1}^2}{\alpha_t^2} \text{Var}(\mathbf{x}_t) - 2 \frac{\alpha_{s_t}}{\alpha_t} \sigma_{t-1} (e^{h_t} - 1) \text{Cov}(\mathbf{x}_t, \boldsymbol{\epsilon}_{s_t}) + \sigma_{t-1}^2 (e^{h_t} - 1)^2 \text{Var}(\boldsymbol{\epsilon}_{s_t}). \quad (26)$$

Unlike first-order sampling methods, we cannot approximate $\text{Cov}(\mathbf{x}_t, \boldsymbol{\epsilon}_{s_t})$ with rarely MC samples $\mathbf{x}_{t,i}$. Nonetheless, we observe that injecting the uncertainty on $\boldsymbol{\epsilon}_t$ to Equation (23) yields

$$\mathbf{x}_{s_t} | \mathbf{x}_t \sim \mathcal{N} \left(\frac{\alpha_{s_t}}{\alpha_t} \mathbf{x}_t - \sigma_{s_t} (e^{\frac{h_t}{2}} - 1) \boldsymbol{\epsilon}_\theta(\mathbf{x}_t, t), \text{diag}(\sigma_{s_t}^2 (e^{\frac{h_t}{2}} - 1)^2 \gamma_\theta^2(\mathbf{x}_t, t)) \right). \quad (27)$$

Consequently, we can first sample $\mathbf{x}_{t,i} \sim \mathcal{N}(\mathbb{E}(\mathbf{x}_t), \text{Var}(\mathbf{x}_t))$, based on which $\mathbf{x}_{s_t,i}$ are sampled. Then, we can approximate $\text{Cov}(\mathbf{x}_t, \boldsymbol{\epsilon}_{s_t})$ with MC estimation similar to Equation (11).

A.2 UNCERTAINTY QUANTIFICATION ON CONTINUOUS-TIME REVERSE PROCESS

Firstly, we integrate Equation (6) with time t from 0 to T to obtain the continuous-time solution \mathbf{x}_0 .

$$\mathbf{x}_0 = \mathbf{x}_T - \int_0^T [f(t)\mathbf{x}_t + \frac{g(t)^2}{\sigma_t} \boldsymbol{\epsilon}_t] dt + \int_0^T g(t) d\bar{\boldsymbol{\omega}}_t \quad (28)$$

Due to the independence between the reverse-time Wiener process and x_t , we have

$$\begin{aligned}\text{Var}(\mathbf{x}_0) &= \text{Var}(\mathbf{x}_T) + \text{Var}\left(\int_0^T [f(t)\mathbf{x}_t + \frac{g(t)^2}{\sigma_t}\boldsymbol{\epsilon}_t]dt\right) + \text{Var}\left(\int_0^T g(t)d\bar{\omega}_t\right) \\ &= \mathbf{1} + \text{Var}\left(\int_0^T [f(t)\mathbf{x}_t + \frac{g(t)^2}{\sigma_t}\boldsymbol{\epsilon}_t]dt\right) + \int_0^T g(t)^2 dt\end{aligned}\quad (29)$$

The second equality is derived using the Ito isometry property Equation (30) of Ito calculus:

$$\mathbb{E}\left(\int_0^T g_1(t)d\bar{\omega}_t \int_0^T g_2(t)d\bar{\omega}_t\right) = \mathbb{E}\left(\int_0^T g_1(t)g_2(t)dt\right)\quad (30)$$

that is,

$$\begin{aligned}\text{Var}\left(\int_0^T g(t)d\bar{\omega}_t\right) &= \mathbb{E}\left(\left(\int_0^T g(t)d\bar{\omega}_t\right)^2\right) - \mathbb{E}\left(\int_0^T g(t)d\bar{\omega}_t\right)^2 \\ &= \mathbb{E}\left(\int_0^T g(t)d\bar{\omega}_t\right)^2 - 0 = \int_0^T g(t)^2 dt\end{aligned}\quad (31)$$

Assuming that the reward process $\mathbf{x}_t, t \in [0, T]$ is a stochastic process with second order moments and is mean square integrable, we have

$$\begin{aligned}\text{Var}\left(\int_0^T [f(t)\mathbf{x}_t + \frac{g(t)^2}{\sigma_t}\boldsymbol{\epsilon}_t]dt\right) &= \int_0^T \int_0^T f(s)f(t)\text{Cov}(\mathbf{x}_s, \mathbf{x}_t) \\ &\quad - f(s)\frac{g(t)^2}{\sigma_t}\text{Cov}(\mathbf{x}_s, \boldsymbol{\epsilon}_t) - f(t)\frac{g(s)^2}{\sigma_s}\text{Cov}(\mathbf{x}_t, \boldsymbol{\epsilon}_s) + \frac{g(s)^2}{\sigma_s}\frac{g(t)^2}{\sigma_t}\text{Cov}(\boldsymbol{\epsilon}_s, \boldsymbol{\epsilon}_t)dsdt \\ &= \int_0^T \int_0^T f(s)f(t)\text{Cov}(\mathbf{x}_s, \mathbf{x}_t) - f(s)\frac{g(t)^2}{\sigma_t}\text{Cov}(\mathbf{x}_s, \boldsymbol{\epsilon}_t)dsdt \\ &\quad - 2\int_0^T f(s)\frac{g(s)^2}{\sigma_s}\text{Cov}(\mathbf{x}_s, \boldsymbol{\epsilon}_s)ds + \int_0^T \frac{g(s)^4}{\sigma_s^2}\text{Cov}(\boldsymbol{\epsilon}_s, \boldsymbol{\epsilon}_s)ds\end{aligned}\quad (32)$$

The second equivalence holds because \mathbf{x}_s and $\boldsymbol{\epsilon}_t, \boldsymbol{\epsilon}_s$ and $\boldsymbol{\epsilon}_t$ are both independent when $s \neq t$, i.e. $\text{Cov}(\mathbf{x}_s, \boldsymbol{\epsilon}_t) = 0, \text{Cov}(\boldsymbol{\epsilon}_s, \boldsymbol{\epsilon}_t) = 0, \forall s \neq t$.

$$\begin{aligned}\int_0^T \int_0^T f(s)f(t)\text{Cov}(\mathbf{x}_s, \mathbf{x}_t)dsdt &= 2\int_0^T f(t)\left(\int_0^t f(s)\text{Cov}(\mathbf{x}_s, \mathbf{x}_t)ds\right)dt \\ &= 2\int_0^T f(t)\left(\int_0^t f(s)\text{Cov}(\mathbf{x}_s, \mathbf{x}_s + \int_s^t (f(u)\mathbf{x}_u - \frac{g(u)^2}{\sigma_u}\boldsymbol{\epsilon}_u)du\right. \\ &\quad \left.+ \int_s^t g(u)d\bar{\omega}_u\right)dsdt \\ &= 2\int_0^T f(t)\left(\int_0^t f(s)\text{Var}(\mathbf{x}_s)ds\right)dt \\ &\quad + 2\int_0^T f(t)\left(\int_0^t f(s)\text{Cov}(\mathbf{x}_s, \int_s^t (f(u)\mathbf{x}_u - \frac{g(u)^2}{\sigma_u}\boldsymbol{\epsilon}_u)du\right)dsdt\end{aligned}\quad (33)$$

Then the question boils down to approximate $\text{Cov}(\mathbf{x}_s, \int_s^t (f(u)\mathbf{x}_u - \frac{g(u)^2}{\sigma_u}\boldsymbol{\epsilon}_u)du)$. According to the numerical integration method and $\text{Cov}(\mathbf{x}_s, \boldsymbol{\epsilon}_t) = 0, \forall s \neq t$,

$$\begin{aligned}\text{Cov}\left(\mathbf{x}_s, \int_s^t (f(u)\mathbf{x}_u - \frac{g(u)^2}{\sigma_u}\boldsymbol{\epsilon}_u)du\right) &= \text{Cov}\left(\mathbf{x}_s, \int_s^t f(u)\mathbf{x}_u du\right) + \text{Cov}\left(\mathbf{x}_s, \int_s^t -\frac{g(u)^2}{\sigma_u}\boldsymbol{\epsilon}_u du\right) \\ &= \text{Cov}\left(\mathbf{x}_s, \int_s^t f(u)\mathbf{x}_u du\right) - \frac{g(u)^2}{\sigma_u}\text{Cov}(\mathbf{x}_s, \boldsymbol{\epsilon}_u)\Delta t\end{aligned}\quad (34)$$

So when $\Delta t \rightarrow 0$,

$$\text{Cov}(\mathbf{x}_s, \int_s^t (f(u)\mathbf{x}_u - \frac{g(u)^2}{\sigma_u}\boldsymbol{\epsilon}_u)du) = \text{Cov}(\mathbf{x}_s, \int_s^t f(u)\mathbf{x}_u du) \quad (35)$$

According to sampling method $\mathbf{x}_{t-1} = \mathbf{x}_t - (f(t)\mathbf{x}_t + \frac{g(t)^2}{\sigma_t}\boldsymbol{\epsilon}_t)\Delta t + g(t)(\mathbf{w}_{t-1} - \mathbf{w}_t)$,

$$\begin{aligned} \mathbf{x}_{s+\Delta t} &= \mathbf{x}_s + (f(s)\mathbf{x}_s + \frac{g(s)^2}{\sigma_s}\boldsymbol{\epsilon}_s)\Delta t + h(w) \\ \mathbf{x}_{s+2\Delta t} &= \mathbf{x}_{s+\Delta t} + (f(s+\Delta t)\mathbf{x}_{s+\Delta t} + \frac{g(s+\Delta t)^2}{\sigma_{s+\Delta t}}\boldsymbol{\epsilon}_{s+\Delta t})\Delta t + h(w) \\ &= \mathbf{x}_s + (f(s)\mathbf{x}_s + \frac{g(s)^2}{\sigma_s}\boldsymbol{\epsilon}_s)\Delta t + f(s+\Delta t)\mathbf{x}_s\Delta t + \frac{g(s+\Delta t)^2}{\sigma_{s+\Delta t}}\boldsymbol{\epsilon}_{s+\Delta t}\Delta t + \mathcal{O}(\Delta t^2) + h(w) \end{aligned} \quad (36)$$

Then using naïve numerical integration method, we have

$$\begin{aligned} \int_s^t f(u)\mathbf{x}_u du &= f(s)\mathbf{x}_s\Delta t + f(s+\Delta t)\mathbf{x}_{s+\Delta t}\Delta t + f(s+2\Delta t)\mathbf{x}_{s+2\Delta t}\Delta t + \cdots + f(t-\Delta t)\mathbf{x}_{t-\Delta t}\Delta t \\ &= f(s)\mathbf{x}_s\Delta t + f(s+\Delta t)\mathbf{x}_s\Delta t + f(s+2\Delta t)\mathbf{x}_s\Delta t + \cdots + f(t-\Delta t)\mathbf{x}_s\Delta t + \sum \mathcal{O}(\Delta t^2) + H(w) \\ &= \int_s^t f(u)\mathbf{x}_s du + \sum \mathcal{O}(\Delta t^2) + H(w) \end{aligned} \quad (37)$$

We neglect second-order terms and get the approximation of $\text{Cov}(\mathbf{x}_s, \int_s^t f(u)\mathbf{x}_u du)$:

$$\text{Cov}(\mathbf{x}_s, \int_s^t f(u)\mathbf{x}_u du) \approx \text{Cov}(\mathbf{x}_s, \int_s^t f(u)\mathbf{x}_s du) = \text{Var}(\mathbf{x}_s) \int_s^t f(u) du \quad (38)$$

In conclusion, we derive an approximate illustrating the pattern of uncertainty dynamics from \mathbf{x}_T to \mathbf{x}_0 ,

$$\begin{aligned} \text{Var}(\mathbf{x}_0) &\approx \mathbf{1} + 2 \int_0^T f(t) \left(\int_0^t f(s) \text{Var}(\mathbf{x}_s) ds \right) dt + 2 \int_0^T f(t) \left(\int_0^t f(s) \text{Var}(\mathbf{x}_s) \left(\int_s^t f(u) du \right) ds \right) dt \\ &\quad - 2 \int_0^T f(s) \frac{g(s)^2}{\sigma_s} \text{Cov}(\mathbf{x}_s, \boldsymbol{\epsilon}_s) ds + \int_0^T \frac{g(s)^4}{\sigma_s^2} \text{Var}(\boldsymbol{\epsilon}_s) ds + \int_0^T g(t)^2 dt \end{aligned} \quad (39)$$

Moreover, we can generalize it to arbitrary reverse time interval $[i, j] \in [0, T]$.

Specifically, $\forall 0 \leq i \leq j \leq T$,

$$\begin{aligned} \text{Var}(\mathbf{x}_i) &\approx \text{Var}(\mathbf{x}_j) + 2 \int_i^j f(t) \left(\int_i^t f(s) \text{Var}(\mathbf{x}_s) ds \right) dt + 2 \int_i^j f(t) \left(\int_i^t f(s) \text{Var}(\mathbf{x}_s) \left(\int_s^t f(u) du \right) ds \right) dt \\ &\quad - 2 \int_i^j f(s) \frac{g(s)^2}{\sigma_s} \text{Cov}(\mathbf{x}_s, \boldsymbol{\epsilon}_s) ds + \int_i^j \frac{g(s)^4}{\sigma_s^2} \text{Var}(\boldsymbol{\epsilon}_s) ds + \int_i^j g(t)^2 dt \end{aligned} \quad (40)$$

A.3 BAYESDIFF-SKIP ALOGORITHM

In this section, we present our BayesDiff-Skip algorithm. To be specific, if sampling with uncertainty is used from \mathbf{x}_t to \mathbf{x}_{t-1} , then $\boldsymbol{\epsilon}_t$ is considered as a random variable sampled from the normal posterior predictive distribution, where $\text{Cov}(\mathbf{x}_t, \boldsymbol{\epsilon}_t)$ and $\text{Var}(\boldsymbol{\epsilon}_t)$ are non-zero. Conversely, if original deterministic sampling is used from \mathbf{x}_t to \mathbf{x}_{t-1} , $\boldsymbol{\epsilon}_t$ is treated as a constant and $\text{Cov}(\mathbf{x}_t, \boldsymbol{\epsilon}_t)$ and $\text{Var}(\boldsymbol{\epsilon}_t)$ are zero. We conclude it to this algorithm below.

Algorithm 2 A faster variant of BayesDiff. (BayesDiff-Skip)**Input:** Starting point \mathbf{x}_T , Monte Carlo sample size S , Pre-trained noise prediction model ϵ_θ .**Output:** Image generation \mathbf{x}_0 and pixel-wise uncertainty $\text{Var}(\mathbf{x}_0)$.

- 1: Construct the pixel-wise variance prediction function γ_θ^2 via LLLA;
- 2: $\mathbb{E}(\mathbf{x}_T) \leftarrow \mathbf{x}_T$, $\text{Var}(\mathbf{x}_T) \leftarrow \mathbf{0}$, $\text{Cov}(\mathbf{x}_T, \epsilon_T) \leftarrow \mathbf{0}$;
- 3: **for** $t = T \rightarrow 1$ **do**
- 4: **if** $t \in \tilde{\mathbf{t}}$ **then**
- 5: Sample $\epsilon_t \sim \mathcal{N}(\epsilon_\theta(\mathbf{x}_t, t), \text{diag}(\gamma_\theta^2(\mathbf{x}_t, t)))$;
- 6: **else**
- 7: $\epsilon_t \leftarrow \epsilon_\theta(\mathbf{x}_t, t)$, $\text{Cov}(\mathbf{x}_t, \epsilon_t) \leftarrow \mathbf{0}$, $\text{Var}(\epsilon_t) \leftarrow \mathbf{0}$;
- 8: **end if**
- 9: Obtain \mathbf{x}_{t-1} via Equation (7);
- 10: Estimate $\mathbb{E}(\mathbf{x}_{t-1})$ and $\text{Var}(\mathbf{x}_{t-1})$ via Equation (10) and Equation (8);
- 11: **if** $t-1 \in \tilde{\mathbf{t}}$ **then**
- 12: Sample $\mathbf{x}_{t-1,i} \sim \mathcal{N}(\mathbb{E}(\mathbf{x}_{t-1}), \text{Var}(\mathbf{x}_{t-1}))$, $i = 1, \dots, S$;
- 13: Estimate $\text{Cov}(\mathbf{x}_{t-1}, \epsilon_{t-1})$ via Equation (11);
- 14: **end if**
- 15: **end for**

A.4 UNCERTAINTY VARIATION TRENDS

We investigate the variance trends of uncertainty in the entire denoising process corresponding to different sizes of skipping interval. We observe from Figure 11 that the uncertainty initially increases to a peak from zero and then decreases regardless of the size of skipping interval. This trend aligns with the denoising trajectory transitioning from noisy \mathbf{x}_T to clear images \mathbf{x}_0 because when t is near T , \mathbf{x}_t is still noise with high uncertainty, whereas as t approaches 0, \mathbf{x}_t has already become a clear image with low uncertainty.

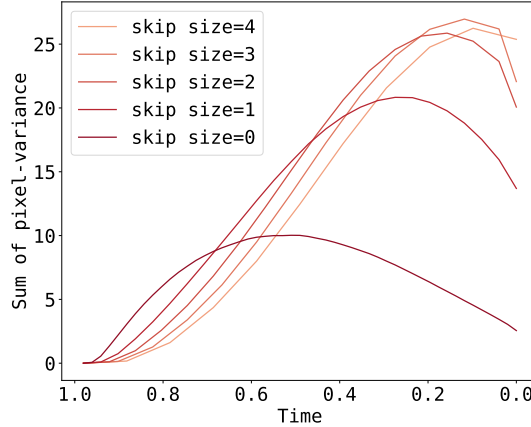


Figure 11: Uncertainty varies in the reverse diffusion process.