

SignGT: Signed Attention-based Graph Transformer for Graph Representation Learning

Jinsong Chen^{1,2,3}, Gaichao Li^{1,2,3}, John E. Hopcroft⁴, Kun He^{2,3,†}

¹ Institute of Artificial Intelligence, Huazhong University of Science and Technology, Wuhan, China

² School of Computer Science and Technology, Huazhong University of Science and Technology, Wuhan, China

³ Hopcroft Center on Computing Science, Huazhong University of Science and Technology, Wuhan, China

⁴ Department of Computer Science, Cornell University, Ithaca, USA

{chenjinsong,gaichaolee}@hust.edu.cn,jeh@cs.cornell.edu,brooklet60@hust.edu.cn

ABSTRACT

The emerging graph Transformers have achieved impressive performance for graph representation learning over graph neural networks (GNNs). In this work, we regard the self-attention mechanism, the core module of graph Transformers, as a two-step aggregation operation on a fully connected graph. Due to the property of generating positive attention values, the self-attention mechanism is equal to conducting a smooth operation on all nodes, preserving the low-frequency information. However, only capturing the low-frequency information is inefficient in learning complex relations of nodes on diverse graphs, such as heterophily graphs where the high-frequency information is crucial. To this end, we propose a Signed Attention-based Graph Transformer (SignGT) to adaptively capture various frequency information from the graphs. Specifically, SignGT develops a new signed self-attention mechanism (SignSA) that produces signed attention values according to the semantic relevance of node pairs. Hence, the diverse frequency information between different node pairs could be carefully preserved. Besides, SignGT proposes a structure-aware feed-forward network (SFFN) that introduces the neighborhood bias to preserve the local topology information. In this way, SignGT could learn informative node representations from both long-range dependencies and local topology information. Extensive empirical results on both node-level and graph-level tasks indicate the superiority of SignGT against state-of-the-art graph Transformers as well as advanced GNNs.

CCS CONCEPTS

• **Computing methodologies** → **Supervised learning by classification**; • **Mathematics of computing** → *Graph algorithms*.

KEYWORDS

Graph Transformer, Graph Neural Network, Graph Representation Learning, Signed Self-attention, Various Frequency Information

† Corresponding author.

Permission to make digital or hard copies of all or part of this work for personal or classroom use is granted without fee provided that copies are not made or distributed for profit or commercial advantage and that copies bear this notice and the full citation on the first page. Copyrights for components of this work owned by others than ACM must be honored. Abstracting with credit is permitted. To copy otherwise, or republish, to post on servers or to redistribute to lists, requires prior specific permission and/or a fee. Request permissions from permissions@acm.org.

XX, XX XX–XX, 2024, XX

© 2024 Association for Computing Machinery.

ACM ISBN 978-1-4503-XXXX-X/18/06...\$15.00

<https://doi.org/XXXXXXXX.XXXXXXX>

ACM Reference Format:

Jinsong Chen, Gaichao Li, John E. Hopcroft, Kun He. 2024. SignGT: Signed Attention-based Graph Transformer for Graph Representation Learning. In *Proceedings of Anonymous Conference 2024 (XX)*. ACM, New York, NY, USA, 11 pages. <https://doi.org/XXXXXXXX.XXXXXXX>

1 INTRODUCTION

The graph is a crucial data structure that characterizes relations between entities abstracted from various domains, such as social connections in social platforms or chemical bonds in molecular graphs. Due to the wide application of graphs, graph representation learning, which aims to learn the informative representation of nodes on graphs to handle downstream machine learning tasks, has attracted enormous attention in recent years. As a proverbial technique of graph representation learning, graph neural networks (GNNs) have achieved remarkable performances on diverse graph-based machine learning tasks [10, 24, 46].

Built on the message-passing mechanism [15] that recursively aggregates information of immediate neighbors, GNNs can jointly encode the graph structural features and node attribute features, demonstrating their powerful ability to learn the node representations. Despite the prevalence, recent studies [2, 7, 10] have revealed that GNNs suffer from the inherited limitations of the message-passing mechanism, such as over-smoothing [7] and over-squashing [2]. These limitations restrict them to capture long-range dependencies on graphs [21], weakening their potential in graph representation learning.

On the other hand, Transformer [39], as an advanced deep learning architecture, has exhibited powerful modeling capability in nature language processing [39] and computer vision [13]. As the self-attention mechanism of Transformer can accurately capture the long-range dependencies of input objects, researchers have attempted to generalize Transformer for graph representation learning and develop a series of Transformer-based models [8, 9, 27, 45, 51], called graph Transformers. The key idea of graph Transformers is to encode the graph topology features into the Transformer architecture and enable it to preserve graph structural information. Classic strategies, such as eigenvectors of the Laplacian matrix [14, 27] and shortest-path of node pairs [49], have been adopted for strengthening the input features or the attention matrix of the Transformer. Other recent studies [8, 21] also develop a hybrid model, which first utilizes GNN layers to capture the graph structural information and then leverages Transformer layers to preserve the long-range dependencies. By introducing various graph information into the

Transformer architecture, graph Transformers have achieved impressive performance for graph representation learning.

The self-attention module, which is the core module of graph Transformers, could be regarded as a two-step aggregation operation on the fully connected graph. For each node, the self-attention module first calculates the attention weights of all nodes, and then utilizes the attention weights to aggregate the information of nodes. Due to the property of the softmax function in the self-attention module, all attention weights are positive, which could be regarded as a smoothing operation, preserving the low-frequency information of all node pairs [5]. From the perspective of spectral space, a recent work [3] also obtains a similar conclusion that Transformer is only effective in learning the class of filters containing the low-pass characteristic. However, existing studies [5, 11, 48] show that only utilizing low-frequency information is inefficient in learning complex relations of nodes on diverse graphs. For instance, high-frequency information is essential in learning informative node representations of heterophily graphs [5], where most connected nodes belong to different labels. Unfortunately, the paradigm of the self-attention module in existing graph Transformers cannot adaptively preserve different frequency information for different types of graphs.

There are several modified attention-based GNNs [5, 36, 37] that develop new attention mechanisms to preserve various frequency information. These methods share a similar idea that utilizes the hyperbolic tangent function to replace the softmax function, omitting the normalization operation of attention values. This strategy is not suitable for graph Transformers because the Transformer requires calculating the attention values of all nodes, which is much greater than those of GNNs only considering immediate neighbors. If we utilize attention values without normalization to aggregate information of all nodes, a large quantity of these values could cause the vanishing gradient problem or gradient exploding problem, undermining the model training of graph Transformers. Accordingly, a natural question arises: *How to design a new self-attention mechanism for graph Transformer so as to capture various frequency information on graphs?*

To answer this question, we design a new self-attention mechanism, called signed self-attention (SignSA), whose key idea is to separate the sign information (which could be regarded as semantic relevance) from the attention weights in the original self-attention. Ideally, a node pair with low semantic relevance will exhibit negative sign information, and high semantic relevance will lead to positive sign information. In this way, SignSA could adaptively preserve the low-frequency or high-frequency information of each node pair according to semantic relevance while preserving the normalization operation of attention values. Figure 1 illustrates the difference between our proposed SignSA and the original self-attention mechanism.

Based on SignSA, we further propose a new graph Transformer, namely Signed Attention-based Graph Transformer (SignGT), for graph representation learning. First, SignGT leverages SignSA to capture various frequency information on graphs, which could be regarded as global information. Then, SignGT develops a structure-aware feed-forward network (SFFN) by introducing the topological bias of the local neighborhood into the original feed-forward network to encode the topology features of graphs, which could be

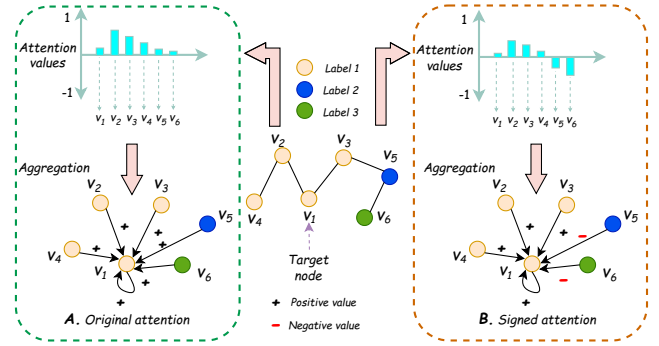


Figure 1: A toy example for illustrating the difference between the original self-attention module and our proposed signed self-attention module. For a given target node, the original self-attention module utilizes all positive attention values to aggregate information of other nodes. While our proposed signed self-attention module leverages signed attention values to adaptively aggregate various frequency information of nodes from the same or different labels.

regarded as the local information. The main advantage of SFFN is that, compared to existing graph Transformers which mainly focuses on immediate neighbors [35, 45], SFFN can flexibly preserve the topological information beyond immediate neighbors via the non-parametric propagation process. By combining SignSA and SFFN modules, SignGT can simultaneously preserve global long-range dependencies, as well as local topology information on graphs.

The main contributions of this paper are summarized as follows:

- We propose SignSA, a novel signed self-attention mechanism that generates signed attention values based on the semantic relevance of each node pair to adaptively preserve various frequency information on graphs.
- We further propose SignGT, a signed attention-based graph Transformer, for graph representation learning. Specifically, SignGT utilizes SignSA to capture various frequency information of the node pairs, and develops SFFN to leverage the structural bias of the neighborhood to preserve topological information.
- Extensive experiments on both node-level and graph-level tasks show the advanced performance of SignGT for graph representation learning, which consistently demonstrates the superiority of SignGT against state-of-the-art graph Transformers and GNNs.

2 RELATED WORK

In this section, we briefly review recent works on GNNs and graph Transformers.

2.1 Graph Neural Network

GNNs are famous models built on the message-passing framework [15] for graph representation learning. Typical GNNs utilize the Laplacian smoothing operation [10, 22, 24] or the attention mechanism [23, 40, 43] to aggregate information of immediate

neighbors. To exploit the information of high-order neighborhoods, many effective strategies have been investigated. Some methods utilize the vector concatenation operation [1] or the skip connection technique [47] to fuse the information of high-order neighborhoods. Other methods [25, 26, 44] leverage various propagation strategies, such as random walk [44] and personalized PageRank [25], to capture the structural information of multi-hop neighborhoods. Recently, several studies [5, 11, 30] reveal that utilizing positive weights to aggregate neighbor node information mainly preserves the low-frequency information of nodes, which is inefficient in capturing the complex relations of node pairs on different types of graphs, such as homophily graphs and heterophily graphs. Hence, these methods develop signed weight-based strategies to aggregate different frequency information from nodes [5, 30, 48] or multi-hop neighborhoods [11]. Note that we focus on attributed graphs with no signed information in this paper. We skip discussing recent works [16, 20, 31] that develop signed attention-based GNNs for signed graphs with positive and negative links since these methods require the signed information of edges as the model input.

Despite effectiveness, GNN-based methods only consider information of limited neighborhoods, which ignores information of nodes beyond local neighbors, leading to learning suboptimal node representations. Though GloGNN [30] claims to capture the information of global nodes, its aggregation coefficient matrix is forced to approximate the adjacency matrix with fixed propagation steps according to the objective function of GloGNN. It indicates that GloGNN mainly focuses on limited neighborhoods, inevitably overlooking information on long-range dependencies. By comparison, our proposed SignGT leverages the signed self-attention mechanism that can carefully capture various frequency information of all nodes on the graph.

2.2 Graph Transformer

Recently, several efforts [8, 9, 45, 49] have been made to generalize the Transformer architecture on graphs, called graph Transformers. One line of the existing graph Transformers is to design various strategies to enable Transformer to capture the structural information of graphs. Ying *et al.* [49] leverage the shortest path of node pairs as the structural information bias to strengthen the original attention matrix. Dwivedi *et al.* [14] and Kreuzer *et al.* [27] exploit the eigenvectors of graph Laplacian matrix as part of the input features to preserve the local topology information of nodes. Bo *et al.* [4] utilize the Transformer architecture to preserve both magnitudes and relative differences of all eigenvalues of the graph Laplacian. Jain *et al.* [21] and Chen *et al.* [8] develop hybrid neural network frameworks that first utilize GNN layers to extract the structural information of graphs and then leverage Transformer layers to learn node representations.

Another line of studies aims to develop efficient graph Transformers to reduce the training cost when handling large graphs. A typical strategy is to introduce the linear Transformer module [35, 45]. For instance, NodeFormer [45] replaces the original calculation of the attention matrix with a positive-definite kernel [12] to achieve linear computational complexity. Besides introducing various linear Transformer models, there are several studies [9, 51, 52] that generalize graph Transformers on large graphs through sampling node

sequences from graphs. Gophormer [52] samples local neighbor nodes to construct the node sequences, while ANS-GT [51] conducts a reinforcement learning-based strategy to adaptively sample nodes from different sampling strategies. Different from the above methods of sampling nodes as tokens to construct node sequences, Chen *et al.* [9] treat the neighborhoods of nodes as tokens and develop a novel module called Hop2Token that transforms multi-hop neighborhoods of nodes into tokens to construct the node sequences.

Existing graph Transformers utilize the attention matrix with all positive values to learn node representations, which has been proven as a smoothing operation on all nodes, preserving the low-frequency information of graphs [3]. Such a paradigm is inefficient in capturing complex node relations on different graphs. Although Bastos *et al.* [3] develop a FeTA framework that enables the Transformer to capture different-frequency information of graphs, it is a hybrid model that mainly depends on spectral GNNs to enhance the modeling ability for graphs. The main limitation of the Transformer architecture still remains: the self-attention module only captures low-frequency information of graphs.

In this work, we propose a signed self-attention mechanism that generates signed attention values based on the semantic relevance of node pairs, which enables the Transformer to capture various frequency information of the node pairs adaptively.

3 PRELIMINARIES

In this section, we first briefly introduce notations of attributed graphs, then introduce the Transformer architecture. In the end, we review the graph attention network and its variants expanded by signed attention.

3.1 Notations

Given an attributed graph $\mathcal{G} = (V, E)$ where V is the node set and E is the edge set, we have the corresponding adjacency matrix $\mathbf{A} \in \mathbb{R}^{n \times n}$ (n is the number of nodes). The normalized adjacency matrix is denoted as $\hat{\mathbf{A}} = \tilde{\mathbf{D}}^{-1/2} \tilde{\mathbf{A}} \tilde{\mathbf{D}}^{-1/2}$, where $\tilde{\mathbf{A}} = \mathbf{A} + \mathbf{I}$, $\mathbf{I} \in \mathbb{R}^{n \times n}$ is the identity matrix, and $\tilde{\mathbf{D}}$ is the corresponding diagonal degree matrix of $\tilde{\mathbf{A}}$. $\mathbf{X} \in \mathbb{R}^{n \times d}$ represents the attribute feature matrix of nodes, where d is the dimension of the feature vector.

3.2 Transformer

Transformer is an advanced deep learning architecture. Each Transformer layer contains two core modules, *i.e.*, multi-head self-attention (MHA) and feed-forward networks (FFN).

Given the input feature matrix $\mathbf{H} \in \mathbb{R}^{n \times d}$, the output through single head self-attention is calculated as:

$$\text{Attention}(\mathbf{Q}, \mathbf{K}, \mathbf{V}) = \text{softmax}\left(\frac{\mathbf{Q}\mathbf{K}^T}{\sqrt{d_k}}\right)\mathbf{V}, \quad (1)$$

where $\mathbf{Q} = \mathbf{H}\mathbf{W}^Q$, $\mathbf{K} = \mathbf{H}\mathbf{W}^K$, $\mathbf{V} = \mathbf{H}\mathbf{W}^V$. $\mathbf{W}^Q \in \mathbb{R}^{d \times d_k}$, $\mathbf{W}^K \in \mathbb{R}^{d \times d_k}$, $\mathbf{W}^V \in \mathbb{R}^{d \times d_v}$ are projection matrices. And the output of MHA is calculated as:

$$\text{MHA}(\mathbf{Q}, \mathbf{K}, \mathbf{V}) = (\text{head}_1 || \text{head}_2 || \dots || \text{head}_h)\mathbf{W}^O, \quad (2)$$

where $\text{head}_i = \text{Attention}(\mathbf{H}\mathbf{W}_i^Q, \mathbf{H}\mathbf{W}_i^K, \mathbf{H}\mathbf{W}_i^V)$, $i \in \{1, \dots, h\}$. $\mathbf{W}^O \in \mathbb{R}^{d_o \times d}$ represents the learnable parameter matrix.

The FFN contains two linear layers and a nonlinear activation function, which is described as follows:

$$\text{FFN}(\mathbf{H}) = \text{Linear}(\sigma(\text{Linear}(\mathbf{H}))), \quad (3)$$

where $\text{Linear}(\cdot)$ denotes the linear layer and $\sigma(\cdot)$ denotes the activation function.

3.3 Graph Attention Network

Graph attention network (GAT) [40] introduces the attention mechanism into GNN to aggregate the information of immediate neighbors adaptively. For a node v_i , the attention weight of the neighbor node v_j in GAT is calculated as follows:

$$\alpha_{v_i v_j} = \frac{\exp(\sigma(\mathbf{a}^T [\mathbf{W}\mathbf{H}_{v_i} \parallel \mathbf{W}\mathbf{H}_{v_j}]))}{\sum_{v_k \in \mathcal{N}_{v_i}} \exp(\sigma(\mathbf{a}^T [\mathbf{W}\mathbf{H}_{v_i} \parallel \mathbf{W}\mathbf{H}_{v_k}]))}, \quad (4)$$

where \mathbf{H}_{v_i} and \mathbf{H}_{v_j} are the representations of v_i and v_j . \mathbf{W} and \mathbf{a} are the learnable projection matrix and projection vector, respectively. $\sigma(\cdot)$ denotes the nonlinearity activation function. \mathcal{N}_{v_i} represents the immediate neighbor set of v_i .

According to Equation 4, the attention weight $\alpha_{v_i v_j} \in (0, 1]$ generated by GAT are always positive, which is inefficient in capturing various frequency information of connected nodes [5]. This situation stimulates the signed attention-based GNNs [5, 36, 37]. These methods share a similar idea, utilizing the $\tanh(\cdot)$ to produce the attention weights.

We take FAGCN [5] as the example. The attention weight in FAGCN is calculated as follows:

$$\alpha'_{v_i v_j} = \tanh(\mathbf{a}^T [\mathbf{H}_{v_i} \parallel \mathbf{H}_{v_j}]). \quad (5)$$

Compared to Equation 4, $\tanh(\cdot)$ forces the attention weight $\alpha'_{v_i v_j}$ into $(-1, 1)$. Bo *et al.* [5] have proved that FAGCN captures the low-frequency information of the node pair (v_i, v_j) , when $\alpha'_{v_i v_j} > 0$. And $\alpha'_{v_i v_j} < 0$ indicates that FAGCN preserves the high-frequency information of (v_i, v_j) .

4 METHODOLOGY

In this section, we first discuss the motivation of our method. Then, we introduce our signed self-attention mechanism, SignSA, which is tailored for Transformer. Finally, we detail the architecture of SignGT that consists of a new graph Transformer layer built on SignSA and SFFN, an extension of FFN with structural bias.

4.1 Motivation

There are mainly two types of frequency information on graphs: low-frequency information and high-frequency information [5].

Specifically, the low-frequency information for each connected node pair mainly preserves the commonality in node representations. In contrast, the high-frequency information mainly captures the difference in node representations. When conducting Transformer on graphs, we can rewrite Equation 1 from the perspective of aggregation operation:

$$\mathbf{H}'_{v_i} = \sum_{j=1}^n \mathbf{M}_{v_i, v_j} \cdot \mathbf{V}_{v_j}, \quad \mathbf{M}_{v_i, v_j} = \frac{\exp(\mathbf{Q}_{v_i} \mathbf{K}_{v_j}^T)}{\sum_{k=1}^n \exp(\mathbf{Q}_{v_i} \mathbf{K}_{v_k}^T)}, \quad (6)$$

where \mathbf{M}_{v_i, v_j} denotes the attention weight from v_j to v_i . We omit the scaling operation and the multi-head strategy for simplified expression.

Based on Equation 6, we can observe that the self-attention mechanism is equivalent to conduct a single aggregation operation across all the nodes. Due to the characteristic of the exponential function, all attention weights of the attention matrix \mathbf{M} are positive, which mainly preserves low-frequency information of the node pairs [5]. Moreover, a recent study [3] also reveals that the self-attention mechanism of Transformer is only effective in learning low-frequency information from the perspective of spectral space.

Since the self-attention mechanism regards the input graph as fully connected, each node must aggregate information from all nodes on the graph. On the one hand, such characteristic enables the model to easily capture long-range dependencies on graphs [21], which is the biggest advantage compared to GNNs. On the other hand, such aggregation operation also involves information from many irrelevant nodes, *e.g.* two nodes belonging to different labels. In this situation, the high-frequency information is crucial for learning informative node representations, *i.e.*, preserving the difference in node representations. Unfortunately, as mentioned before, the self-attention mechanism fails to capture high-frequency information of the node pairs effectively. This phenomenon motivates us to design a new self-attention mechanism that enables Transformer to capture various frequency information on graphs.

4.2 Signed Self-Attention Mechanism

To imbue the self-attention mechanism with the ability to capture various frequency information, a feasible solution is to generate signed attention values according to the input node pairs, where positive values preserve low-frequency information and negative values capture high-frequency information [5]. As discussed before, existing signed attention mechanisms built on the GAT backbone leverage $\tanh(\cdot)$ to generate the signed attention values. This strategy is not suitable for Transformer-based methods due to the lack of normalization operation. This situation implies that a new signed attention mechanism tailored for Transformer is necessary and crucial.

In this paper, we design a new signed self-attention mechanism (SignSA) based on the original self-attention calculation. Specifically, for each node pair (v_i, v_j) , the attention weight of SignSA is calculated as:

$$\mathbf{M}_{v_i, v_j}^S = \text{sgn}(\mathbf{Q}_{v_i} \mathbf{K}_{v_j}^T) \cdot \frac{\exp(|\mathbf{Q}_{v_i} \mathbf{K}_{v_j}^T|)}{\sum_{k=1}^n \exp(|\mathbf{Q}_{v_i} \mathbf{K}_{v_k}^T|)}. \quad (7)$$

Here $\text{sgn}(\cdot)$ denotes the sign function, and $|\cdot|$ denotes the absolute value. The rationale of Equation 7 is to separate the sign information of attention values before normalization. The separated sign information could be regarded as the semantic relevance of each node pair. Ideally, when v_i and v_j exhibit dissimilar representation vectors, $\text{sgn}(\cdot)$ will produce a negative signal, which forces the node representations to become more dissimilar, capturing the high-frequency information between the input nodes. Otherwise, $\text{sgn}(\cdot)$ will produce a positive signal, which forces the node representations to be similar, preserving the low-frequency information.

The advantages of SignSA compared to the original attention mechanism are two-fold: (1) By separating the sign information of attention weights, SignSA can adaptively generate the signed attention weights based on the semantic relevance of nodes, enabling the attention matrix to preserve different frequency information of graphs. (2) SignSA completely preserves the influences of both positive and negative signals on the target node. Since SignSA leverages the absolute value of the dot product as the input of the exponential function, the influence of negative signals can be well preserved.

4.3 Architecture of SignGT

Here, we detail the architecture of the proposed SignGT, which consists of a new graph Transformer layer, called SignGT layer. Each SignGT layer contains two core components, SignSA module and SFFN module. The former leverages the proposed SignSA to capture various frequency information from the whole input graph. While the latter extends the original FFN module in Transformer by introducing neighborhood structural bias to preserve the local topology information.

SignSA module. We replace the original self-attention mechanism in Transformer with SignSA. Equation 7 depicts the calculation of the single-head attention for SignSA. After obtaining the attention values, for a given node v_i , we update its representation \mathbf{H}'_{v_i} as follows:

$$\mathbf{H}'_{v_i} = \sum_{j=1}^n \mathbf{M}_{v_i, v_j}^S \cdot \mathbf{V}_{v_j}. \quad (8)$$

The above calculation is easily extended to the multi-head attention mode via Equation 2, we omit this process for simplified description.

SFFN module. Although SignSA can capture various frequency information from the whole graph, it naturally overlooks graph topology features since it regards the input graph as fully connected. Previous studies of GNNs [5, 11, 24, 26] have demonstrated that local topology features of nodes are also essential for learning informative node representations. Existing graph Transformers [8, 35, 45] utilize the learnable bias or the standard GNN layer to aggregate information of immediate neighbor nodes for enabling the Transformer to preserve local topology information. Nevertheless, these strategies could make the model hard to effectively capture local topology information beyond immediate neighbors.

Thereby, we propose SFFN that integrates the neighborhood structural bias into the original FFN module to preserve the local topology information. The representation of v_i learned by SFFN is described as follows:

$$\mathbf{H}''_{v_i} = \text{Linear} \left(\sigma \left(\sum_{v_j \in \mathcal{N}_{v_i}^k} \mathbf{W}_{v_i, v_j}^S \cdot \text{Linear}(\mathbf{H}'_{v_j}) \right) \right), \quad (9)$$

where \mathbf{W}_{v_i, v_j}^S denotes the structural bias of the node pair (v_i, v_j) , preserving the influence of v_j on v_i from the perspective of the graph topology structure. $\mathcal{N}_{v_i}^k$ denotes the k -hop neighborhood node set of v_i . Inspired by recent advanced GNNs [19, 26, 44], we utilize the propagation method to calculate the structural bias. Specifically, for each k -hop neighborhood node v_j of v_i , \mathbf{W}_{v_i, v_j}^S is calculated by:

$$\mathbf{W}_{v_i, v_j}^S = \bar{\mathbf{A}}_{v_i, v_j}, \quad \bar{\mathbf{A}} = \hat{\mathbf{A}}^k. \quad (10)$$

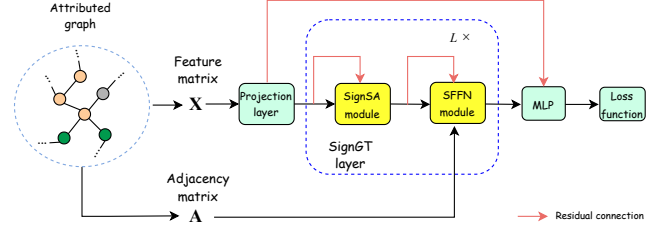


Figure 2: The overall framework of SignGT.

Compared to existing graph Transformers [35, 39, 45], SFFN flexibly captures the local topology information of k -hop neighborhood without introducing additional model parameters or calculation operation during the model training since the structural bias \mathbf{W}^S could be pre-computed with the non-parametric propagation method before the training stage.

Overall framework. Figure 2 illustrates the overall framework of SignGT. Specifically, we first utilize the projection layer to obtain the hidden representations of nodes for dimension reduction since the dimension of raw attribute features on some graphs could be very large. Then, we leverage the neural network backbone consisting of the designed layers to generate the final representation of nodes. The residual connection technique is adopted in practice.

4.4 SignGT for Graph Mining Tasks

Through several SignGT layers, we could obtain the final node representations $\mathbf{H}^{out} \in \mathbb{R}^{n \times d_{out}}$. The learned node representations are used for various downstream graph mining tasks via different loss functions. In this way, SignGT is capable of dealing with various graph mining tasks, including node-level and graph-level tasks. For node-level tasks, e.g., node classification, we can directly feed the learned node representations to the MLP. For graph-level tasks, e.g., graph classification, we first leverage a pooling function to obtain the representation of the entire graph and then use an MLP to predict graph labels.

5 EXPERIMENTS

In this section, we evaluate the performance of SignGT on node-level and graph-level classification tasks, namely node classification and graph classification. We first briefly introduce the experimental setup for each task, including datasets and baselines. The implementation details, such as statistics of datasets, software environment, and hyper-parameter settings, are reported in the Appendix. Then, we report and analyze the performances of all models on these tasks. Finally, we conduct a series of analytical experiments, including ablation study, parameter sensitivity analysis, and visualization, to understand SignGT more deeply.

5.1 Node Classification

The goal of node classification is to predict the labels of nodes. We first introduce the datasets and baselines for the node classification task. Then we report the model performance on this task.

Datasets. We adopt 12 benchmark datasets containing homophily and heterophily graphs derived from diverse domains. Cora, Pubmed,

Table 1: Comparison of all models in terms of mean accuracy \pm stdev (%). The best results appear in bold. The second results appear in underline.

Dataset \mathcal{H}	Photo	ACM	Cora	Pubmed	Computer	CoraFull	BlogCatalog	UAI2010	Flickr	Chameleon	Actor	Squirrel
GCN	94.76 \pm 0.19	92.33 \pm 0.38	87.29 \pm 0.37	86.66 \pm 0.14	89.53 \pm 0.41	61.88 \pm 0.19	93.82 \pm 0.36	74.48 \pm 0.86	86.37 \pm 0.40	59.62 \pm 2.01	35.45 \pm 0.42	45.63 \pm 1.78
GAT	94.98 \pm 0.24	94.24 \pm 0.43	88.96 \pm 0.29	86.45 \pm 0.13	90.78 \pm 0.13	64.62 \pm 0.23	92.62 \pm 0.31	75.22 \pm 0.52	85.73 \pm 0.62	49.98 \pm 1.92	30.18 \pm 0.21	36.58 \pm 2.11
SGC	95.11 \pm 0.09	93.15 \pm 0.22	87.66 \pm 0.28	86.42 \pm 0.16	90.22 \pm 0.21	63.16 \pm 0.28	93.12 \pm 0.39	72.16 \pm 0.63	86.79 \pm 0.46	51.49 \pm 1.83	29.97 \pm 0.26	36.74 \pm 2.56
GPRGNN	95.49 \pm 0.14	94.42 \pm 0.49	88.97 \pm 0.33	89.38 \pm 0.32	89.32 \pm 0.29	67.56 \pm 0.35	95.42 \pm 0.26	76.19 \pm 0.82	90.66 \pm 0.68	69.85 \pm 2.12	37.86 \pm 0.19	54.37 \pm 2.18
FAGCN	94.56 \pm 0.29	94.87 \pm 0.59	88.77 \pm 0.91	89.14 \pm 0.26	87.11 \pm 0.61	70.26 \pm 0.67	96.05 \pm 0.43	74.06 \pm 0.65	92.19 \pm 0.32	69.67 \pm 1.75	37.63 \pm 0.61	63.21 \pm 2.97
GloGNN	95.17 \pm 0.29	94.07 \pm 0.46	88.57 \pm 0.42	88.58 \pm 0.41	89.12 \pm 0.33	67.35 \pm 0.25	93.94 \pm 0.38	76.52 \pm 0.96	91.14 \pm 0.42	74.16 \pm 1.42	39.59 \pm 0.29	59.75 \pm 1.81
NodeFormer	95.27 \pm 0.22	94.93 \pm 0.35	87.32 \pm 0.92	89.24 \pm 0.23	91.12 \pm 0.43	61.82 \pm 0.81	94.33 \pm 0.23	75.84 \pm 0.86	90.97 \pm 0.44	56.34 \pm 1.11	34.62 \pm 0.82	43.42 \pm 0.62
Specformer	94.51 \pm 0.27	94.54 \pm 0.43	88.41 \pm 0.43	89.19 \pm 0.28	91.02 \pm 0.26	66.58 \pm 0.95	96.12 \pm 0.22	75.61 \pm 0.62	92.05 \pm 0.38	73.31 \pm 2.01	38.26 \pm 0.52	62.15 \pm 1.51
SignGT	95.68 \pm 0.36	95.45 \pm 0.49	89.34 \pm 0.35	89.64 \pm 0.45	91.71 \pm 0.44	70.73 \pm 0.46	96.98 \pm 0.35	78.72 \pm 0.69	92.91 \pm 0.36	74.31 \pm 1.24	38.65 \pm 0.32	64.25 \pm 1.48

Table 2: Comparison of all models in terms of mean accuracy \pm stdev (%). The best results appear in bold. The second results appear in underline.

Dataset	NCI1	NCI109	Mutag.	FRANK.	COLLAB
GCN	79.68 \pm 2.05	78.05 \pm 1.59	79.81 \pm 1.58	62.71 \pm 0.79	71.92 \pm 3.24
GAT	79.88 \pm 0.88	79.93 \pm 1.52	78.89 \pm 2.05	63.11 \pm 0.61	75.80 \pm 1.60
GraphSAGE	78.98 \pm 1.84	77.27 \pm 1.66	78.75 \pm 1.18	62.88 \pm 0.55	79.70 \pm 1.70
Set2Set	68.62 \pm 1.90	69.88 \pm 1.20	80.84 \pm 0.67	61.46 \pm 0.47	65.34 \pm 0.44
SAGPool _h	67.55 \pm 1.03	67.91 \pm 0.85	79.72 \pm 0.79	61.73 \pm 0.76	73.08 \pm 1.31
SortPool	73.42 \pm 1.12	73.53 \pm 0.91	80.43 \pm 1.12	63.44 \pm 0.65	71.18 \pm 2.12
Transformer	68.47 \pm 1.78	70.24 \pm 1.29	74.25 \pm 0.69	61.04 \pm 0.93	69.57 \pm 3.22
GT	80.15 \pm 2.04	78.94 \pm 1.15	80.79 \pm 0.98	68.54 \pm 0.61	79.63 \pm 1.02
GraphTrans	81.27 \pm 1.90	79.20 \pm 2.20	81.54 \pm 0.91	70.22 \pm 0.77	79.81 \pm 0.84
SAT	80.69 \pm 1.55	79.06 \pm 0.89	81.62 \pm 1.03	70.18 \pm 0.57	80.05 \pm 0.55
Graphormer	81.44 \pm 0.57	79.91 \pm 1.14	81.15 \pm 1.25	69.72 \pm 1.19	81.80 \pm 2.24
SignGT	83.42 \pm 0.72	80.48 \pm 1.25	83.14 \pm 0.56	70.93 \pm 0.39	82.40 \pm 0.14

ACM, UAI2010, CoraFull are citation networks. BlogCatalog and Flickr are social networks. Computer and Photo are co-purchase networks. Actor is the actor co-occurrence network. Squirrel and Chameleon are Wikipedia networks. ACM, UAI2010, CoraFull, BlogCatalog and Flickr are from [43], and others are from [11].

For each dataset, We follow the metric in [30] to measure the level of homophily:

$$\mathcal{H}(\mathcal{G}) = \frac{|\{e_{i,j} | (v_i, v_j) \in E, Y_{v_i} = Y_{v_j}\}|}{|E|}, \quad (11)$$

where Y_{v_i} denotes the label of node v_i . Low $\mathcal{H}(\mathcal{G})$ means the graph exhibits strong heterophily. The detailed information of datasets is reported in Appendix A. Following the settings of previous studies [4, 5, 11], we randomly choose 60% of each label as the training set, 20% as the validation set, and the rest as the test set.

Baselines. We select eight representative baselines from two categories: GNN-based methods and graph Transformer-based methods. For GNN-based methods, we choose GCN [24], GAT [40], SGC [44], GPRGNN [11], FAGCN [5] and GloGNN [30]. The last three methods develop various signed weight-based aggregation strategies to learn node representations for both homophily and heterophily graphs. For graph Transformer-based methods, we select NodeFormer [45] and Specformer [4], which are recent graph Transformers designed for the node classification task.

Performance. To evaluate the model performance on node classification, we run each model ten times with different random seeds

and then calculate the average accuracy values. The experimental results are reported in Table 1. We can observe that SignGT obtains the best performance on most benchmark datasets, except on Actor in which it gains the second best. The result demonstrates the effectiveness of SignGT for node classification on diverse graphs. Specifically, SignGT beats NodeFormer and Specformer, indicating that the designs of SignGT are more suitable for learning informative node representations from various graphs than recent advanced graph Transformers.

In addition, we can observe that methods allowing signed weights to aggregate information of neighbors can achieve better performance than others whose aggregation weights are always positive on most graphs, especially on heterophily graphs since high-frequency information is essential in these graphs. For instance, FAGCN obtains strong performance on CoraFull, BlogCatalog, Flickr, and Squirrel. This phenomenon exhibits that preserving different frequency information is more beneficial to learning node representations. However, restricted by the message-passing mechanism, GNNs only preserve different-frequency information in local neighborhoods. In contrast, SignGT can capture various frequency information on the whole graph via the proposed SignSA, and outperforms these advanced GNNs on almost all datasets, indicating that capturing global information is beneficial to enhancing the modeling capacity for graph representation learning.

5.2 Graph Classification

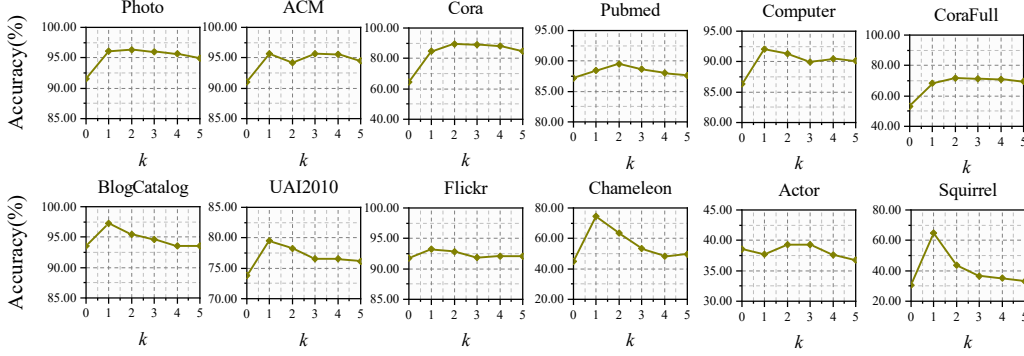
Different from node classification, graph classification aims to predict the label of the whole given graph. Similar to node classification, we first introduce the adopted datasets and baselines, then report the model performance.

Datasets. We utilize five widely used benchmarks for graph classification. Specifically, we select NCI1 [42], NCI109 [42], COLLAB [29], FRANKENSTEIN [34] and Mutagenicity [6] from TUDatasets [33]. Among them, NCI1, NCI109, Mutagenicity and FRANKENSTEIN are molecule graphs, while COLLAB is comprised of various social networks. The detailed information of datasets is reported in Appendix A. Following the setup in [21, 42], we randomly split the dataset into training, validation and test sets by a ratio of 8 : 1 : 1.

Baselines. For the graph classification task, we take three kinds of popular representative methods as the baselines: (I) popular GNN-based methods, including GCN [24], GAT [40] and GraphSage [17]. (II) graph pooling methods only for graph classification

Table 3: Performances of SignGT and its variants on the node classification task.

Dataset	Photo	ACM	Cora	Pubmed	Computer	CoraFull	BlogCatalog	UAI2010	Flickr	Chameleon	Actor	Squirrel
SignGT-O	94.44	94.01	77.96	88.76	90.15	69.37	96.22	77.89	92.11	43.22	34.67	36.26
SignGT-T	40.94	81.32	37.22	88.59	37.42	48.07	41.87	59.84	46.01	41.92	35.86	31.41
SignGT	95.68	95.45	89.34	89.64	91.71	70.73	96.98	78.72	92.91	74.31	38.65	64.25
Gain	+1.24	+1.44	+11.38	+0.88	+1.56	+1.36	+0.76	+0.83	+0.80	+31.09	+3.98	+27.99

**Figure 3: The influence of different neighborhood ranges on model performance.**

tasks, including Set2Set [41], SAGpool [28] and SortPool [50]. (III) graph Transformer models, including the original Transformer [39], GT [14], GraphTrans [21], SAT [8] and Graphormer [49].

Performance. We also run each model ten times on each dataset with different random seeds and report the average accuracy with standard deviation. The experimental results are summarized in Table 2. Generally speaking, SignGT consistently outperforms all the baselines, demonstrating the superiority of our model on the graph classification task.

Specifically, SignGT improves the performance by 1.98%, 0.57%, 1.52%, 0.71% and 0.60% over the best baselines on NCI1, NCI109, Mutagenicity, FRANKENSTEIN and COLLAB, respectively. In particular, we can observe that the performance of SignGT exceeds its graph Transformer counterparts, illustrating the efficacy of our new attention mechanism. Moreover, compared with GNN-based methods that only capture local information, our SignGT can efficiently encode long-range dependencies, thus obtaining better performance. These observations clearly illuminate the significance of capturing global information on different frequencies when learning the graph representations.

5.3 Analysis on the SignSA Mechanism

To validate the effectiveness of the proposed SignSA, we propose two variants of SignGT, named SignGT-O and SignGT-T. The former replaces SignSA with the original self-attention mechanism, while the latter utilizes $\tanh(\cdot)$ to generate the signed attention weights. Then, we evaluate the performance of SignGT, SignGT-O and SignGT-T on the node classification task.

The results are shown in Table 3. We can observe that SignGT consistently outperforms SignGT-O and SignGT-T on all datasets, showing the superiority of SignSA for graph representation learning. In addition, We can also observe that the performance of

SignGT-T is inferior to that of SignGT-O on most datasets except Actor. This phenomenon indicates that the signed attention mechanism derived from GNN-based models is unsuitable for Transformer-based methods. Moreover, we can find that the gains of SignSA vary largely on different graphs. For instance, SignSA slightly increases the model performance on Pubmed and UAI2010, but significantly enhances the model performance on Cora, Chameleon and Squirrel. This observation indicates that the importance of different frequency information varies across various graphs. And our proposed SignSA can adaptively preserve different frequency information of graphs based on the semantic relevance of node pairs, which is more suitable for learning node representations on diverse graphs.

5.4 Analysis on SFFN

SFFN is another key module of SignGT that preserves the local topology information of k -hop neighborhood. Hence, We investigate the influence of the neighborhood range k on the model performance. Specifically, we vary k in $\{0, 1, 2, 3, 4, 5\}$ and observe the changes in model performance on all datasets. Note that $k = 0$ means that we remove SFFN in SignGT, abandoning the local topology information.

The results are shown in Figure 3. First, we can observe that $k = 0$ leads to poor performance on all datasets, which indicates that the local topology information is also essential for learning informative node representations. Another observation is that a large value of k also impairs the model performance, which may be because that large range of neighborhoods could introduce more irrelevant information. Besides, although $k = 1$ achieves the best performance on more than half of the datasets, several graphs, such as Cora and Pubmed, require more neighborhood information beyond immediate neighbors to achieve the best performance. The




Figure 4: Visualization of node representations learned by each model on UAI2010. Colors represent labels of nodes.

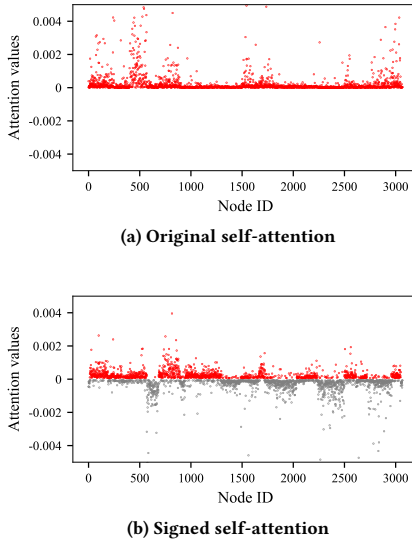


Figure 5: The distributions of attention values learned by original self-attention mechanism and SignSA.

reason is that different graphs exhibit different local topology structural features, which influence the neighborhood range differently on model performance. This observation also indicates that flexibly capturing local neighborhood information is important for learning informative node representations on different graphs.

5.5 Visualization

To intuitively illustrate the advantage of SignGT for graph representation learning, we visualize the node representations learned by SignGT and the attention weights generated by the original self-attention and SignSA.

Visualization of node representations. We visualize the node representations extracted from the final layer of each model using t-SNE [38], which is widely adopted to project the hidden representations into a two-dimensional space [18]. Specifically, we compare SignGT with signed weights-based GNNs and graph Transformers on UAI2010 as an example. From Figure 4 we can observe that the node representations learned by SignGT exhibit clearer boundaries among different labels than those learned by other methods. It indicates that the node representations learned by SignGT possess higher intra-class similarity and form more discernible clusters, which is beneficial for downstream machine learning tasks. This

is because SignGT can adaptively learn different frequency information and simultaneously capture dependency information from global to local through two core modules, SignSA and SFFN. This further demonstrates the effectiveness of our proposed SignGT for learning informative node representations.

Visualization of attention values. We further visualize the attention values on UAI2010. Specifically, we randomly sample a node from UAI2010 and plot the scatter diagram via attention values, as shown in Figure 5. The red circle represents the positive attention value, and the gray circle represents the negative value. The two sub-figures depict the distributions of attention values generated by the original self-attention mechanism and our proposed SignSA. We can observe that SignSA carefully preserves the influences of negative attention values. For instance, we can find that nodes near ID 2000 exhibit very low attention values in the original attention mechanism. In contrast, these nodes can obtain large negative attention values in SignSA. This observation also implies that SignSA can capture various frequency information on graphs.

6 CONCLUSION

In this paper, we proposed SignGT, a novel graph Transformer for graph representation learning. SignGT consists of two key modules, namely SignSA and SFFN. SignSA is a novel self-attention mechanism that generates signed attention values according to the semantic relevance of node pairs, enabling the model to adaptively preserve different frequency information between nodes. While SFFN extends the design of FFN in Transformer by introducing the neighborhood information through the local structural bias. In this way, the local topology features could be carefully preserved. We conducted extensive experiments on diverse benchmark datasets, including node-level and graph-level tasks. Experimental results show that our proposed SignGT outperforms representative GNNs and graph Transformers on various graph mining tasks, namely node classification and graph classification, demonstrating the superiority of SignGT for graph representation learning on various types of graphs. Further ablation studies on core modules and visualizations of node representations and attention weight distributions indicate the effectiveness of our designs.

The main limitation of SignGT is the training cost since SignGT involves the attention calculation of all nodes, causing the quadratic computational complexity on the number of nodes. Such high training cost directly hinders the generalization of SignGT on large-scale graphs with millions of nodes. Hence, optimizing the training cost of SignGT is one of the important future works.

REFERENCES

- [1] Sami Abu-El-Hajja, Bryan Perozzi, Amol Kapoor, Nazanin Alipourfard, Kristina Lerman, Hrayr Harutyunyan, Greg Ver Steeg, and Aram Galstyan. 2019. MixHop: Higher-Order Graph Convolutional Architectures via Sparsified Neighborhood Mixing. In *Proceedings of the International Conference on Machine Learning*, Vol. 97. 21–29.
- [2] Uri Alon and Eran Yahav. 2021. On the Bottleneck of Graph Neural Networks and its Practical Implications. In *Proceedings of the International Conference on Learning Representations*.
- [3] Anson Bastos, Abhishek Nadgeri, Kuldeep Singh, Hiroki Kanezashi, Toyotaro Suzumura, and Isaiah Onando Mulang'. 2022. How Expressive are Transformers in Spectral Domain for Graphs? *Trans. Mach. Learn. Res.* 2022 (2022).
- [4] Deyu Bo, Chuan Shi, Lele Wang, and Renjie Liao. 2023. Specformer: Spectral Graph Neural Networks Meet Transformers. In *Proceedings of the International Conference on Learning Representations*.
- [5] Deyu Bo, Xiao Wang, Chuan Shi, and Huawei Shen. 2021. Beyond Low-frequency Information in Graph Convolutional Networks. In *Proceedings of the AAAI Conference on Artificial Intelligence*. 3950–3957.
- [6] Karsten M Borgwardt, Cheng Soon Ong, Stefan Schöner, SVN Vishwanathan, Alex J Smola, and Hans-Peter Kriegel. 2005. Protein Function Prediction via Graph Kernels. *Bioinformatics* 21, suppl_1 (2005), i47–i56.
- [7] Deli Chen, Yankai Lin, Wei Li, Peng Li, Jie Zhou, and Xu Sun. 2020. Measuring and Relieving the Over-smoothing Problem for Graph Neural Networks From the Topological View. In *Proceedings of the AAAI Conference on Artificial Intelligence*.
- [8] Dexiong Chen, Leslie O'Bray, and Karsten Borgwardt. 2022. Structure-aware Transformer for Graph Representation Learning. In *International Conference on Machine Learning*, Vol. 162. 3469–3489.
- [9] Jinsong Chen, Kaiyuan Gao, Gaichao Li, and Kun He. 2023. NAGphormer: A Tokenized Graph Transformer for Node Classification in Large Graphs. In *Proceedings of the International Conference on Learning Representations*.
- [10] Ming Chen, Zhewei Wei, Zengfeng Huang, Bolin Ding, and Yaliang Li. 2020. Simple and Deep Graph Convolutional Networks. In *Proceedings of the International Conference on Machine Learning*, Vol. 119. 1725–1735.
- [11] Eli Chien, Jianhao Peng, Pan Li, and Olgica Milenkovic. 2021. Adaptive Universal Generalized PageRank Graph Neural Network. In *Proceedings of the International Conference on Learning Representations*.
- [12] Krzysztof Marcin Choromanski, Valerii Likhoshesterov, David Dohan, Xingyou Song, Andreea Gane, Tamás Szilvássy, Peter Hawkins, Jared Quincy Davis, Afroz Mohiuddin, Lukasz Kaiser, David Benjamin Belanger, Lucy J. Colwell, and Adrian Weller. 2021. Rethinking Attention with Performers. In *Proceedings of the International Conference on Learning Representations*.
- [13] Alexey Dosovitskiy, Lucas Beyer, Alexander Kolesnikov, Dirk Weissenborn, Xi-aohua Zhai, Thomas Unterthiner, Mostafa Dehghani, Matthias Minderer, Georg Heigold, Sylvain Gelly, Jakob Uszkoreit, and Neil Houlsby. 2021. An Image is Worth 16x16 Words: Transformers for Image Recognition at Scale. In *Proceedings of the International Conference on Learning Representations*.
- [14] Vijay Prakash Dwivedi and Xavier Bresson. 2020. A Generalization of Transformer Networks to Graphs. *arXiv preprint arXiv:2012.09699* (2020).
- [15] Justin Gilmer, Samuel S Schoenholz, Patrick F Riley, Oriol Vinyals, and George E Dahl. 2017. Neural Message Passing for Quantum Chemistry. In *Proceedings of the International Conference on Machine Learning*, Vol. 70. 1263–1272.
- [16] Marco Grassia and Giuseppe Mangioni. 2021. wsGAT: Weighted and Signed Graph Attention Networks for Link Prediction. In *Proceedings of the International Conference on Complex Networks and Their Applications*, Rosa María Benito, Chantal Cherifi, Hocine Cherifi, Esteban Moro, Luis M. Rocha, and Marta Sales-Pardo (Eds.), Vol. 1015. 369–375.
- [17] Will Hamilton, Zhitao Ying, and Jure Leskovec. 2017. Inductive Representation Learning on Large Graphs. In *Proceedings of the Advances in Neural Information Processing Systems, 2017*.
- [18] Dongxiao He, Chungong Liang, Huixian Liu, Mingxiang Wen, Pengfei Jiao, and Zhiyong Feng. 2022. Block Modeling-Guided Graph Convolutional Neural Networks. In *Proceedings of the Thirty-Sixth AAAI Conference on Artificial Intelligence*. 4022–4029.
- [19] Qiting He, Jinsong Chen, Hao Xu, and Kun He. 2022. Structural Robust Label Propagation on Homogeneous Graphs. In *Proceedings of the IEEE International Conference on Data Mining*. 181–190.
- [20] Junjie Huang, Huawei Shen, Liang Hou, and Xueqi Cheng. 2019. Signed Graph Attention Networks. In *Proceedings of the International Conference on Artificial Neural Networks*, Vol. 11731. 566–577.
- [21] Paras Jain, Zhanghao Wu, Matthew Wright, Azalia Mirhoseini, Joseph E Gonzalez, and Ion Stoica. 2021. Representing Long-Range Context for Graph Neural Networks with Global Attention. In *Proceedings of the Advances in Neural Information Processing Systems*. 13266–13279.
- [22] Wei Jin, Tyler Derr, Yiqi Wang, Yao Ma, Zitao Liu, and Jiliang Tang. 2021. Node Similarity Preserving Graph Convolutional Networks. In *Proceedings of the ACM International Conference on Web Search and Data Mining*. 148–156.
- [23] Dongkwan Kim and Alice Oh. 2021. How to Find Your Friendly Neighborhood: Graph Attention Design with Self-Supervision. In *Proceedings of the International Conference on Learning Representations*.
- [24] Thomas N Kipf and Max Welling. 2017. Semi-supervised Classification with Graph Convolutional Networks. In *Proceedings of the International Conference on Learning Representations*.
- [25] Johannes Klicpera, Aleksandar Bojchevski, and Stephan Günnemann. 2019. Predict then Propagate: Graph Neural Networks meet Personalized PageRank. In *Proceedings of the International Conference on Learning Representations*.
- [26] Johannes Klicpera, Stefan Weissenberger, and Stephan Günnemann. 2019. Diffusion Improves Graph Learning. In *Proceedings of the Advances in Neural Information Processing Systems*. 13333–13345.
- [27] Devin Kreuzer, Dominique Beaini, Will Hamilton, Vincent Létourneau, and Prudencio Tossou. 2021. Rethinking Graph Transformers with Spectral Attention. In *Proceedings of the Advances in Neural Information Processing Systems*, Vol. 34. 21618–21629.
- [28] Junhyun Lee, Inyeop Lee, and Jaewoo Kang. 2019. Self-Attention Graph Pooling. In *Proceedings of International Conference on Machine Learning, 2019*. 3734–3743.
- [29] Jure Leskovec, Jon Kleinberg, and Christos Faloutsos. 2005. Graphs over Time: Densification Laws, Shrinking Diameters and Possible Explanations. In *Proceedings of the ACM SIGKDD International Conference on Knowledge Discovery in Data Mining, 2005*. 177–187.
- [30] Xiang Li, Renyu Zhu, Yao Cheng, Caihua Shan, Siqiang Luo, Dongsheng Li, and Weining Qian. 2022. Finding Global Homophily in Graph Neural Networks When Meeting Heterophily. In *Proceedings of the International Conference on Machine Learning*, Vol. 162. 13242–13256.
- [31] Yu Li, Yuan Tian, Jiawei Zhang, and Yi Chang. 2020. Learning Signed Network Embedding via Graph Attention. In *Proceedings of the AAAI Conference on Artificial Intelligence*. 4772–4779.
- [32] Ilya Loshchilov and Frank Hutter. 2019. Decoupled Weight Decay Regularization. In *Proceedings of the International Conference on Learning Representations*.
- [33] Christopher Morris, Nils M Kriege, Franka Bause, Kristian Kersting, Petra Mutzel, and Marion Neumann. 2020. TUDataset: A collection of benchmark datasets for learning with graphs. *arXiv preprint arXiv:2007.08663* (2020).
- [34] Francesco Orsini, Paolo Frasconi, and Luc De Raedt. 2015. Graph Invariant Kernels. In *Proceedings of international joint conference on artificial intelligence*, Vol. 2015. 3756–3762.
- [35] Ladislav Rampásek, Mikhail Galkin, Vijay Prakash Dwivedi, Anh Tuan Luu, Guy Wolf, and Dominique Beaini. 2022. Recipe for a General, Powerful, Scalable Graph Transformer. In *Proceedings of the Advances in Neural Information Processing Systems*, Vol. 35. 14501–14515.
- [36] Shuhao Shi, Kai Qiao, Zhengyan Wang, Jie Yang, Baojie Song, Jian Chen, and Bin Yan. 2023. Multi-scale Graph Neural Network with Signed-attention for Social Bot Detection: A Frequency Perspective. *CoRR abs/2307.01968* (2023).
- [37] Tian Tian, Yudong Liu, Xiaoyu Yang, Yuefei Lyu, Xi Zhang, and Binxing Fang. 2020. QSAN: A Quantum-probability based Signed Attention Network for Explainable False Information Detection. In *Proceedings of the ACM International Conference on Information and Knowledge Management*. 1445–1454.
- [38] Laurens Van der Maaten and Geoffrey E. Hinton. 2008. Visualizing data using t-SNE. *Journal of Machine Learning Research* 9 (2008), 2579–2605.
- [39] Ashish Vaswani, Noam Shazeer, Niki Parmar, Jakob Uszkoreit, Llion Jones, Aidan N Gomez, Lukasz Kaiser, and Illia Polosukhin. 2017. Attention Is All You Need. In *Proceedings of the Advances in Neural Information Processing Systems*, Vol. 30. 5998–6008.
- [40] Petar Veličković, Guillem Cucurull, Arantxa Casanova, Adriana Romero, Pietro Lio, and Yoshua Bengio. 2018. Graph Attention Networks. In *Proceedings of the International Conference on Learning Representations*.
- [41] Oriol Vinyals, Samy Bengio, and Manjunath Kudlur. 2016. Order Matters: Sequence to Sequence for Sets. In *Proceedings of the International Conference on Learning Representations, 2016*.
- [42] Nikil Wale, Ian A Watson, and George Karypis. 2008. Comparison of Descriptor Spaces for Chemical Compound Retrieval and Classification. *Knowledge and Information Systems* 14, 3 (2008), 347–375.
- [43] Xiao Wang, Meiqi Zhu, Deyu Bo, Peng Cui, Chuan Shi, and Jian Pei. 2020. AM-GCN: Adaptive Multi-channel Graph Convolutional Networks. In *Proceedings of the ACM SIGKDD Conference on Knowledge Discovery and Data Mining*. 1243–1253.
- [44] Felix Wu, Amauri Souza, Tianyi Zhang, Christopher Fifty, Tao Yu, and Kilian Weinberger. 2019. Simplifying Graph Convolutional Networks. In *Proceedings of the International Conference on Machine Learning*. 6861–6871.
- [45] Qitian Wu, Wentao Zhao, Zenan Li, David Wipf, and Junchi Yan. 2022. NodeFormer: A Scalable Graph Structure Learning Transformer for Node Classification. In *Proceedings of the Advances in Neural Information Processing Systems*, Vol. 35. 27387–27401.
- [46] Keyulu Xu, Weihua Hu, Jure Leskovec, and Stefanie Jegelka. 2019. How Powerful are Graph Neural Networks?. In *Proceedings of the International Conference on Learning Representations*.

- [47] Keyulu Xu, Chengtao Li, Yonglong Tian, Tomohiro Sonobe, Ken-ichi Kawarabayashi, and Stefanie Jegelka. 2018. Representation Learning on Graphs with Jumping Knowledge Networks. In *Proceedings of the International Conference on Machine Learning*, Vol. 80. 5449–5458.
- [48] Yujun Yan, Milad Hashemi, Kevin Swersky, Yaoqing Yang, and Danai Koutra. 2022. Two Sides of the Same Coin: Heterophily and Oversmoothing in Graph Convolutional Neural Networks. In *Proceedings of the IEEE International Conference on Data Mining*. 1287–1292.
- [49] Chengxuan Ying, Tianle Cai, Shengjie Luo, Shuxin Zheng, Guolin Ke, Di He, Yanming Shen, and Tie-Yan Liu. 2021. Do Transformers Really Perform Badly for Graph Representation. In *Proceedings of the Advances in Neural Information Processing Systems*, Vol. 34. 28877–28888.
- [50] Muhan Zhang, Zhicheng Cui, Marion Neumann, and Yixin Chen. 2018. An End-to-End Deep Learning Architecture for Graph Classification. In *Proceedings of the AAAI Conference on Artificial Intelligence, 2018*, Vol. 32.
- [51] Zaixi Zhang, Qi Liu, Qingyong Hu, and Chee-Kong Lee. 2022. Hierarchical Graph Transformer with Adaptive Node Sampling. In *Proceedings of the Advances in Neural Information Processing Systems*, Vol. 35. 21171–21183.
- [52] Jianan Zhao, Chaozhuo Li, Qianlong Wen, Yiqi Wang, Yuming Liu, Hao Sun, Xing Xie, and Yanfang Ye. 2021. Gophormer: Ego-Graph Transformer for Node Classification. *arXiv preprint arXiv:2110.13094* (2021).

A DATASETS

Here, we introduce the datasets adopted for experiments according to different classification tasks.

Table 4: Statistics on datasets for node classification, ranked by the homophily level from high to low.

Dataset	# nodes	# edges	# features	# labels	\mathcal{H}
Photo	7,650	238,163	745	8	0.83
ACM	3,025	1,3128	1,870	3	0.82
Cora	2,708	5,278	1,433	7	0.81
Pubmed	19,717	44,434	500	3	0.80
Computer	13,752	491,722	767	10	0.78
CoraFull	19,793	65,311	8,710	70	0.57
BlogCatalog	5,196	171,743	8,189	3	0.40
UAI2010	3,067	28,311	4,973	19	0.36
Flickr	7,575	239,738	12,047	9	0.24
Chameleon	2,277	31,371	2,325	5	0.24
Actor	7,600	26,659	932	5	0.22
Squirrel	5,201	198,353	2,089	5	0.22

Table 5: Statistics on datasets for graph classification.

Dataset	# graphs	# Avg. nodes	# Avg. edges	# labels
NCI	4,110	29.87	32.30	2
NCI109	4,127	29.68	32.13	2
Mutag.	4,337	30.32	30.77	2
FRANK.	4,337	16.90	17.88	2
COLLAB	5,000	74.49	2457.78	3

A.1 Node classification

To evaluate the performance of SignGT on node classification, we adopt 12 datasets containing both homophily and heterophily graphs derived from diverse domains. Here, we divide them into five categories: citation networks, social networks, co-purchase networks, co-occurrence networks, and Wikipedia networks.

Citation networks. Cora, Pubmed, ACM, UAI2010, and CoraFull are citation networks, where nodes represent research papers and edges represent the citation relationships between papers. Attribute features of nodes are bag-of-words vectors extracted from the abstract and introduction of the target paper. Labels of nodes represent the research topics of papers.

Social networks. BlogCatalog and Flickr are social networks. Nodes represent users, and edges represent their social relationships. Attribute features are generated based on keywords of user profiles. And labels represent interest groups of users.

Co-purchase networks. Computer and Photo are co-purchase networks extracted from the Amazon co-purchase graph, where nodes represent goods, and edges indicate that two goods are frequently bought together. Attribute features are bag-of-words vectors generated by reviews of goods. And labels represent the good categories.

Co-occurrence networks. Actor is the actor co-occurrence network where nodes represent actors and edges represent actors

appearing on the same Wikipedia page. Attribute features are bag-of-words vectors generated by keywords on the Wikipedia pages. Nodes are divided into five categories according to the words of the actor’s Wikipedia.

Wikipedia networks. Squirrel and Chameleon are Wikipedia networks. Nodes represent web pages, and edges represent mutual links between pages. Attribute features are generated by informative nouns in the Wikipedia pages. Nodes are divided into five categories based on the number of the average monthly traffic of the web page.

The statistics of these datasets are summarized in Table 4.

A.2 Graph classification

We adopt five popular datasets derived from molecules and social networks for evaluating the model performance on the graph classification task:

Molecules. NCI1 [42], NCI109 [42], FRANKENSTEIN [34] and Muta-genicity [6] are molecule graphs, where a graph denotes a molecule. Nodes represent atoms, and edges represent the chemical bonds between atoms. Labels of graphs represent toxicity or biological activity [33].

Social networks. COLLAB [29] is derived from scientific collaboration networks. Graphs in COLLAB represent the ego-networks of researchers. Nodes represent researchers, and edges represent the collaboration relationship of researchers. Labels of graphs represent the research areas of researchers.

The statistics of these datasets are summarized in Table 5.

B BASELINES

We select baselines based on the following categories:

GNNs with all positive aggregating weights. In this category, we choose GCN [24], GAT [40], GraphSage [17] and SGC [44]. GCN is one of the classic GNN models, which leverages the Laplacian smoothing operation to obtain node representations. GAT introduces the attention mechanism to aggregate the information adaptively. GraphSage leverages the node sampling strategy to reduce the training cost of GNNs. SGC simplifies GCN by removing the non-linear activation function between GCN layers to improve the training efficiency.

GNNs with signed aggregating weights. Recently, several GNN models have utilized signed weights to aggregate the information of nodes or neighborhoods. Here, we adopt three representative GNNs, named GPRGNN [11], FAGCN [5] and GloGNN [30]. GPRGNN utilizes learnable signed weights to aggregate the information of multi-hop neighborhoods. FAGCN modifies the GAT architecture by replacing the $\text{softmax}(\cdot)$ with $\text{tanh}(\cdot)$ to enable the attention mechanism to generate signed attention values. GloGNN leverages the learnable coefficient matrix with positive and negative values to aggregate the information of nodes.

Graph pooling-based methods. Graph pooling is a popular technique to learn the representations of graphs for graph-level data mining tasks. Here, we select three representative graph pooling-based methods as baselines, Set2Set [41], SAGpool [28], and Sort-Pool [50].

Graph Transformers. We also adopt representative graph Transformers as baselines. Specifically, we adopt GT [14], GraphTrans [21], Graphormer [49], SAT [8], NodeFormer [45] and Specformer [4]. GT utilizes the adjacency matrix to sparse the attention matrix. GraphTrans and SAT leverage GNN-based methods to extract the structural information of nodes. Graphormer develops three encoding strategies, including centrality encoding, spatial encoding and edge encoding, to capture the structural information of graphs. NodeFormer and Specformer are recent advanced Transformer-based models for node classification. NodeFormer introduces the linear self-attention mechanism to reduce the training cost. Specformer leverages the self-attention mechanism to encode the relations of eigenvalues in the spectral domain. We also adopt the standard Transformer [39] as the baseline.

C IMPLEMENTATION DETAILS

Here, we introduce the implementation details of experiments, including experimental environments and parameter settings.

Experimental environment. All experiments are conducted on a Linux server with one Xeon Silver 4210 CPU and four RTX TITAN GPUs. Codes are implemented on Python 3.8 and Pytorch 1.11.

Parameter settings. For each baseline, we adopt the official implementation on GitHub. Referring to their recommended settings, we perform hyper-parameter tuning for all models. For the proposed SignGT, we try the number of layers in $\{1, 2, 3\}$, the number of hidden dimension in $\{128, 256, 512\}$, the range of k -hop neighborhood in $\{1, 2, 3, 4, 5\}$. Model parameters are optimized by AdamW [32] with the learning rate in $\{1e-2, 5e-3, 1e-3\}$, the weight decay in $\{1e-4, 5e-4, 1e-5\}$ and the dropout rate in $\{0.1, 0.3, 0.5\}$.