

Automated Natural Language Explanation of Deep Visual Neurons with Large Models

Chenxu Zhao, Wei Qian, Mengdi Huai
Department of Computer Science
Iowa State University
{cxzhao, wqi, mdhuai}@iastate.edu

Yucheng Shi, Ninghao Liu*
Department of Computer Science
University of Georgia
{yucheng.shi, ninghao.liu}@uga.edu

Abstract

Deep neural networks have exhibited remarkable performance across a wide range of real-world tasks. However, comprehending the underlying reasons for their effectiveness remains a challenging problem. Interpreting deep neural networks through examining neurons offers distinct advantages when it comes to exploring the inner workings of neural networks. Previous research has indicated that specific neurons within deep vision networks possess semantic meaning and play pivotal roles in model performance. Nonetheless, the current methods for generating neuron semantics heavily rely on human intervention, which hampers their scalability and applicability. To address this limitation, this paper proposes a novel post-hoc framework for generating semantic explanations of neurons with large foundation models, without requiring human intervention or prior knowledge. Our framework is designed to be compatible with various model architectures and datasets, facilitating automated and scalable neuron interpretation. Experiments are conducted with both qualitative and quantitative analysis to verify the effectiveness of our proposed approach.

1. Introduction

Gaining insights into the behavior of modern machine learning models, particularly deep neural networks (DNNs), remains a significant challenge. Interpreting DNNs from the neuron perspective unravels the roles and functions of individual neurons, which has proven to be effective in exploring the inner workings of deep models [2–4, 23, 25, 46]. Some deep neurons are specialized in representing certain semantic concepts, which are crucial in expressing specific classes and making predictions.

Existing techniques for understanding deep neuron behaviors are still limited. Approaches based on visualiza-

tion [1, 13, 15, 26, 40, 43, 44, 46] could identify the relevant features (image regions) of the target neuron, but cannot explain the meaning of the features. This leaves much of the explanation and analysis work to humans, which can lead to a burdensome workload. For example, Zhou et al. [43], Bau et al. [1], and Hernandez et al. [13] all require the engagement of human resources for collecting and labeling new datasets. The involvement of human efforts makes uncovering the semantic meaning of neurons challenging to implement, especially given the fast growing scale of modern models. Hence, there is a strong desire within the research community for an automated method that can provide explanations for neurons with minimal human intervention.

To address the above challenges, in this paper, we present a novel interpretation approach, which can automatically generate semantic explanations for neurons of DNNs trained on different datasets. It is important to note that our proposed method does not require human prior knowledge, enabling the entire process to be conducted automatically. Specifically, we first extract a set of activated image patches that are associated with a given neuron of the target model. In this way, we can identify the specific regions of the input images that contribute to the neuron’s activation. Then, before generating descriptions for the activated image patches, we construct a vocabulary of semantic concepts that is tailored to the application domain. To obtain a comprehensive vocabulary, we propose prompting large language models to leverage their common-sense knowledge. The vocabulary could constrain the generated description to reduce randomness in explanation results. After that, we establish the connection between image patches and the matching concepts. Instead of constructing a dataset to train the annotation model [13], we adopt off-the-shelf vision language models (VLMs) to directly align appropriate concepts with the image patches. By going through the concept vocabulary, we are able to generate a comprehensive and meaningful explanation to understand the target neuron’s behavior. Our approach is model-agnostic, simple, and flexible, eliminating the need for additional training or

*corresponding author.

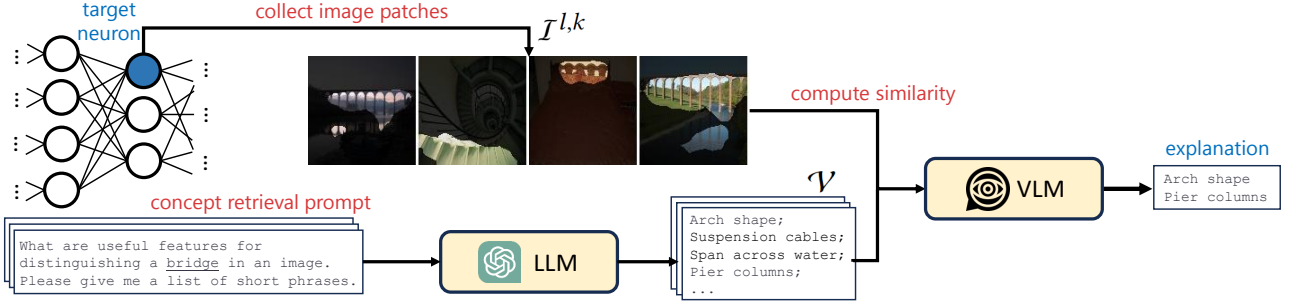


Figure 1. An illustration of the proposed method for explaining a target deep neuron with large models.

manual data collection steps. To validate the efficacy of our proposed method, we conduct a series of experiments. We initially evaluate our method’s performance by applying it to the convolutional neural networks [19] and vision transformers [8] on both the ImageNet [7] and Places365 [45] datasets. We delve further into exploring the semantic information encapsulated within neurons. Additionally, we carry out a neuron ablation to quantitatively ascertain the significance of these semantic neurons.

2. Related Work

Explanation Methods. Existing DNN explanation methods can be categorized based on the level of granularity at which they operate, namely network-level, layer-level, and neuron-level explanation. Network-level explanation [17, 24, 34, 35, 41] focuses on understanding the overall model behavior given input data, such as gradient-based methods, input perturbations, and influence function. Layer-level explanation [16, 20, 20, 32, 39, 42] aims to investigate the activations and learned representations at different DNN layers, illuminating the hierarchical nature of feature extraction and transformation within the model. In contrast, neuron-level explanation methods [1, 13, 43, 46] focus on understanding the fine-grained functionality of individual neurons. It is also worth noting that our work focuses on post-hoc explanation that can be applied to different types of deep models, instead of developing a certain interpretable architecture [22, 38].

Neuron Explanation. The line of neuron-level explanation research has gained substantial attention. A representative study by Zhou et al. [43] utilize a labor-intensive process, involving human workers from the Amazon Mechanical Turk platform to manually isolate shared features among the top-rated patches for each neuron. The most relevant papers to our current work are Bau et al. [1] and Hernandez et al. [13]. [1] assemble a new heterogeneous data set called The Broadly and Densely Labeled Dataset (Broden), which exhibits heterogeneity and pixel-level segmentation for most examples. [13] hinge on the procurement of a dataset filled with meticulously composed human descrip-

tions, designed specifically for delineating image regions. In stark contrast to these methodologies, which heavily rely on human involvement, our approach distinguishes itself as an autonomous method. It eliminates the need for any form of manual intervention, offering a streamlined and efficient means of extracting neuron-level explanations.

3. Methodology

We consider the image classification model denoted as $f_\theta : \mathcal{X} \rightarrow \mathcal{Y}$ as the target to be explained. Here, $\mathcal{X} \in \mathbb{R}^D$ represents the input image space, and $\mathcal{Y} \in [C] = \{1, \dots, C\}$ represents the class label in the classification task, where C denotes the number of classes. Let $f_\theta^{l,k}$ denote the k -th neuron in layer l . Our goal is to design a novel interpretation method to understand and describe the semantics of these neurons using natural language tokens. We use $\mathcal{W}^{l,k} = \{w_i\}$ to denote the set of tokens that serve as the basis for summarizing the visual concepts captured by neuron $f_\theta^{l,k}$, where each token w_i corresponds to a word.

Image Patches Collection. Here, we present a formal illustration of generating activated patches. Given the target neuron $f_\theta^{l,k}$, we construct a set of image patches, denoted as $\mathcal{I}^{l,k} = \{\mathbf{x}_p^{l,k}\}$, where each $\mathbf{x}_p^{l,k} \in \mathcal{X}$ denotes an image patch. These patches are carefully chosen based on their ability to elicit significant activations in the target neuron $f_\theta^{l,k}$. In detail, we assume a set of image samples $\mathcal{I} = \{\mathbf{x}_n\}_{n=1}^N$ is available, and will construct the patches from these samples. Inspired by Zhou et al. [43], we use a reverse engineering approach to identify the key input regions that cause the activation of neurons. Specifically, we first choose the K images in \mathcal{I} with the highest neuron activations to form the image subset \mathcal{I}_K . Then we replicate each image $\mathbf{x}_n \in \mathcal{I}_K$ for M times, and apply occlusions to the replicated images at different locations using a stride of 3. As a result, we obtain a set of occluded images denoted as $\{\mathbf{x}_n^m\}_{m=1}^M$. These occluded images are then fed into the same network f_θ to observe changes in the activation of the target neuron $f_\theta^{l,k}$. We define discrepancy scores as the neuron activation difference between the occluded images and the original image, i.e., $|f_\theta^{l,k}(\mathbf{x}_n^m) - f_\theta^{l,k}(\mathbf{x}_n)|$, where a

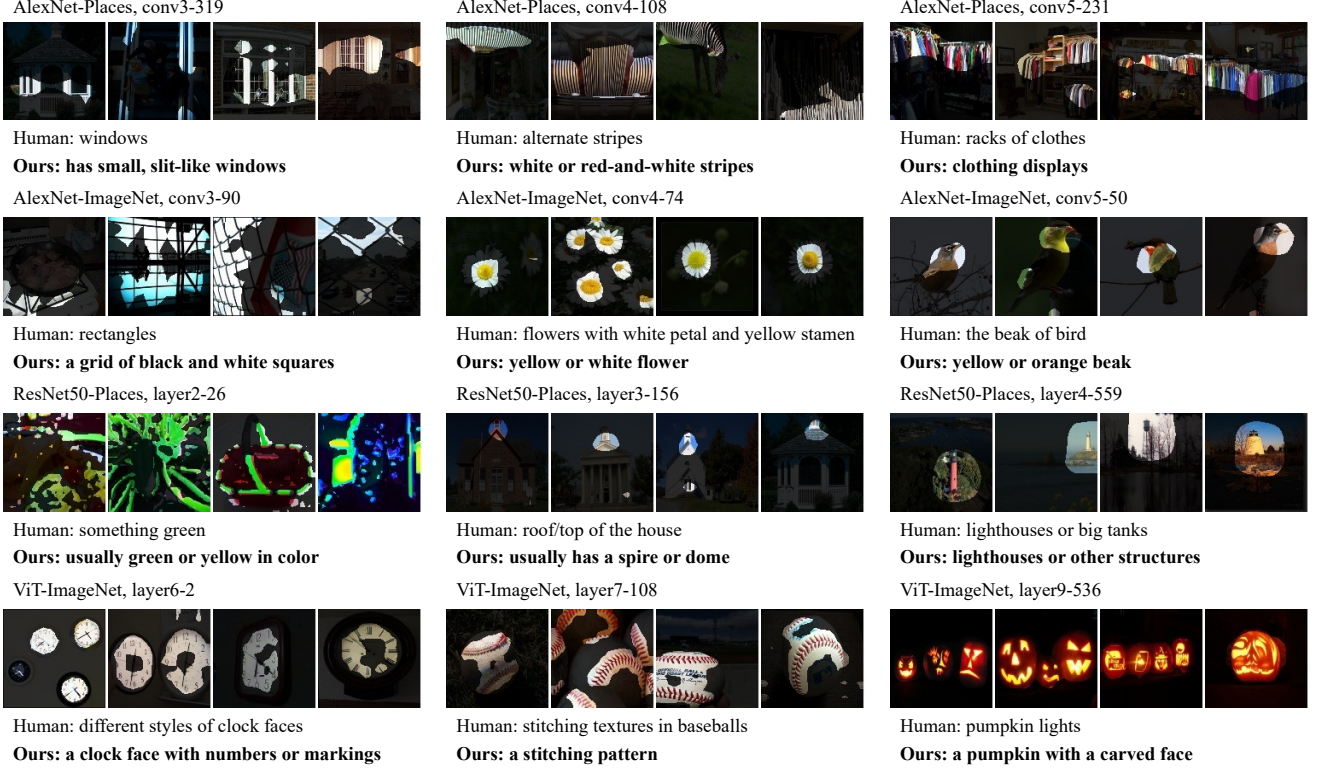


Figure 2. Illustrations of neuron explanations.

higher discrepancy score means the occluded region is more crucial. A neuron receptive field is synthesized as the average of occlusions weighted by the discrepancy scores. This receptive field serves as the basis for generating the activation mask $m_n^{l,k}$. The mask is then applied to the original input image x_n , resulting in the creation of a neuron-correspondent image denoted as $x_p^{l,k} = x_n \odot m_n^{l,k}$. Thus, we can get the set of activated image patches $\mathcal{I}^{l,k} = \{x_p^{l,k}\}$ for given neuron $f_{\theta}^{l,k}$.

Explanation Vocabulary. After obtaining the activated patches as representatives of the target neuron $f_{\theta}^{l,k}$, we use natural language to describe the key patterns in those patches, serving as the explanation of $f_{\theta}^{l,k}$. To reduce randomness in the explanation, we propose to pre-define a vocabulary, denoted as \mathcal{V} , based on the given dataset and scenario. Each vocabulary item refers to a high-level *concept*, i.e., a word token, a phrase, or a short sentence. In this work, we let the concepts in \mathcal{V} consist of the feature descriptors obtained by querying an external Large Language Model (LLM) with each of the image labels $y \in \mathcal{Y}$. Specifically, we utilize the Generative Pre-trained Transformer (GPT) model for this purpose. The GPT series [5, 27, 29, 30] serve as an extremely powerful tool, which has demonstrated remarkable proficiency in complex Natural Language Processing (NLP) tasks like machine translation, sequence labeling, reading comprehension, Q&A [9, 12, 37]. Further-

more, researchers have recently recognized and explored the remarkable capabilities of the GPT model, leading to its application in diverse research domains [6, 11, 14, 21]. Motivated by this, our methodology involves utilizing the GPT model by prompting each class individually to generate corresponding feature descriptors. By integrating these generated features, we can effectively generate an outstanding concept vocabulary for our purposes. For example, we query GPT with a prompt “What are useful features for distinguishing a class name in an image? Please give me a list of short phrases.” to retrieve relevant features for the class. With this approach, a distinct set of concept-specific vocabulary \mathcal{V} can be acquired for the provided dataset.

Explanation Generation. With the activated image patches $\mathcal{I}^{l,k}$ and the pre-defined concept vocabulary \mathcal{V} , we leverage them to construct explanation as a set of descriptions $\mathcal{W}^{l,k}$ for the target neuron $f_{\theta}^{l,k}$. To achieve this, we innovatively incorporate the Vision Language Models (VLMs) such as Contrastive Language–Image Pre-training (CLIP) model [31] into the analysis of neurons. The CLIP model has demonstrated a distinct capability in encompassing a wealth of diverse and comprehensive information and quantifying similarities between arbitrary combinations of data and images through the utilization of an extensive dataset comprising 400 million pairs of image and text data obtained from the internet [28, 33, 36]. Therefore, we lever-

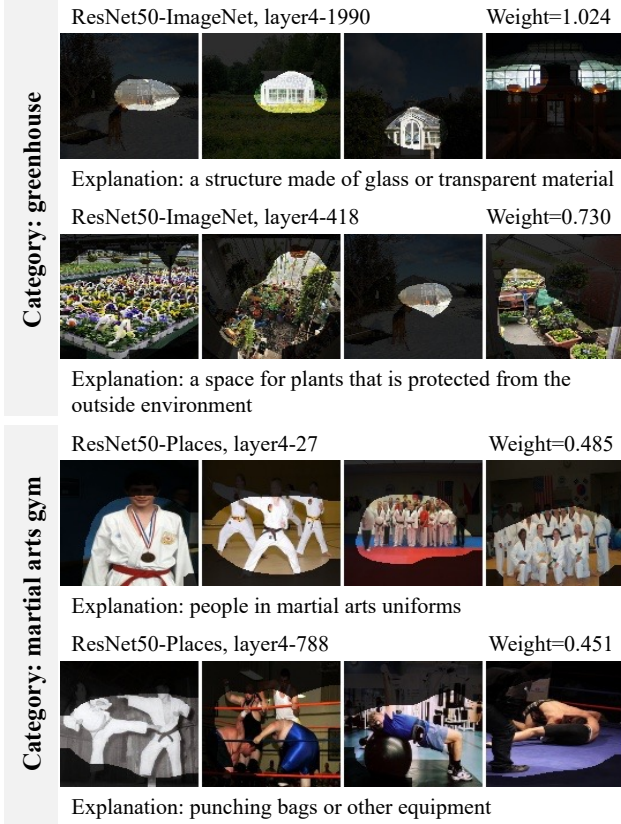


Figure 3. Neuron semantics in categories.

age CLIP to provide an enriched and precise semantic interpretation of the image patches that are most likely to activate a given neuron. Specifically, we utilize the CLIP model to compute the similarity scores between the patches in $\mathcal{I}^{l,k}$ and each element of \mathcal{V} . Based on these similarity scores, the explanation is defined as:

$$\mathcal{W}^{l,k} = \{v | v \in \mathcal{V}, \quad v \text{ is the top-scoring item according to } s(\mathcal{I}^{l,k}, v)\}, \quad (1)$$

where $s(\mathcal{I}^{l,k}, v) = \frac{1}{|\mathcal{I}^{l,k}|} \sum_{x_p \in \mathcal{I}^{l,k}} \phi(x_p, v)$, and $\phi(x_p, v)$ measures the similarity between image patch x_p and text v according to the VLM ϕ . Thus, we identify the descriptors from \mathcal{V} that are most likely to align with the image patches. Since those patches represent the target neuron $f_{\theta}^{l,k}$, we finally obtain the natural language explanation for our target.

4. Experiments

4.1. Experimental Settings

Datasets and models. In experiments, we adopt the following datasets: ImageNet [7] and Places365 [45]. ImageNet is an image classification dataset that contains approximately 1.3 million images from 1000 object categories. Places365

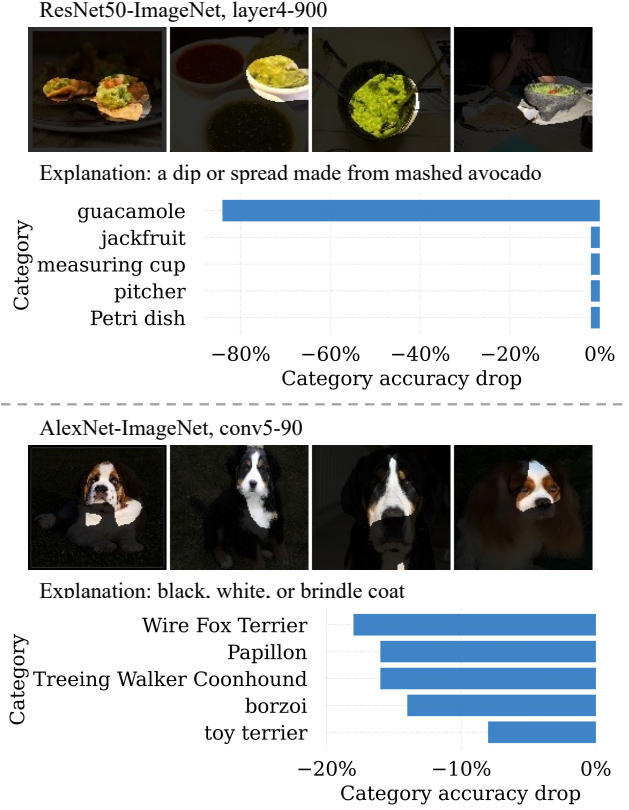


Figure 4. Test accuracy drop after ablating a unit.

is a scene recognition dataset that contains about 1.8 million images covering 365 scene categories. For the adopted datasets, we analyze and compare the interpretability of neurons within the convolutional layers of ResNet50 [10] and AlexNet [18], as well as the neurons within the MLP layers of Vision Transformers (ViT) [8].

Baseline. To compare the interpretability of neurons in deep neural networks, we have five human observers to look at each top-activating image patch and ask them to describe common features or patterns in phrases.

4.2. Performance of Neuron Explanations

We begin by evaluating the performance of neuron explanations produced by our proposed method in various layers in deep neural networks. We query the GPT-3 for the feature descriptions from categories in ImageNet and Places365. We utilize the ViT-B/32 model in CLIP to label the neurons' descriptions for the activated image patches. Figure 2 shows the experimental results on the pre-trained models, namely AlexNet-Places, AlexNet-ImageNet, ResNet50-Places, and ViT-ImageNet. The patch generated by each unit ¹ is shown

¹We use unit to refer to the neuron with the largest activation in feature maps.

on four maximally activating images. Firstly, we compare the neuron explanations produced by our proposed method with the human baseline. As we can see, our neuron explanations demonstrate a high level of agreement with human annotations. For instance, both descriptions for unit 231 in conv5 of AlexNet-Places depict clothing objects. In some instances, our neuron explanations even provide more detailed feature descriptions than human annotations. For example, for unit 2 in layer6 of ViT-ImageNet, we accurately describe “a clock face with numbers or markings” as common features in the given image patches. Secondly, by comparing different layers within the models, we can observe that the units in different convolutional layers are responsible for detecting different levels of patterns or features. Specifically, units in earlier layers usually capture low-level features like colors, edges, or simple textures, such as the “squares” in conv3 of AlexNet-ImageNet. As the network progresses deeper, the units tend to capture more abstract and generic visual features, such as the “beak” in conv5 of AlexNet-ImageNet. Overall, our proposed method demonstrates the capability to generate comprehensive descriptions without relying on human annotations, thereby providing efficient and effective explanations for neurons in deep neural networks.

4.3. Neuron Semantics in Categories

In this section, we investigate the semantic information embedded in neurons and their significance in categories. We adopt ResNet50-ImageNet and ResNet50-Places models and focus on the last convolutional layer. We generate category-specific units based on softmax weights and determine the units with higher weights for certain categories, indicating their importance in the prediction. Figure 3 provides examples of categories with two units of the highest weights among convolutional units and their neuron explanations. We can observe that those units contribute the most to predicting the category, as they capture the crucial features. Furthermore, the produced neuron explanations better facilitate our understanding of the semantic information embedded in these units. For instance, when examining the output for the category “greenhouse”, we find that one explanation describes it as “a structure made of glass or transparent material”, while another explanation characterizes it as “a space for plants that is protected from the outside environment”. These explanations align closely with the meaning of the category, providing highly valuable interpretability. Therefore, our approach reveals the semantic information captured by different neurons in the layer, contributing to a better understanding of how the models interpret and recognize different categories.

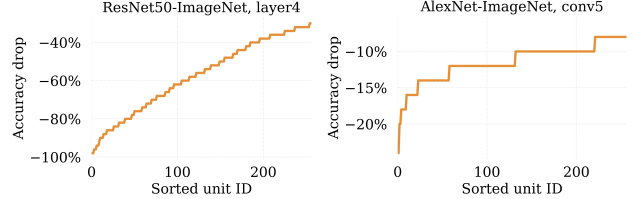


Figure 5. Max category accuracy drop after ablating a unit.

4.4. Feature Importance Analysis

Previous sections have qualitatively shown that neuron explanation is closely related to class categories. Now we quantitatively validate this observation by measuring the influence of neurons on model predictions. We conduct experiments to ablate a unit in the last convolutional layer, where semantic information emerges most, and we measure the resulting decrease in category accuracy. To ablate a unit, we set the weights and biases of its feature maps to 0, thereby eliminating its contribution to predictions for any input image. Figure 4 presents examples of units with valuable semantic information and illustrates their impacts on category accuracy. We can see that ablating a single unit leads to a significant category accuracy drop for specific categories. For instance, in the first example, we identify a unit that excellently represents “a dip or spread made from mashed avocado”. However, after ablating this unit, the test accuracy of the “guacamole” category suffers a significant drop of 84%. Moreover, we compute the max category accuracy drop for all units in layer4 of ResNet-ImageNet and conv5 of AlexNet-ImageNet. The results for the top 256 sorted units are shown in Figure 5, providing an overview of each unit’s importance to individual categories. These findings highlight the relative importance of neurons that capture attributes and relational features in influencing model behaviors. Particularly, they play a crucial role in recognizing specific subsets of categories within the dataset.

5. Conclusions

This paper introduces a novel post-hoc method for generating semantic explanations for neurons within trained deep neural networks. The proposed method eliminates the need for human intervention and can be applied across various deep learning architectures and datasets without limitations. Extensive experiments have been conducted to verify the effectiveness of the proposed method. It is believed that this approach will serve as a valuable tool for the research community, enabling investigations into the mysteries surrounding individual neurons within deep learning models.

References

- [1] David Bau, Bolei Zhou, Aditya Khosla, Aude Oliva, and Antonio Torralba. Network dissection: Quantifying interpretability of deep visual representations. In *Proceedings of the IEEE conference on computer vision and pattern recognition*, pages 6541–6549, 2017. 1, 2
- [2] David Bau, Jun-Yan Zhu, Hendrik Strobelt, Bolei Zhou, Joshua B Tenenbaum, William T Freeman, and Antonio Torralba. Gan dissection: Visualizing and understanding generative adversarial networks. *arXiv preprint arXiv:1811.10597*, 2018. 1
- [3] David Bau, Jun-Yan Zhu, Hendrik Strobelt, Agata Lapedriza, Bolei Zhou, and Antonio Torralba. Understanding the role of individual units in a deep neural network. *Proceedings of the National Academy of Sciences*, 117(48):30071–30078, 2020.
- [4] Steven Bills, Nick Cammarata, Dan Mossing, Henk Tillman, Leo Gao, Gabriel Goh, Ilya Sutskever, Jan Leike, Jeff Wu, and William Saunders. Language models can explain neurons in language models, 2023. 1
- [5] Tom Brown, Benjamin Mann, Nick Ryder, Melanie Subbiah, Jared D Kaplan, Prafulla Dhariwal, Arvind Neelakantan, Pranav Shyam, Girish Sastry, Amanda Askell, et al. Language models are few-shot learners. *Advances in neural information processing systems*, 33:1877–1901, 2020. 3
- [6] Paweł Budzianowski and Ivan Vulić. Hello, it’s gpt-2—how can i help you? towards the use of pretrained language models for task-oriented dialogue systems. *arXiv preprint arXiv:1907.05774*, 2019. 3
- [7] Jia Deng, Wei Dong, Richard Socher, Li-Jia Li, Kai Li, and Li Fei-Fei. Imagenet: A large-scale hierarchical image database. In *2009 IEEE conference on computer vision and pattern recognition*, pages 248–255. Ieee, 2009. 2, 4
- [8] Alexey Dosovitskiy, Lucas Beyer, Alexander Kolesnikov, Dirk Weissenborn, Xiaohua Zhai, Thomas Unterthiner, Mostafa Dehghani, Matthias Minderer, Georg Heigold, Sylvain Gelly, et al. An image is worth 16x16 words: Transformers for image recognition at scale. *arXiv preprint arXiv:2010.11929*, 2020. 2, 4
- [9] Luciano Floridi and Massimo Chiriatti. Gpt-3: Its nature, scope, limits, and consequences. *Minds and Machines*, 30: 681–694, 2020. 3
- [10] Kaiming He, Xiangyu Zhang, Shaoqing Ren, and Jian Sun. Deep residual learning for image recognition. In *Proceedings of the IEEE conference on computer vision and pattern recognition*, pages 770–778, 2016. 4
- [11] Wanwei He, Yinpei Dai, Yinhe Zheng, Yuchuan Wu, Zheng Cao, Dermot Liu, Peng Jiang, Min Yang, Fei Huang, Luo Si, et al. Galaxy: A generative pre-trained model for task-oriented dialog with semi-supervised learning and explicit policy injection. In *Proceedings of the AAAI Conference on Artificial Intelligence*, pages 10749–10757, 2022. 3
- [12] Amr Hendy, Mohamed Abdelrehim, Amr Sharaf, Vikas Raulnak, Mohamed Gabr, Hitokazu Matsushita, Young Jin Kim, Mohamed Afify, and Hany Hassan Awadalla. How good are gpt models at machine translation? a comprehensive evaluation. *arXiv preprint arXiv:2302.09210*, 2023. 3
- [13] Evan Hernandez, Sarah Schwettmann, David Bau, Teona Bagashvili, Antonio Torralba, and Jacob Andreas. Natural language descriptions of deep visual features. In *International Conference on Learning Representations*, 2022. 1, 2
- [14] Ziniu Hu, Yuxiao Dong, Kuansan Wang, Kai-Wei Chang, and Yizhou Sun. Gpt-gnn: Generative pre-training of graph neural networks. In *Proceedings of the 26th ACM SIGKDD International Conference on Knowledge Discovery & Data Mining*, pages 1857–1867, 2020. 3
- [15] Andrej Karpathy, Justin Johnson, and Li Fei-Fei. Visualizing and understanding recurrent networks. *arXiv preprint arXiv:1506.02078*, 2015. 1
- [16] Been Kim, Martin Wattenberg, Justin Gilmer, Carrie Cai, James Wexler, Fernanda Viegas, et al. Interpretability beyond feature attribution: Quantitative testing with concept activation vectors (tcav). In *International conference on machine learning*, pages 2668–2677. PMLR, 2018. 2
- [17] Pang Wei Koh and Percy Liang. Understanding black-box predictions via influence functions. In *International conference on machine learning*, pages 1885–1894. PMLR, 2017. 2
- [18] Alex Krizhevsky, Ilya Sutskever, and Geoffrey E Hinton. Imagenet classification with deep convolutional neural networks. In *Advances in Neural Information Processing Systems*, 2012. 4
- [19] Alex Krizhevsky, Ilya Sutskever, and Geoffrey E Hinton. Imagenet classification with deep convolutional neural networks. *Communications of the ACM*, 60(6):84–90, 2017. 2
- [20] Iro Laina, Ruth Fong, and Andrea Vedaldi. Quantifying learnability and describability of visual concepts emerging in representation learning. *Advances in Neural Information Processing Systems*, 33:13112–13126, 2020. 2
- [21] Brady D Lund and Ting Wang. Chatting about chatgpt: how may ai and gpt impact academia and libraries? *Library Hi Tech News*, 40(3):26–29, 2023. 3
- [22] Sachit Menon and Carl Vondrick. Visual classification via description from large language models. *arXiv preprint arXiv:2210.07183*, 2022. 2
- [23] Ari S Morcos, David GT Barrett, Neil C Rabinowitz, and Matthew Botvinick. On the importance of single directions for generalization. *arXiv preprint arXiv:1803.06959*, 2018. 1
- [24] W James Murdoch, Chandan Singh, Karl Kumbier, Reza Abbasi-Asl, and Bin Yu. Definitions, methods, and applications in interpretable machine learning. *Proceedings of the National Academy of Sciences*, 116(44):22071–22080, 2019. 2
- [25] Anh Nguyen, Alexey Dosovitskiy, Jason Yosinski, Thomas Brox, and Jeff Clune. Synthesizing the preferred inputs for neurons in neural networks via deep generator networks. *Advances in neural information processing systems*, 29, 2016. 1
- [26] Chris Olah, Alexander Mordvintsev, and Ludwig Schubert. Feature visualization. *Distill*, 2(11):e7, 2017. 1
- [27] OpenAI. Gpt-4 technical report. *ArXiv*, abs/2303.08774, 2023. 3

- [28] Or Patashnik, Zongze Wu, Eli Shechtman, Daniel Cohen-Or, and Dani Lischinski. Styleclip: Text-driven manipulation of stylegan imagery. In *Proceedings of the IEEE/CVF International Conference on Computer Vision*, pages 2085–2094, 2021. 3
- [29] Alec Radford, Karthik Narasimhan, Tim Salimans, Ilya Sutskever, et al. Improving language understanding by generative pre-training. 2018. 3
- [30] Alec Radford, Jeffrey Wu, Rewon Child, David Luan, Dario Amodei, Ilya Sutskever, et al. Language models are unsupervised multitask learners. *OpenAI blog*, 1(8):9, 2019. 3
- [31] Alec Radford, Jong Wook Kim, Chris Hallacy, Aditya Ramesh, Gabriel Goh, Sandhini Agarwal, Girish Sastry, Amanda Askell, Pamela Mishkin, Jack Clark, et al. Learning transferable visual models from natural language supervision. In *International conference on machine learning*, pages 8748–8763. PMLR, 2021. 3
- [32] Ramprasaath R Selvaraju, Michael Cogswell, Abhishek Das, Ramakrishna Vedantam, Devi Parikh, and Dhruv Batra. Grad-cam: Visual explanations from deep networks via gradient-based localization. In *Proceedings of the IEEE international conference on computer vision*, pages 618–626, 2017. 2
- [33] Sheng Shen, Liunian Harold Li, Hao Tan, Mohit Bansal, Anna Rohrbach, Kai-Wei Chang, Zhewei Yao, and Kurt Keutzer. How much can clip benefit vision-and-language tasks? *arXiv preprint arXiv:2107.06383*, 2021. 3
- [34] Karen Simonyan, Andrea Vedaldi, and Andrew Zisserman. Deep inside convolutional networks: Visualising image classification models and saliency maps. *arXiv preprint arXiv:1312.6034*, 2013. 2
- [35] Christian Szegedy, Wojciech Zaremba, Ilya Sutskever, Joan Bruna, Dumitru Erhan, Ian Goodfellow, and Rob Fergus. Intriguing properties of neural networks. *arXiv preprint arXiv:1312.6199*, 2013. 2
- [36] Guy Tevet, Brian Gordon, Amir Hertz, Amit H Bermano, and Daniel Cohen-Or. Motionclip: Exposing human motion generation to clip space. In *Computer Vision–ECCV 2022: 17th European Conference, Tel Aviv, Israel, October 23–27, 2022, Proceedings, Part XXII*, pages 358–374. Springer, 2022. 3
- [37] Shuohang Wang, Yang Liu, Yichong Xu, Chenguang Zhu, and Michael Zeng. Want to reduce labeling cost? gpt-3 can help. *arXiv preprint arXiv:2108.13487*, 2021. 3
- [38] Yue Yang, Artemis Panagopoulou, Shenghao Zhou, Daniel Jin, Chris Callison-Burch, and Mark Yatskar. Language in a bottle: Language model guided concept bottlenecks for interpretable image classification. In *Proceedings of the IEEE/CVF Conference on Computer Vision and Pattern Recognition*, pages 19187–19197, 2023. 2
- [39] Jason Yosinski, Jeff Clune, Yoshua Bengio, and Hod Lipson. How transferable are features in deep neural networks? *Advances in neural information processing systems*, 27, 2014. 2
- [40] Matthew D Zeiler and Rob Fergus. Visualizing and understanding convolutional networks. In *Computer Vision–ECCV 2014: 13th European Conference, Zurich, Switzerland, September 6–12, 2014, Proceedings, Part I 13*, pages 818–833. Springer, 2014. 1
- [41] Rowan Zellers, Yonatan Bisk, Ali Farhadi, and Yejin Choi. From recognition to cognition: Visual commonsense reasoning. In *Proceedings of the IEEE/CVF conference on computer vision and pattern recognition*, pages 6720–6731, 2019. 2
- [42] Quanshi Zhang, Ying Nian Wu, and Song-Chun Zhu. Interpretable convolutional neural networks. In *Proceedings of the IEEE conference on computer vision and pattern recognition*, pages 8827–8836, 2018. 2
- [43] Bolei Zhou, Aditya Khosla, Agata Lapedriza, Aude Oliva, and Antonio Torralba. Object detectors emerge in deep scene cnns. *arXiv preprint arXiv:1412.6856*, 2014. 1, 2
- [44] Bolei Zhou, Aditya Khosla, Agata Lapedriza, Aude Oliva, and Antonio Torralba. Learning deep features for discriminative localization. In *Proceedings of the IEEE conference on computer vision and pattern recognition*, pages 2921–2929, 2016. 1
- [45] Bolei Zhou, Agata Lapedriza, Aditya Khosla, Aude Oliva, and Antonio Torralba. Places: A 10 million image database for scene recognition. *IEEE Transactions on Pattern Analysis and Machine Intelligence*, 2017. 2, 4
- [46] Bolei Zhou, Yiyou Sun, David Bau, and Antonio Torralba. Revisiting the importance of individual units in cnns via ablation. *arXiv preprint arXiv:1806.02891*, 2018. 1, 2