

Alpha Elimination: Using Deep Reinforcement Learning to Reduce Fill-In during Sparse Matrix Decomposition

Arpan Dasgupta¹ and Pawan Kumar[✉]¹

IIIT Hyderabad, India
 arpan.dasgupta@research.iiit.ac.in
 pawan.kumar@iiit.ac.in

Abstract. A large number of computational and scientific methods commonly require decomposing a sparse matrix into triangular factors as LU decomposition. A common problem faced during this decomposition is that even though the given matrix may be very sparse, the decomposition may lead to a denser triangular factors due to fill-in. A significant fill-in may lead to prohibitively larger computational costs and memory requirement during decomposition as well as during the solve phase. To this end, several heuristic sparse matrix reordering methods have been proposed to reduce fill-in before the decomposition. However, finding an optimal reordering algorithm that leads to minimal fill-in during such decomposition is known to be a NP-hard problem. A reinforcement learning based approach is proposed for this problem. The sparse matrix reordering problem is formulated as a single player game. More specifically, Monte-Carlo tree search in combination with neural network is used as a decision making algorithm to search for the best move in our game. The proposed method, Alpha Elimination is found to produce significantly lesser non-zeros in the LU decomposition as compared to existing state-of-the-art heuristic algorithms with little to no increase in overall running time of the algorithm. The code for the project will be publicly available here¹.

Keywords: Reinforcement Learning · Sparse Matrices · Deep Learning · LU · MCTS

1 Introduction

Computations on large matrices are an essential component of several computational and scientific applications. In most cases, these matrices are sparse which, if exploited well, provide a significant reduction in computation time and memory consumption. Therefore, it is essential to ensure that any operation performed on these sparse matrices maintains their sparsity, so that subsequent operations remain efficient.

Challenges in LU decomposition for sparse matrices: One of the most frequently performed operations on matrices is decomposition. Matrix decomposition in linear algebra refers to the factorization of a matrix into a product of multiple matrices; examples include LU, QR [15,18], SVD, etc. [9]. Matrix decomposition is also used in preconditioning [2,5,6,12,16,31,21,20,19,22,17]. Different types of decomposition may lead to factors with different properties or structures. In particular, in LU decomposition [9], the matrix A is decomposed into a lower triangular and an upper triangular matrix, L and U respectively. The LU decomposition is useful in solving systems of linear equations stemming from numerous and wide variety of applications ranging from 3D reconstruction in vision, fluid dynamics, electromagnetic simulations, material science models, regression in machine learning and in a variety of optimization solvers that model numerous applications. Thus it is of essence that the L and U matrices after the decomposition of the sparse matrix are also sparse. However, it is possible that during the matrix decomposition, the L and U matrices become much denser than the initial matrix due to *fill-in* resulting from Gaussian elimination. The LU decomposition at each step requires choosing a pivot row, and then uses the diagonal entry on this row to eliminate all the elements in the same column in the following rows.

¹ <https://github.com/misterpawan/alphaEliminationPaper>

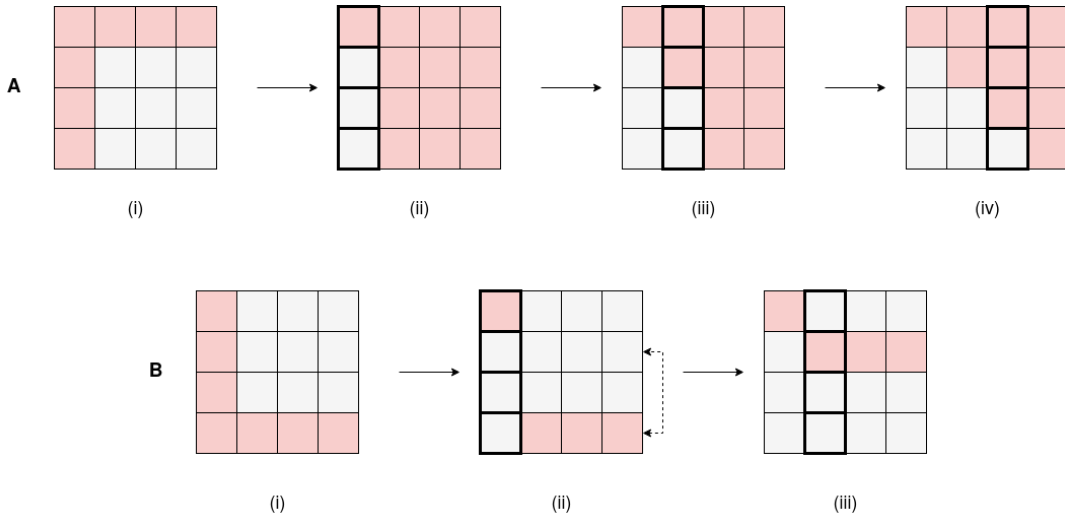


Fig. 1: Toy example demonstrating the effect of fill-in during LU decomposition on different permutations of the same matrix. The non-zero entries are denoted by red color and the column being eliminated is highlighted at each step. (A) The first column being eliminated causes all the other columns to become non-zeros, which are not eliminated in the subsequent steps. We end up with 10 non-zero entries in the U matrix. (B) Using a different row permutation for the matrix, we obtain no fill-in, and end up with 4 non-zeros in the U matrix.

The method is illustrated in Fig. 1. The figure shows that choosing the correct row is an important problem. The number of non-zeros created in the U matrix (and similarly in the L matrix) can be significantly reduced by choosing correct rows as pivot at each step.

The process of choosing a suitable row can also be formulated as finding a row permutation matrix P_{row} , which is pre-multiplied to the original matrix before performing the LU decomposition. The inverse of this permutation matrix can be multiplied back after the decomposition to obtain the original required decomposition without affecting the sparsity as follows $A = P_{\text{row}}^{-1}(P_{\text{row}}A) = P_{\text{row}}^{-1}(LU)$. Finding an optimal P_{row} matrix which will minimize the fill-in is a very difficult task due to two reasons (1) Since the row chosen has to have a non-zero value at the column being eliminated, it is impossible to know in advance which row will have a non-zero value due to the non-zeros changing at each step of elimination (2) With larger matrices, the search space becomes impossible to traverse completely to find the optimal. In fact, [3] shows that solving this problem for a symmetric matrix is an NP-hard by converting it to a hypergraph partitioning problem. We aim to use Reinforcement Learning as a way to find a permutation matrix, which gives a lower fill-in than existing state-of-the-art algorithms.

Deep Reinforcement Learning: Deep Reinforcement Learning (DRL) has become an effective method to find an efficient strategy to games wherever a large search space is involved. Algorithms have been developed which are capable of reacting and working around their environment successfully. The success of recent RL methods can be largely attributed to the development of function approximation and representation learning methods using Deep Learning. A landmark success in this field came when Deep Mind developed an algorithm AlphaGo [32], which was able to beat the reigning Go champion using DRL. The DRL methods have since been applied to several domains such as robotics, which find control policies directly from camera input [23], [24]. RL has been used for several other applications such as playing video games [29,28,27], managing power consumption [35] and stowing objects [24]. One unique way to use DRL has been to aid discovery of optimal parameters in existing models such as machine translation models [36], and also for designing optimization functions [25]. To this end, work has been recently done on algorithm discovery for matrix multiplication [8] and discovery of protein structure [10]. Our work aims to use

DRL to replace heuristic algorithms for sparse matrix permutation with an algorithm which can find a much better permutation, thus significantly saving time and memory in downstream tasks, in particular for LU.

Contributions: Our main contributions can be summarized as follows.

- We formulate the problem of finding the row permutation matrix for reduced fill-in as a single player game complete with state, action and rewards. We then use MCTS to find a solution to the game.
- We perform extensive experiments on matrices from several real-world domains to show that our method performs better than the naive LU without reordering as well as existing heuristic reordering methods.

2 Related Work

Reduction of fill-in in LU and Cholesky decomposition of sparse matrices is a well studied problem. [13] provides an overview of the problem and describes the different algorithms in terms of a graph problem. Approximate Minimum Degree (AMD) [1] is an algorithm which permutes row and columns of the matrix by choosing the node at each step which has the minimum degree in the remaining graph. This was shown to perform well on an average. Column Approximate Minimum Degree (ColAMD) [7] performs approximate column permutations and uses a better heuristic than AMD. SymAMD is a derivative of ColAMD which is used on symmetric matrices. Sparse Reverse Cuthill-McKee (SymRCM) [26] is another method that is commonly used for ordering in symmetric matrices. It utilizes the reverse of the ordering produced by the Cuthill-McKee algorithm which is a graph based algorithm. However, all these algorithms utilize heuristics with some bound on the error, but no work involving machine learning has been done in this area.

Monte Carlo tree search (MCTS), a popular Reinforcement Learning algorithm has previously proven successful in a variety of domains such as playing games like Go [32], Chess and Shogi [33]. Applications have also been found in domains like qubit routing [34] and planning [30] where the problems can be formulated as a single player game. Recently, [8] used MCTS for discovering faster matrix multiplication algorithms. To our knowledge, there has been no attempt at application of RL in replacing heuristic algorithms for efficient LU decomposition on sparse matrices.

3 Alpha Elimination

This section will be organized as follows, in section one, we will talk about how we formulated the matrix decomposition problem as a single player game in the RL setting. In the next section, we will show how the Deep MCTS algorithm works in our problem, and in the third section we will talk about our choice of neural networks for the problem at hand.

3.1 Section 1 : Formulating the Game

Fig. 2 shows the state of the game at a certain point in the elimination. Let us assume that the matrix is denoted by A and we are at step i of the elimination, i.e., we are trying to eliminate entries below diagonal of the i_{th} column. Elimination of column i involves (i) Picking a row j as a pivot where the value at column i is non-zero (ii) Swapping row j for the current row i (iii) Using the value $A[i][i]$, we make all values $A[k][i] = 0$ for $k > i$ by performing elementary row operations. Fig. 2 also shows the elimination procedure.

Definition 1. (State) A state S of the game provides entire configuration of the game and the environment at a certain timestep t . In our problem, this includes the matrix A as well as the index i which represents the current column to be eliminated.

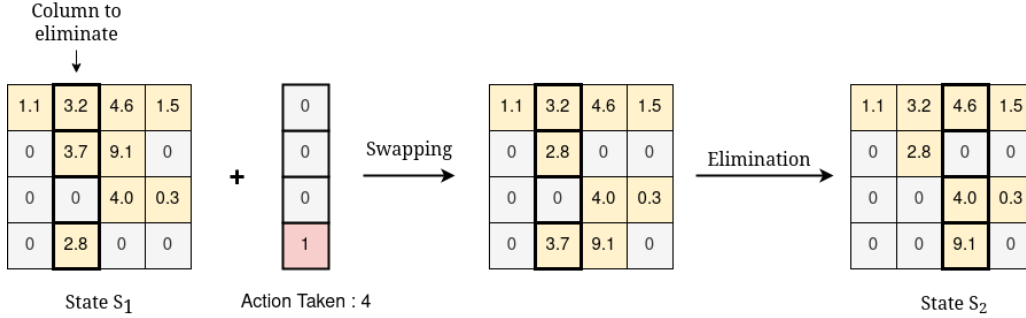


Fig. 2: Representation of a single step of the game, starting from a state. The action chosen determines the row pivot at each point. After the swapping of the row, the elimination is performed leading to the next step. The column in bold represents the next column to be eliminated.

Although the value of i could be inferred from A , complete state information includes both the values.

Definition 2. (Action) The action a is the mechanism by which an agent transitions between the states. The agent has to choose one of several legal actions at the step. In our game, the action to be taken by the agent must be a row index j where $j \geq i$ and $A[j][i] \neq 0$ or if no such value exists, $j = i$. The agent must thus choose which row to swap in for the current row as a pivot.

As we have seen in the examples, choosing this pivot correctly at each step is essential to reduce the fill-in. The transition from one state to another is also done by using the procedure for elimination described previously.

Definition 3. (Reward) Reward $R(S, a)$ is the numerical result of taking a certain action in a state. The final goal of the agent in our game is to reduce the number of non-zeros created in total during this elimination procedure.

The reward can be provided to the agent in two different ways. We can provide the reward at the end of each step as negative of the number of non-zeros created at the current step based on the action. Alternatively, we can provide the total number of non-zeros created as a fraction of initial zeros in the matrix as a negative reward. While both these reward mechanisms are similar, the latter worked better in practice for us due to the ease of tuning the exploration factor c for MCTS.

3.2 Section 2: Applying Deep MCTS

Monte Carlo Tree Search progresses by executing four phases in repetition: select, expand, evaluate and backup. The entire algorithm for our problem is shown in form of pseudo-code in Algorithm 1.

Select: This step involves starting with a specific state and selecting a node to explore until a state node is reached which has not been explored yet. The selection starts at the root of the subtree to be explored at time t . The agent selects an action from a set of legal actions according to some criteria recursively. Assuming that $R(S, a)$ represents the immediate reward for taking action a at state S , we keep track of two things during the MCTS procedure (over all passes during exploration):

1. N -values: $N(S, a)$ represents the number of times the state action pair has been taken in total.

Algorithm 1 Monte Carlo Tree Search Algorithm for Alpha Elimination

Require: Starting State S , Model M , Immediate reward function R

```

for loop  $\leftarrow$  1 to  $num\_mcts\_loops$  do
  root  $\leftarrow$   $S$ 
  cur_node  $\leftarrow$   $S$ 
  while True do
    Select best action  $A$  which minimizes UCT (See (4)).
    Compute UCT using prior values and noise
    if cur_node.children[ $A$ ]  $\neq$  null then
      cur_node  $\leftarrow$  cur_node.children[ $A$ ]
    else
      new_state  $\leftarrow$  cur_state.step( $A$ )
      if new_state = null then
        break
      end if
      cur_state.children[ $A$ ]  $\leftarrow$  new_state
      store reward[cur_state,  $A$ ]
         $\leftarrow$   $R(new\_state) - R(cur\_state)$ 
      break
    end if
  end while
  cur_reward  $\leftarrow$  model(cur_state)
  while cur_node  $\neq$  root do
    p_action  $\leftarrow$  action from cur_state to parent of cur_state
    cur_state  $\leftarrow$  cur_state.parent
    cur_reward  $\leftarrow$  reward[cur_state, p_action] +  $\gamma$  cur_reward (see (2))
    Update cur_state.Q_value[ $A$ , p_action] with cur_reward (See (2), (3))
    Update cur_state.N_value[ $A$ , p_action] (See (1))
  end while
end for

```

2. Q -values: $Q(S, a)$ represents the expected long term reward for the state action pair (S, a) . To calculate this, we simply keep track of $W(S, a)$ which is the sum of all rewards received over the previous iterations. Here N , W and Q are updated as follows:

$$N(S, a) = N(S, a) + 1 \quad (1)$$

$$W(S, a) = R(S, a) + \gamma W(S, a) \quad (2)$$

$$Q(S, a) = \frac{W(S, a)}{N(S, a)}. \quad (3)$$

These updates are actually performed in the backup stage.

We use an asymmetric formulation of Upper Confidence Bound on Trees (UCT) as a criteria for selection of the next action at each step

$$UCT(S, a) = Q(S, a) + c \frac{\sqrt{N(S, a)}}{N(S, a)} \times P(a|S), \quad (4)$$

where c represents the exploration-exploitation constant (Higher c encourages exploration) and $P(a|S)$ represents the prior probability of taking action a given state S . $P(a|S)$ is calculated by adding Dirichlet noise to the function approximator f (neural network in our case) prediction.

$$P(a|S) = (1 - \epsilon)f(S') + \epsilon\eta_\alpha. \quad (5)$$

Here, $\eta_\alpha \sim Dir(\alpha)$ where $\alpha = 0.03$, $\epsilon = 0.25$, (values are the commonly used ones described in [34]) and S' is the resulting state when action a is taken at S . Here $Dir(\cdot)$ stands for Dirichlet distribution. This ensures that all moves are tried while search still overrules bad moves [32]. The prior estimate $P(a|S)$ improves as the MCTS continues to explore.

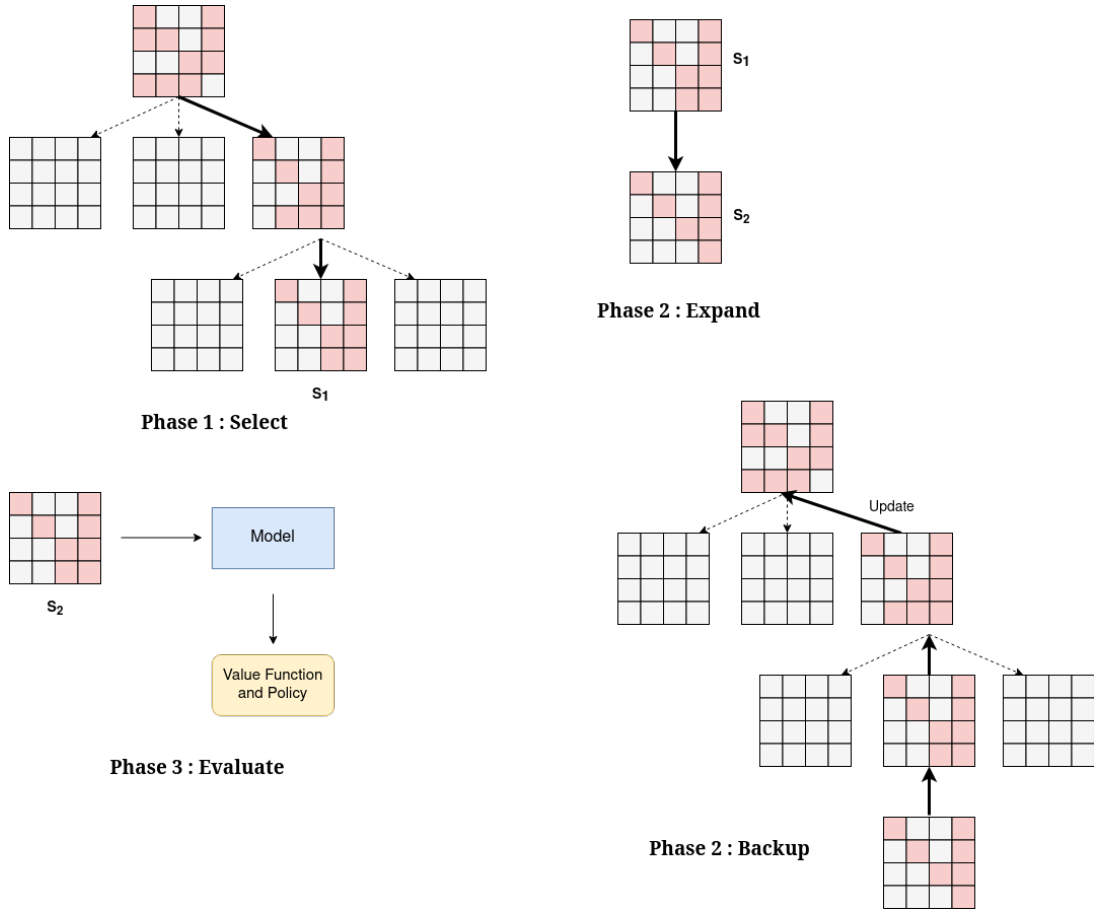


Fig. 3: Four Phases of the MCTS Algorithm

Expand: The expand step is invoked when the select reaches a state and takes an action which has not been explored yet. The step involves creating a new node and adding it to the tree structure.

Evaluate: On reaching a node newly created by the expand stage or reaching a leaf node, the evaluation phase is commenced. This involves estimating the long term reward for the current state using a neural network as an estimator. The neural network is provided the current state as the input, which estimates the expected reward and the prior probabilities for each action from the current state. The neural network architecture used for this purpose is described in the following section.

Backup: Once the evaluation phase is completed, the reward value estimated at the last node in the tree is propagated backwards until the root is reached. At each of the ancestor nodes, the values of the expected reward for each action Q and the number of times each action is taken N are updated using the update equations described previously. As the MCTS probes the search space, it gets better estimates for the prior and the expected reward. The $N(S, a)$ represents the policies to take, and is thus used for training the policy (6), while the average Q value is used to train the value estimator (7)

$$\pi(a|S) \propto N(S, a) \tag{6}$$

$$V(S) = \frac{\sum_a W(S, a)}{\sum_a N(S, a)}. \tag{7}$$

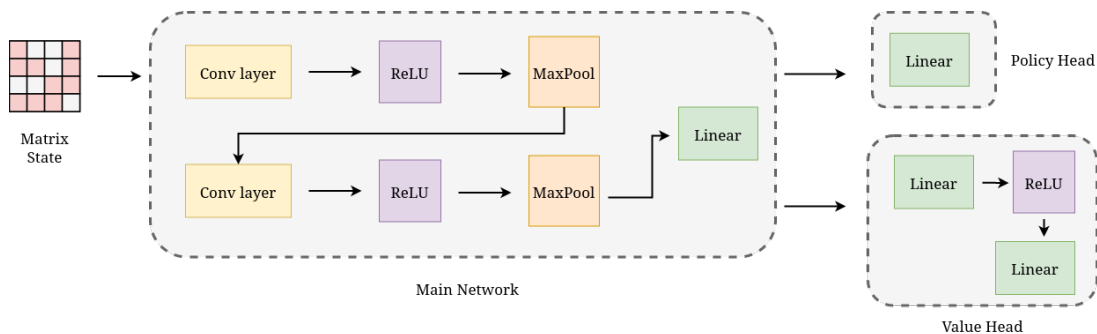


Fig. 4: Architecture of the neural network used for value and policy prediction. The first and second convolution layers have kernel sizes 3 and 5 respectively with a padding of 2 and stride 1 over 3 channels. The MaxPool layers have a kernel size of 2. Each of the linear layers have a single fully connected layer. The hidden layer dimensions are equal to the matrix size N , except for the last layers, where it corresponds to 1 for the value head and N for the policy head.

3.3 Section 3 : Neural Network Architecture

The role of a neural network in the Deep MCTS algorithm is to be able to act as a function approximator which can estimate the expected reward i.e. the Q -values for a certain state and the expected reward for each state-action pair for that state. Since actually calculating the Q -values is not feasible due to the intractable size of the search space, a neural network is used instead due to its ability to learn rules from the previous exploration data directly. MCTS provides the neural network with a state S and the network must output two values: (i) π , estimate of the Q values for each action (ii) V , value function of that state. This is achieved by adding two output heads to the same neural network. The main challenge at this point was on how to provide the sparse matrix as an input to a neural network. For this, we considered several possible architectures.

Intuitively, a sparse matrix can be treated as an image with mostly zero pixels. CNNs have been successful in similar problems capturing row and column dependencies, for example, in board games such as Go [32], in Chess and Shogi [33]. While sparse layers for artificial neural networks are much more efficient than CNNs, a simple method of unrolling the matrix and providing it as single-dimensional input to the network does not work as most column information is lost. For example, any two vertically adjacent elements cannot preserve that information. Thus, positional embedding would need to be added with column information. However, this approach faces scaling issues, as the parameter count is proportional to matrix size N . Graph neural network could also be used, but it was unclear how to provide graph structure as GNN input. This idea remains a potential future direction.

We decide to use CNN as it emphasizes the row-column relationship, and is relatively simple to understand and implement. An issue with standard CNN is that it needs to densify the sparse matrix to be able to operate on it. Thus, we can use a sparse version of CNN [4] to run the CNN algorithm on larger matrices and take advantage of the sparsity. However, the benefit in running time while using sparse convolution only comes above a certain threshold of the matrix size N . However, as we will see at this threshold or above of matrix size, the time taken to train the network increases significantly due to large search space and alternative ways to scale the network have to be explored anyway. The final network architecture is denoted in Fig. 4. The problem of scaling to larger matrices will be discussed in detail in section 4.4. We observed that masking of the input also led to a significant improvement in rate of learning by the model. We discuss this in detail in section 4.3.

4 Alpha Elimination: Details

4.1 Training

We train our model on randomly generated matrices with a certain sparsity level. For each train matrix, the MCTS starts the self-play at time step 0 and generates a data point for every time step. Each data point consists of the state as input and the respective Q -values and updated value function as the output. These data points are added to a buffer which is used to train the neural network after a certain set of intervals. Prioritized experience replay (PER) [32] is used to efficiently train the neural network. The use of a buffer is necessary due to the fact that each data point must be independent from the previous.

Size of matrix to train: The size of the matrix on which we train the neural network must be fixed, since the input to the neural network cannot vary in size. However, the size of the matrix to be tested on is variable. Hence, we use the block property of LU decomposition to always change our problem into the same fixed size. For example, we train our Deep MCTS for a large matrix of size $N \times N$, but in practice we may get a matrix A of size $n \times n$ where $n \leq N$. We can however, convert the smaller matrix to the size it was originally trained by adding an identity block as follows $\begin{bmatrix} I_{N-n} & 0 \\ 0 & A_{n \times n} \end{bmatrix}_{N \times N}$. The LU decomposition of the above matrix is equivalent to that of A , and the row permutation matrix is also just a padded one. This procedure can also be interpreted as a intermediate time step of the LU decomposition of a larger matrix.

Sparsity of matrix: The structure of the matrix received during testing must be similar to the ones in training, thus we need to make sure that the sparsity levels of the matrices match too. As a general rule, we see that the common matrices in practice have a sparsity level of ≥ 0.85 (ie. more than 85% of values are non-zeros). Thus, the network is trained on various levels of sparsity above this threshold.

4.2 Prediction

During prediction, instead of selecting the next action based on UCT, we directly utilize the output of the trained model as a prediction of the expected reward. We therefore choose optimal action $a^* = \max_a \pi(a|S)$ where π is output of policy function of neural network. At each step, the algorithm outputs the row j to be swapped with current row i . Using this information, we can reconstruct the row permutation matrix P for final comparison with the other methods.

4.3 Remark on the Role of Masking

Neural networks are powerful learners; however, when presented with an abundance of information, they may struggle to discern the essential aspects of a problem and might establish spurious correlations. In our experiments, we observed that providing the original matrix with floating point entries to the neural network resulted in slow and erratic learning. Consequently, we employed masking of the non-zeros to minimize noise and ensure that the neural network focuses on the role of non-zero entries as pivots. More specifically, the non-zero entries are converted to a constant value of 1, whereas, the zeros (accounting for floating-point errors) are assigned a value of 0. This masking technique assumes that none of the non-zeros will become zero during elimination. Although this assumption may not be universally true, it is valid in most cases involving real-world matrices with floating-point values. Even in cases where the assumption does not hold, such instances are relatively rare and have minimal impact on the overall policy. Masking also has negligible effect on time complexity.

4.4 Scaling to Larger Matrices

The method effectively finds row permutation matrices, but the search space for even small matrices is vast. Matrix size N and training data requirements increase with larger matrices. In real-life applications, matrix sizes can reach up to millions or higher. To address this, we employ a graph partitioning algorithm from the METIS library [11] to partition the matrix into parts of size 500, which allows for efficient learning within a reasonable time-frame. We remark here that most LU factorization for large matrices are anyway partitioned into small parts to achieve parallelism on modern day multi-core or multi-CPU architectures [9], and only “local” LU factorization of the smaller sub-matrices are required.

5 Experiments and Discussion

5.1 Experimental Setup

Experiments were conducted on a Linux machine with 20 Intel(R) Xeon(R) CPU E5-2640 v4 cores @ 2.40GHz, 120GB RAM, and 2 RTX 2080Ti GPUs. The total number of non-zeros in the LU decomposition is used as the evaluation metric, as our method aims to minimize it. We compared our approach to the naive LU decomposition in sparse matrices and existing heuristic algorithms that minimize fill-in, such as ColAMD [7], SymRCM [26], and SymAMD. There are some specific re-ordering techniques, but due to lack of general applicability we do not compare with them. After exporting the matrix to MATLAB, where these methods are implemented, LU decomposition was performed. The final evaluation involved matrices from the SuiteSparse Matrix Collection [14]. Table 1 displays the selected matrices, which span various application areas, symmetry patterns, and sizes ranging from 400 to 11 million elements.

5.2 Experimental Results

Comparison of methods: The comparison between Alpha Elimination and the baseline as well as the other methods is shown in Table 2. As it is evident from the results, Alpha Elimination obtains significant reduction in the number of non-zeros as compared to the other methods. This leads to significant reduction in storage space for the factors of the sparse matrices, and leads to reduction in solve time using LU factorization. The reduction in the number of non-zeros provides even more significant memory savings when the size of the matrices increases. Our method produced up to 61.5% less non-zeros on large matrices than the naive method and up to 39.9% less non-zeros than the best heuristic methods. While in some matrices our method gives a significant reduction, some matrices are much simpler in structure, providing much lesser time for improvement over simple algorithms. For example, the matrix *ohm500* has a very simple structure (almost already diagonal) and it is trivial for every row or column reordering algorithm to figure out the optimal ordering. Thus, all the methods end up having the same number of non-zeros. Some of these fill-reducing ordering methods are not applicable for non-symmetric matrices, hence applied on symmetric part $A + A^T$ of a matrix A ; whereas, our proposed method is not restricted by structural assumptions on the matrix.

Time Comparison: Table 4 presents the total time taken for finding the permutation matrix and subsequently performing LU decomposition. The time required for LU decomposition decreases when the algorithm processes fewer non-zeros. As shown in Table 3, the time consumed for performing LU decomposition after reordering is proportional to the number of non-zeros generated during the decomposition process. For smaller matrices, the time saved during LU decomposition is overshadowed by the time required for ordering. However, with larger matrices, our method not only achieves a reduction in the number of non-zeros but also results in a noticeable decrease in LU decomposition time.

Table 1: Matrices used for testing from Suite Sparse Matrix Market

Matrix	Domain	Rows N	Structurally Symmetric (Y/N)
west0479	Chemical Process Simulation Problem	479	Yes
mbeause	Economic Problem	496	No
tomography	Computer Graphics / Vision Problem	500	No
Trefethen_500	Combinatorial Problem	500	Yes
olm500	Computational Fluid Dynamics Problem	500	Yes
ErDOS991	Undirected Graph	492	Yes
rbsb480	Robotics Problem	480	No
ex27	Computational Fluid Dynamics Problem	974	No
m_t1	Structural Problem	97,578	Yes
Emilia_923	Structural Problem	923,136	Yes
tx2010	Undirected Weighted Graph	914,231	Yes
boneS10	Model Reduction Problem	914,898	No
PFlow_742	2D/3D Problem	742,793	Yes
Hardesty1	Computer Graphics / Vision Problem	938,905	Yes
vas_stokes_4M	Semiconductor Process Problem	4,382,246	No
stokes	Semiconductor Process Problem	11,449,533	No

Table 2: Total Non-Zero Count in Lower and Upper Triangular Factors after re-orderings for matrices from Suite Sparse Matrix Market Dataset.

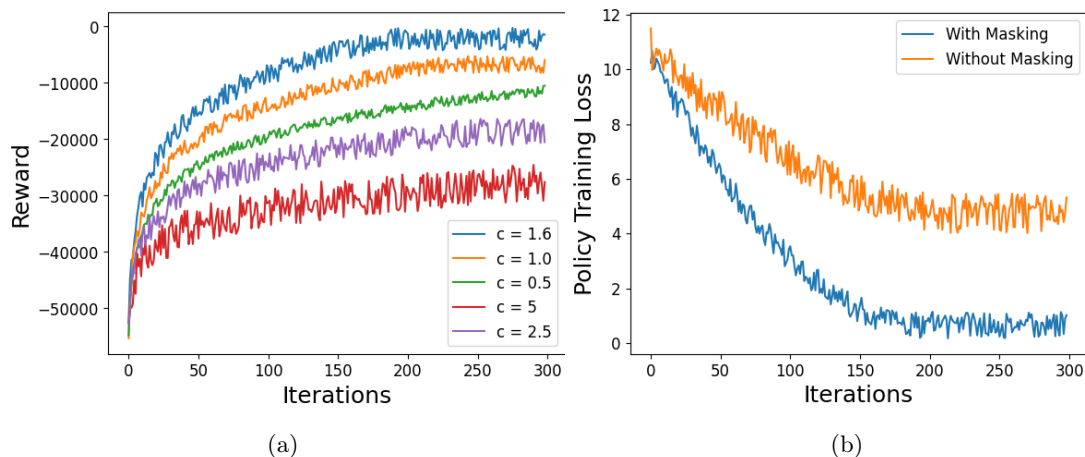
Matrix	LU Methods				
	Naive LU	ColAMD	SymAMD	SymRCM	Proposed Method
west0479	16358	4475	4510	4352	3592
mbeause	166577	126077	NA	NA	94859
tomography	108444	41982	NA	NA	35690
Trefethen_500	169618	150344	153170	119672	94632
olm500	3984	3070	3070	3070	3070
ErDOS991	61857	4255	4287	4372	3584
rbsb480	192928	63783	NA	NA	55185
ex27	122464	104292	NA	NA	63948
m_t1	9789931	9318461	8540363	8185236	7398266
Emilia_923	5.67E08	4.49E08	4.29E08	4.56E08	3.9E08
tx2010	1.48E10	3.83E09	2.34E09	2.44E09	1.3E09
boneS10	3.98E08	1.89E08	NA	NA	1.1E08
PFlow_742	1.98E08	9.20E07	8.43E07	8.92E07	8.3E07
Hardesty1	6.03E08	5.91E08	5.90E08	5.92E08	4.9E08
vas_stokes_4M	1.35E09	8.71E+08	NA	NA	5.9E08
stokes	9.78E10	6.42E10	NA	NA	3.9E10

Table 3: Comparison of time (in seconds) taken for LU factorization after reordering by different methods.

Matrix	Time taken for LU (s)				
	Naive LU	ColAMD	SymAMD	SymRCM	Proposed Method
mbeause	0.0326	0.0319	NA	NA	0.0302
tomography	0.04250	0.0394	NA	NA	0.0286
Trefethen_500	0.0498	0.0419	0.0392	0.0347	0.0302
m_t1	5.8790	4.7894	4.1321	3.7031	3.2820
tx2010	24.3018	15.7040	14.5840	15.6194	12.9365

Table 4: Comparison of total time (in seconds) for LU (including reordering).

Matrix	Time taken for LU (s)				
	Naive LU	ColAMD	SymAMD	SymRCM	Proposed Method
mbeause	0.0326	0.0345	NA	NA	0.0336
tomography	0.0425	0.0475	NA	NA	0.0391
Trefethen_500	0.0498	0.0437	0.0404	0.0362	0.0334
m_t1	5.8790	5.2174	4.5281	4.1161	3.9320
tx2010	24.3018	16.2510	15.077	16.0324	13.7185

Fig. 5: (a) Reward plot versus iterations for different exploration factors c . (b) Training loss vs Iterations for masked and non-masked input.

Hyperparameter Tuning and Ablation Study: The training is stopped when the average reward no longer improves or the average loss does not decrease. As a standard, either of these conditions were generally met for $N = 500$ size matrices by iteration 300. The time taken for training matrices of size 10, 50, 100, 250, 500 and 1000 is 0.09, 1.2, 6.3, 13.1, 27.7 and 122.5 hours respectively for 100 iterations. The number of iterations also increases with increase in N .

The most difficult hyperparameter to train is the exploration factor c . The correct value of c determines how quickly the MCTS finds better solutions and how much it exploits those solutions to find better ones. This value is found experimentally. This is best demonstrated using Fig. 5a. The advantage of masking the matrix before providing it as input is demonstrated in Fig. 5b. The graph shows that masking helps the neural network learn better.

6 Conclusion and Future Work

In this paper, we demonstrated that the problem of identifying row permutations to minimize fill-in during LU decomposition of sparse matrices can be effectively formulated as a single-player game. Monte Carlo Tree Search combined with a deep neural network proves to be the optimal approach for addressing this problem. The neural network employed for the sparse matrix serves as a critical component of the algorithm. Further research focusing on the development of scalable architectures capable of handling large sparse matrix inputs may enhance the quality of the policy output. A combination of the heuristic methods along with MCTS for bootstrapping with additional training data can be explored in the future to get further improvements. For the stability of LU, the largest pivot is generally brought to the diagonal. Our method does not always follow this and how to improve numerical stability is left as a future research direction. Moreover, reinforcement learning methods can be potentially employed to either replace or improve upon existing heuristic algorithms, opening up new avenues for future investigation.

7 Acknowledgment

This work was done at IIIT-HYDERABAD, India. We thank the institute for HPC resources. We also thank Qualcomm Faculty Award (2022).

Ethical Considerations

This work concerns algorithm development for sparse matrix factorization. To the best of our knowledge, we declare that there are no immediate or far reaching ethical considerations.

References

- Amestoy, P.R., Davis, T.A., Duff, I.S.: An approximate minimum degree ordering algorithm. *SIAM Journal on Matrix Analysis and Applications* **17**(4), 886–905 (1996)
- Benzi, M.: Preconditioning techniques for large linear systems: A survey. *Journal of Computational Physics* **182**(2), 418–477 (2002)
- Çatalyürek, Ü.V., Aykanat, C., Kayaaslan, E.: Hypergraph partitioning-based fill-reducing ordering for symmetric matrices. *SIAM Journal on Scientific Computing* **33**(4), 1996–2023 (2011)
- Contributors, S.: Spconv: Spatially sparse convolution library. <https://github.com/traveller59/spconv> (2022)
- Das, S., Katyan, S., Kumar, P.: Domain decomposition based preconditioned solver for bundle adjustment. In: Babu, R.V., Prasanna, M., Namboodiri, V.P. (eds.) *Computer Vision, Pattern Recognition, Image Processing, and Graphics*. pp. 64–75. Springer Singapore, Singapore (2020)
- Das, S., Katyan, S., Kumar, P.: A deflation based fast and robust preconditioner for bundle adjustment. In: *Proceedings of the IEEE/CVF Winter Conference on Applications of Computer Vision (WACV)*. pp. 1782–1789 (January 2021)
- Davis, T.A., Gilbert, J.R., Larimore, S.I., Ng, E.G.: Algorithm 836: Colamd, a column approximate minimum degree ordering algorithm. *ACM Transactions on Mathematical Software (TOMS)* **30**(3), 377–380 (2004)
- Fawzi, A., Balog, M., Huang, A., Hubert, T., Romera-Paredes, B., Barekatin, M., Novikov, A., Ruiz, F.J., Schrittwieser, J., Swirszcz, G., et al.: Discovering faster matrix multiplication algorithms with reinforcement learning. *Nature* **610**(7930), 47–53 (2022)
- Golub, G.H., Van Loan, C.F.: *Matrix computations*. JHU press (2013)
- Jumper, J., Evans, R., Pritzel, A., Green, T., Figurnov, M., Ronneberger, O., Tunyasuvunakool, K., Bates, R., Žídek, A., Potapenko, A., et al.: Highly accurate protein structure prediction with alphafold. *Nature* **596**(7873), 583–589 (2021)
- Karypis, G., Kumar, V.: Metis: A software package for partitioning unstructured graphs, partitioning meshes, and computing fill-reducing orderings of sparse matrices. Technical report (1997)
- Katyan, S., Das, S., Kumar, P.: Two-grid preconditioned solver for bundle adjustment. In: *2020 IEEE Winter Conference on Applications of Computer Vision (WACV)*. pp. 3588–3595 (2020)
- Kaya, O., Kayaaslan, E., Uçar, B., Duff, I.S.: Fill-in reduction in sparse matrix factorizations using hypergraphs. Ph.D. thesis, INRIA (2014)
- Kolodziej, S.P., Aznavah, M., Bullock, M., David, J., Davis, T.A., Henderson, M., Hu, Y., Sandstrom, R.: The suitesparse matrix collection website interface. *Journal of Open Source Software* **4**(35), 1244 (2019)
- Kumar, P.: Communication optimal least squares solver. In: *2014 IEEE Intl Conf on High Performance Computing and Communications, 2014 IEEE 6th Intl Symp on Cyberspace Safety and Security, 2014 IEEE 11th Intl Conf on Embedded Software and Syst (HPCC,CSS,ICSS)*. pp. 316–319 (2014)
- Kumar, P.: Aggregation based on graph matching and inexact coarse grid solve for algebraic two grid. *International Journal of Computer Mathematics* **91**(5), 1061–1081 (2014)
- Kumar, P.: Multithreaded direction preserving preconditioners. In: *2014 IEEE 13th International Symposium on Parallel and Distributed Computing*. pp. 148–155 (2014)
- Kumar, P.: Multilevel communication optimal least squares. *Procedia Computer Science* **51**, 1838–1847 (2015), international Conference On Computational Science, ICCS 2015
- Kumar, P.: Fast Preconditioned Solver for Truncated Saddle Point Problem in Nonsmooth Cahn–Hilliard Model, pp. 159–177. Springer International Publishing, Cham (2016)
- Kumar, P., Grigori, L., Nataf, F., Niu, Q.: On relaxed nested factorization and combination preconditioning. *International Journal of Computer Mathematics* **93**(1), 179–199 (2016)
- Kumar, P., Markidis, S., Lapenta, G., Meerbergen, K., Roose, D.: High performance solvers for implicit particle in cell simulation. *Procedia Computer Science* **18**, 2251–2258 (2013), 2013 International Conference on Computational Science, ICCS
- Kumar, P., Meerbergen, K., Roose, D.: Multi-threaded nested filtering factorization preconditioner. In: Manninen, P., Öster, P. (eds.) *Applied Parallel and Scientific Computing*. pp. 220–234. Springer Berlin Heidelberg, Berlin, Heidelberg (2013)

23. Levine, S., Finn, C., Darrell, T., Abbeel, P.: End-to-end training of deep visuomotor policies. *The Journal of Machine Learning Research* **17**(1), 1334–1373 (2016)
24. Levine, S., Pastor, P., Krizhevsky, A., Ibarz, J., Quillen, D.: Learning hand-eye coordination for robotic grasping with deep learning and large-scale data collection. *The International journal of robotics research* **37**(4-5), 421–436 (2018)
25. Li, K., Malik, J.: Learning to optimize. arXiv preprint arXiv:1606.01885 (2016)
26. Liu, W.H., Sherman, A.H.: Comparative analysis of the cuthill–mckee and the reverse cuthill–mckee ordering algorithms for sparse matrices. *SIAM Journal on Numerical Analysis* **13**(2), 198–213 (1976)
27. Mehta, K., Mahajan, A., Kumar, P.: Effects of spectral normalization in multi-agent reinforcement learning. In: *IEEE International Joint Conference on Neural Networks, IJCNN*. pp. 148–155 (2023)
28. Mehta, K., Mahajan, A., Kumar, P.: Marl-jax: Multi-agent reinforcement learning framework for social generalization. In: *ECML PKDD*. pp. 148–155 (2023)
29. Mnih, V., Kavukcuoglu, K., Silver, D., Rusu, A.A., Veness, J., Bellemare, M.G., Graves, A., Riedmiller, M., Fidjeland, A.K., Ostrovski, G., et al.: Human-level control through deep reinforcement learning. *nature* **518**(7540), 529–533 (2015)
30. Munos, R., et al.: From bandits to monte-carlo tree search: The optimistic principle applied to optimization and planning. *Foundations and Trends® in Machine Learning* **7**(1), 1–129 (2014)
31. Niu, Q., Grigori, L., Kumar, P., Nataf, F.: Modified tangential frequency filtering decomposition and its fourier analysis. *Numerische Mathematik* **116**(1), 123–148 (2010)
32. Silver, D., Huang, A., Maddison, C.J., Guez, A., Sifre, L., Van Den Driessche, G., Schrittwieser, J., Antonoglou, I., Panneershelvam, V., Lanctot, M., et al.: Mastering the game of go with deep neural networks and tree search. *nature* **529**(7587), 484–489 (2016)
33. Silver, D., Hubert, T., Schrittwieser, J., Antonoglou, I., Lai, M., Guez, A., Lanctot, M., Sifre, L., Kumaran, D., Graepel, T., et al.: Mastering chess and shogi by self-play with a general reinforcement learning algorithm. arXiv preprint arXiv:1712.01815 (2017)
34. Sinha, A., Azad, U., Singh, H.: Qubit routing using graph neural network aided monte carlo tree search. In: *Proceedings of the AAAI Conference on Artificial Intelligence*. vol. 36, pp. 9935–9943 (2022)
35. Tesauro, G., Das, R., Chan, H., Kephart, J., Levine, D., Rawson, F., Lefurgy, C.: Managing power consumption and performance of computing systems using reinforcement learning. *Advances in neural information processing systems* **20** (2007)
36. Zoph, B., Le, Q.V.: Neural architecture search with reinforcement learning. arXiv preprint arXiv:1611.01578 (2016)