

# A Number Representation Systems Library Supporting New Representations Based on Morris Tapered Floating-point with Hidden Exponent Bit

Ștefan-Dan Ciocîrlan<sup>1,2</sup>[0000-0002-7929-1888] and  
Dumitrel Loghin<sup>2</sup>[0000-0002-8965-542X]  
stefan\_dan.ciocirlan@upb.ro  
dumitre@comp.nus.edu.sg

<sup>1</sup> University Politehnica of Bucharest

<sup>2</sup> National University of Singapore

**Abstract.** The introduction of posit reopened the debate about the utility of IEEE754 in specific domains. In this context, we propose a high-level language (Scala) library that aims to reduce the effort of designing and testing new number representation systems (NRSs). The library’s efficiency is tested with three new NRSs derived from Morris Tapered Floating-Point by adding a hidden exponent bit. We call these NRSs MorrisHEB, MorrisBiasHEB, and MorrisUnaryHEB, respectively. We show that they offer a better dynamic range, better decimal accuracy for unary operations, more exact results for addition (37.61% in the case of MorrisUnaryHEB), and better average decimal accuracy for inexact results on binary operations than posit and IEEE754. Going through existing benchmarks in the literature, and favorable/unfavorable examples for IEEE754/posit, we show that these new NRSs produce similar (less than one decimal accuracy difference) or even better results than IEEE754 and posit. Given the entire spectrum of results, there are arguments for MorrisBiasHEB to be used as a replacement for IEEE754 in general computations. MorrisUnaryHEB has a more populated “golden zone” (+13.6%) and a better dynamic range (149X) than posit, making it a candidate for machine learning computations.

**Keywords:** Number Representation System · Tapered Floating Point · IEEE754 · Posit · Computer Arithmetic

## 1 Introduction

Computers are well-known for their ability to run complex mathematical operations in a very fast way. To run such operations, the operands need to be represented in practical ways using the finite resources of modern computers. For example, numbers cannot be represented with infinite precision in computers. Multiple number representation systems (NRSs) were created to simulate

the infinite world of mathematics. For the real number computations (or rational numbers, to be more precise) the IEEE754 standard [1] is the norm from its introduction in 1985. Only recently, Gustafson et al. [10,9] questioned its dominance by proposing new NRSs such as unum and posit.

The introduction of a new NRS, such as posit, produced multiple research work on its effect on domains such as scientific computing [17,22], artificial intelligence [15,2,3,18,13,12], digital signal processing [16], and computer architecture [14,19,27,7,25]. Previously proposed NRSs such as Morris Tapered Floating-Point [20] and universal real representation [11] were revived and re-analyzed. This process of re-analysis and benchmarking is resource and time-consuming every time a new NRS is introduced.

This article proposes a library with multiple NRS implementations, including IEEE754, Floating-Point, Morris Tapered Floating-Point, Posit, Rational, Fractional, and Fixed-Point. In addition, existing benchmarks from the literature are implemented in this library. The main aim of our library is to have an easy way for adding a new NRS and test it immediately on already proposed and well-known benchmarks. This can make the analysis of a new NRS more efficient and less time-consuming. A secondary aim is to make it easy to add new benchmarks and make them compatible with all possible NRSs. In this paper, the library's efficiency and usage are tested by adding three new NRSs derived from Morris Tapered Floating-point [20] by using the concept of hidden exponent bit.

Currently, there are a few libraries that implement NRSs. Some of them support only one NRS: posit (SoftPosit<sup>3</sup>, Posit Mathematica Notebook [8], Posit Octave<sup>4</sup>, Julia<sup>5</sup>), high-precision floating-point (The GNU Multiple Precision Arithmetic Library<sup>6</sup>, High Precision Arithmetic Library<sup>7</sup>, Flexfloat [26]). FloPoCo [5] is a library with floating-point and posits [21], but its scope is to generate arithmetic cores for FPGAs. These libraries do not offer a high spectrum of changeable attributes and NRSs. There is a need for a library that lets the developer change attributes like size, exponent size, fraction size, size of the exponent size, rounding method, rules for underflow and overflow. The solution is found in Universal Numbers Library [24,23] which has multiple NRSs (minus Morris, plus unum type 1 and 2 and valids), a good set of benchmarks, a better performance and ways of adding new NRSs. The differences between our NRS library and Universal Numbers Library are the programming language (Scala vs. C++) and scope (easy to add and test new NRSs vs. performance for new NRSs). We believe these two libraries are complementary, not competitors. Our NRS library can be used for designing and benchmarking new NRSs. The filtered NRSs can then be implemented for performance in the Universal Numbers Library.

To show the efficiency of our library, we design and evaluate three new NRSs based on Morris Tapered Floating-point with a hidden exponent bit. These three

<sup>3</sup> <https://gitlab.com/cerlane/SoftPosit>

<sup>4</sup> <https://github.com/diegofgcoelho/positsoctave>

<sup>5</sup> <https://github.com/interplanetary-robot/SigmoidNumbers>

<sup>6</sup> <https://gmplib.org/>

<sup>7</sup> <https://www.nongnu.org/hpalib/>

proposed NRSs are denoted by `MorrisHEB(n, g, r)`, `MorrisBiasHEB(n, g, r)`, and `MorrisUnaryHEB(n, r)`, where  $n$  is the size (number of bits),  $g$  is a parameter that dictates the size of the exponent size, and  $r$  is the rounding rule. These NRSs were easily added by using the super-class `TaperedFloatingPoint(size)` and then implementing their underflow, overflow, exponent, and binary representation rules without any effort on mathematical operations. They are evaluated under characteristics, unary operations, binary operations, and literature benchmarks, with the following results:

- Better dynamic range than `posit` and `IEEE754`.
- `MorrisUnaryHEB(16, r)` has 13.6% more unique values in the “golden zone” than `Posit(16, 2, r)`.
- Increased number of unique values compared to the basic Morris tapered floating-point [20].
- Better decimal accuracy for unary operations.
- More exact results for addition (37.61% more in the case of `MorrisUnaryHEB(12, RE)`).
- Better decimal accuracy for inexact values on binary operations.

To summarize, we make the following contributions in this paper. First, we design and implement a Scala library that makes it easy to add, test, and fine-tune number representation systems (NRSs). The library implements a series of well-known benchmarks from the literature. Secondly, we introduce three new NRSs based on Morris tapered floating-point, and thirdly, we analyze these three proposed NRSs together with well-known NRSs such as IEEE 754 floating-point and `posit`.

The remainder of this paper is structured as follows. The second section contains the motivation behind, the scope of, and the architecture of the library. In the third section, a brief on NRSs implemented in the library can be found together with some decisions taken throughout the development. The new NRSs definitions can be found in the fourth section. In the fifth section, we present the evaluation, before concluding in the sixth section.

## 2 Library

The main goal of our NRS library is to be an easy-to-use platform for adding and testing new NRSs and benchmarks. Figure 1 offers an overview of our library. In this library, an NRS is equipped with basic arithmetic operations (addition, subtraction, multiplication, division, exact division, modulo, power, negate, inverse), logic operations (less, equal, not equal, greater, greater or equal, less or equal), advanced arithmetic operations (minimum, maximum, absolute value, signum,  $n^{\text{th}}$  root, exponential, natural logarithm, logarithm), trigonometric functions (`sin`, `cos`, `tan`, `cot`, `sec`, `csc`), inverse trigonometric functions (`arcsin`, `arccos`, `arctan`, `arccot`, `arcsec`, `arccsc`), hyperbolic functions (`sinh`, `cosh`, `tanh`, `coth`, `sech`, `csch`), inverse hyperbolic functions (`arcsinh`, `arccosh`, `arctanh`, `arccoth`, `arcsech`, `arccsch`), conversion functions to other NRSs, and viewing functions. All the above

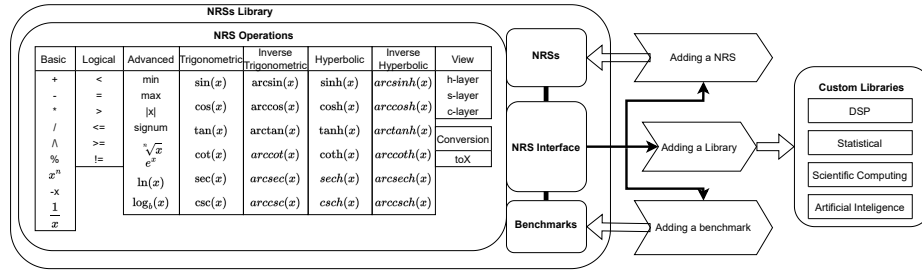


Fig. 1. Architecture of the NRS Library

operations are exposed by an NRS interface part of the library. This interface is inherited by all the NRS implementations.

When adding a new NRS, a developer needs to inherit the NRS interface and implement all the operations. Some of them have a generic implementation with Taylor series. Once done, all the benchmarks already implemented by our library can be run on this new NRS, without writing any additional code. If the NRS is derived from floating-point or tapered floating-point, the developer only needs to implement the rules for accepted exponent values, underflow, overflow, binary representation, and rounding. For adding a new benchmark, the developer needs to implement the algorithm using the generic NRS interface and all the past and future NRS implementations will be able to run it. The rational numbers NRS can be used as a reference, but in some circumstances, the computation time might be too long given its infinite precision. In such cases, the fractional numbers NRS is a good alternative.

The benchmark suite implemented in our library contains unary operations, binary operations, density population of the NRS, and literature benchmarks (as we shall see in Section 5.4). This makes the life of scientists and developers much easier. The scientist will only focus on developing a new NRS, knowing that many existing benchmarks will be able to test it without writing additional code. Similarly, when adding a new benchmark, all the existing NRS implementations will automatically work with it.

Developers of custom libraries can use the NRS interface to implement their specific functions. There is an opportunity for developing libraries for statistics, artificial intelligence, or digital signal processing. Currently, there are some statistics and scientific methods implemented in the library. For a digital signal processing library, the *complex* construction with all its operations, FFT and IFFT are already implemented in the NRS Library. With time, the NRS interface might support more operations, but the current ones will always remain.

### 3 Number Representation Systems

The library implements the NRSs in Table 1. NaturalNumber influences all the other NRSs. In the current version of the library, NaturalNumber takes advan-

**Table 1.** NRSs implement by the library

NRS	Description
NaturalNumber	infinite precision without rounding natural number system
FixedNaturalNumber(size, r)	fixed precision with rounding natural number system, where <i>size</i> is the bit-width and <i>r</i> is the type of rounding
IntegerNumber	infinite precision with no rounding sign-magnitude integer number system
FixedIntegerNumber(size, r)	fixed precision with rounding integer number system, where <i>size</i> is the bit-width and <i>r</i> is the rounding
RationalNumber	infinite precision with no rounding fractional system
FractionalNumber(n, m, r)	fixed precision with rounding fractional system where <i>n</i> is the size of the numerator, <i>m</i> is the size of the denominator, and <i>r</i> is the type of rounding used
FixedPoint( $\infty$ )	infinite precision with no rounding fixed point system
FixedPoint(is, fs, r)	fixed precision with rounding fixed point system, where <i>is</i> represents the integer size, <i>fs</i> is the binary point value (fraction size), and <i>r</i> is the type of rounding used
FloatingPoint( $\infty$ )	infinite precision with no rounding floating-point number system
FloatingPoint(fs)	floating-point system with infinite precision exponent, no rounding, and with <i>fs</i> +1 (fraction size) bits of mantissa (most significant bit always set)
FixedFloatingPoint(es, fs, r)	finite precision with rounding floating-point system, where <i>es</i> is the exponent size (exponent in bias form), <i>fs</i> is the fraction size, and <i>r</i> is the type of rounding
IEEE754(es, fs, r)	fixed precision with rounding IEEE754 system, where <i>es</i> is the exponent size, <i>fs</i> is the fraction size, and <i>r</i> is the type of rounding
TaperedFloatingPoint(size)	tapered floating-point system with infinite precision exponent, no rounding, and with <i>size</i> bits of mantissa
Morris(size, g, r)	fixed precision with rounding Morris tapered floating-point NRS, where <i>size</i> is the bit-width, <i>g</i> is the size of the exponent size, and <i>r</i> is the type of rounding
Posit(size, es, r)	fixed precision with rounding posit NRS, where <i>size</i> is the bit-width, <i>es</i> is the exponent size, and <i>r</i> is the type of rounding

tage of `Scala.BigInt`, improving performance and code readability. `FixedNaturalNumber(n, r)` uses `NaturalNumber` to keep the value. Most of the operations use `NaturalNumber` in background and the result is converted such that it uses exactly *n* bits. The results that need more bits are considered Not Representable (NR). `IntegerNumber` uses `NaturalNumber` to keep the absolute value and a boolean variable for the sign. For `IntegerNumber`, the euclidean division was chosen because of its mathematical proprieties. `FixedIntegerNumber(n, r)` uses `IntegerNumber` as the value keeper. If the value is using more bits than the given size, the number becomes NR.

The problem with the fractional system is that it can overflow easy and there are multiple ways to represent the same value. The advantage of the fractional system is that it can represent the entire rational number set  $\mathbb{Q}$  in infinite precision. The overflow problem has a partial solution in doing the greater common divisor of the numerator and denominator and dividing both by its value. This solution does not solve the entire problem and adds considerable computation time. An extension of `FractionalNumber(n, m, r)` proposed to solve the overflow problem is to divide by two (shifting right by one) both the numerator and denominator when one of them is out of the given size. `FractionalNumber(n, m, r)` uses `RationalNumber` to keep its value.

*Fixed point* representation is similar to *2's complement* integer NRS, but it has an attribute called *binary point*. In a simple way, the value given by the 2's complement integer NRS is divided by two to the power of the value of the binary point. This system has an overflow and underflow problem. Its range

of values is smaller than an integer NRS. `FixedPoint( $\infty$ )` keeps its value as a `RationalNumber`. The only requirement for this NRS is that the denominator needs to be a power of two. `FixedPoint(is, fs, r)` takes another approach by keeping its value as an `IntegerNumber`.

In a floating-point system, a number is represented as  $(-1)^{sign} \times 2^{exponent} \times 1.f$ . In infinite precision,  $1.f$  can be seen as a `FixedPoint( $\infty$ )` with values inside the  $[1, 2)$  interval. The first bit represents the sign of the number, the next  $es$  (exponent size) bits represent the exponent (usually as a bias integer NRS) and the remaining  $fs$  (fraction size) bits represent the fraction bits (usually, there is a hidden bit with the value 1 which is the most significant bit). The value is given by  $(-1)^{sign} \times 2^{exponent} \times (1 + \frac{f}{2^{fs}})$ , where  $f$  represents the value of the fraction bits without the hidden bit. A problem with the floating-point system is that 0 cannot be represented. A solution to this is that when all bits except the sign bit are 0, the number is 0. This creates the problem of having both  $+0$  and  $-0$ . Given its infinite precision, `FloatingPoint( $\infty$ )` does not have the concept of  $\infty$ . `FloatingPoint(fs)` incorporates the concept of  $+\infty$  and  $-\infty$ . Other NRSs are derived from it, with different rules for the range of the exponent, underflow, overflow, rounding, and binary representation. One of these NRSs is `FixedFloatingPoint(es, fs, r)`. `FixedFloatingPoint(es, fs, r)` rules are: (i) in the case of underflow, the value is round to zero when the exponent is smaller than the minimum exponent and the rounding rule does not change this, (ii) in the case of overflow, the value goes to  $\infty$  if the exponent value is greater than the maximum exponent, (iii) the exponent is in bias form. To represent  $\infty$ , all the bits except the sign bit are 1.

The second floating-point system is the standard called IEEE754 [28]. This NRS introduces special cases for the smallest and biggest exponent values. When the exponent has the minimum value, the hidden bit is zero and the numbers are called subnormals, except for  $+0$  and  $-0$ . The value of subnormals is given by  $(-1)^{sign} \times 2^{-bias+1} \times (0 + \frac{f}{2^{fs}})$ , and the process is called gradual underflow. For maximum exponent value, different bit strings for fraction and sign bit can represent *qNaN* (quiet Not A Number – where the first bit of the fraction is 1), *sNaN* (signal NaN – where the first bit of the fraction is 0, but there is another bit in the fraction different from 0),  $+\infty$  (all fraction bits are 0), and  $-\infty$  (the same as  $+\infty$ , only that the sign is negative).

In our library, `FloatingPoint(fs)` does not have a binary representation, but it is used for implementing other NRSs. It is a super-class NRS. It has a boolean value for the sign, an `IntegerNumber` exponent, a `NaturalNumber` mantissa, some bits used for rounding and the fraction size value. It implements all the operations with the scope of having a mantissa in the range  $[1, 2)$  by making sure that every operation produces at least  $fs + 1$  bits of mantissa with the most significant one having the value 1, except for the case when the result is  $+0$  or  $-0$  and the mantissa is 0. All the additional bits produced by the operation are appended to a rest bits list. This super-class is used further by `FixedFloatingPoint(es, fs, r)` and `IEEE754(es, fs, r)`. `FixedFloatingPoint(es, fs, r)` and `IEEE754(es, fs, r)` are doing the operations using `FloatingPoint(fs)` and then verifying the results

with their rules for underflow, overflow, and binary representation. Specifically, in the case of IEEE754(*es*, *fs*, *r*), if the exponent is smaller or equal compared to the minimum exponent value the number might be a subnormal number. This is tested by the difference between the subnormal exponent and the exponent value. If it is not a subnormal number, it underflows to 0.

Beside issues such as multiple representations for zero, subnormal numbers, and too many bit representations for NaN, IEEE754 might have an oversized or undersized exponent for a given problem. Morris observed this and introduced tapered floating-point [20], adding an extra field representing the exponent size. This means that the exponent size and the fraction size are dynamically computed. A Morris floating-point system is determined by the bit-width and the size of the exponent size denoted by  $g$ . The first  $g$  bits represent the  $G$  value which is used to compute the exponent size as  $es = G + 1$ . The next bit is the exponent sign bit followed by  $es$  bits that represent the absolute value of the exponent. The next bit is the fraction sign, and the remaining bits are considered the fraction bits. The hidden bit is always 1. The final value is computed as  $2^{exponent} \times (-1)^{fraction\ sign} \times (1 + \frac{f}{2^{fs}})$ , where  $exponent = (-1)^{exponent\ sign} \times exponentBinaryValue$  and  $exponentBinaryValue$  is a natural number, not in bias form. Zero is represented by all bits 0 and error cases (NaN) are represented when all the bits are 1. Small numbers have a better precision because more fraction bits are allocated to represent them. In most cases, the dynamic range of a Morris NRS is bigger compared to IEEE754 of the same size, for the obvious reason that more bits can be used for the exponent. However, these NRSs still have the issue of multiple representations for the same value.

Similar to FloatingPoint(*fs*), we created TaperedFloatingPoint(*size*) in our library to help with implementing all the operations for tapered floating-point NRSs. In this case, the fraction size is not known so the system uses the bit-width as the exact fraction size. The fraction is in the range  $[1, 2)$  and it has a hidden bit with value 1. The TaperedFloatingPoint(*size*) NRS does not contain  $\infty$ . Every NRS derived from it needs to add rules for underflow, overflow, rounding, and binary representation.

In trying to solve the problems of current floating-point systems, Gustafson proposed posit [10] (which is another type of TaperedFloatingPoint(*size*)). A posit NRS is determined by its total size and exponent size ( $es$ ). The first bit in a posit  $s$ -layer representation is the sign bit. The concept for negative numbers is similar to 2's complement: all the bits are negated, and one is added to the value. Next, it is the regime field which is dynamic and uses unary arithmetic representation. If the regime starts with a bit 1, then it is a positive regime and the consecutive 1s are counted until a 0 is found or the end of the representation is reached. The value of the regime is  $NoC1 - 1$ , where  $NoC1$  is number of consecutive 1s. Otherwise, if the regime starts with a 0, then it is a negative regime and the consecutive 0s are counted until the first bit of 1 is found or the end of the representation is reached. The regime value in this case is  $-1 \times NoC0$ , where  $NoC0$  is the number of consecutive 0s. After the regime bits, the next exponent size ( $es$ ) bits represent the exponent value in a base 2 natural number NRS, and the

remaining bits are considered fraction bits. The hidden bit is always 1. The final value of a posit is given by  $(-1)^{sign} \times 2^{regime \times 2^{es} + exponentBinaryValue} \times (1 + \frac{f}{2^{fs}})$ . There are two special cases: for zero, when all the bits are 0, and for *NaR* (Not a Real – positive infinity and negative infinity), when first bit is 1 and the others are 0. Posit solves the problem of a value having multiple representations. This is a strong propriety for an NRS. Like Morris tapered floating-point system, posit has better precision for small number creating a posit “golden zone” where all the operations have a better accuracy than other NRSs. In our library, Posit(*n*, *es*, *r*) underflows to the minimum value that is not 0 and overflows to the maximum value but not  $\infty$ . In contrast, Morris(*n*, *g*, *r*) underflows to 0 and overflows to NR.

## 4 New NRS Based on Moris Tapered Floating-point

In this section, we introduce the three new representations based on Morris tapered floating-point with a hidden exponent bit.

### 4.1 MorrisHEB(*size*, *g*, *r*)

The tapered floating-point introduced by Morris in [20] seems a good concept. Its utilization was shown under the posit system proposed by Gustafson [10]. The major problem is the multiple ways of representing the same number. A solution for this is in borrowing the concept of hidden bit from mantissa. The *g* field not only represents the *G* value which dictates the exponent size but also the position of the most significant bit set in the exponent. If the value of the exponent size is kept as  $G+1$ , then the minimum absolute value of the exponent is 2 when  $G=0$ . The exponent value is  $exponent = exponent\ sign \times ((1 \ll es) + binaryExponent)$ . There is a need for having zero as exponent value. A solution for this is to change the formula for exponent size to  $es = G - 1$ . The exponent is now:

$$exponent = \begin{cases} (-1)^{exponent\ sign} \times (2^{es} + binaryExponent), & es \neq -1 \\ 0, & es = -1. \end{cases} \quad (1)$$

This NRS is called MorrisHEB(*size*, *g*, *r*).

The next formula is used for computing the value of all the three new NRSs binary representations presented in this section:

$$value = \begin{cases} 0, & \text{all bits 0} \\ \text{NR}, & \text{first bit 1 and the rest 0s} \\ (-1)^{sign} \times 2^{exponent} \times (1 + \frac{f}{2^{fs}}), & \text{otherwise} \end{cases} \quad (2)$$

The differences are in the way *es* and *exponent* are computed. MorrisHEB(*size*, *g*, *r*) underflows to 0, overflows to NR, and uses TaperedFloatingPoint(*size*) for implementing the operations.



The binary representation starts with the sign bit. The next  $g$  bits represent the  $G$  value in natural base 2 format. The exponent sign bit follows the  $g$  field. The next  $e$  bits ( $es = G - 1$ ) or the next remaining bits (whichever is smaller) represent the binary exponent value in natural base 2 format. If  $es$  is greater than the remaining bits, the remaining bits represent the most significant bits of the binary exponent value. The remaining least significant bits of the binary exponent value will be considered 0. After taking the exponent bits, the remaining bits are fraction bits and their count represents the fraction size. In summary, the binary format is:

$$s f G_{g-1} G_{g-2} \dots G_0 s_e e_{es-1} e_{es-2} \dots e_0 f_{fs-1} f_{fs-2} \dots f_0 \quad (3)$$

#### 4.2 MorrisBiasHEB(size, g, r)

One might argue that the problem of multiple representations is still not solved because even the exponent may have multiple values (for  $es = -1$  the exponent sign does not matter). The problem stems from having a bit dedicated to the exponent sign. This is already solved in IEEE754 by using a bias value. A bias value  $g$  is proposed. The exponent sign is the sign of  $G$  and the exponent size is  $es = |G| - 1$ . Another issue with Morris and MorrisHEB representations is that they do not have an order in binary form. A solution for this is to have the bits of the exponent negated when  $G$  is negative. This makes it easy to implement a hardware compare unit. The NRS with these features is called MorrisBiasHEB(size, g, r), where the exponent is:

$$\text{exponent} = \begin{cases} \text{signum}(G) \times (2^{es} + \text{binaryExponent}), & es \neq -1 \\ 0, & es = -1. \end{cases} \quad (4)$$

MorrisBiasHEB(size, g, r) underflows to 0, overflows to NR, and uses TaperedFloatingPoint(size) for implementing the operations. The binary representation starts with the sign bit. The next  $g$  bits represent the  $G$  value in bias format with  $bias = 2^{g-1} - 1$ . This means that  $G = \text{binary } G - bias$ . The next  $es$  bits ( $es = |G| - 1$ ) or the next remaining bits (whichever is smaller) represent the exponent in natural base 2 format, if the  $\text{signum}(G)$  is 1. Otherwise, they need to be negated and the result is the binary exponent value. If  $es$  is greater than the number of the remaining bits, the remaining bits represent the most significant bits of the binary exponent value. The remaining least significant bits of the binary exponent value are considered 0. After taking the exponent bits, the remaining bits are fraction bits and their count is the fraction size. In summary, the binary format is:

$$s G_{g-1} G_{g-2} \dots G_0 e_{es-1} e_{es-2} \dots e_0 f_{fs-1} f_{fs-2} \dots f_0 \quad (5)$$

#### 4.3 MorrisUnaryHEB(size, r)

Can MorrisBiasHEB(size, g, r) be further improved? From the last standard of posit [10], we are inspired by the choice for fixing the exponent size to make it

dependent only on the size and making the conversion between different sizes easier. This can be adapted using an unary representation for the  $g$  value (similar to the *regime* in posit). There is also a need for the exponent size value of  $-1$ , so the formula for the exponent size is:

$$\text{exponent size} = \begin{cases} -k - 1, & k < 0 \\ k - 1, & k \geq 0. \end{cases} \quad (6)$$

where  $k$  is the regime.

MorrisUnaryHEB(size, r) underflows to 0, overflows to NR, and uses Tapered-FloatingPoint(size) for implementing its operations. The binary representation starts with the sign bit. The next bit represents the first regime bit  $r_0$ . The next consecutive bits with the same value as  $r_0$  are considered regime bits. The next bit after them, if it exists, has the negated value of  $r_0$  and it is also considered as part of the regime. The regime  $k$  is computed as:

$$k = \begin{cases} -\text{NoC}0, & r_0 = 0 \\ \text{NoC}1 - 1, & r_0 = 1. \end{cases} \quad (7)$$

The next  $es$  bits or the next remaining bits (whichever is smaller) represent the exponent value in natural base 2 format, if the  $\text{signum}(k)$  is 1. Otherwise, they need to be negated and the result is the binary exponent value. If  $es$  is greater than the remaining bits, the remaining bits represent the most significant bits of the binary exponent value. The remaining least significant bits of the binary exponent value are considered 0. The exponent is computed as:

$$\text{exponent} = \begin{cases} \text{signum}(k) \times (2^{es} + \text{binaryExponent}), & es \neq -1 \\ 0, & es = -1. \end{cases} \quad (8)$$

After taking the exponent bits, the remaining bits are fraction bits and their count is the fraction size. In summary, the binary format of MorrisUnaryHEB(size, r) is:

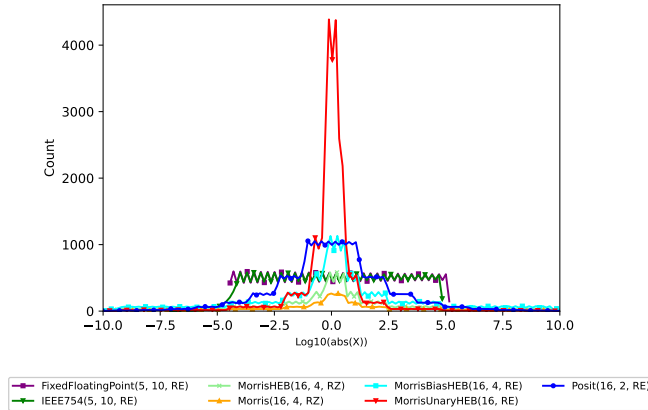
$$s r_0 r_1 \dots r_{rs-2} \overline{r_{rs-1}} e_{es-1} e_{es-2} \dots e_0 f_{fs-1} f_{fs-2} \dots f_0 \quad (9)$$

## 5 Evaluation

In this section, we evaluate the three new proposed NRSs in addition to well-know NRSs from the literature. In the first subsection, we present the NRSs under evaluation and their characteristics such as minimum absolute value, maximum absolute value, dynamic range, and density of numbers in logarithmic scale. The second subsection presents the decimal accuracy of the unary operations for the tested NRSs with CDF graphs. In the third subsection, the color maps of binary operations are presented. The last subsection goes through some famous literature benchmarks. The next notation are used for rounding in this section: *RZ* for rounding towards zero and *RE* for rounding to the nearest tie to even. The values presented in this section are usually truncated to three decimals after the decimal point.

**Table 2.** 16-bit NRSs Dynamic Range

NRS	$Min(abs(X))$	$Max(abs(X))/1^{st}$	Dynamic Range	$2^{nd}$	$3^{rd}$
FixedFloatingPoint(5, 10, RE)	$3.054 \times 10^{-4}$	130944	9.6322	130880	130816
FixedPoint(8, 8, RE)	0.003	127.996	4.515	127.992	127.988
half-IEEE754/IEEE754(5, 10, RE)	$5.960 \times 10^{-8}$	65504	12.040	65472	65440
Posit(16, 2, RE)	$1.387 \times 10^{-17}$	$72.057 \times 10^{15}$	33.715	$45.035 \times 10^{14}$	$11.258 \times 10^{14}$
Morris(16, 4, RZ)	$9.207 \times 10^{-19710}$	$1.086 \times 10^{19709}$	39418.071	$5.887 \times 10^{19689}$	$3.191 \times 10^{19670}$
MorrisHEB(16, 4, RZ)	$4.630 \times 10^{-9860}$	$2.159 \times 10^{9859}$	19718.668	$3.295 \times 10^{9854}$	$5.028 \times 10^{9849}$
MorrisBiasHEB(16, 4, RE)	$6.061 \times 10^{-39}$	$1.121 \times 10^{77}$	115.267	$1.085 \times 10^{77}$	$1.049 \times 10^{77}$
MorrisUnaryHEB(16, RE)	$9.168 \times 10^{-2467}$	$1.090 \times 10^{2466}$	4932.075	$1.044 \times 10^{1233}$	$5.809 \times 10^{924}$

**Fig. 2.** Distribution of unique absolute values

### 5.1 NRSs Under Evaluation and Their Characteristics

Table 2 presents the NRSs under evaluation with their minimum absolute value, maximum absolute value, and dynamic range when the total size is 16 bits. We compare the three new NRSs based on Morris tapered format with hidden exponent bit with the default Morris representation, fixed point, fixed floating point, IEEE754, and posit.

Tapered floating-point NRSs have a higher dynamic range and can represent higher and lower absolute values compared to IEEE754 and fixed point. On the other hand, the difference between consecutive values may be one order of magnitude. Figure 2 presents the count of unique absolute values for 16-bit NRSs on a logarithmic scale. The added value of the hidden exponent bit can be seen in the increased count of numbers for Morris-derived NRSs. An interesting result is the MorrisUnaryHEB(16, RE) “golden zone”: it has 30,201 unique absolute values in the interval  $(10^{-3}, 10^3)$  versus 26,587 for Posit(16, 2, RE). This, together with the higher dynamic range, makes it a good competitor for posit in deep neural networks. We shall evaluate this in a future work.

The difference between the underflow and overflow rules of IEEE754(es, fs, r) and FixedFloatingPoint(es, fs, r) can be seen in the gradual underflow for IEEE754(es, fs, r) and the additional higher values for FixedFloatingPoint(es, fs, r). The usage of a positive regime value for zero can be seen in the unequal

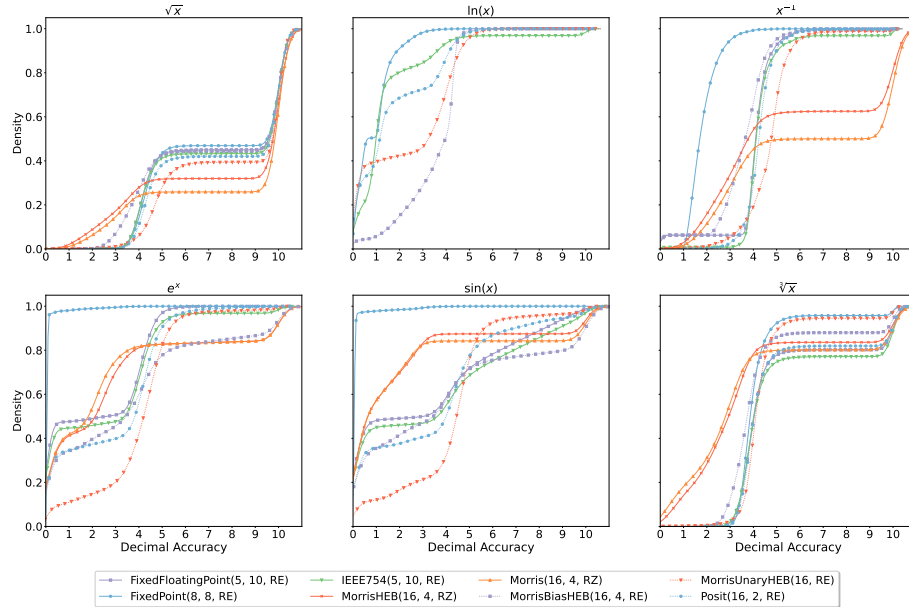


Fig. 3. CDF of Unary Operations

distribution of the values of MorrisUnaryHEB(16, RE) and Posit(16, 2, RE) in Figure 2.

### 5.2 Unary Operations

Figure 3 presents the CDF of decimal accuracy for the square root, natural logarithm, inverse, exponential, sinus, and cube root operations. The x-axis represents how many accurate digits are there in the result. For all the Taylor series functions ( $\ln(x)$ ,  $\sin(x)$ ,  $e^x$ ), the decimal accuracy reference is the RationalNumber result after 30 iterations. For a decimal accuracy of at least three digits, MorrisUnaryHEB(16, RE) is the best NRS. This is because of its unique absolute values. Note that the exponential is the only function that increases the magnitude of the result.

### 5.3 Binary Operations

For binary operations, 12 bits NRSs were chosen because 8 bits hold too little information and 16 bits take too much storage space to keep all the values. We present the results as color maps, where black represents an accuracy of 10 or more digits, while white represents zero or less.

The color map of addition is presented in Figure 4. The subtraction is similar to addition. This plot beautifully shows why FixedPoint(is, es, r) is the perfect NRS for accumulators if the range of the results is known. The white color space

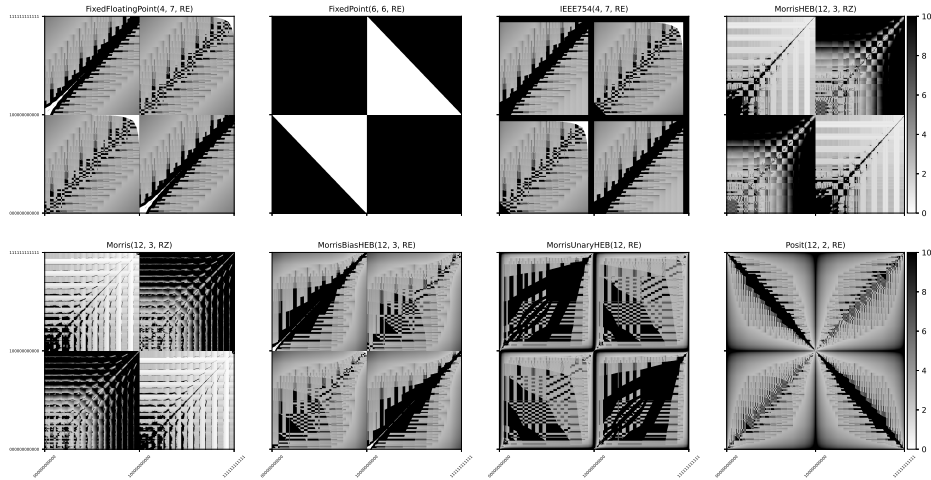


Fig. 4. Color Maps for Addition




Fig. 5. Color Maps for Multiplication

**Table 3.** Binary Operations (ADD,DIV,MUL) Results

NRS	Exact			Average Accuracy			Kops		
	ADD	DIV	MUL	ADD	DIV	MUL	ADD	DIV	MUL
FixedFloatingPoint(4, 7, RE)	16.4%	2.4%	2.2%	3.3	2.4	2.4	191	374	278
FixedPoint(6, 6, RE)	75.0%	0.9%	0.9%	0.0	2.8	0.5	6535	2551	4117
IEEE754(4, 7, RE) (12.1% NaNs)	28.6%	14.3%	14.4%	3.2	2.7	2.7	362	370	326
Posit(12, 2, RE)	12.4%	4.2%	4.2%	2.8	4.0	2.8	150	206	253
Morris(12, 3, RZ)	20.9%	22.1%	26.4%	4.9	1.5	1.5	145	256	347
MorrisHEB(12, 3, RZ)	14.2%	8.9%	8.8%	5.4	1.9	1.8	185	301	385
MorrisBiasHEB(12, 3, RE)	20.2%	2.2%	2.2%	3.4	2.7	2.9	148	221	261
MorrisUnaryHEB(12, RE)	37.6%	1.9%	1.9%	4.2	3.0	3.0	142	219	263

represents the overflow area for positive and negative values. The similarities between FixedFloatingPoint(es, fs, r) and IEEE754(es, fs, r) are obvious, but one can also observe the effect of the gradual underflow in IEEE754(es, fs, r). The black border and the plus lines for IEEE754(es, fs, r) represent NaNs (NaN plus anything else results in a NaN).

The maps for Morris(size, g, r) and MorrisHEB(size, g, r) are different from the other maps because the binary representations do not represent ordered values. MorrisBiasHEB(size, g, r) looks like a mixed between FixedFloatingPoint(es, fs, r) and Posit(size, es, r): it exhibits tapered floating-point features by having an inverse proportional relationship between accuracy and absolute values. That is, when the absolute values of the operands increase, the decimal accuracy decreases. Posit(size, es, r) has a more uniform distribution of the accuracy. Note that Posit(size, es, r) does not use sign magnitude but uses 2's complement for negative numbers so its map symmetry is different from the other maps.

The results of decimal accuracy for multiplication are presented in Figure 5. The overflow problem of FixedPoint(is, es, r) is obvious, while gradual underflow helps IEEE754(es, fs, r). The black borders of IEEE754(es, fs, r) are from the NaN values. MorrisUnaryHEB(size, r), Posit(size, es, r), and MorrisBiasHEB(size, g, r) exhibit their tapered floating-point properties in waves (or bands) of accuracy. Comparing MorrisUnaryHEB(size, r) and Posit(size, es, r), the rule for underflow can be observed as the white band in the color map of MorrisUnaryHEB(size, r). These results suggest that the Posit(size, es, r) rule for underflow might be the best one to be implemented in an NRS. The results of decimal accuracy for division are similar to the ones for multiplication and are omitted due to space constraints.

Table 3 presents the percentage of exact results, the average decimal accuracy for inexact results, and the number of (thousands) operations per second (Kops). From IEEE754(4, 7, RE), one should remove 12.1% of the results because they represent NaNs. The interesting results in Table 3 are: (i) the high number of exact results for MorrisUnaryHEB(12, RE), (ii) the relatively good average decimal accuracy on inexact results for MorrisUnaryHEB(12, RE) and MorrisBiasHEB(12, 3, RE) on all operations, and (iii) the relatively low per-

**Table 4.** Benchmarks in [9]

NRS	John Wallis	Kahan $u_{30}$	Jean Micheal Muller	Siegfried Rump	$r_1$ DA	David Bailey
32-bit NRSs						
FixedFloatingPoint(8, 23, RE)	3.091	100	(0, 0, 0, 0)	$-63.382 \times 10^{28}$	5.612	(NR, NR)
FixedPoint(16, 16, RE)	3.091	100	(1, 1, 1, NR)	NR	3.787	(NR, NR)
IEEE754(8, 23, RE)	3.091	100	(0, 0, 0, 0)	$-1.901 \times 10^{30}$	5.612	(NR, NR)
Posit(32, 2, RE)	3.091	100	(0, 0, 0, 0)	1.172	5.996	(-4, 2)
Morris(32, 4, RZ)	3.091	99.999	(0, 0, 0, 0.995)	$20.282 \times 10^{30}$	4.599	(0, 1)
MorrisHEB(32, 4, RZ)	3.091	99.999	(0, 0, 0, 0.989)	$15.211 \times 10^{30}$	4.945	(2, 1)
MorrisBiasHEB(32, 4, RE)	3.091	100	(0, 0, 0, 0)	$-25.353 \times 10^{29}$	5.612	(1, 0.5)
MorrisUnaryHEB(32, RE)	3.091	100	(0, 0, 0, 0.999)	1.172	5.612	(2, 0)
RationalNumber	3.091	6.004	(1, 1, 1, 1)	-0.827	1	(-1, 2)

centage of exact results for Posit(12, 2, RE) (this is because of the increased exponent size).

### 5.4 Literature Benchmarks

In Table 4, we summarize the results of the evaluations proposed by Gustafson in [9]. The proposed evaluations are:

- John Wallis Product:  $2 \times \prod_{i=1}^n \frac{(2 \times i)^2}{(2 \times i - 1) \times (2 \times i + 1)}$  for  $n = 30$ ,
- Kahan series:  $u_{i+2} = 111 - \frac{1130}{u_{i+1}} + \frac{3000}{u_i \times u_{i+1}}$  for  $u_{30}$ ,
- Jean Micheal Muller:  $E(0) = 1, E(z) = \frac{e^z - 1}{z}, Q(x) = |x - \sqrt{x^2 + 1}| - \frac{1}{x + \sqrt{x^2 + 1}}, H(x) = E((Q(x))^2)$  for  $H(15), H(16), H(17), H(9999)$ ,
- Siegfried Rump:  $333.74 \times y^6 + x^2 \times (11 \times x^2 \times y^2 - y^6 - 121 \times y^4 - 2) + 5.5 \times y^8 + \frac{x}{2 \times y}$  for  $x = 77517$  and  $y = 33096$ ,
- Decimal accuracy for  $r_1$  from Quadratic formula for  $a = 3, b = 100, c = 2$ ,
- David Bailey's system of equations:  $0.25510582 \times x + 0.52746197 \times y = 0.79981812, 0.80143857 \times x + 1.65707065 \times y = 2.51270273$  solved with Cramer's rule.

Note that none of the NRSs passes all the evaluations. The problem is with the limitations of finite representations.

In Table 5, we present the results of multiple benchmarks from the literature [4,6,10]. These benchmarks are:

- thin triangle area for  $a = 7, c = b = \frac{7+2^{-25}}{2}$ ,
- the formula  $x = (\frac{27/10-e}{\pi - (\sqrt{2} + \sqrt{3})})^{67/16}$ ,
- the fraction  $\frac{x^n}{n!}$  for  $x = 7, n = 20$  and  $x = 25, n = 30$ ,
- Planck constant  $h = 6.626070150 \times 10^{-34}$ ,
- Avogadro number  $L = 6.02214076 \times 10^{23}$ ,
- speed of light  $c = 299792458$ ,
- charge of  $e = 1.602176634 \times 10^{-19}$ ,
- Boltzmann constant  $k = 1.380649 \times 10^{-23}$ .

The values in Table 5 represent the decimal accuracy of the results compared to the correct result. The first two benchmarks are favorable to Posit(size, es, r) while the last six are favorable to IEEE754(es, fs, r). Morris and its derived NRSs exhibit results that are close to the best NRS for each benchmark. MorrisBiasHEB(size, g, r) has good results for the entire spectrum of benchmarks.

**Table 5.** Other Literature Benchmarks [4,6,10]

NRS	Thin Triangle	$x$	$\frac{x^n}{n!}$	Planck	L	c	$\bar{\epsilon}$	k
32-bit NRSs								
FixedPoint(16, 16, RE)		0 2.289	(0, 0)	0	0	0	0	0
IEEE754(8, 23, RE)		0 4.370	(7.135, 0)	8.727	8.075	7.839	8.004	7.782
Posit(32, 2, RE)	1.204	5.684	(4.339, 0)	0.627	4.091	6.969	4.213	4.037
Morris(32, 4, RZ)		0 5.101	(6.016, 5.604)	6.347	6.429	6.969	7.347	6.480
MorrisHEB(32, 4, RZ)		0 5.098	(6.245, 6.188)	6.680	6.784	7.839	7.347	6.480
MorrisBiasHEB(32, 4, RE)		0 5.682	(6.911, 8.619)	7.053	7.219	7.839	7.347	6.878
MorrisUnaryHEB(32, RE)		0 6.875	(6.017, 5.289)	6.031	5.919	6.969	7.347	5.566

## 6 Conclusion

In this paper, (i) we presented a Scala library that makes it easy to add, test, and fine-tune number representation systems (NRSs), (ii) we introduced three new NRSs based on Morris tapered floating-point, and (iii) we analyzed these three proposed NRSs together with well-known NRSs such as IEEE 754 floating-point and posit.

By adding the hidden exponent bit to Morris tapered floating-point in three different forms, the resulting NRSs became competitors for IEEE754 and posit. MorrisBiasHEB(size, g, r) exhibits the best results on literature benchmarks on 32 and 64 bits when compared to the other NRSs. On the other hand, MorrisUnaryHEB(size, r) is a great candidate for machine learning computations due to its “golden zone” population, dynamic range, percent of exact results on addition and average decimal accuracy for inexact results on multiplication.

Our library exhibits a performance of around 200 Kops which is good enough for testing and evaluating NRSs, but not enough for real-world applications. In future works, the library will be integrated with the Aparapi library<sup>8</sup> and tested on GPU, and used for machine learning models with Spark. We also plan to increase the number of benchmarks.

## Acknowledgment

Ștefan-Dan Ciocîrlan is partly supported by the Bitdefender’s University PhD Grants Program 2019-2022 and by the Google IoT/Wearables Student Grants 2022. Dumitrel Loghin is partly supported by the Ministry of Education of Singapore’s Academic Research Fund Tier 1 (grant 251RES2106).

## References

1. Ieee standard for floating-point arithmetic. IEEE Std 754-2019 (Revision of IEEE 754-2008) pp. 1–84 (2019). <https://doi.org/10.1109/IEEESTD.2019.8766229>
2. Carmichael, Z., Langroudi, H.F., Khazanov, C., Lillie, J., Gustafson, J.L., Kudithipudi, D.: Deep positron: A deep neural network using the posit number system. In: Design, Automation & Test in Europe Conference & Exhibition (DATE). pp. 1421–1426 (2019)

<sup>8</sup> <https://aparapi.com/>



3. Carmichael, Z., Langroudi, H.F., Khazanov, C., Lillie, J., Gustafson, J.L., Kudithipudi, D.: Performance-efficiency trade-off of low-precision numerical formats in deep neural networks. In: Proceedings of the Conference for Next Generation Arithmetic. pp. 1–9 (2019)
4. De Dinechin, F., Forget, L., Muller, J.M., Uguen, Y.: Posits: the good, the bad and the ugly. In: Proceedings of the Conference for Next Generation Arithmetic. pp. 1–10 (2019)
5. De Dinechin, F., Pasca, B.: Designing custom arithmetic data paths with flopoco. *IEEE Design & Test of Computers* **28**(4), 18–27 (2011)
6. Goldberg, D.: What every computer scientist should know about floating-point arithmetic. *ACM Computing Surveys (CSUR)* **23**(1), 5–48 (1991)
7. Guntoro, A., De La Parra, C., Merchant, F., De Dinechin, F., Gustafson, J.L., Langhammer, M., Leupers, R., Nambiar, S.: Next generation arithmetic for edge computing. In: Design, Automation & Test in Europe Conference & Exhibition (DATE). pp. 1357–1365 (2020)
8. Gustafson, J.: Posit arithmetic. *Mathematica Notebook describing the posit number system* **30** (2017)
9. Gustafson, J.L.: *The end of error: Unum computing*. Chapman and Hall/CRC (2017)
10. Gustafson, J.L., Yonemoto, I.T.: Beating floating point at its own game: Posit arithmetic. *Supercomputing Frontiers and Innovations* **4**(2), 71–86 (2017)
11. Hamada, H.: Urr: Universal representation of real numbers. *New Generation Computing* **1**(2), 205–209 (1983)
12. Ho, N.M., De Silva, H., Gustafson, J.L., Wong, W.F.: Qtorch+: Next generation arithmetic for pytorch machine learning. In: Proceedings of the Conference on Next Generation Arithmetic. pp. 31–49 (2022)
13. Ho, N.M., Nguyen, D.T., De Silva, H., Gustafson, J.L., Wong, W.F., Chang, I.J.: Posit arithmetic for the training and deployment of generative adversarial networks. In: Design, Automation & Test in Europe Conference & Exhibition (DATE). pp. 1350–1355 (2021)
14. Jaiswal, M.K., So, H.K.H.: Pacogen: A hardware posit arithmetic core generator. *IEEE Access* **7**, 74586–74601 (2019)
15. Johnson, J.: Rethinking floating point for deep learning. arXiv preprint arXiv:1811.01721 (2018)
16. Kant, M., Thakur, R.: Implementation and performance improvement of posit multiplier for advance dsp applications. In: Proceedings of the Fifth International Conference on I-SMAC (IoT in Social, Mobile, Analytics and Cloud)(I-SMAC). pp. 1730–1736 (2021)
17. Klöwer, M., Düben, P.D., Palmer, T.N.: Posits as an alternative to floats for weather and climate models. In: Proceedings of the Conference for Next Generation Arithmetic 2019. pp. 1–8 (2019)
18. Langroudi, S.H.F., Pandit, T., Kudithipudi, D.: Deep learning inference on embedded devices: Fixed-point vs posit. In: 1st Workshop on Energy Efficient Machine Learning and Cognitive Computing for Embedded Applications (EMC<sup>2</sup>). pp. 19–23 (2018)
19. Lehóczky, Z., Retzler, A., Tóth, R., Szabó, Á., Farkas, B., Somogyi, K.: High-level. net software implementations of unum type i and posit with simultaneous fpga implementation using hastlayer. In: Proceedings of the Conference for Next Generation Arithmetic. pp. 1–7 (2018)
20. Morris, R.: Tapered floating point: A new floating-point representation. *IEEE Transactions on Computers* **100**(12), 1578–1579 (1971)

21. Murillo, R., Del Barrio, A.A., Botella, G.: Customized posit adders and multipliers using the FloPoCo core generator. In: IEEE International Symposium on Circuits and Systems (ISCAS) (2020)
22. Nolander, C., Strömdahl, A.: A comparative study on the accuracy of ieee-754 and posit for n-body simulations (2021)
23. Omtzigt, E.T.L., Gottschling, P., Seligman, M., Zorn, W.: Universal Numbers Library: design and implementation of a high-performance reproducible number systems library. arXiv:2012.11011 (2020)
24. Omtzigt, E.T.L., Quinlan, J.: Universal: Reliable, reproducible, and energy-efficient numerics. In: Proceedings of the Conference on Next Generation Arithmetic. pp. 100–116. Springer (2022)
25. Sharma, N., Jain, R., Mohan, M., Patkar, S., Leupers, R., Rishiyur, N., Merchant, F.: Clarinet: A risc-v based framework for posit arithmetic empiricism. arXiv preprint arXiv:2006.00364 (2020)
26. Tagliavini, G., Marongiu, A., Benini, L.: Flexfloat: A software library for trans-precision computing. IEEE Transactions on Computer-Aided Design of Integrated Circuits and Systems **39**(1), 145–156 (2018)
27. Uguen, Y., Forget, L., de Dinechin, F.: Evaluating the hardware cost of the posit number system. In: Proceedings of the 29th International Conference on Field Programmable Logic and Applications (FPL). pp. 106–113 (2019)
28. Zuras, D., Cowlishaw, M., Aiken, A., Applegate, M., Bailey, D., Bass, S., Bhandarkar, D., Bhat, M., Bindel, D., Boldo, S., et al.: Ieee standard for floating-point arithmetic. IEEE Std **754**(2008), 1–70 (2008)