

HiCL: Hierarchical Contrastive Learning of Unsupervised Sentence Embeddings

Zhuofeng Wu

University of Michigan
zhuofeng@umich.edu

Chaowei Xiao

University of Wisconsin Madison
cxiao34@wisc.edu

VG Vinod Vydiswaran

University of Michigan
vgvinodv@umich.edu

Abstract

In this paper, we propose a hierarchical contrastive learning framework, HiCL, which considers local segment-level and global sequence-level relationships to improve training efficiency and effectiveness. Traditional methods typically encode a sequence in its entirety for contrast with others, often neglecting local representation learning, leading to challenges in generalizing to shorter texts. Conversely, HiCL improves its effectiveness by dividing the sequence into several segments and employing both local and global contrastive learning to model segment-level and sequence-level relationships. Further, considering the quadratic time complexity of transformers over input tokens, HiCL boosts training efficiency by first encoding short segments and then aggregating them to obtain the sequence representation. Extensive experiments show that HiCL enhances the prior top-performing SNCSE model across seven extensively evaluated STS tasks, with an average increase of +0.2% observed on BERT_{large} and +0.44% on RoBERTa_{large}.¹

1 Introduction

Current machine learning systems benefit greatly from large amounts of labeled data. However, obtaining such labeled data is expensive through annotation in supervised learning. To address this issue, self-supervised learning, where supervisory labels are defined from the data itself, has been proposed. Among them, contrastive learning (Chen et al., 2020a,b,c, 2021; He et al., 2020; Grill et al., 2020; Chen and He, 2021) has become one of the most popular self-supervised learning methods due to its impressive performance across various domains. The training target of contrastive learning is to learn a representation of the data that maximizes the similarity between positive examples and minimizes the similarity between negative examples.

To achieve better performance, existing methods mainly focus on designing better positive examples (Hendrycks et al., 2020; Fang et al., 2020; Wu et al., 2020; Giorgi et al., 2021; Gao et al., 2021b) or investigating the role of the negative examples (Robinson et al., 2020; Zhou et al., 2022; Wang et al., 2022).

Despite the success, existing methods augment data at the level of the full sequence (Gao et al., 2021b; Wang et al., 2022). Such methods require calculating the entire sequence representation, leading to a high computational cost. Additionally, it also makes the task of distinguishing positive examples from negative ones too easy, which doesn't lead to learning meaningful representations. Similarly, methods like CLEAR (Wu et al., 2020) demonstrated that pre-training with sequence-level naïve augmentation can cause the model to converge too quickly, resulting in poor generalization.

In contrast, Zhang et al. (2019) considered modeling in-sequence (or local) relationships for language understanding. They divide the sequence into smaller segments to learn intrinsic and underlying relationships within the sequence. Since this method is effective in modeling long sequences by not truncating the input and avoiding loss of information, it achieves promising results. Given this success, a natural question arises: is it possible to design an effective and efficient contrastive learning framework by considering the local segment-level and global sequence-level relationships?

To answer the question, in this paper, we propose a hierarchical contrastive learning framework, HiCL, which not only considers global relationships but also values local relationships, as illustrated in Figure 1. Specifically, given a sequence (i.e., sentence), HiCL first divides it into smaller segments and encodes each segment to calculate local segment representation respectively. It then aggregates the local segment representations belonging to the same sequence to get the global

¹Our code will be released at <https://github.com/CSerxy/HiCL>.

sequence representation. Having obtained local and global representations, HiCL deploys a hierarchical contrastive learning strategy involving both segment-level and sequence-level contrastive learning to derive an enhanced representation. For local contrastive learning, each segment is fed into the model twice to form the positive pair, with segments from differing sequences serving as the negative examples. For global contrastive learning, HiCL aligns with mainstream baselines to construct positive/negative pairs.

We have carried out extensive experiments on seven STS tasks using well-representative models BERT and RoBERTa as our backbones. We assess the method’s generalization capability against three baselines: SimCSE, ESIMCSE, and SNCSE. As a result, we improve the current state-of-the-art model SNCSE over seven STS tasks and achieve new state-of-the-art results. Multiple initializations and varied training corpora confirmed the robustness of our HiCL method.

Our contributions are summarized below:

- To the best of our knowledge, we are the first to explore the relationship between local and global representation for contrastive learning in NLP.
- We theoretically demonstrate that the encoding efficiency of our proposed method is much faster than prior contrastive training paradigms.
- We empirically verify that the proposed training paradigm enhances the performance of current state-of-the-art methods for sentence embeddings on seven STS tasks.

2 Preliminaries: Contrastive Learning

In this paper, we primarily follow SimCLR’s framework (Chen et al., 2020a) as our basic contrastive framework and describe it below. The general training objective of contrastive learning (Oord et al., 2018) is to distinguish similar pairs from dissimilar pairs, where similar pairs are constructed using pre-defined data augmentation techniques and dissimilar pairs are other examples in the same batch. Specifically, for an arbitrary example x_i in a batch B , the InfoNCE loss \mathcal{L}_g brings the representation h_i closer to positive instance representation h_i^+ and away from negative ones $h_{j \in B \setminus i}^-$. If $h_i, h_i^+, h_{j \in B \setminus i}^-$ are the representation vectors from the encoder, τ is a temperature scale factor (set to 0.05 following SimCSE), and $\text{sim}(u, v) = u^T v / \|u\| \|v\|$ denotes the cosine similarity, \mathcal{L}_g is computed as:

$$\mathcal{L}_g = -\log \frac{e^{\text{sim}(h_i, h_i^+)/\tau}}{e^{\text{sim}(h_i, h_i^+)/\tau} + \sum_{j \in B \setminus i} e^{\text{sim}(h_i, h_j)/\tau}}, \quad (1)$$

Benefiting from human-defined data augmentations, it can generate numerous positive and negative examples for training without the need for explicit supervision, which is arguably the key reason why self-supervised learning can be effective.

Positive instance Designing effective data augmentations to generate positive examples is a key challenge in contrastive learning. Various methods such as back-translation, span sampling, word deletion, reordering, and synonym substitution have been explored for language understanding tasks in prior works such as CERT (Fang et al., 2020), DeCLUTR (Giorgi et al., 2021), and CLEAR (Wu et al., 2020). Different from previous approaches that augment data at the discrete text level, SimCSE (Gao et al., 2021b) first applied dropout (Srivastava et al., 2014) twice to obtain two intermediate representations for a positive pair. Specifically, given a Transformers model, E_θ (parameterized by θ), (Vaswani et al., 2017) and a training instance x_i , $h_i = E_{\theta, p}(x_i)$ and $h_i^+ = E_{\theta, p^+}(x_i)$ are the positive pair that can be used in Eq. 1, where p and p^+ are different dropout masks. This method has been shown to significantly improve sentence embedding performance on seven STS tasks, making it a standard comparison method in this field.

Negative instance Negative instance selection is another important aspect of contrastive learning. SimCLR simply uses all other examples in the same batch as negatives. However, in DCLR (Zhou et al., 2022), around half of in-batch negatives were similar to SimCSE’s training corpus (with a cosine similarity above 0.7). To address this issue, SNCSE (Wang et al., 2022) introduced the use of negated sentences as “soft” negative samples (e.g., by adding *not* to the original sentence). Additionally, instead of using the [CLS] token’s vector representation, SNCSE incorporates a manually designed prompt: “The sentence of x_i means [MASK]” and takes the [MASK] token’s vector to represent the full sentence x_i . This approach has been shown to improve performance compared to using the [CLS] token’s vector. In this paper, we compare against SNCSE as another key baseline, not only because it is the current state-of-the-art

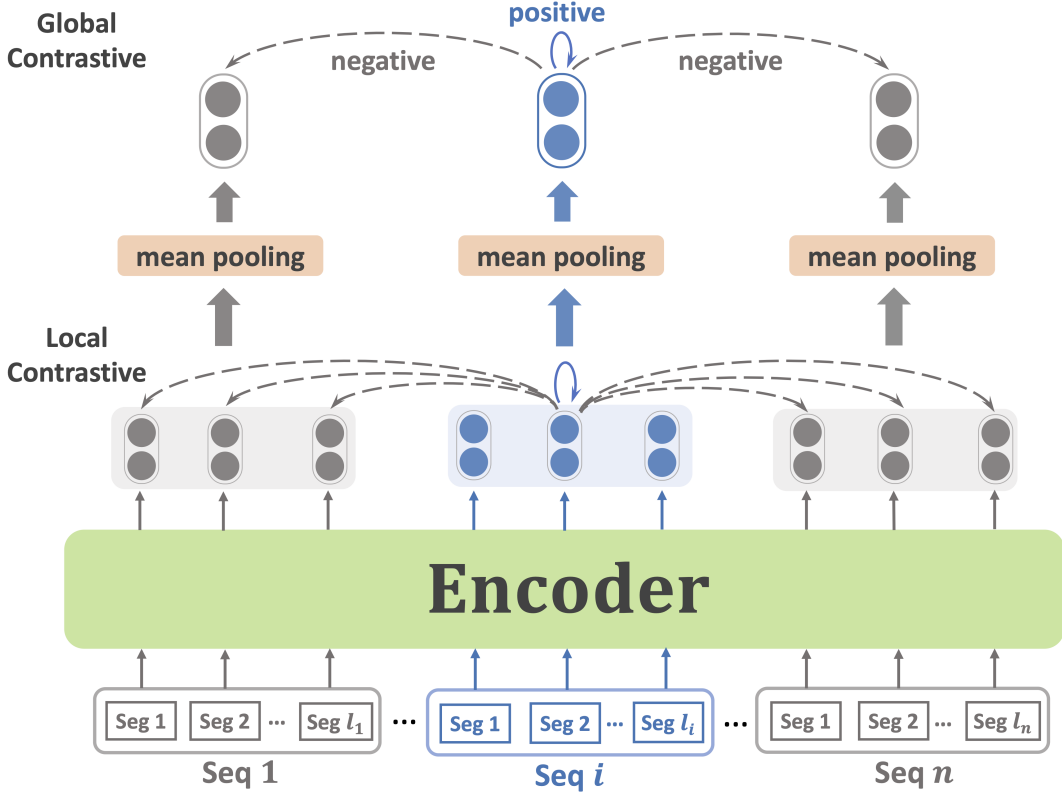


Figure 1: The overview of the HiCL framework with local contrastive and global contrastive objective.

on evaluation tasks, but also because it effectively combines contrastive learning with techniques like prompt tuning (Gao et al., 2021a).

Momentum Contrast The momentum contrast framework differs from SimCLR by expanding the negative pool through the inclusion of recent instances, effectively increasing the batch size without causing out-of-memory issues. ESIMCSE (Wu et al., 2022b) proposes a repetition operation to generate positive instances and utilizes momentum contrast to update the model. We include it as a baseline for comparison to assess the ability of our model to adapt to momentum contrast.

3 Hierarchical Contrastive Learning

3.1 Overview

Figure 1 shows an overview of HiCL. Our primary goal is to incorporate additional underlying (local) information in traditional, unsupervised text contrastive learning. Two objectives are combined to achieve this goal.

Given a set of sequences $\{\text{seq}_1, \text{seq}_2, \dots, \text{seq}_n\}$ in a batch B , we slice each seq_i into segments $\{\text{seg}_{i,1}, \text{seg}_{i,2}, \dots, \text{seg}_{i,l_i}\}$ of slicing length L , where n is the batch size, and $l_i = 1 + \lfloor (|\text{seq}_i| - 1)/L \rfloor$ is the number of

segments that can be sliced in seq_i . The slicing is performed using a queue rule: every consecutive L tokens (with no overlap) group as one segment, and the remaining tokens with length no greater than L form a separate segment. In other words, $|\text{seg}_{i,j}| = L, \forall j \in [1, l_i]$; $|\text{seg}_{i,l_i}| \in [1, L]$; and $\text{seq}_i = \text{concat}[\text{seg}_{i,1}, \dots, \text{seg}_{i,l_i}]$.

Unlike traditional contrastive learning, which encodes the input sequence seq_i directly, we encode each sub-sequence $\text{seg}_{i,j}$ using the same encoder and obtain its representation: $h_{i,j} = E_\theta(\text{seg}_{i,j})$, where E_θ is a Transformer (Vaswani et al., 2017), parameterized by θ . We aggregate the $h_{i,j}$ representations to obtain the whole sequence representation h_i by weighted average pooling, where the weight of each segment $\text{seg}_{i,j}$ is proportional to its length $|\text{seg}_{i,j}|$: $h_i = \sum_j h_{i,j} \times w_{i,j}$, where $w_{i,j} = \frac{|\text{seg}_{i,j}|}{\sum_k |\text{seg}_{i,k}|}$. In Section 5.1, we explore other pooling methods, such as unweighted average pooling, and find that weighted pooling is the most effective. According to Table 2, most (99.696%) input instances can be divided into three or fewer segments. Therefore, we do not add an extra transformer layer to get the sequence representation from these segments, as they are relatively short.

To use HiCL with SNCSE, we slice the input se-

quence in the same way, but add the prompt to each segment instead of the entire sequence. We also apply the same method to the negated sentences.

3.2 Training Objectives

Local contrastive Previous studies have highlighted the benefits of local contrastive learning for unsupervised models (Wu et al., 2020; Giorgi et al., 2021). By enabling the model to focus on short sentences, local contrastive learning allows the model to better match the sentence length distribution, as longer sentences are less common. Building on the work of Gao et al. (2021b), we use dropout as a minimum data augmentation technique. We feed each segment $\text{seg}_{i,j}$ twice to the encoder using different dropout masks p and p^+ . This results in positive pairs $h_{i,j} = E_{\theta,p}(\text{seg}_{i,j})$ and $h_{i,j}^+ = E_{\theta,p^+}(\text{seg}_{i,j})$ for loss computation. As mentioned in Section 1, defining negatives for segments can be challenging. Using segments from the same sequence as negatives carries the risk of introducing correlations, but treating them as positive pairs is not ideal either. We chose not to use segments from the same sequence as either positive or negative pairs and we will show that this approach is better than the other alternatives in Section 5.2. Hence, for segment $\text{seg}_{i,j}$, we only consider as negatives, segments from other sequences $\{\text{seg}_{k,*}, k \in \{B \setminus i\}\}$. The local contrastive \mathcal{L}_l is formalized as:

$$\mathcal{L}_l = -\log \frac{e^{\text{sim}(h_{i,j}, h_{i,j}^+)/\tau}}{e^{\text{sim}(h_{i,j}, h_{i,j}^+)/\tau} + \sum_{k \neq i} e^{\text{sim}(h_{i,j}, h_{k,*})/\tau}} \quad (2)$$

Global contrastive The global contrastive objective is the same as that used by most baselines, which tries to pull a sequence’s representation h_i closer to its positive h_i^+ while keeping it away from in-batch negatives $h_{j \in B \setminus i}^-$, as defined by the global contrastive loss \mathcal{L}_g in Eq. 1.

Overall objective The overall objective is a combination of local and global contrastive loss, $\mathcal{L} = \alpha \mathcal{L}_l + (1 - \alpha) \mathcal{L}_g$, where weight $\alpha \in \{0.01, 0.05, 0.15\}$ is tuned for backbone models. Our adoption of a hybrid loss, with a lower weighting assigned to the local contrastive objective, is motivated by the potential influence of the hard truncation process applied to the sequences. This process can result in information loss and atypical sentence beginnings that may undermine the effectiveness of the local contrastive loss. Meanwhile, a

standalone global contrastive loss is equally inadequate, as it omits local observation. We conduct an analysis in Section 5.4 to discuss the intricate relationship between two objectives.

3.3 Encoding Time Complexity Analysis

According to our slicing rule, all front segments $\text{seg}_{i,j < l_i}$ in sequence seq_i have length L and the last segment seg_{i,l_i} has length $|\text{seg}_{i,l_i}| \in [1, L]$. Hence, the encoding time complexity for HiCL is $O(L^2 \times (l_i - 1) + |\text{seg}_{l_i}|^2)$, while the conventional methods take:

$$\begin{aligned} O(|\text{seq}_i|^2) &= O((L \times (l_i - 1) + |\text{seg}_{l_i}|)^2) \\ &> (l_i - 1) \times O(L^2(l_i - 1) + |\text{seg}_{l_i}|^2) \end{aligned}$$

which is $(l_i - 1)$ times more than that for HiCL. The longer the training corpus, the higher the benefit using HiCL. This suggests that our approach has a variety of use cases, particularly in pre-training, due to its efficient encoding process.

The practical training time is detailed in Appendix A.1. In short, we are faster than baselines when maintaining the same sequence truncation size 512. For example, SimCSE-RoBERTa_{large} takes 354.5 minutes for training, while our method only costs 152 minutes.

4 Experiment

4.1 Experimental Setup

Evaluation tasks Following prior works (Gao et al., 2021b; Wang et al., 2022), we mainly evaluate on seven standard semantic textual similarity datasets: STS12–16 (Agirre et al., 2012, 2013, 2014, 2015, 2016), STS Benchmark (Cer et al., 2017), and SICK-Relatedness (Marelli et al., 2014). When evaluating using the SentEval toolkit², we adopt SimCSE’s evaluation setting without any additional regressor and use Spearman’s correlation as the evaluation matrix. Each method calculates the similarity, ranging from 0 to 5, between sentence pairs in the datasets. In our ablation study, we extend our evaluation to encompass two lengthy datasets (i.e., Yelp (Zhang et al., 2015) and IMDB (Maas et al., 2011)) and seven transfer tasks (Conneau and Kiela, 2018). Due to space consideration, we have provided detailed results for the seven transfer learning tasks in Appendix A.2.

²<https://github.com/facebookresearch/SentEval>

Table 1: Main results of various contrastive learning methods on seven semantic textual similarity (STS) datasets. Each method is evaluated on full test sets by Spearman’s correlation, “all” setting. **Bold** marks the best result among all competing methods under the same backbone model.

Method	STS12	STS13	STS14	STS15	STS16	STS-B	SICK-R	Avg.
SimCSE-BERT _{base}	66.92	78.44	71.15	79.50	77.71	75.50	68.76	74.00
+ HiCL	69.04	80.68	72.71	80.39	78.68	76.96	70.35	75.54↑
ESimCSE-BERT _{base}	70.95	82.76	76.52	83.18	80.03	80.15	71.07	77.81
+ HiCL	70.05	83.18	76.51	82.97	80.31	80.02	72.53	77.94↑
SNCSE-BERT _{base}	70.15	84.36	76.86	83.21	80.16	81.09	75.04	78.70
+ HiCL	70.57	84.51	76.92	82.97	79.91	80.68	74.61	78.60
SimCSE-BERT _{large}	70.17	83.27	72.82	82.53	77.05	78.25	66.01	75.73
+ HiCL	70.99	85.29	75.62	83.56	79.40	79.91	74.13	78.41↑
ESimCSE-BERT _{large}	71.43	83.91	75.88	83.84	78.86	79.74	73.59	78.18
+ HiCL	72.40	85.42	77.29	84.59	79.78	80.72	74.28	79.21↑
SNCSE-BERT _{large}	72.03	86.80	78.48	85.27	80.65	82.20	74.40	79.98
+ HiCL	72.40	86.78	78.50	85.52	80.85	82.09	75.13	80.18 ↑
SimCSE-RoBERTa _{base}	69.47	82.12	73.96	82.48	81.11	81.06	69.45	77.09
+ HiCL	69.36	81.77	73.75	82.58	81.03	81.06	69.58	77.02
ESimCSE-RoBERTa _{base}	69.03	80.73	73.35	81.26	81.25	80.26	68.11	76.28
+ HiCL	69.98	81.31	74.39	82.87	81.43	80.74	69.09	77.12↑
SNCSE-RoBERTa _{base}	70.50	83.70	76.55	84.09	81.89	81.73	74.11	78.94
+ HiCL	71.01	83.70	76.08	84.06	81.89	82.07	73.54	78.91
SimCSE-RoBERTa _{large}	71.41	83.90	76.50	85.07	82.10	82.75	71.17	78.99
+ HiCL	72.36	84.08	76.35	85.07	82.49	82.95	71.40	79.24↑
ESimCSE-RoBERTa _{large}	70.92	83.25	75.62	81.91	80.16	81.73	72.03	77.95
+ HiCL	73.06	84.44	76.56	84.59	81.42	83.61	71.49	79.31↑
SNCSE-RoBERTa _{large}	73.65	86.45	79.23	86.60	82.45	83.95	77.12	81.35
+ HiCL	73.74	86.19	79.76	86.70	83.20	84.52	78.45	81.79 ↑

Implementing competing methods We re-train three previous state-of-the-art unsupervised sentence embedding methods on STS tasks – SimCSE (Gao et al., 2021b), ESImCSE (Wu et al., 2022b), and SNCSE (Wang et al., 2022) – with our novel training paradigm, HiCL. We employ the official implementations of these models and adhere to the unsupervised setting utilized by SimCSE. This involves training the models on a dataset comprising 1 million English Wikipedia sentences for a single epoch. More detailed information can be found in Appendix A.3. We also carefully tune the weight α of local contrastive along with the learning rate in Appendix A.4.

4.2 Main Results

Table 1 presents the results of adding HiCL to various baselines on the seven STS tasks. We observe that (i) HiCL consistently improves the performance of baselines in the large model setting. Specifically, HiCL improves the average scores by +0.25%, +1.36%, and +0.44% on the RoBERTa_{large} variants of SimCSE, ESImCSE,

and SNCSE baselines, respectively. (ii) HiCL with SNCSE-RoBERTa_{large} as the backbone has achieved a new state-of-the-art score of 81.79. It is worth mentioning that SNCSE originally reported a score of 81.77 based on full precision (fp32), but we achieved a better result with half precision (fp16). (iii) HiCL enhances the performance across nine backbone models, yet marginally underperforms (≤ 0.1) on three models employing the -base architecture.

All prior studies in the field have followed a common practice of employing the same random seed for a single run to ensure fair comparisons. We have rigorously adhered to this convention when presenting our findings in Table 1. However, to further assess the robustness of our method, we have extended our investigation by conducting multiple runs with varying random seeds. As shown in Table 15, we generally observe consistency between the multi-run results and the one-run results. The nine backbone models on which HiCL demonstrated superior performance under the default random seed continue to be outperformed by HiCL.

Input Length	[0, 32]	(32, 64]	(64, 96]
Proportion	76.031%	21.869%	1.796%
Input Length	(96, 128]	(128, 256]	(256, 512]
Proportion	0.225%	0.075%	0.004%

Table 2: The input length distribution of training corpus. Special tokens [CLS] and [SEP] counted.

5 Intrinsic Study and Discussion

5.1 Local Information Aggregation

Forming the representation for the entire sequence from segment representations is crucial to our task. We experiment with both weighted average pooling (weighted by the number of tokens in each segment) and unweighted average pooling. Since most sequences are divided into three or fewer segments (as shown in Table 2), we did not include an additional layer (either DNN or Transformer) to model relationships with ≤ 3 inputs. Therefore, we opted to not consider aggregating through a deep neural layer, even though this approach might work in scenarios where the training sequences are longer. Results in Table 3 indicate that under three different backbones, weighted pooling is a better strategy for extracting the global representation from local segments.

Backbone	Pooling	SICK-R
SimCSE-RoBERTa _{large}	unweighted	73.91
	weighted	75.24
ESimCSE-RoBERTa _{large}	unweighted	73.13
	weighted	74.37
SNCSE-RoBERTa _{large}	unweighted	79.97
	weighted	80.86

Table 3: Development set results of SICK-R (Spearman’s correlation) for different pooling matrices.

5.2 Relationships between Segments from Same Sequence

When optimizing the local contrastive objective, an alternate approach is to follow the traditional training paradigm, which treats all other segments as negatives. However, since different parts of a sequence might describe the same thing, segments from the same sequence could be more similar compared to a random segment. As a result, establishing the relationship between segments from the same sequence presents a challenge. We explore

with three different versions: 1) considering them as positive pairs, 2) treating them as negative pairs, and 3) categorizing them as neither positive nor negative pairs. The results in Table 4 of SimCSE and SNCSE indicate that the optimal approach is to treat them as neither positive nor negative - a conclusion that aligns with our expectations.

An outlier to this trend is observed in the results for ESimCSE. We postulate that this anomaly arises due to ESimCSE’s use of token duplication to create positive examples, which increases the similarity of segments within the same sequence. Consequently, this outcome is not entirely unexpected. Given that ESimCSE’s case is special, we believe that, in general, it is most appropriate to label them as neither positive nor negative.

Backbone	Positive	Negative	Neither
SimCSE-RoBERTa _{large}	73.92	74.34	75.24
ESimCSE-RoBERTa _{large}	76.96	74.35	74.37
SNCSE-RoBERTa _{large}	77.33	79.33	80.86

Table 4: Development set results of SICK-R (Spearman’s correlation) for processing relationship of segments from same sequence.

5.3 Optimal Slicing Length

To verify the impact of slicing length on performance, we vary the slicing length from 16 to 40 for HiCL in SimCSE-RoBERTa_{large} and SNCSE-RoBERTa_{large} settings (not counting prompts). We were unable to process longer lengths due to memory limitations. From the results in Figure 2, we find that using short slicing length can negatively impact model performance. As we showed in Section 3.3, the longer the slicing length, the slower it is to encode the whole input sequence, because longer slicing lengths mean fewer segments. Therefore, we recommend setting the default slicing length as 32, as it provides a good balance between performance and efficiency.

We acknowledge that using a non-fixed slicing strategy, such as truncation by punctuation, could potentially enhance performance. Nevertheless, in pursuit of maximizing encoding efficiency, we have opted for a fixed-length truncation approach, leaving the investigation of alternative strategies to future work.

5.4 How Hierarchical Training Helps?

One might argue that our proposed method could benefit from the truncated portions of the training

Table 5: Performance on seven STS tasks for methods trained on wiki-103 and 1 million English Wikipedia sentences. Each method is evaluated on full test sets by Spearman’s correlation, “all” setting.

Method	STS12	STS13	STS14	STS15	STS16	STS-B	SICK-R	Avg.
SimCSE-RoBERTa _{large}	71.72	84.33	76.45	84.16	80.36	81.90	72.27	78.74
+ HiCL	72.45	84.69	76.98	84.79	81.64	82.43	71.54	79.22

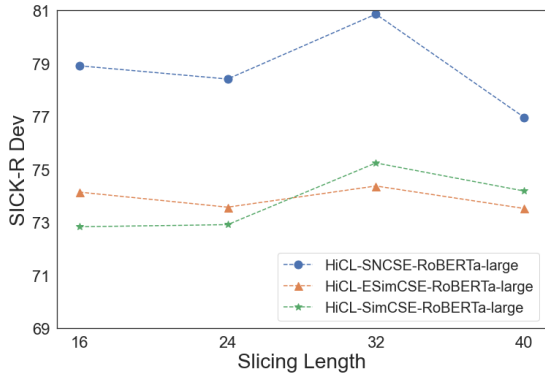


Figure 2: Comparison between different slicing lengths over three backbone models by Spearman’s correlation.

corpus - the part exceeding the length limitations of baselines and thus, unprocessable by them. To address this concern, we reconstruct the training corpus in such a way that any sequence longer than the optimal slicing length (32) is divided and stored as several independent sequences, each of which fits within the length limit. This allows the baseline models to retain the same information as HiCL. The aforementioned models are indeed using a local-only loss, given they implement contrastive loss on the segmented data. Table 6 shows that HiCL continues to exceed the performance of single segment-level contrastive learning models, indicating its superior performance is not solely reliant on the reduced data. The lower performance exhibited by these models effectively emphasizes the significance of incorporating a hybrid loss.

Method	vanilla	+ HiCL	full-
SimCSE-RoBERTa _{large}	78.99	79.24	78.45
SNCSE-RoBERTa _{large}	81.35	81.79	80.41

Table 6: Average performance of baselines trained with full segments (abbreviated as *full-*) on seven STS tasks.

The intriguing insight from above observations is that the omitted data does not improve the performance of the baseline models; in fact, it hinders performance. We hypothesize that this is due to a hard cut by length resulting in some incomplete sentences and segments beginning with unusual tokens, making it more difficult for the encoder

to accurately represent their meaning. We further verify this hypothesis by doing an ablation study on HiCL with various values of α in the overall objective. Recall that our training objective is a combination of local contrastive and global contrastive loss. HiCL model with $\alpha = 0$ is identical to the baselines, except that it incorporates the omitted information. As shown in Table 7, training with just global contrastive loss with complete information yields poorer results. Similarly, when $\alpha = 1$, the HiCL model focuses solely on local contrastive loss, but also performs poorly, which indicates that global contrastive loss is an essential component in learning sentence representation.

α	0.0	0.01	0.05	0.15
SICK-R	75.10	75.19	75.24	74.07
α	0.3	0.5	0.95	1.0
SICK-R	73.44	74.68	74.87	74.39

Table 7: Ablation study over α on SimCSE-RoBERTa_{large} at SICK-R dev set (Spearman’s correlation).

It’s crucial to clarify that our approach isn’t just a variant of the baseline with a larger batch. As Table 2 indicates, in 99.9% of instances, the training data can be divided into four or fewer segments. Comparing SimCSE-BERT_{base} with a batch size quadruple that of our method (as shown in Table 10), it’s evident that SimCSE at a batch size of 256 trails our model’s performance with a batch size of 64 (74.00 vs. 76.35). Simply amplifying the batch size for baselines also leads to computational issues. For example, SimCSE encounters an “Out of Memory” error with a batch size of 1024, a problem our model, with a batch size of 256, avoids. Therefore, our approach is distinct and offers benefits beyond merely adjusting batch sizes.

5.5 HiCL on Longer Training Corpus

To further verify the effectiveness of HiCL, we add a longer corpus, WikiText-103, along with the original 1 million training corpus. WikiText-103 is a dataset that contains 103 million tokens from 28,475 articles. We adopt a smaller batch size of

64 to avoid out-of-memory issue. Other training details followed the instructions in Section 4.1. As shown in Table 5, HiCL shows more improvement (+0.48%) compared to the version only trained on short corpus (+0.25%). This indicates that HiCL is more suitable for pre-training scenarios, particularly when the training corpus is relatively long.

5.6 HiCL on Longer Test Datasets

The datasets that were widely evaluated, such as STS12-16, STS-B, and SICK-R, primarily consist of short examples. However, given our interest in understanding how HiCL performs on longer and more complex tasks, we further conduct evaluations on the Yelp (Zhang et al., 2015) and IMDB (Maas et al., 2011) datasets. Table 8 provides an overview of these two datasets.

Specifically, we test with SimCSE-BERT_{base} backbone model and follow the evaluation settings outlined in SimCSE, refraining from any further fine-tuning on Yelp and IMDB. The results are compelling, with our proposed method consistently outperforming SimCSE, achieving a performance gain of +1.97% on Yelp and +2.27% on IMDB.

Datasets	#Test	Length	SimCSE	+HiCL
Yelp	38K	132.6	70.99	72.96
IMDB	25K	228.5	60.93	63.20

Table 8: Statistics and evaluation results on Yelp and IMDB datasets.

5.7 A Variant of HiCL

As we discussed in Section 5.2, the best approach to treat relationships between in-sequence segments is to consider them as neither positive nor negative. However, this would result in losing information about them belonging to the same sequence. To overcome this, we consider modeling the relationship between sequences and segments. Since each segment originates from a sequence, they inherently contain an entailment relationship – the sequence entails the segment. We refer to this variant as HiCLv2. Additional details are provided in Appendix A.6.

As shown in Table 9, explicitly modeling this sequence-segment relationship does not help the model. We think that it is probably because this objective forces the representation of each sequence to be closer to segments from the same sequence. When the representation of each sequence is a

weighted average pooling of segments, it pulls segments from the same sequence closer, which is another way of regarding them as positive. As seen in the results in Section 5.2, treating segments from the same sequence as positive would negatively impact the performance of SimCSE and SNCSE backbones. Thus, it is not surprising that HiCLv2 failed to show as much improvement as HiCL.

Avg	SimCSE-BERT _{large} 75.73	+ HiCL 78.41	+ HiCLv2 76.30
Avg	SNCSE-BERT _{large} 79.98	+ HiCL 80.18	+ HiCLv2 80.00
Avg	SimCSE-RoBERTa _{large} 78.99	+ HiCL 79.24	+ HiCLv2 79.08
Avg	SNCSE-RoBERTa _{large} 81.35	+ HiCL 81.79	+ HiCLv2 81.49

Table 9: Average performance of HiCLv2 over seven STS datasets.

5.8 Baseline Reproducing

One might wonder why there are notable discrepancies between our reproduced baselines and the numbers reported in the original papers. For instance, our SimCSE-BERT_{base} achieved a score of 74.00, while the original paper reported 76.25. Different baselines adopt various configurations like batch size. Recognizing that these factors significantly influence the final results, our aim is to assess different baselines under consistent conditions. To clarify, it would be misleading to evaluate, say, SimCSE-BERT_{base} with a batch size of 64 while assessing SNCSE-BERT_{base} with a batch size of 256. Such discrepancies could obscure the true reasons behind performance gaps. Therefore, we use a unified batch size of 256 for base models and 128 for large models.

We reassess the SimCSE-BERT_{base} model using its optimal hyperparameters in Table 10. Regardless of whether we use SimCSE’s optimal settings or our uniform configuration, our method consistently outperforms the baseline. Lastly, we want to mention that some baselines actually benefit from our standardized setup. For example, our reproduction of SimCSE-RoBERTa_{base} saw an increase, going from the originally reported 76.57 to 77.09.

6 Related Work

Contrastive learning The recent ideas on contrastive learning originate from computer vision,

Table 10: A comparison between original SimCSE and reproduced SimCSE on seven semantic textual similarity (STS) datasets. Each method is evaluated on full test sets by Spearman’s correlation, “all” setting.

Method	batch	STS12	STS13	STS14	STS15	STS16	STS-B	SICK-R	Avg.
Original SimCSE-BERT _{base}	64	68.40	82.41	74.38	80.91	78.56	76.85	72.23	76.25
Reproduced SimCSE-BERT _{base}	256	66.92	78.44	71.15	79.50	77.71	75.50	68.76	74.00
+ HiCL	256	69.04	80.68	72.71	80.39	78.68	76.96	70.35	75.54↑
Reproduced SimCSE-BERT _{base}	64	69.17	82.02	73.41	80.54	78.36	76.60	71.96	76.01
+ HiCL	64	69.44	82.10	74.48	81.62	78.77	77.75	70.26	76.35↑

where data augmentation techniques such as AUGMIX (Hendrycks et al., 2020) and mechanisms like end-to-end (Chen et al., 2020a), memory bank (Wu et al., 2018), and momentum (He et al., 2020) have been tested for computing and memory efficiency. In NLP, since the success of SimCSE (Gao et al., 2021b), considerable progress has been made towards unsupervised sentence representation. This includes exploring text data augmentation techniques such as word repetition in ESimCSE (Wu et al., 2022b) for positive pair generation, randomly generated Gaussian noises in DCLR (Zhou et al., 2022), and negation of input in SNCSE (Wang et al., 2022) for generating negatives. Other approaches design auxiliary networks to assist contrastive objective (Chuang et al., 2022; Wu et al., 2022a). Recently, a combination of prompt tuning with contrastive learning has been developed in PromptBERT (Jiang et al., 2022) and SNCSE (Wang et al., 2022). With successful design of negative sample generation and utilization of prompt, SNCSE resulted in the state-of-the-art performance on the broadly-evaluated seven STS tasks. Our novel training paradigm, HiCL, is compatible with previous works and can be easily integrated with them. In our experiments, we re-train SimCSE, ESimCSE, and SNCSE with HiCL, showing a consistent improvement in all models.

Hierarchical training The concept of hierarchical training has been proposed for long-text processing. Self-attention models like Transformer (Vaswani et al., 2017) are limited by their input length, and truncation is their default method of processing text longer than the limit, which leads to information loss. To combat this issue, researchers have either designed hierarchical Transformers (Liu and Lapata, 2019; Nawrot et al., 2022) or adapted long inputs to fit existing Transformers (Zhang et al., 2019; Yang et al., 2020). Both solutions divide the long sequence into smaller parts, making full use of the whole input for in-

creased robustness compared to those using partial information. Additionally, hierarchical training is usually more time efficient. SBERT (Reimers and Gurevych, 2019) employs a similar idea of hierarchical training. Instead of following traditional fine-tuning methods that concatenate two sentences into one for encoding in sentence-pair downstream tasks, SBERT found that separating the sentences and encoding them independently can drastically improve sentence embeddings. To our knowledge, we are the first to apply this hierarchical training technique to textual contrastive learning.

7 Conclusion

We introduce HiCL, the first hierarchical contrastive learning framework, highlighting the importance of incorporating local contrastive loss into the prior training paradigm. We further explore the correct way to process the relationship between segments from the same sequence when computing local contrastive loss. Despite the extra time required for slicing sequences into segments, HiCL significantly accelerates the encoding time of traditional contrastive learning models, especially for long input sequences. Moreover, HiCL can be easily combined with existing contrastive learning models, and we verify its scalability using SimCSE, ESimCSE, and SNCSE as examples. Extensive experiments on seven STS tasks show that HiCL consistently improves baselines. Notably, we achieve the new state-of-the-art performance with the SNCSE backbone model. This makes our hierarchical contrastive learning method a promising approach for further research in this area.

Acknowledgment

We thank Fei Sun, Tianyu Gao, Simone Conia, Pratyush Maini, Amrith Setlur, Zhenhao Zhang, Jiazhao Li, members of the University of Michigan’s NLP4Health research group, and all anonymous reviewers for helpful discussion and valuable feedback.

Limitations

We acknowledge following limitations of our work:

1. Despite demonstrating the suitability of HiCL for pre-training scenarios in Section 5.5, we were not able to fully pre-train our model from scratch. Further research is needed to verify the effectiveness of HiCL in this context.
2. Some baselines (e.g., SimCSE) have shown that training a contrastive learning objective on human-labeled NLI datasets can lead to improved performance. We did not investigate this supervised setting.

Ethics Statement

Data All of the training data and evaluation benchmarks used in this paper are publicly available and do not pose any privacy concerns.

AI Writing Assistance We have utilized the ChatGPT to polish our original content, rather than generate new ideas or suggestions. Despite the fact that EMNLP 2023 has not clearly stated whether the use of generative language models needs to be disclosed, we believe it is best to be transparent and explicitly disclose this.

References

- Eneko Agirre, Carmen Banea, Claire Cardie, Daniel Cer, Mona Diab, Aitor Gonzalez-Agirre, Weiwei Guo, Iñigo Lopez-Gazpio, Montse Maritxalar, Rada Mihalcea, German Rigau, Larraitz Uria, and Janyce Wiebe. 2015. [SemEval-2015 task 2: Semantic textual similarity, English, Spanish and pilot on interpretability](#). In *Proceedings of the 9th International Workshop on Semantic Evaluation (SemEval 2015)*, pages 252–263, Denver, Colorado. Association for Computational Linguistics.
- Eneko Agirre, Carmen Banea, Claire Cardie, Daniel Cer, Mona Diab, Aitor Gonzalez-Agirre, Weiwei Guo, Rada Mihalcea, German Rigau, and Janyce Wiebe. 2014. [SemEval-2014 task 10: Multilingual semantic textual similarity](#). In *Proceedings of the 8th International Workshop on Semantic Evaluation (SemEval 2014)*, pages 81–91, Dublin, Ireland. Association for Computational Linguistics.
- Eneko Agirre, Carmen Banea, Daniel Cer, Mona Diab, Aitor Gonzalez-Agirre, Rada Mihalcea, German Rigau, and Janyce Wiebe. 2016. [SemEval-2016 task 1: Semantic textual similarity, monolingual and cross-lingual evaluation](#). In *Proceedings of the 10th International Workshop on Semantic Evaluation (SemEval-2016)*, pages 497–511, San Diego, California. Association for Computational Linguistics.
- Eneko Agirre, Daniel Cer, Mona Diab, and Aitor Gonzalez-Agirre. 2012. [SemEval-2012 task 6: A pilot on semantic textual similarity](#). In **SEM 2012: The First Joint Conference on Lexical and Computational Semantics – Volume 1: Proceedings of the main conference and the shared task, and Volume 2: Proceedings of the Sixth International Workshop on Semantic Evaluation (SemEval 2012)*, pages 385–393, Montréal, Canada. Association for Computational Linguistics.
- Eneko Agirre, Daniel Cer, Mona Diab, Aitor Gonzalez-Agirre, and Weiwei Guo. 2013. [*SEM 2013 shared task: Semantic textual similarity](#). In *Second Joint Conference on Lexical and Computational Semantics (*SEM), Volume 1: Proceedings of the Main Conference and the Shared Task: Semantic Textual Similarity*, pages 32–43, Atlanta, Georgia, USA. Association for Computational Linguistics.
- Daniel Cer, Mona Diab, Eneko Agirre, Iñigo Lopez-Gazpio, and Lucia Specia. 2017. [SemEval-2017 task 1: Semantic textual similarity multilingual and crosslingual focused evaluation](#). In *Proceedings of the 11th International Workshop on Semantic Evaluation (SemEval-2017)*, pages 1–14, Vancouver, Canada. Association for Computational Linguistics.
- Ting Chen, Simon Kornblith, Mohammad Norouzi, and Geoffrey Hinton. 2020a. [A simple framework for contrastive learning of visual representations](#). In *Proceedings of the 37th International Conference on Machine Learning*, volume 119 of *Proceedings of Machine Learning Research*, pages 1597–1607. PMLR.
- Ting Chen, Simon Kornblith, Kevin Swersky, Mohammad Norouzi, and Geoffrey Hinton. 2020b. Big self-supervised models are strong semi-supervised learners. *arXiv preprint arXiv:2006.10029*.
- Xinlei Chen, Haoqi Fan, Ross Girshick, and Kaiming He. 2020c. Improved baselines with momentum contrastive learning. *arXiv preprint arXiv:2003.04297*.
- Xinlei Chen and Kaiming He. 2021. [Exploring simple siamese representation learning](#). In *2021 IEEE/CVF Conference on Computer Vision and Pattern Recognition (CVPR)*, pages 15745–15753.
- Xinlei Chen, Saining Xie, and Kaiming He. 2021. An empirical study of training self-supervised visual transformers. *arXiv preprint arXiv:2104.02057*.
- Yung-Sung Chuang, Rumen Dangovski, Hongyin Luo, Yang Zhang, Shiyu Chang, Marin Soljagic, Shang-Wen Li, Scott Yih, Yoon Kim, and James Glass. 2022. [DiffCSE: Difference-based contrastive learning for sentence embeddings](#). In *Proceedings of the 2022 Conference of the North American Chapter of the Association for Computational Linguistics: Human Language Technologies*, pages 4207–4218, Seattle, United States. Association for Computational Linguistics.

- Alexis Conneau and Douwe Kiela. 2018. Senteval: An evaluation toolkit for universal sentence representations. *arXiv preprint arXiv:1803.05449*.
- William B. Dolan and Chris Brockett. 2005. [Automatically constructing a corpus of sentential paraphrases](#). In *Proceedings of the Third International Workshop on Paraphrasing (IWP2005)*.
- Hongchao Fang, Sicheng Wang, Meng Zhou, Jiayuan Ding, and Pengtao Xie. 2020. Cert: Contrastive self-supervised learning for language understanding. *arXiv preprint arXiv:2005.12766*.
- Tianyu Gao, Adam Fisch, and Danqi Chen. 2021a. [Making pre-trained language models better few-shot learners](#). In *Proceedings of the 59th Annual Meeting of the Association for Computational Linguistics and the 11th International Joint Conference on Natural Language Processing (Volume 1: Long Papers)*, pages 3816–3830, Online. Association for Computational Linguistics.
- Tianyu Gao, Xingcheng Yao, and Danqi Chen. 2021b. [SimCSE: Simple contrastive learning of sentence embeddings](#). In *Proceedings of the 2021 Conference on Empirical Methods in Natural Language Processing*, pages 6894–6910, Online and Punta Cana, Dominican Republic. Association for Computational Linguistics.
- John Giorgi, Osvald Nitski, Bo Wang, and Gary Bader. 2021. [DeCLUTR: Deep contrastive learning for unsupervised textual representations](#). In *Proceedings of the 59th Annual Meeting of the Association for Computational Linguistics and the 11th International Joint Conference on Natural Language Processing (Volume 1: Long Papers)*, pages 879–895, Online. Association for Computational Linguistics.
- Jean-Bastien Grill, Florian Strub, Florent Altché, Corentin Tallec, Pierre Richemond, Elena Buchatskaya, Carl Doersch, Bernardo Avila Pires, Zhaohan Guo, Mohammad Gheshlaghi Azar, Bilal Piot, koray kavukcuoglu, Remi Munos, and Michal Valko. 2020. [Bootstrap your own latent - a new approach to self-supervised learning](#). In *Advances in Neural Information Processing Systems*, volume 33, pages 21271–21284. Curran Associates, Inc.
- Kaiming He, Haoqi Fan, Yuxin Wu, Saining Xie, and Ross Girshick. 2020. Momentum contrast for unsupervised visual representation learning. In *Proceedings of the IEEE/CVF Conference on Computer Vision and Pattern Recognition*, pages 9729–9738.
- Dan Hendrycks, Norman Mu, Ekin D. Cubuk, Barret Zoph, Justin Gilmer, and Balaji Lakshminarayanan. 2020. AugMix: A simple data processing method to improve robustness and uncertainty. *Proceedings of the International Conference on Learning Representations (ICLR)*.
- Minqing Hu and Bing Liu. 2004. Mining and summarizing customer reviews. In *Proceedings of the tenth ACM SIGKDD international conference on Knowledge discovery and data mining*, pages 168–177.
- Ting Jiang, Shaohan Huang, Zihan Zhang, Deqing Wang, Fuzhen Zhuang, Furu Wei, Haizhen Huang, Liangjie Zhang, and Qi Zhang. 2022. Promptbert: Improving bert sentence embeddings with prompts. *arXiv preprint arXiv:2201.04337*.
- Yang Liu and Mirella Lapata. 2019. [Hierarchical transformers for multi-document summarization](#). In *Proceedings of the 57th Annual Meeting of the Association for Computational Linguistics*, pages 5070–5081, Florence, Italy. Association for Computational Linguistics.
- Andrew L. Maas, Raymond E. Daly, Peter T. Pham, Dan Huang, Andrew Y. Ng, and Christopher Potts. 2011. [Learning word vectors for sentiment analysis](#). In *Proceedings of the 49th Annual Meeting of the Association for Computational Linguistics: Human Language Technologies*, pages 142–150, Portland, Oregon, USA. Association for Computational Linguistics.
- Marco Marelli, Stefano Menini, Marco Baroni, Luisa Bentivogli, Raffaella Bernardi, and Roberto Zamparelli. 2014. [A SICK cure for the evaluation of compositional distributional semantic models](#). In *Proceedings of the Ninth International Conference on Language Resources and Evaluation (LREC'14)*, pages 216–223, Reykjavik, Iceland. European Language Resources Association (ELRA).
- Piotr Nawrot, Szymon Tworowski, Michał Tyrolski, Lukasz Kaiser, Yuhuai Wu, Christian Szegedy, and Henryk Michalewski. 2022. [Hierarchical transformers are more efficient language models](#). In *Findings of the Association for Computational Linguistics: NAACL 2022*, pages 1559–1571, Seattle, United States. Association for Computational Linguistics.
- Aaron van den Oord, Yazhe Li, and Oriol Vinyals. 2018. Representation learning with contrastive predictive coding. *arXiv preprint arXiv:1807.03748*.
- Bo Pang and Lillian Lee. 2004. [A sentimental education: Sentiment analysis using subjectivity summarization based on minimum cuts](#). In *Proceedings of the 42nd Annual Meeting of the Association for Computational Linguistics (ACL-04)*, pages 271–278, Barcelona, Spain.
- Bo Pang and Lillian Lee. 2005. [Seeing stars: Exploiting class relationships for sentiment categorization with respect to rating scales](#). In *Proceedings of the 43rd Annual Meeting of the Association for Computational Linguistics (ACL'05)*, pages 115–124, Ann Arbor, Michigan. Association for Computational Linguistics.
- Nils Reimers and Iryna Gurevych. 2019. [Sentence-BERT: Sentence embeddings using Siamese BERT-networks](#). In *Proceedings of the 2019 Conference on Empirical Methods in Natural Language Processing*

- and the 9th International Joint Conference on Natural Language Processing (EMNLP-IJCNLP), pages 3982–3992, Hong Kong, China. Association for Computational Linguistics.
- Joshua Robinson, Ching-Yao Chuang, Suvrit Sra, and Stefanie Jegelka. 2020. Contrastive learning with hard negative samples. *arXiv preprint arXiv:2010.04592*.
- Richard Socher, Alex Perelygin, Jean Wu, Jason Chuang, Christopher D. Manning, Andrew Ng, and Christopher Potts. 2013. [Recursive deep models for semantic compositionality over a sentiment treebank](#). In *Proceedings of the 2013 Conference on Empirical Methods in Natural Language Processing*, pages 1631–1642, Seattle, Washington, USA. Association for Computational Linguistics.
- Nitish Srivastava, Geoffrey Hinton, Alex Krizhevsky, Ilya Sutskever, and Ruslan Salakhutdinov. 2014. [Dropout: A simple way to prevent neural networks from overfitting](#). *Journal of Machine Learning Research*, 15(56):1929–1958.
- Ashish Vaswani, Noam Shazeer, Niki Parmar, Jakob Uszkoreit, Llion Jones, Aidan N Gomez, Łukasz Kaiser, and Illia Polosukhin. 2017. [Attention is all you need](#). In *Advances in Neural Information Processing Systems*, volume 30. Curran Associates, Inc.
- Ellen M Voorhees and Dawn M Tice. 2000. Building a question answering test collection. In *Proceedings of the 23rd annual international ACM SIGIR conference on Research and development in information retrieval*, pages 200–207.
- Hao Wang, Yangguang Li, Zhen Huang, Yong Dou, Lingpeng Kong, and Jing Shao. 2022. Sncse: Contrastive learning for unsupervised sentence embedding with soft negative samples. *arXiv preprint arXiv:2201.05979*.
- Janyce Wiebe, Theresa Wilson, and Claire Cardie. 2005. Annotating expressions of opinions and emotions in language. *Language resources and evaluation*, 39(2):165–210.
- Xing Wu, Chaochen Gao, Zijia Lin, Jizhong Han, Zhongyuan Wang, and Songlin Hu. 2022a. Infocse: Information-aggregated contrastive learning of sentence embeddings. *arXiv preprint arXiv:2210.06432*.
- Xing Wu, Chaochen Gao, Liangjun Zang, Jizhong Han, Zhongyuan Wang, and Songlin Hu. 2022b. [ESimCSE: Enhanced sample building method for contrastive learning of unsupervised sentence embedding](#). In *Proceedings of the 29th International Conference on Computational Linguistics*, pages 3898–3907, Gyeongju, Republic of Korea. International Committee on Computational Linguistics.
- Zhirong Wu, Yuanjun Xiong, Stella X Yu, and Dahua Lin. 2018. Unsupervised feature learning via non-parametric instance discrimination. In *Proceedings of the IEEE Conference on Computer Vision and Pattern Recognition*, pages 3733–3742.
- Zhuofeng Wu, Sinong Wang, Jiatao Gu, Madian Khabsa, Fei Sun, and Hao Ma. 2020. Clear: Contrastive learning for sentence representation. *arXiv preprint arXiv:2012.15466*.
- Liu Yang, Mingyang Zhang, Cheng Li, Michael Bendersky, and Marc Najork. 2020. Beyond 512 tokens: Siamese multi-depth transformer-based hierarchical encoder for long-form document matching. In *Proceedings of the 29th ACM International Conference on Information & Knowledge Management*, pages 1725–1734.
- Xiang Zhang, Junbo Zhao, and Yann LeCun. 2015. Character-level convolutional networks for text classification. *Advances in neural information processing systems*, 28.
- Xingxing Zhang, Furu Wei, and Ming Zhou. 2019. [HiBERT: Document level pre-training of hierarchical bidirectional transformers for document summarization](#). In *Proceedings of the 57th Annual Meeting of the Association for Computational Linguistics*, pages 5059–5069, Florence, Italy. Association for Computational Linguistics.
- Kun Zhou, Beichen Zhang, Xin Zhao, and Ji-Rong Wen. 2022. [Debiased contrastive learning of unsupervised sentence representations](#). In *Proceedings of the 60th Annual Meeting of the Association for Computational Linguistics (Volume 1: Long Papers)*, pages 6120–6130, Dublin, Ireland. Association for Computational Linguistics.

A Appendix

A.1 Training Time

The practical training time can be complex, as the actual encoding time does not strictly follow a quadratic rule. However, our method demonstrates advantages in terms of efficiency when maintaining the same sequence truncation size. For example, while SimCSE-RoBERTa-large takes approximately 354.5 minutes for training, our method achieves the same task in just 152 minutes. The acceleration in time stems from two primary factors: 1) Savings in encoding time, as discussed in Section 3.3, and 2) The capability of HiCL to handle significantly larger batch sizes, enabling parallel processing for further acceleration. Please note that these advantages in efficiency are discussed specifically in the context of training with identical information, where the same truncation size is maintained. The original SimCSE, which adopts a truncation size of 32, is indeed faster than our approach as it does not need process truncated information.

Backbone	BERT _b	BERT _l	Roberta _b	Roberta _l
SimCSE	87.5	344.5	92.4	354.5
+ HiCL	69.4	148.4	71.8	152.0

Table 12: Training minutes for models with 512 sequence truncation size. _b for base models, _l for large models.

A.2 Transfer Learning

We also evaluate competing methods on several transfer tasks: MR (Pang and Lee, 2005), CR (Hu and Liu, 2004), SUBJ (Pang and Lee, 2004), MPQA (Wiebe et al., 2005), SST-2 (Socher et al., 2013), TREC (Voorhees and Tice, 2000), MRPC (Dolan and Brockett, 2005).

A comparison between SimCSE-BERT_{base} (using its reported optimized hyperparameters and without adding MLM loss) and our model can be found in Table 11. While our approach may not demonstrate enhancements across all tasks, it does register improvements in 5 out of the 7 tasks, with each exceeding a 0.4% increase. The aggregate improvement stands at 0.39%.

A.3 Experimental setup

Different baselines utilize varying training setups, including batch size, training precision (fp16 or fp32), and other factors. In order to maximally en-

sure a fair comparison, we unify the training setup across all competing methods and strictly follow each baseline’s hyperparameter tuning process to re-tune the optimal hyperparameters accordingly.

Specifically, we employ a batch size of 256 for base models and 128 for large models. All base models are trained using full precision (fp32), while large models are trained using half precision (fp16) to mitigate potential memory issues with certain models. It is worth noting that disparities in performance between our re-run models and the original baselines may arise due to our intentional parameter adjustments to facilitate a direct comparison with other baselines.

Following the procedures used by SimCSE and SNCSE, we evaluate the model every 125 training steps on the development set of STS-B and select the best checkpoint for the final evaluation on the test sets.

A.4 Hyperparameter tuning of HiCL

We first tune the weight of local contrastive $\alpha \in \{0.01, 0.05, 0.15\}$ along with learning rate $5e-6$ for large models and $1e-5$ for base models.³ After fixing an optimized α , we proceed to tune the learning rate using the suggested values for each model, including $5e-6$ as an additional option. Specifically, we tune the learning rate to be one of the following values: $\{5e-6, 1e-5, 3e-5, 5e-5\}$ for SimCSE models, $\{5e-6, 1e-5, 3e-5\}$ for ESIMCSE models, and $\{5e-6, 1e-5\}$ for SNCSE models. The optimized hyperparameters of HiCL are listed in Table 13.

Method	α	lr
SimCSE-BERT _{base}	0.15	5e-5
SimCSE-BERT _{large}	0.15	3e-5
SimCSE-RoBERTa _{base}	0.05	1e-5
SimCSE-RoBERTa _{large}	0.05	5e-6
ESimCSE-BERT _{base}	0.01	3e-5
ESimCSE-BERT _{large}	0.01	5e-6
ESimCSE-RoBERTa _{base}	0.01	1e-5
ESimCSE-RoBERTa _{large}	0.01	5e-6
SNCSE-BERT _{base}	0.01	1e-5
SNCSE-BERT _{large}	0.01	1e-5
SNCSE-RoBERTa _{base}	0.01	1e-5
SNCSE-RoBERTa _{large}	0.15	5e-6

Table 13: Optimized hyperparameters of HiCL. lr: learning rate.

³We find that the results on the SICK-R development set were more consistent with the results on the seven STS test sets. Once an optimized checkpoint was identified through STS dev set, we fine-tuned the hyperparameters using the SICK-R development set.

Table 11: Transfer task results of sentence embedding performance (evaluated as accuracy). **Bold** marks the best result among competing methods under the same backbone model.

Method	MR	CR	SUBJ	MPQA	SST2	TREC	MRPC	Avg
SimCSE-BERT _{base}	80.34	85.35	94.65	89.21	84.68	88.00	73.10	85.05
+ HiCL	80.76	86.39	94.61	89.02	85.17	88.60	73.68	85.46

For HiCLv2, we use the optimized values in HiCL and only tune for $\beta \in \{1e-5, 3e-5, 1e-4, 3e-4\}$. Optimized β is shown in Table 14.

Method	α	β	lr
SimCSE-BERT _{large}	0.15	3e-4	5e-6
SNCSSE-BERT _{large}	0.01	3e-4	5e-6
SimCSE-RoBERTa _{large}	0.05	3e-5	5e-6
SNCSSE-RoBERTa _{large}	0.15	1e-5	5e-6

Table 14: Optimized hyperparameters of HiCLv2 for four models in Section 5.7. lr: learning rate.

A.5 Multiple Runs

In addition to the conventional practice of comparing models under the same random seed, we test the generalizability of our proposed method by using different random seeds, as presented in Table 15. An inherent challenge is the decision whether to retune the hyperparameters, considering the optimized ones under one initialization may vary under a different one. With the aim of investigating whether the optimized hyperparameters can be effectively transferred across various random seeds, we have opted not to retune the hyperparameters.⁴

HiCL improves performance across the identical nine backbone models as shown in Table 1, thereby demonstrating its robust generalization capabilities. The average scores in the multi-run setting are uniformly lower than those in the one-run setting, possibly due to the lack of sufficient hyperparameter tuning. This lack of tuning may also result in a reduced performance gap between HiCL and the baseline models.

A.6 A Variant of HiCL

Sequence-segment entailment. The sequence-segment entailment objective is designed as an alternative way to model the relationship between

⁴We note that both SimCSE-BERT-based models exhibit a substantial standard deviation, complicating the assessment of the models’ performance. As a consequence, we only make minor adjustments to the learning rate for these two models for both baseline and HiCL method.

segments from the same sequence. Intuitively, segments from the same sequence are likely to be more similar to each other than to a random segment. However, this is not always the case, as segments from the same sequence can have contrary meaning. Modeling this relationship is difficult because it has both a high degree of correlation, yet no clear relationship between segments. To tackle this problem, we instead focus on modeling the relationship between a sequence and its segments. This is more straightforward, as we know that $\text{seg}_{i,j}$ comes from seq_i , and therefore they naturally form an entailment relationship. By doing this, we also retain the information about whether two segments come from the same sequence. Figure 3 provides an overview of this variant framework.

We employ a third contrastive objective to model the entailment relationship. Specifically, a segment $\text{seg}_{i,j}$ is entailed by sequence seq_i but should not be entailed by $\text{seq}_k, \forall k \neq i$. Therefore, we treat $\text{seg}_{i,j}$ and seq_i as a positive pair, and all other sequences in the batch as negative pairs with $\text{seg}_{i,j}$. We optimize the following InfoNCE loss function:

$$\mathcal{L}_e = -\log \frac{e^{\text{sim}(h_{i,j}, h_i)/\tau}}{e^{\text{sim}(h_{i,j}, h_i)/\tau} + \sum_{k \neq i} e^{\text{sim}(h_{i,j}, h_k)/\tau}} \quad (3)$$

Overall objective of HiCLv2 The overall objective of HiCLv2 is a combination of local contrastive, global contrastive, and entailment loss, given by $\mathcal{L} = \alpha \mathcal{L}_l + \beta \mathcal{L}_e + (1 - \alpha - \beta) \mathcal{L}_g$, where α and β are the weights.

A.7 Computing Infrastructure

All models were trained on a single 48GB memory NVIDIA A40 GPU for one epoch, using the same initialization, i.e., the same random seed as used by all baselines, for one run. The server has the following configuration: Intel(R) Xeon(R) Gold 6226R CPU @ 2.90GHz x86-64 with CentOS 7 Linux operating system. PyTorch 1.7.1 is used as the programming framework.

Table 15: Results of various contrastive learning methods on seven semantic textual similarity (STS) datasets. We report average results across 3 runs with different initialization. Each method is evaluated on full test sets by Spearman’s correlation, “all” setting. **Bold** marks the best result among all competing methods under the same backbone model.

Method	STS12	STS13	STS14	STS15	STS16	STS-B	SICK-R	Avg.
SimCSE-BERT _{base}	67.41 \pm 1.2	79.63 \pm 2.4	72.06 \pm 2.7	79.71 \pm 2.0	77.77 \pm 1.0	75.44 \pm 2.2	69.69 \pm 1.2	74.53 \pm 1.8
+ HiCL	67.04 \pm 1.7	80.94 \pm 0.3	71.93 \pm 0.7	80.07 \pm 0.5	78.16 \pm 0.5	75.55 \pm 1.2	69.57 \pm 1.1	74.75 \pm 0.7 \uparrow
ESimCSE-BERT _{base}	70.07 \pm 1.9	81.95 \pm 1.8	75.35 \pm 1.9	82.85 \pm 0.6	79.44 \pm 0.8	79.66 \pm 0.7	70.93 \pm 0.3	77.18 \pm 1.1
+ HiCL	70.24 \pm 0.3	82.34 \pm 0.8	76.05 \pm 0.6	83.03 \pm 0.2	79.73 \pm 0.5	79.47 \pm 0.6	71.40 \pm 1.1	77.46 \pm 0.4 \uparrow
SNCSE-BERT _{base}	70.53 \pm 0.4	84.37 \pm 0.1	76.95 \pm 0.1	83.59 \pm 0.4	80.28 \pm 0.1	81.28 \pm 0.2	74.99 \pm 0.1	78.86 \pm 0.1
+ HiCL	70.87 \pm 0.3	84.48 \pm 0.2	76.84 \pm 0.2	83.21 \pm 0.2	79.61 \pm 0.3	80.87 \pm 0.3	74.85 \pm 0.2	78.67 \pm 0.1
SimCSE-BERT _{large}	70.03 \pm 0.9	82.55 \pm 1.2	74.34 \pm 1.6	82.96 \pm 0.9	77.86 \pm 0.9	79.09 \pm 1.2	70.44 \pm 4.4	76.75 \pm 0.9
+ HiCL	68.38 \pm 2.4	83.03 \pm 2.2	74.04 \pm 1.4	83.10 \pm 0.9	78.22 \pm 1.0	77.89 \pm 2.0	73.99 \pm 0.3	76.95 \pm 1.4 \uparrow
ESimCSE-BERT _{large}	72.25 \pm 0.9	84.77 \pm 0.8	76.69 \pm 0.8	84.38 \pm 0.6	79.40 \pm 0.6	80.36 \pm 0.7	74.37 \pm 0.7	78.89 \pm 0.7
+ HiCL	73.24 \pm 0.8	84.93 \pm 0.5	77.24 \pm 0.1	84.73 \pm 0.1	80.08 \pm 0.3	80.79 \pm 0.2	74.23 \pm 0.3	79.32 \pm 0.1 \uparrow
SNCSE-BERT _{large}	71.76 \pm 0.5	86.59 \pm 0.3	78.60 \pm 0.3	85.61 \pm 0.3	80.46 \pm 0.2	82.07 \pm 0.3	75.23 \pm 0.8	80.05 \pm 0.3
+ HiCL	72.34 \pm 1.0	86.61 \pm 0.3	78.52 \pm 0.1	85.43 \pm 0.2	80.47 \pm 0.4	82.14 \pm 0.3	75.43 \pm 0.5	80.13 \pm 0.3 \uparrow
SimCSE-RoBERTa _{base}	69.65 \pm 0.3	81.86 \pm 0.4	74.19 \pm 0.7	82.46 \pm 0.7	81.40 \pm 0.3	81.17 \pm 0.4	68.88 \pm 0.7	77.08 \pm 0.5
+ HiCL	69.02 \pm 0.6	81.94 \pm 0.4	74.05 \pm 0.5	82.66 \pm 0.6	81.62 \pm 0.7	81.20 \pm 0.6	68.87 \pm 0.7	77.05 \pm 0.5
ESimCSE-RoBERTa _{base}	69.49 \pm 0.5	81.42 \pm 0.7	73.76 \pm 0.4	81.88 \pm 0.6	80.98 \pm 0.4	80.62 \pm 0.3	68.74 \pm 0.6	76.70 \pm 0.4
+ HiCL	69.73 \pm 0.2	81.48 \pm 0.2	74.35 \pm 0.3	82.61 \pm 0.3	81.23 \pm 0.4	80.67 \pm 0.2	68.69 \pm 0.6	76.97 \pm 0.2 \uparrow
SNCSE-RoBERTa _{base}	70.47 \pm 0.2	83.27 \pm 0.4	76.15 \pm 0.4	84.13 \pm 0.1	81.48 \pm 0.7	81.83 \pm 0.5	73.18 \pm 0.9	78.65 \pm 0.3
+ HiCL	70.16 \pm 0.9	83.41 \pm 0.3	75.73 \pm 0.3	83.90 \pm 0.2	81.32 \pm 0.5	81.36 \pm 0.6	72.40 \pm 1.0	78.33 \pm 0.5
SimCSE-RoBERTa _{large}	71.13 \pm 0.8	83.33 \pm 0.5	75.69 \pm 0.3	84.04 \pm 0.5	80.74 \pm 0.5	81.97 \pm 0.4	71.13 \pm 0.3	78.29 \pm 0.2
+ HiCL	71.48 \pm 1.0	83.84 \pm 0.6	75.90 \pm 0.4	84.86 \pm 0.4	81.91 \pm 0.5	82.33 \pm 0.6	71.62 \pm 0.2	78.85 \pm 0.4 \uparrow
ESimCSE-RoBERTa _{large}	72.70 \pm 1.5	83.49 \pm 0.2	76.39 \pm 0.7	83.07 \pm 1.1	80.53 \pm 0.3	82.27 \pm 0.5	72.66 \pm 0.6	78.73 \pm 0.7
+ HiCL	72.46 \pm 0.7	83.74 \pm 0.6	76.29 \pm 0.4	84.56 \pm 0.0	81.20 \pm 0.2	82.89 \pm 0.6	71.58 \pm 0.7	78.98 \pm 0.4 \uparrow
SNCSE-RoBERTa _{large}	73.18 \pm 0.5	86.15 \pm 0.5	79.08 \pm 0.3	86.81 \pm 0.3	82.40 \pm 0.1	83.48 \pm 0.4	77.15 \pm 0.4	81.18 \pm 0.2
+ HiCL	72.99 \pm 0.7	85.74 \pm 0.6	79.07 \pm 0.7	86.45 \pm 0.2	82.77 \pm 0.4	83.70 \pm 0.7	77.84 \pm 0.5	81.22 \pm 0.5 \uparrow

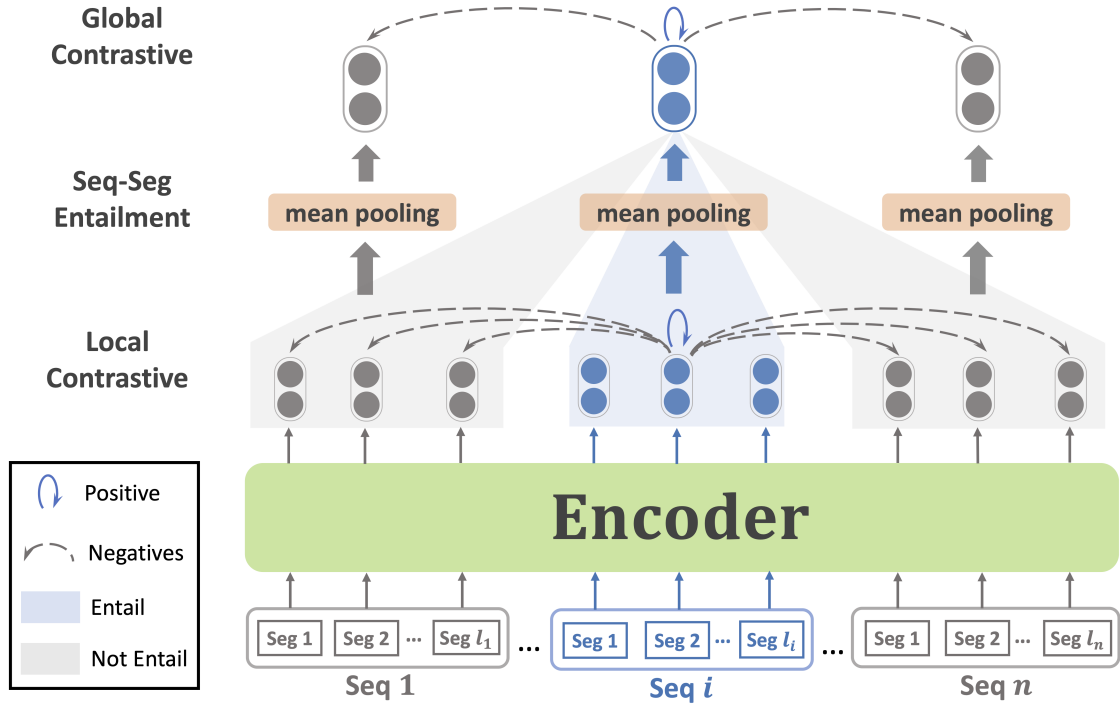


Figure 3: The overview of HiCLv2 framework with local contrastive, global contrastive, and sequence-segment entailment objective.