

Enhancing Column Generation by Reinforcement Learning-Based Hyper-Heuristic for Vehicle Routing and Scheduling Problems

Kuan Xu^a, Li Shen^b, Lindong Liu^{c*}

^aInternational Institute of Finance, School of Management, University of Science and Technology of China, 230026, P.R. China, mathkxu@mail.ustc.edu.cn

^bJD EXPLORE ACADEMY, 100000, P.R. China, mathshenli@gmail.com

^cInternational Institute of Finance, School of Management, University of Science and Technology of China, 230026, P.R. China, ldliu@ustc.edu.cn

Abstract: Column generation (CG) is a vital method to solve large-scale problems by dynamically generating variables. It has extensive applications in common combinatorial optimization, such as vehicle routing and scheduling problems, where each iteration step requires solving an NP-hard constrained shortest path problem. Although some heuristic methods for acceleration already exist, they are not versatile enough to solve different problems. In this work, we propose a reinforcement learning-based hyper-heuristic framework, dubbed RLHH, to enhance the performance of CG. RLHH is a selection module embedded in CG to accelerate convergence and get better integer solutions. In each CG iteration, the RL agent selects a low-level heuristic to construct a reduced network only containing the edges with a greater chance of being part of the optimal solution. In addition, we specify RLHH to solve two typical combinatorial optimization problems: Vehicle Routing Problem with Time Windows (VRPTW) and Bus Driver Scheduling Problem (BDSP). The total cost can be reduced by up to 27.9% in VRPTW and 15.4% in BDSP compared to the best lower-level heuristic in our tested scenarios, within equivalent or even less computational time. The proposed RLHH is the first RL-based CG method that outperforms traditional approaches in terms of solution quality, which can promote the application of CG in combinatorial optimization.

Key words: Column Generation; Reinforcement Learning; Hyper-Heuristic; Vehicle Routing Problems; Crew Scheduling Problems

*Corresponding author.

1 Introduction

Column generation (CG), also referred to as branch-and-price when integrated into a branch-and-bound framework, is first applied to cutting stock problems and had a great impact in the field of OR (Gilmore and Gomory, 1961, 1963). It solves problems with exponential large solution space by dynamically generating variables and has proven to be highly effective in tackling a diverse range of combinatorial optimization (CO) problems (Desaulniers et al., 2006). It decomposes the primary problem into two parts: a restricted master problem (RMP) that is consistent with the original linear program but limited to a subset of variables, and one or more pricing problems (PP) to generate new columns (representing variables) that enhance the current RMP solution. In most vehicle routing or crew scheduling applications, the problems are defined on a network. The master problem (MP) is a set partitioning or set covering problem with side constraints, where the variables are associated with vehicle routes or crew schedules. These variables, denoted as columns in CG, are generated by PP that corresponds to a shortest path problem with resource constraints (SPPRC) or elementary SPPRC (ESPPRC). An elementary path is a path in which all nodes are pairwise distinct.

It’s worth noting that the SPPRC is commonly known to be NP-hard (Dror, 1994) and needs to be solved in every iteration of CG. According to Václavík et al. (2018), the solution of PP consumes more than 90% of the CPU time in the CG process, so it is almost impossible to solve vehicle routing and scheduling problems as the problem size grows large. Researchers have been using various heuristic methods to speed up the PP by reducing the size of the pricing network (Mauro Dell’Amico et al., 2006; Alberto Santini et al., 2018; Desaulniers et al., 2008). And Morabit et al. (2023) propose a ML-based pricing heuristic and show that it can speed up the convergence of the CG process. But their ML model does not perform as well as a simple heuristic algorithm for VRPTW. So how to make full use of the advantages of different heuristic methods is worth studying.

In this work, we propose a hyper-heuristic method based on deep reinforcement learning, dubbed RLHH, embedded in the iterative framework of CG to enhance its performance for various vehicle routing and crew scheduling problems. Our method combines the powerful information extraction and generalization capabilities of neural networks with the theoretical advantages of the CG algorithm. Specifically, the method takes advantage of the solution information of RMP and features of pricing networks in PP to select the appropriate low-level heuristic algorithm, constructing a re-

duced network containing the edges that have a greater chance of being part of the optimal solution. The reduced network is used at each CG iteration if it generates a satisfactory column. Otherwise, we use the complete network, especially in the last iteration. In the RL context, we use a Double Deep Q Network algorithm (DDQN) with experience replay Mnih et al. (2015) to train a Q-function approximator which determines the optimal decision for the agent in each state.

We apply our proposed RLHH on two well-known CO problems: the vehicle routing problem with time windows (VRPTW) (Desrochers et al., 1992; Kohl et al., 1999) and the bus driver scheduling problem (BDSP) (Smith and Wren, 1988; Perumal et al., 2022), which have different network structures. Still, our RLHH method improves the CG performance by pruning pricing networks, making the method presented in this paper general enough for different problems. In the VRPTW experiments, RLHH achieves a 27.9% reduction in total cost within 75% of the computation time compared to the best low-level heuristic method. Similarly, in BDSP, the reductions in the total cost of up to 15.4% can be obtained within a comparable computational time. Moreover, our experiments illustrate that RLHH has a strong generalization capability to more challenging problems, in terms of problem structure and problem scale.

In the end, we summarize our main contributions as below:

- We propose a reinforcement learning-based hyper-heuristic (RLHH) method to enhance the column generation (CG) for combinatorial optimization (CO) problems. It shows the great potential of combining the stability and efficiency of OR algorithms with learning and generalization capabilities of RL models.
- We specify RLHH to solve two classic CO problems: VRPTW and BDSP. Compared with previous work, we consider the quality of the final solution in the reward function. The experimental results demonstrate that our method can achieve better solutions than a single heuristic method within the same or even shorter time frame.
- We conduct extensive experiments to show that RLHH has a strong generalization for problems with more complex structures or larger scales, which are rarely studied previously, and outperforms traditional methods.

2 Literature Review

Machine Learning (ML) for combinatorial optimization has recently received much attention (Bengio et al., 2021; Lombardi and Milano, 2018). Yan et al. (2020) describe how learning techniques and

paradigms are applied to CO, specifically Graph Matching. Routing problems, especially TSP and VRP, have been explored by a sequence of works (Vinyals et al., 2015; Khalil et al., 2017a; Kool et al., 2018). Most of these works follow an end-to-end approach, which is directly constructing solutions by ML models.

We focus on a literature series that exploits ML to assist optimization problem-solving. Many studies apply ML to branch-and-bound solvers, such as learning variable selection method (Khalil et al., 2016; Gasse et al., 2019; Gupta et al., 2022) and learning node selection (Furian et al., 2021). Khalil et al. (2017b) use ML models to dynamically decide whether to run a heuristic at each node of the search tree. And many researchers use ML to assist or control the local search (Ma et al., 2021; Hottung and Tierney, 2022; Ma et al., 2022), among which Lu et al. (2019) present the first RL framework that outperforms classical Operations Research (OR) solvers LKH3 on capacitated VRP. And Jacobs et al. (2021) solve robust optimization utilizing an RL-based heuristic method, Zhang et al. (2022) present an RL-based hyper-heuristic for CO problems with uncertain.

CG is an indispensable tool in CO to solve large-scale integer programming. Morabit et al. (2021) exploit supervised learning to select promising columns at each iteration in the CG procedure. The experiments show that their approach accelerates the CG algorithm by 30%. However, it requires labeled data generated by an extremely time-consuming mixed-integer linear program. Chi et al. (2022) use the RL model that avoids this problem, and the proposed selection module converged faster than the greedy column selection strategy. Babaki et al. (2022) propose a neural CG architecture to select columns in each iteration by imitation learning. Both Morabit et al. (2021) and Chi et al. (2022) use ML for column selection to speed up the CG procedure, while our method greatly accelerates the pricing problem, which usually consumes most of the computing time.

The most related to our proposed RLHH is Morabit et al. (2023), which proposes a new heuristic pricing algorithm based on ML to prune the pricing network and accelerate the PP. Similarly, Yuan et al. (2022) present a graph neural network-based pricing heuristic for railway crew scheduling problems (RCSP). They utilize supervised learning, which requires a large amount of labeled training data to be obtained in advance through the OR solver. Even so, the trained ML model does not perform as well as a heuristic method in VRPTW experiments (Morabit et al., 2023). And Qin et al. (2021) develops a reinforcement learning-based hyper-heuristic to solve the heterogeneous vehicle routing problem, which outperforms the existing meta-heuristic algorithms. We exploit different simple and effective low-level heuristic algorithms to construct an RL-based hyper-heuristic model. The training data is generated during the agent and environment interactions in the RL framework.

As a result, we can circumvent the issue of acquiring hard-to-obtain training data or dealing with low-quality labels often encountered in supervised learning.

3 Preliminaries

In this section, we initially present the fundamental concepts of CG along with the essential notation. Subsequently, we delve into the pricing problem that is the primary focus of this article: SPPRC. Finally, we provide a concise summary of RL terminology to enhance the comprehension of the RLHH method proposed in this paper.

3.1 Column Generation

Let us focus on the linear relaxation of the original integer programming, considering the following master problem (MP):

$$z_{MP}^* := \min_x \sum_{p \in \Omega} c_p x_p \quad (1)$$

$$\text{s.t.} \quad \sum_{p \in \Omega} \mathbf{a}_p x_p = \mathbf{b}, \quad (2)$$

$$x_p \geq 0, \quad \forall p \in \Omega, \quad (3)$$

where Ω is the set of variable indices, i.e., the set of feasible routes or schedules; $c_p \in \mathbb{R}$ represents the variable cost, $\mathbf{a}_p \in \mathbb{R}^m$ the constraints coefficients and $\mathbf{b} \in \mathbb{R}^m$ the constraints right-hand side vector. When $|\Omega|$ is prohibitively large so that the variables (columns) cannot be enumerated explicitly, we consider a restricted master problem (RMP) that only contains a subset $\mathcal{F} \subseteq \Omega$.

We optimize RMP at each CG iteration and get the optimal dual solution $\pi \in \mathbb{R}^m$ with respect to constraints (2). Then, the pricing problem (PP) is established using the dual values π to search for new columns with the least reduced cost:

$$\min_{p \in \Omega} c_p - \pi^T \mathbf{a}_p, \quad (4)$$

which is an ESPPRC in the VRPTW case or SPPRC in the BDSP case. If the new column has a negative reduced cost, it's added to the RMP to improve its solution further. Otherwise, RMP has captured all the necessary columns, which means the optimal solution of MP is obtained. **Finally, by limiting the variables of RMP to integers and solving the integer RMP (IRMP), we obtain a**

integer solution as the result of the experiment in this paper.

3.2 SPPRC Formulation

The standard SPPRC often appears in problems defined on acyclic networks, such as vehicle and crew scheduling problems of which BDSPP is a special case (Haase et al., 2001) and aircrew rostering problem (Gamache et al., 1999). Another well-known variant is the elementary SPPRC (ESPPRC) occurring in vehicle routing problems (an elementary path is a path in which all nodes are pairwise different) (Costa et al., 2019), which is more challenging.

Let $G = (V, E)$ be a directed graph with a set of nodes V that include the source and destination nodes denoted by s and t respectively, E the set of edges. And let R the set of resources. Notably, the number of edges in the pricing network $|E|$ is proportional to n^2 , where n is the number of customers in VRPTW or trips in BDSPP. In a full CG process, it may be necessary to solve PP hundreds of times. It is highly non-trivial to derive a suitable reduced network to solve PP more efficiently. Without acceleration techniques, it is almost impossible to obtain quality solutions in an acceptable computation time (Desaulniers et al., 2006).

The PP aims to find the optimal column (i.e. route or schedule) on network G that satisfies the resource constraint, so we call G the pricing network. For each node $i \in V$, let T_i^r represents the value of resource $r \in R$ accumulated on a partial path from node s to i , constrained by the resource windows $[\underline{w}_i^r, \bar{w}_i^r]$. For each edge $(i, j) \in E$, we define the cost c_{ij} and the consumption for each resource $t_{ij}^r \in \mathbb{R}, r \in R$. Let X_{ij} be the decision variables of the model, which represent the flow on the edges $(i, j) \in E$. The PP for each iteration is then formulated as the following SPPRC:

$$\min \sum_{(i,j) \in E} c_{ij} X_{ij} \quad (5)$$

$$\text{s.t.} \quad \sum_{j \in V} X_{sj} - \sum_{j \in V} X_{js} = 1, \quad (6)$$

$$\sum_{j \in V} X_{ij} - \sum_{j \in V} X_{ji} = 0, \quad \forall i \in V \setminus \{s, t\}, \quad (7)$$

$$\sum_{j \in V} X_{tj} - \sum_{j \in V} X_{jt} = -1, \quad (8)$$

$$X_{ij}(T_i^r + t_{ij}^r) - T_j^r \leq 0, \quad \forall (i, j) \in E, \quad (9)$$

$$\underline{w}_i^r \leq T_i^r \leq \bar{w}_i^r, \quad \forall r \in R, \forall i \in V, \quad (10)$$

$$X_{ij} \in \{0, 1\}, \quad \forall (i, j) \in E, \quad (11)$$

where the objective (5) represents the total cost of the path, constraints (6)-(8) ensure the flow conservation along the path, while constraints (9) model the resource consumption for each resource $r \in R$ on edge $(i, j) \in E$. Constraint (10) restricts the resource values accumulated in the resource intervals at each node. The last constraints (11) are the binary requirements on the decision variables X_{ij} .

The dual values π are used to find new paths (i.e., columns in CG terminology) in a pricing network at each CG iteration. Consider a new path $p \in \Omega$ covering a set of edges denoted as E_p and servicing a set of customers denoted as V_p . Then if we add a path p , the amount of change that will bring to the total cost (i.e., the reduced cost) is:

$$\Delta_p = \sum_{(i,j) \in E_p} c_{ij} - \sum_{v \in V_p} \pi_v. \quad (12)$$

We define a binary parameter ρ_{ij}^k , taking value 1 if the edge $(i, j) \in E$ contributes to the master problem constraint k , 0 otherwise. Then the reduced cost Δ_p can be rewritten as follows:

$$\Delta_p = \sum_{(i,j) \in E_p} c_{ij} - \sum_{(i,j) \in E_p} \sum_{k \in V_p} \rho_{ij}^k \pi_k = \sum_{(i,j) \in E_p} \left(c_{ij} - \sum_{k \in V_p} \rho_{ij}^k \pi_k \right). \quad (13)$$

For each edge $(i, j) \in E$, we define the modified cost on it as $\bar{c}_{ij} = c_{ij} - \sum_{k \in V} \rho_{ij}^k \pi_k$.

Therefore, solving problem (5)-(11) by using the modified costs in (5) yields a column with the least reduced cost. The SPPRC and ESPPRC are typically solved by dynamic programming based approaches. We employ a labeling algorithm proposed in Tilk et al. (2017) in our experiments. We would like to mention that our RLHH framework is applicable regardless of the specific algorithm used for PP.

3.3 RL Terminology

Reinforcement learning is a branch of machine learning concerned with the study of sequential decision-making tasks. It frames the learning problem as an agent interacting with an environment over discrete time steps. At each time step t , the agent observes the representation of the current environment state $S_t \in S$, selects an action $A_t \in A(S_t)$, and receives a scalar reward $R_{t+1} \in R$ from the environment. The objective of the agent is to learn a policy $\pi_t(a|s) = Pr\{A_t = a|S_t = s\}$ that maximizes the expected cumulative reward over time. A transition is denoted by (s, a, r, s') , where s, a and r are the state, action and reward of the current step respectively, and s' is the

next state after the agent executes the action a . We use an experience replay buffer M to store the transition data generated during the interaction. RL encompasses exploration strategies to balance the trade-off between gathering information about the environment (exploration) and exploiting known knowledge to maximize rewards (exploitation).

4 Methodology

Our goal is to achieve a reduced SPPRC network by selecting the best heuristic method to retain the most promising arcs. This significantly enhances the efficiency of finding new columns in each step of the CG iteration process. It is a sequential decision task, which can be modeled as Markov decision process and solved by RL algorithm.

4.1 Low-level Heuristics

Due to the difficulty of the problem, many SPPRC heuristics have been proposed in the literature. Desaulniers et al. (2008) relax the dominance rule by only dominating on a subset of the resources when solving with a labeling algorithm. And several strategies are based on reducing the size of the pricing network, which is the focus of this article. Below we describe in detail the five low-level algorithms we use.

BestEdges1 (BE1). Mauro Dell’Amico et al. (2006) utilize a CG-based approach to solve the Vehicle Routing Problem with Simultaneous Distribution and Collection, which is the variation of the capacitated vehicle routing problem. They remove edges that satisfy:

$$c_{ij} > \alpha_1 \pi_{max}, \text{ where } \pi_{max} = \max_k \{\pi_k\}, \quad (14)$$

where $\alpha_1 \in (0, 1)$ is a parameter and π is the dual values. This approach may be more suitable for the relatively significant cost difference between edges. And the parameter α_1 is to find a trade-off between the quality of the solution and the speed of solving the PP.

BestEdges2 (BE2). Alberto Santini et al. (2018) solve the problem of designing a container liner shipping feeder network using a CG-based algorithm. In the PP, they sort the edges by their reduced cost \bar{c}_{ij} and only keep the $\alpha_2|E|$ ones with the lowest value, where $\alpha_2 \in (0, 1)$ is a parameter (ratio). Different from BE1, this method considers the modified edge cost, which contains the original cost

and dual information of the RMP. So in a sense, BE2 uses more information than BE1, and we also find that the effect of BE2 is indeed better in our experiments (see Section 5 for details).

BestEdges3 (BE3). Desaulniers et al. (2008) exploit a CG-based method to solve the VRPTW. In order to accelerate the solution of PP, they proposed a strategy to prune the pricing network: sort the incoming and outgoing edges of each customer node by their reduced cost \bar{c}_{ij} , where only N in-edges and N out-edges with the least reduced costs are kept. The most significant difference between this approach and the previous two is that it takes into account all customer nodes, ensuring that each customer has the potential to be served in the PP.

BestNodes (BN). In addition to BE2, Alberto Santini et al. (2018) suggest another way to obtain a reduced network based on the dual values π . Firstly, normalize π into the interval $[0, \beta]$ according to the formula (15), where β is a parameter.

$$\pi'_k = \beta \cdot \frac{\pi_k - \pi_{min}}{\pi_{max} - \pi_{min}}, \quad \beta \in (0, 1). \quad (15)$$

Let \bar{i} and \underline{i} the costumers corresponding, respectively, to π_{max} and π_{min} . Then edge (i, j) is removed with a probability directly proportional to the dual value of its target node, with edges incoming to \underline{i} having probability 0, and edges incoming to \bar{i} having probability β . This sparsification method only considers the dual values from the RMP, independently from the original cost of edges. It seems effective in cases where the edge cost of the original network is uniformly distributed, and the dual value plays a decisive role.

BestPaths (BP). There is a heuristic algorithm based on the shortest path problem without negative cost that is mentioned in Desaulniers et al. (2006). It needs to normalize \bar{c} into the interval $[-1, 1]$ first and then set all negative ones to 0, as shown in formula (16).

$$\bar{c}'_{ij} = \max \left(0, \frac{(\bar{c}_{ij} - \bar{c}_{min}) - (\bar{c}_{max} - \bar{c}_{ij})}{\bar{c}_{max} - \bar{c}_{min}} \right), \quad (16)$$

where $\bar{c}_{max} = \max_{(i,j) \in E} \{\bar{c}_{ij}\}$ and $\bar{c}_{min} = \min_{(i,j) \in E} \{\bar{c}_{ij}\}$ represent the maximum and minimum edge modified costs in the pricing network respectively. Finally, compute K shortest paths (K is a parameter) on the normalized network and obtain a reduced network that only contains the edges that belong to these paths. Obviously, this method is more time-consuming than the other four, as Figure 3 confirms.

Last but not least, the parameters in these low-level heuristics are time-evolving. In order to consider solving quality and speed, we try different values of parameters successively. In all experiments for VRPTW and BDSP, we took parameter values according to Table 1. If all parameter values are tried and no column with a negative reduction cost is found, the heuristic fails and we use the complete network.

Table 1: The parameter values we used in the experiment

Name	Parameter	Values
BE1	α_1	[0.1, 0.3, 0.5, 0.7]
BE2	α_2	[0.1, 0.2, 0.3]
BE3	N	[0.3, 0.5, 0.7] * $ V $
BN	β	[0.9, 0.7, 0.3]
BP	K	[3, 5, 7, 9]

4.2 RLHH Framework

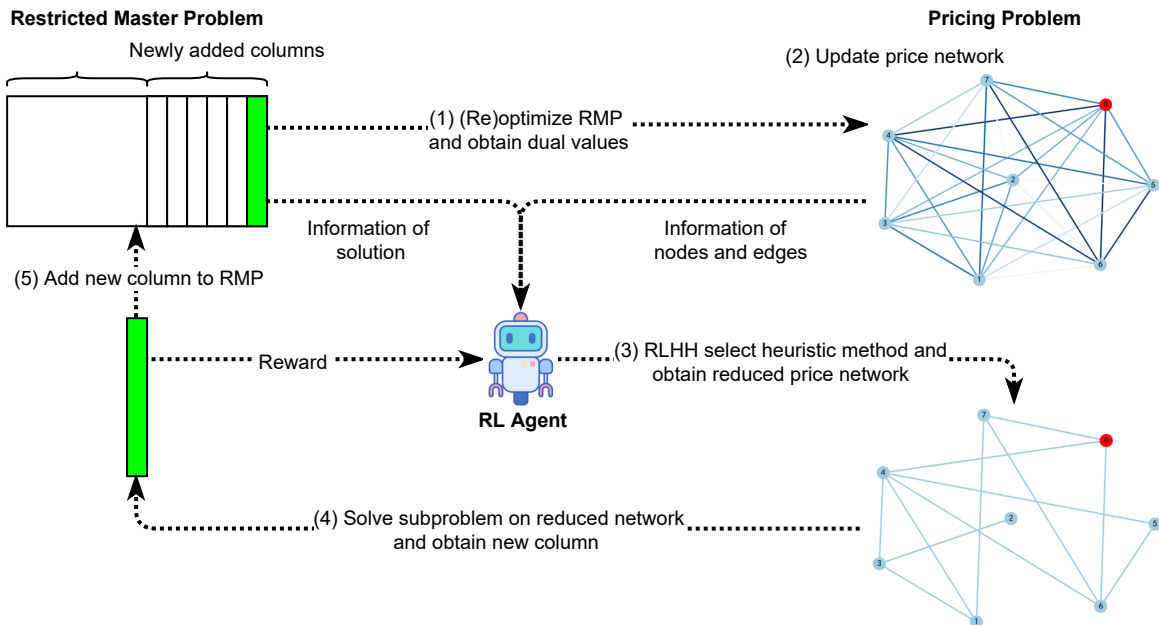


Figure 1: Our RL-based hyper-heuristic framework in column generation

The RL-based hyper-heuristic (RLHH) framework in CG (see Figure 1) combines the strength of heuristics, which are powerful since they are custom-made for vehicle routing and scheduling

problems, with the learning and generalization capabilities of RL. For the RL model, the CG process as the environment and low-level heuristics constitute our action space. These heuristics generate reduced networks based on their rules and are computationally light. The state includes solution information of RMP and features of the pricing network in PP. With the current state as input, a neural network produces the action score vector, and the weights of the neural network are trained by the DDQN algorithm with experience replay (Mnih et al., 2015). As shown in Section 5, whether it is VRPTW or BDSP, our RL model can distinguish the efficient low-level heuristic in each CG iteration step to generate new valid columns that ultimately leads to excellent integer solutions.

State Space. In RLHH, the environment is the CG solution process corresponding to a given problem instance. Each state includes features from the current relaxation solution and individual pricing network. Features used for VRPTW and BDSP considered in this paper:

- Current objective value / initial objective value
- Sum of fractional solutions / number of fractional solutions
- Number of fractional solutions / number of variables
- Statistics and information entropy for dual values, cost and reduced cost of edges
- For each resource, the Coefficient of Variation of the resource consumption along edges

Action Space. The agent selects an action $a_t \in \{BE1, BE2, BE3, BN, BP\}$ at each CG iteration, and then we compute the reduced network using the corresponding heuristic. The parameters in these heuristic methods are time-evolving. Taking BE1 as an example, we observe that the algorithm finds a lot of negative reduced cost columns, including the optimal one at the first iteration, with $\alpha_1 = 0.1$. However, if the value of α_1 is left unchanged, the algorithm fails to find negative reduced cost columns in the subsequent runs. Therefore, we sequentially increase the value in the subsequent trials. If no column with negative reduced cost is found with $\alpha_1 = 0.7$, the heuristic method fails, and we use the complete network.

Reward Function. In previous work, Chi et al. (2022) use an advantage-based reward function $(\text{obj}_{t-1} - \text{obj}_t) / \text{obj}_0$, where obj_t is the objective value of the RMP $_t$. It focuses on the quality of the solution improvement at each iteration, i.e., the change in the RMP objective value. We observe

that actions often achieve significant cost reductions in early iterations while doing so becomes increasingly difficult in later steps. In particular, the potential for objective value reduction, and the magnitude of that reduction, decreases with each iteration. Therefore, it seems unfair to give larger rewards for early actions.

In the CG solution framework, we encourage the RL agent to choose the action that can generate a reduced network containing negative reduced cost columns. So we set the step reward r_t as follows:

$$r_t = \begin{cases} 1 & \text{if agent find a column and improve the RMP solution} \\ 0 & \text{if agent find a column but not improve the RMP solution} \\ -1 & \text{if agent can not find a new column in the reduced network} \end{cases}$$

And more importantly, we want to end up with a good solution. Therefore, at the end of an episode, we use integrality gap to measure the quality of the integer solution:

$$r_T = 100^{GAP}, \text{ where } GAP = \frac{\text{obj}_{int}}{\text{obj}_{frac}},$$

where obj_{int} and obj_{frac} represent the objective value of the integer solution and the relaxed solution respectively. Compared with previous work, we not only consider the performance of the agent in the intermediate steps but also consider the final solution quality. Therefore, their approach merely accelerates CG, whereas our method not only speeds up the process but also attains higher-quality solutions.

Training and Execution. The RL agent is represented as a value function $Q(s, a)$ related to state s and action a , and corresponds to the heuristic selection module in the CG iteration for PP. At each iteration, the agent selects an action according to the state and acquires reward feedback from the PP solution. The Q function is defined as the expectation of discounted cumulative rewards, as denoted in Equation (17), where γ is the discounted factor, t is the time step, R is the reward and π is the policy. The details of the training process are shown in Algorithm 2 of Appendix A.

$$Q^\pi(s, a) = E[R_t + \gamma R_{t+1} + \gamma^2 R_{t+2} + \dots | S_t = s, A_t = a, \pi]. \quad (17)$$

Algorithm 1 shows how a trained RLHH agent is applied in CG to solve CO problems. The initialization steps 1-2 add an initial set of columns (for instance, in VRPTW, we start with a separate vehicle for each customer) into the basis and build the first pricing network from dual

Algorithm 1 RLHH: RL-based hyper-heuristic in Column Generation

Input: Problem instance & trained Q-function

Output: Integer solution of the original CO problem

- 1: Let $t = 0$; Build the RMP₀ with initial columns
 - 2: Solve RMP₀; Use dual values to get the complete pricing network.
 - 3: Calculate initial state s_0 .
 - 4: **while** exist new columns with negative reduced cost **do**
 - 5: $a_t^* = \arg \max_{a_t \in A_t} Q(s_t, a_t)$;
 Utilize selected low-level heuristic to get a reduced network.
 - 6: Attempt to find a new negative reduced cost column in the reduced network.
 - 7: **if** not found **then**
 - 8: Find a new negative reduced cost column in the complete network.
 - 9: **end if**
 - 10: Add new column to RMP_t and solve RMP_{t+1};
 - 11: Solve RMP_t; Use dual values to get the complete pricing network.
 - 12: Calculate next state s_{t+1} .
 - 13: Set $t = t + 1$
 - 14: **end while**
 - 15: Set the variable to integer type and solve.
 - 16: **return** Final IRMP solution
-

values. In the while loop, the RL agent selects the best action from the candidate low-level heuristic method and gets a reduced network. Then we attempt to find a new column in the reduced network with a negative reduced cost, which could theoretically reduce the value of the objective function. If that fails, we go to Step 8 to find such a new column on the complete network. The RMP is updated in the same way as the traditional CG method. Finally, the variable is set to the integer type, and the original integer programming is solved.

5 Experiments

The proposed framework can be applied to various routing problems and scheduling problems. In this paper, we choose two classic cases for experiments, namely VRPTW and BDSP. In recent

years, VRPTW is increasingly becoming an invaluable tool for modelling all aspects of supply chain design and operation. BDSF is an important problem in urban mass transit. As long as appropriate modelling methods are adopted, our method can be directly applied to other scheduling problems, such as RCSP. Routing problems (such as VRPTW) and scheduling problems (such as BDSF) have different network structures. Still, our RLHH method improves CG performance by selecting promising edges, making the methods described in this paper general enough to be applied to different problems.

We follow Morabit et al. (2021) by focusing on solving the root node of the branch-and-price (B&P) search tree, while the proposed RLHH strategy is also applicable to other nodes. We compare the five low-level heuristics described in section 4.2 and report two metrics (bound and running time) to show that our method can obtain better integer solutions (upper bounds) in less time. During the B&P process, a node can be safely pruned without further expansion if its lower bound is no better than the global upper bound, thus significantly reducing the search time for the optimal solution.

We use a single RTX 3060 GPU for RL training, implemented with Python 3.7 and PyTorch 1.10.0. And we use Gurobi 9.1.2 to solve the final IRMP. All experiments are implemented on a personal computer with an i7-11700 CPU at 2.5GHz and 16 GB RAM. A full training session consists of 10,000 episodes and takes about 50 hours.

5.1 Vehicle Routing Problem with Time Windows

VRPTW is an extension of the capacitated vehicle routing problems, with the vehicle must begin service within the customer’s time window. It aims to find feasible routes (each route requires a vehicle) to deliver goods to a geographically dispersed group of customers while minimizing total travel costs. A feasible route is issued from the depot, going to the depot, and satisfying capacity and time window constraints. The most efficient methods to solve this problem are based on CG. We can model the problem as MP in Section 3.1, and each column corresponds to a feasible route (see Appendix B for details).

Datasets. We use the well-known Solomon benchmark Solomon (1987) for training and testing data. This dataset contains six problem types (C1, C2, R1, R2, RC1, RC2), and each type has 8–12 instances with 100 customers. “C” refers to geographically clustered customers, “R” refers to randomly placed customers, and “RC” refers to a mixture. The category “1” and “2” represent

Table 2: VRPTW: The objective values of integer solution for all small-size R2 instances (in parentheses is the solving time in seconds). The last column represents the ranking of RLHH among all the methods.

No.	instance	n	BE1	BE2	BE3	BN	BP	RLHH(Ours)	Rank
1	r203	25	669.77 (12)	669.04 (58)	768.30 (67)	689.00 (79)	714.12 (256)	520.25 (46)	1
2	r202	30	440.98 (13)	522.45 (65)	509.47 (14)	516.33 (45)	639.64 (62)	480.86 (28)	2
3	r201	27	520.28 (5)	506.05 (5)	506.71 (7)	506.05 (8)	507.69 (11)	504.17 (7)	1
4	r209	31	715.36 (12)	788.04 (22)	858.35 (81)	820.94 (32)	1160.49 (132)	819.72 (7)	3
5	r208	28	1291.17 (600)	1113.49 (540)	1291.17 (590)	1291.17 (600)	1232.41 (600)	1200.78 (4)	2
6	r204	32	1504.75 (600)	1221.90 (31)	1504.75 (600)	1504.75 (600)	1408.62 (600)	1139.31 (8)	1
7	r202	25	559.35 (6)	499.75 (11)	550.35 (12)	543.28 (22)	552.21 (29)	496.58 (13)	1
8	r211	34	1151.35 (161)	1210.89 (70)	1626.38 (600)	1352.74 (326)	1488.33 (600)	1467.85 (7)	3
9	r209	25	821.21 (5)	739.32 (16)	1121.88 (47)	917.29 (12)	868.09 (63)	643.02 (7)	1
10	r202	27	490.71 (9)	463.77 (22)	577.41 (9)	549.26 (34)	684.89 (53)	533.66 (14)	3
11	r210	28	786.53 (11)	660.88 (34)	903.06 (17)	847.16 (40)	775.87 (75)	657.92 (5)	1
12	r211	26	1018.51 (92)	1085.38 (158)	1268.52 (600)	1253.23 (129)	1148.47 (242)	1007.23 (2)	1
13	r202	28	534.73 (10)	543.75 (46)	537.56 (13)	468.72 (53)	526.55 (53)	456.28 (30)	1
14	r209	26	627.79 (7)	766.72 (10)	723.77 (50)	760.53 (14)	747.84 (76)	704.66 (9)	2
15	r201	32	583.40 (7)	545.18 (12)	573.84 (8)	545.12 (15)	564.58 (23)	561.28 (11)	3
16	r203	29	876.79 (34)	817.75 (43)	792.64 (64)	876.15 (42)	1267.10 (78)	608.75 (45)	1
17	r205	33	912.83 (342)	685.97 (199)	1045.75 (239)	957.57 (440)	1055.67 (289)	839.28 (59)	2

narrow time windows/small vehicle capacity and large time windows/large vehicle capacity, respectively. They represent different problem structures, where the category “2” is more challenging. From each of the original Solomon instances, we can generate smaller instances by considering only the first $n < 100$ customers.

We use small-size instances from types C1, R1 and RC1 for training. On each episode, we choose one of all instances of the three types with equal probability and consider the first n customers, where n is uniformly sampled from 25 to 35. To test the generalization ability of our model, we consider two sets of instances: (1) small-size ($25 \leq n \leq 35$) instances from types C2, R2 and RC2;

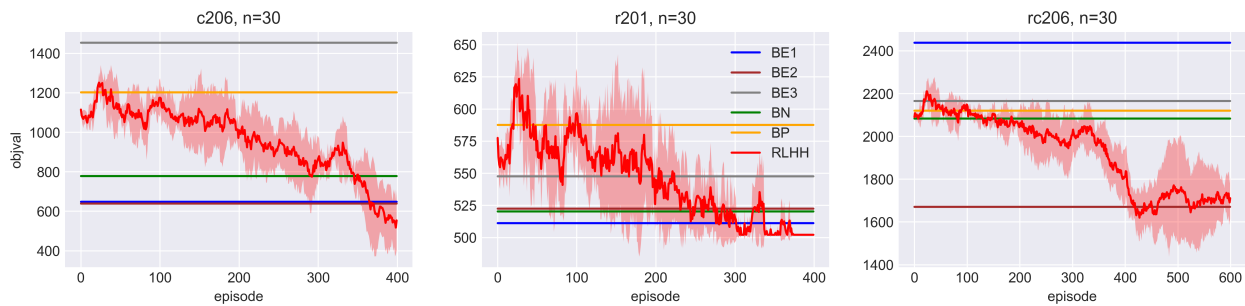


Figure 2: VRPTW: training curves of RL agent for fixed instances

(2) large-size ($n = 50, 75, 100$) instances from all six types.

Training Process. We fix a problem instance to observe the performance of the RL agent in the training process. That is, in every episode, RL is solving the same VRPTW instances. We know that CG is an exact method for solving LP, so no matter what heuristic is used, the algorithm will eventually converge to the same relaxation objective value. However, since different heuristics produce different feasible routes in each CG iteration, the final integer solution may vary. At the end of each episode, we calculate the integer solution value of the original problem. As shown in Figure 2, we draw the training curves of RL agent for fixed instances. The red solid lines representing the average value using different random seeds, and the shaded region surrounding each line represents the range within one standard deviation above and below the mean. The results indicate that the RL agent does not perform as well as most low-level heuristic methods when approaching a random selection strategy in the early stage. But over the course of training, the RL agent gradually learns how to select the appropriate low-level heuristic in each iteration and can exceed all baselines after about 400 episodes.

Test Results. We evaluate the performance of the different methods using 50 small-size test instances sampled from types C2, R2, and RC2. The detail results of type R2 are shown in Table 2. For results of other types, please refer Table 6 in Appendix D. For most instances, the RLHH method obtains the best integer solution and remains in the top 3 for all instances. The inclusion of computational time within parentheses significantly reduces, and all instances are solved within 1 minute by RLHH, while other methods may still remain unresolved after 10 minutes (the given time limit in small-size instances). Although RL’s agent only used C1, R1 and RC1 training data, it far outperforms other methods in C2, R2, RC2 instances, achieving the best results in most instances, which shows that RLHH has good generalization for problem structure.

In addition, we generalize the trained model on small-size instances from types C1, R1 and RC1 to large-size ($n \in \{50, 75, 100\}$) instances from all types. We set the total solving time limit to 1 hour in this part of experiments. For all instances of a fixed type and size, we calculate the average of their objective values and report the mean computation time in minutes (see Table 3). The last two columns show the reduction of the objective value gained and the speedup in comparison with the best-performing baseline heuristic method in each case. For type C2 with $n = 75$, the RLHH obtains the reduction in the objective value of up to 27.87% within only 74.6% computation time (i.e. 1.34 times faster).

Table 3: VRPTW: The average objective values for large-size instances (in parentheses is the solving time in minutes). Speedup is the ratio between the solving time of the best baseline and our method.

Type	n	BE1	BE2	BE3	BN	BP	RLHH(Ours)	Gain (%)	Speedup
C1	50	479.59 (2.3)	487.16 (1.4)	484.88 (3.1)	447.51 (2.6)	482.20 (3.1)	461.80 (2.3)	-3.19	1.1 ×
C1	75	811.97 (18.8)	776.63 (11.5)	781.43 (26.8)	816.62 (26.1)	801.36 (25.2)	776.60 (23.0)	0.00	0.5×
C1	100	949.65 (29.1)	924.07 (23.9)	962.20 (43.7)	1017.13 (36.1)	1337.58 (37.7)	919.42 (35.9)	0.50	0.7×
C2	50	1461.24 (15.2)	1080.63 (3.5)	1461.22 (12.1)	1293.50 (19.2)	1379.02 (19.9)	1118.97 (2.1)	-3.55	1.6 ×
C2	75	2823.63 (31.9)	2310.73 (18.1)	2842.39 (24.3)	2879.89 (33.9)	2649.13 (43.0)	1666.66 (13.5)	27.87	1.3 ×
C2	100	3462.20 (37.4)	2828.73 (28.8)	3325.89 (38.2)	4062.15 (52.6)	4108.05 (56.0)	2598.43 (31.9)	8.14	0.9 ×
R1	50	916.89 (0.7)	918.65 (0.6)	923.25 (0.9)	917.47 (1.4)	941.99 (2.0)	900.45 (0.6)	1.79	1.1 ×
R1	75	1244.93 (4.5)	1260.64 (3.0)	1291.90 (5.3)	1254.84 (7.8)	1300.88 (11.6)	1253.08 (3.1)	-0.65	1.4 ×
R1	100	1520.71 (20.8)	1569.93 (9.1)	1559.86 (21.5)	1610.02 (29.1)	1812.55 (35.0)	1552.53 (10.6)	-2.09	2.0 ×
R2	50	2048.09 (40.8)	1638.07 (14.9)	2289.24 (45.8)	2078.57 (33.2)	2300.92 (50.0)	1632.37 (5.6)	0.35	2.7 ×
R2	75	3566.78 (53.3)	2828.35 (32.3)	3600.78 (54.3)	3538.96 (52.0)	3525.12 (55.5)	2818.15 (33.5)	0.36	1.0×
R2	100	4678.47 (55.8)	4223.64 (46.8)	4633.36 (55.6)	4689.24 (56.6)	4480.23 (58.6)	4184.69 (47.2)	0.92	1.0×
RC1	50	1421.91 (1.3)	1134.31 (0.8)	1429.31 (1.4)	1271.90 (1.7)	1410.54 (2.5)	1165.87 (0.8)	-2.78	1.0 ×
RC1	75	1505.07 (7.3)	1643.00 (3.8)	1635.30 (5.7)	1654.54 (9.4)	1644.06 (12.7)	1500.41 (2.7)	0.31	2.7 ×
RC1	100	1922.00 (16.1)	1882.32 (8.4)	1971.17 (14.4)	1968.17 (24.3)	2258.36 (30.1)	1886.23 (8.3)	-0.21	1.0 ×
RC2	50	3464.67 (31.1)	3288.29 (23.0)	3579.94 (33.2)	3614.39 (30.8)	3392.25 (38.7)	3134.03 (2.0)	4.69	11.4 ×
RC2	75	4350.91 (38.6)	4245.13 (28.1)	4514.18 (39.8)	4535.39 (37.2)	4425.03 (51.3)	4173.75 (21.0)	1.68	1.3 ×
RC2	100	5867.65 (52.0)	5302.88 (36.4)	5805.75 (51.6)	5864.54 (53.8)	5934.63 (55.7)	5297.46 (38.1)	0.10	1.0×

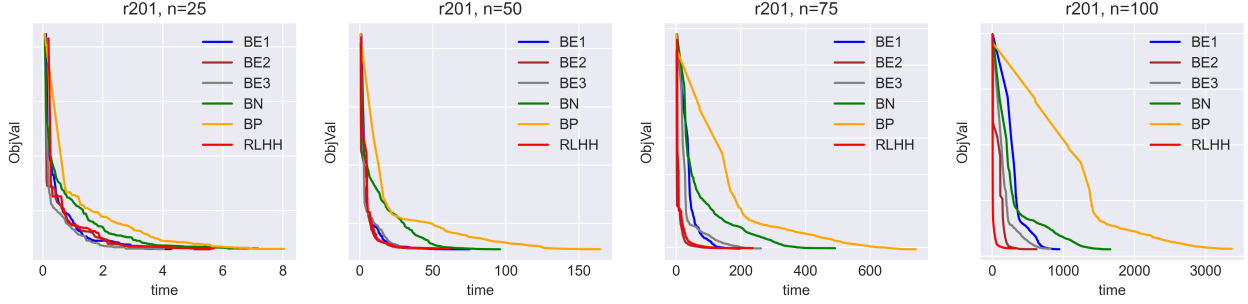


Figure 3: VRPTW: Iteration process of all methods under different size (time is in seconds)

According to the results, our approach significantly improves the best low-level heuristic in most cases. It shows that our method successfully combines the strength of OR heuristics with the generalization capabilities of RL, learning how to select the appropriate low-level heuristic in each CG iteration. Furthermore, we test some larger instances with $n \geq 100$ to show the generalization capability of our method in problem size (see Table 7 in Appendix D).

Convergence Process. We record the objective values of the RMP at each CG iteration for the given method using *r201* as a test instance, considering instance size from 25 to 100 (see Figure 3). There is little difference between the methods when $n \leq 50$, with BP and BN performing slightly worse. However, when the number of customers grows large, the advantages of RLHH become evident. In the case of $n = 100$, our method surpasses all others and only converges about 1/2 CPU time of the best low-level heuristic BE2. RLHH dominates almost all other methods throughout the CG iterations in large-size situations. It means that if CG had to be terminated early, RLHH would produce the best (minimum) objective value compared to other methods.

5.2 Bus Driver Scheduling Problem

BDSP, a kind of important problem in the field of public transport, aims to develop a set of schedules (each schedule requires a bus driver) that cover all timetabled bus trips and abide by various labor union regulations. A feasible driver schedule consists of trips with enough free time between trips for drivers to change shifts and total working hours that meet labor law requirements. The goal of BDSP is to use the fewest drivers to complete a certain number of trips and minimize the total working time of all drivers. We can model the problem as MP in Section 3.1, and each column corresponds to a feasible schedule (see Appendix C for details).

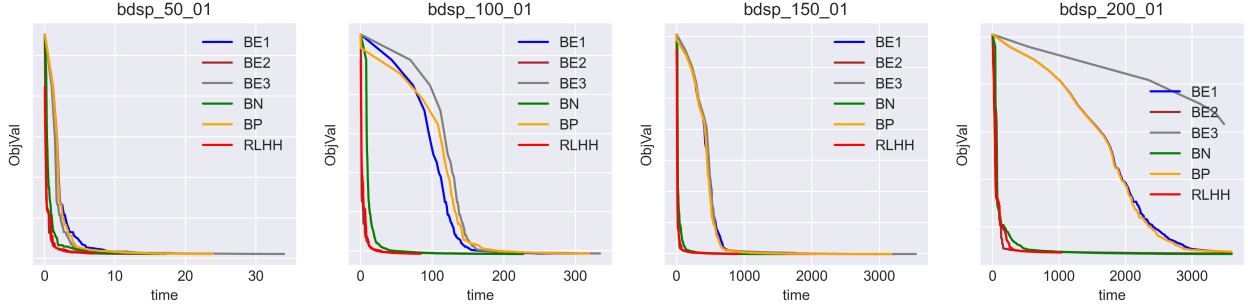


Figure 4: BDSP: Iteration process of all methods under different size instances (time is in seconds)

Datasets. As far as we know, there is no public data set for BDSP, so we construct a random data generator referring Haase et al. (2001). By taking a total number of trips as an input, the trips are randomly distributed over time, with more trips during peak hours. Specifically, the starting hour of each trip is determined according to the probability distribution given in Table 5 of Appendix C, and the starting minute is uniformly distributed. Then we randomly sample an integer between 60 and 90 as the duration (in minutes) for each trip. We generate instances with $50 \leq n \leq 60$ for training, and $30 \times 5 = 150$ new instances with $n \in \{50, 75, 100, 150, 200\}$ are generated for testing. We set the solution time limit to 10 minutes for instances with $n \leq 100$ and 1 hour for larger-size instances.

Test Results. As before, Table 4 shows the average objective value for different size instances. It illustrates that the RLHH performs better on large-size problem instances. When $n \geq 100$, RLHH exceeds the other methods, and the objective value at $n = 200$ is 15.41% lower than the best low-level heuristic, which is a great improvement. And in average, the RLHH is faster than the best baseline for instances of all sizes (when $n = 200$, none of the methods can complete CG process in limited time).

Table 4: BDSP: The average objective values for test instances (in parentheses is the solving time in minutes). Speedup is the ratio between the solving time of the best baseline and our method.

n	BE1	BE2	BE3	BN	BP	RLHH(Ours)	Gain (%)	Speedup
50	6736 (1.4)	5644 (0.7)	5972 (0.6)	5605 (0.6)	6542 (0.8)	5627 (0.2)	-0.39	2.3 ×
75	12829 (6.8)	7538 (3.6)	11307 (5.2)	10039 (4.1)	11389 (5.4)	7995 (1.9)	-6.06	1.9 ×
100	15252 (10.4)	10796 (9.9)	14837 (10.3)	11958 (10.8)	18097 (10.1)	9933 (8.2)	7.99	1.2 ×
150	18887 (57.7)	14597 (60.0)	20926 (60.0)	19005 (60.0)	17681 (58.3)	13552 (57.9)	7.16	1.0 ×
200	26303 (60.0)	27858 (60.0)	42671 (60.0)	22762 (60.0)	25441 (60.0)	19255 (60.0)	15.41	1.0 ×

Convergence process. The CG process of different methods, considering instance size from 50 to 200, is shown in Figure 4. The names of the instances are written in the form “bdsp_*Size*_*Id*”, where *Size* is the number of trips, and *Id* is the instance identifier. Similar to BE2 and BN, RLHH converges quickly and is significantly better than other methods.

6 Conclusion

In this study, we provide a way of combining the strength of OR heuristics with the learning and generalization capabilities of RL models. Specifically, we propose an RL-based hyper-heuristic enhancing the CG method for vehicle routing and scheduling problems, where the PP is a SPPRC or its variants defined on a network. At each CG iteration, the RL agent selects a low-level heuristic to generate a reduced network that keeps only the most promising edges. The comparative experiments show that the proposed algorithm can combine the advantage of different low-level heuristics after appropriate training to achieve significant improvements compared with the single heuristic algorithm. Moreover, our RL model demonstrates strong generalization capabilities, exhibiting the capacity to be trained on small-scale instances while effectively extrapolating its learned policies to larger and more complex scenarios.

The reinforcement learning task considered in this paper is relatively straightforward. In the future, it may be worthwhile to enable the agent to select low-level heuristics while simultaneously determining their corresponding parameters. This could potentially necessitate a more detailed exploration of the state space, perhaps employing techniques such as graph neural networks. Alternatively, we can use policy-based RL methods to tackle more complex decision spaces. Furthermore, our approach can be extended to more difficult scheduling problems, such as railway crew scheduling problems and airline crew scheduling problems, as well as other graph-based CO problems suitable for the CG framework, such as graph coloring problems.

References

- Alberto Santini, Plum, C. E., and Ropke, S. (2018). A branch-and-price approach to the feeder network design problem. *European Journal of Operational Research*, 264(2):607–622.
- Babaki, B., Charlin, L., and Jena, S. D. (2022). Coil: A deep architecture for column generation. Bureau de Montreal, Université de Montreal.
- Bengio, Y., Lodi, A., and Prouvost, A. (2021). Machine learning for combinatorial optimization: a methodological tour d’horizon. *European Journal of Operational Research*, 290(2):405–421.
- Chi, C., Aboussalah, A., Khalil, E., Wang, J., and Sherkat-Masoumi, Z. (2022). A deep reinforcement learning framework for column generation. In *Advances in Neural Information Processing Systems*, volume 35, pages 9633–9644.
- Costa, L., Contardo, C., and Desaulniers, G. (2019). Exact branch-price-and-cut algorithms for vehicle routing. *Transportation Science*, 53(4):946–985.
- Desaulniers, G., Desrosiers, J., and Solomon, M. M. (2006). *Column Generation*, volume 5. Springer Science & Business Media.
- Desaulniers, G., Lessard, F., and Hadjar, A. (2008). Tabu search, partial elementarity, and generalized k-path inequalities for the vehicle routing problem with time windows. *Transportation Science*, 42(3):387–404.
- Desrochers, M., Desrosiers, J., and Solomon, M. (1992). A new optimization algorithm for the vehicle routing problem with time windows. *Operations Research*, 40:342–354.
- Dror, M. (1994). Note on the complexity of the shortest path models for column generation in vrptw. *Operations Research*, 42(5):977–978.
- Furian, N., O’Sullivan, M., Walker, C., and Çela, E. (2021). A machine learning-based branch and price algorithm for a sampled vehicle routing problem. *OR Spectrum*, 43(3):693–732.
- Gamache, M., Soumis, F., Marquis, G., and Desrosiers, J. (1999). A column generation approach for large-scale aircrew rostering problems. *Operations Research*, 47(2):247–263.
- Gasse, M., Chetelat, D., Ferroni, N., Charlin, L., and Lodi, A. (2019). Exact combinatorial optimization with graph convolutional neural networks. In *Advances in Neural Information Processing Systems*, volume 32. Curran Associates, Inc.

- Gilmore, P. C. and Gomory, R. E. (1961). A linear programming approach to the cutting-stock problem. *Operations Research*, 9(6):849–859.
- Gilmore, P. C. and Gomory, R. E. (1963). A linear programming approach to the cutting stock problem—part ii. *Operations Research*, 11(6):863–888.
- Gupta, P., Khalil, E. B., Chet elat, D., Gasse, M., Bengio, Y., Lodi, A., and Kumar, M. P. (2022). Lookback for learning to branch. *arXiv preprint arXiv:2206.14987*.
- Haase, K., Desaulniers, G., and Desrosiers, J. (2001). Simultaneous vehicle and crew scheduling in urban mass transit systems. *Transportation Science*, 35(3):286–303.
- Hottung, A. and Tierney, K. (2022). Neural large neighborhood search for routing problems. *Artificial Intelligence*, 313:103786.
- Jacobs, T., Alesiani, F., Ermis, G., and Zhou, Z. (2021). Reinforcement learning for route optimization with robustness guarantees. In *International Joint Conference on Artificial Intelligence*, pages 2592–2598.
- Khalil, E., Dai, H., Zhang, Y., Dilkina, B., and Song, L. (2017a). Learning combinatorial optimization algorithms over graphs. In *Advances in Neural Information Processing Systems*, volume 30.
- Khalil, E., Le Bodic, P., Song, L., Nemhauser, G., and Dilkina, B. (2016). Learning to branch in mixed integer programming. In *Proceedings of the AAAI Conference on Artificial Intelligence*, volume 30.
- Khalil, E. B., Dilkina, B., Nemhauser, G. L., Ahmed, S., and Shao, Y. (2017b). Learning to run heuristics in tree search. In *Proceedings of the Twenty-Sixth International Joint Conference on Artificial Intelligence*, pages 659–666.
- Kohl, N., Desrosiers, J., Madsen, O. B., Solomon, M. M., and Soumis, F. (1999). 2-path cuts for the vehicle routing problem with time windows. *Transportation Science*, 33(1):101–116.
- Kool, W., Van Hoof, H., and Welling, M. (2018). Attention, learn to solve routing problems! *arXiv preprint arXiv:1803.08475*.
- Lombardi, M. and Milano, M. (2018). Boosting combinatorial problem modeling with machine learning. *arXiv preprint arXiv:1807.05517*.

- Lu, H., Zhang, X., and Yang, S. (2019). A learning-based iterative method for solving vehicle routing problems. In *International Conference on Learning Representations*.
- Ma, Y., Li, J., Cao, Z., Song, W., Guo, H., Gong, Y., and Chee, Y. M. (2022). Efficient neural neighborhood search for pickup and delivery problems. *arXiv preprint arXiv:2204.11399*.
- Ma, Y., Li, J., Cao, Z., Song, W., Zhang, L., Chen, Z., and Tang, J. (2021). Learning to iteratively solve routing problems with dual-aspect collaborative transformer. In *Advances in Neural Information Processing Systems*, volume 34, pages 11096–11107.
- Mauro Dell’Amico, Righini, G., and Salani, M. (2006). A branch-and-price approach to the vehicle routing problem with simultaneous distribution and collection. *Transportation Science*, 40(2):235–247.
- Mnih, V., Kavukcuoglu, K., Silver, D., Rusu, A. A., Veness, J., Bellemare, M. G., Graves, A., Riedmiller, M., Fidjeland, A. K., Ostrovski, G., et al. (2015). Human-level control through deep reinforcement learning. *Nature*, 518(7540):529–533.
- Morabit, M., Desaulniers, G., and Lodi, A. (2021). Machine-learning-based column selection for column generation. *Transportation Science*, 55(4):815–831.
- Morabit, M., Desaulniers, G., and Lodi, A. (2023). Machine-learning-based arc selection for constrained shortest path problems in column generation. *INFORMS Journal on Optimization*, 5(2):191–210.
- Perumal, S. S., Larsen, J., Lusby, R. M., Riis, M., and Christensen, T. R. (2022). A column generation approach for the driver scheduling problem with staff cars. *Public Transport*, 14(3):705–738.
- Qin, W., Zhuang, Z., Huang, Z., and Huang, H. (2021). A novel reinforcement learning-based hyper-heuristic for heterogeneous vehicle routing problem. *Computers & Industrial Engineering*, 156:107252.
- Smith, B. M. and Wren, A. (1988). A bus crew scheduling system using a set covering formulation. *Transportation Research Part A: General*, 22(2):97–108.
- Solomon, M. M. (1987). Algorithms for the vehicle routing and scheduling problems with time window constraints. *Operations Research*, 35(2):254–265.

- Tilk, C., Rothenbächer, A.-K., Gschwind, T., and Irnich, S. (2017). Asymmetry matters: Dynamic half-way points in bidirectional labeling for solving shortest path problems with resource constraints faster. *European Journal of Operational Research*, 261(2):530–539.
- Václavík, R., Novák, A., Šůcha, P., and Hanzálek, Z. (2018). Accelerating the branch-and-price algorithm using machine learning. *European Journal of Operational Research*, 271(3):1055–1069.
- Van Hasselt, H., Guez, A., and Silver, D. (2016). Deep reinforcement learning with double q-learning. In *Proceedings of the AAAI conference on artificial intelligence*, volume 30.
- Vinyals, O., Fortunato, M., and Jaitly, N. (2015). Pointer networks. In *Advances in Neural Information Processing Systems*, volume 28.
- Yan, J., Yang, S., and Hancock, E. (2020). Learning for graph matching and related combinatorial optimization problems. In *Proceedings of the Twenty-Ninth International Joint Conference on Artificial Intelligence*, pages 4988–4996.
- Yuan, H., Jiang, P., and Song, S. (2022). The neural-prediction based acceleration algorithm of column generation for graph-based set covering problems. In *2022 IEEE International Conference on Systems, Man, and Cybernetics (SMC)*, pages 1115–1120. IEEE.
- Zhang, Y., Bai, R., Qu, R., Tu, C., and Jin, J. (2022). A deep reinforcement learning based hyperheuristic for combinatorial optimisation with uncertainties. *European Journal of Operational Research*, 300(2):418–427.

In this appendix, we provide the details to help readers better understand our proposed approach. In Appendix A, we give the detailed training procedure in Algorithm 2. In Appendix B and Appendix C, we provide the problem definition and modeling of VRPTW and BDSF, respectively. Finally, in Appendix D, we present additional experimental results for VRPTW.

A Training algorithm of RLHH

Deep Q-network (DQN) is a widely used RL method, which combines a deep neural network function approximator with the classical Q-learning algorithm to learn a state-action value function $Q(s, a)$. The network outputs a vector of actions' (i.e. low-level heuristics) scores as $Q(s, \cdot; \theta)$, where θ is the parameters of the deep neural network. In DQN, we want the output $Q(s_i, a; \theta)$ of the network for each state s_i to be as close to the Temporal Difference (TD) target y_i as possible:

$$y_i = r_i + \gamma \max_a Q(s'_i, a; \theta). \quad (18)$$

Due to the max operator in standard DQN (see (18)), DQN agents are biased to select overestimated values, resulting in overly optimistic value estimates. Therefore Van Hasselt et al. (2016) introduce Double-DQN (DDQN) to reduce overestimation by decomposing the max operation into two steps: first select the optimal action in state s , then calculate the value corresponding to the action. In the second step, another network named target network (with parameters θ^-) is used. The two networks share the same structure, but the parameters of the target network are only updated every τ steps or episodes from the online network. The target used by DDQN is defined as:

$$y_i = r_i + \gamma Q(s'_i, \arg \max_a Q(s'_i, a; \theta); \theta^-). \quad (19)$$

In addition, the loss function used in the training process is defined as:

$$L(\theta) = \sum_i (y_i - Q(s_i, a; \theta))^2. \quad (20)$$

A multilayer perceptron is used as Q-function approximator in our experiments.

Algorithm 2 describes the details of the RLHH training process.

Algorithm 2 Training procedure of RLHH: RL-based hyper-heuristic in CG

- 1: Initialize parameters of both the target network and online network with random values θ
 - 2: Initialize experience replay buffer M with capacity L
 - 3: **for** each episode **do**
 - 4: Let $t = 0$; Choose a training instance.
 - 5: Build the RMP₀ with initial columns of the problem instance.
 - 6: Solve RMP₀; Use dual values to get complete pricing network.
 - 7: Calculate initial state s_0 .
 - 8: **while** exist new columns with negative reduced cost **do**
 - 9: Choose action a_t (a low-level heuristic) according to ϵ -greedy policy.
 - 10: Use selected low-level heuristic to get a reduced network.
 - 11: Attempt to find a new negative reduced cost column in the reduced network.
 - 12: **if** not found **then**
 - 13: Find a new negative reduced cost column in the complete network.
 - 14: **end if**
 - 15: Calculate the reward of the current step r_t
 - 16: Add new column to RMP _{t} and obtain RMP _{$t+1$} ;
 - 17: Solve RMP _{t} ; Use dual values to get the complete pricing network.
 - 18: Calculate next state s'_t .
 - 19: Store transition (s_t, a_t, r_t, s'_t) in the buffer M .
 - 20: Set $t = t + 1$.
 - 21: Set $b \leftarrow$ A randomly sampled mini-batch of transitions from the buffer M .
 - 22: **for** each transition (s_i, a_i, r_i, s'_i) in b **do**
 - 23: **if** s'_i is a terminal state **then**
 - 24: $y_i = r_i$;
 - 25: **else**
 - 26: $y_i = r_i + \gamma Q(s'_i, \arg \max_a Q(s'_i, a; \theta); \theta^-)$
 - 27: **end if**
 - 28: **end for**
 - 29: Calculate the loss function $L(\theta) = \sum_i (y_i - Q(s_i, a; \theta))^2$, use gradient descent to update parameters θ .
 - 30: Update the parameters of the target network: set $\theta^- \leftarrow \theta$ every τ steps.
 - 31: **end while**
 - 32: **end for**
-

B Problem Setup of VRPTW

VRPTW aims to find feasible routes (each route requires a vehicle) to deliver goods to a geographically dispersed group of customers while minimizing total travel costs. Given a set of customers where each customer is specified a priori by demand, a position and a time window within which the customer must be served. Our problem is to determine the number of vehicles required, together with their routes, so that each customer is covered while the fixed costs related to vehicles, and the travel costs between customers, are minimized. The vehicle must begin service within the customer’s time window. The load capacity per vehicle is limited, and the travel time between two customers is proportional to the Euclidean distance between their positions.

Let $G = (V, E)$ be a directed graph with a set of nodes V that include the source and destination nodes representing the depot denoted by s and t , respectively, and E the set of edges. The nodes represent the customers, and the edges represent the compatibility of two customers with respect to time and demand. There exist a directed edge $(i, j) \in E$ if

$$\bar{w}_j - \underline{w}_i \geq T_i + t_{ij}, \quad (21)$$

where \bar{w}_j and \underline{w}_i represent the latest service start time of customer j and the earliest service start time of customer i respectively, t_{ij} is the travel time from node i to node j , and T_i is the service time for customer node i . The source node s can go to any customer node $i \in A \setminus \{s, t\}$, and any customer node can go to the sink node t .

A feasible path from the source s to the sink t in the network represents a feasible route of a vehicle with some goods originating and terminating at the depot for a fleet of vehicles which services a set of customers with known demands. We define the cost of each edge $(i, j) \in E$ as the Euclidean distance between two nodes denoted c_{ij} . By setting the fixed cost of the vehicle on edges from the source node s , the problem of finding new routes (i.e., the pricing problem) is an ESPPRC, a variant of SPPRC, which requires all paths is elementary (each node visit at most once) with modified edge costs described in Section 3.2.

C Problem Setup of BDSP

BDSP aims to find feasible schedules (each schedule requires a bus driver) that cover all timetabled bus trips and abide by various labor union regulations while minimizing total operational costs.

Consider a set of bus trips where each trip is specified a priori by a starting time, a duration and a cost. Our problem is determining the number of drivers required, together with their schedules, so each trip is covered while the fixed costs related to drivers and the travel costs between trips are minimized. There are limits on how many hours each driver can drive, work and drive continuously (driving time counts only for time on the bus, while working time includes breaks between trips).

Let $G = (V, A)$ be a directed graph with a set of nodes V that include the virtual source and destination nodes denoted by s and t , respectively, and E the set of edges. The nodes represent the timetabled bus trips, and the edges represent the time compatibility of the two trips. There exist a directed edge $(i, j) \in E$ if there is enough free time between the trips $i, j \in V$, it is easy to know that the start time of j must be after the end time of i , which is different from VRPTW. That is:

$$\underline{w}_j - \bar{w}_i \geq T, \tag{22}$$

where \underline{w}_j and \bar{w}_i represent the start time of trip j and the end time of trip i respectively, and T is the minimum time difference for drivers between trips.

A feasible path from the source s to the sink t in the network represents a feasible schedule for a driver during the day. Apparently, the underlying network is acyclic, and all paths are elementary from the definition. We define the cost of each edge $(i, j) \in E$ as the driving time of trip j plus the break time between two trips:

$$c_{ij} = (\bar{w}_j - \underline{w}_j) + (\underline{w}_j - \bar{w}_i) = \bar{w}_j - \bar{w}_i. \tag{23}$$

By setting the fixed cost of the vehicle on edges from the source node s , the problem of finding new schedules (i.e., the pricing problem) is an SPPRC.

Table 5: BDSP: Trip starting hour probability distribution

Hours (a.m.)	0	1	2	3	4	5	6	7	8	9	10	11
Prob. (%)	0	0	0	0	3	3	5	9	10	8	5	4
Hours (p.m.)	0	1	2	3	4	5	6	7	8	9	10	11
Prob. (%)	3	3	4	5	9	10	8	5	3	3	0	0

Table 6: VRPTW: The objective values of integer solution for all small-size C2 and RC2 instances (in parentheses is the solving time in seconds). Rank represents the ranking of RLHH solution. Speedup is the ratio between the solving time of the best baseline and our method.

No.	instance	n	BE1	BE2	BE3	BN	BP	RLHH(Ours)	Rank	Speedup
1	c208	28	1450.31 (11)	993.39 (6)	1391.35 (7)	1408.24 (15)	1261.36 (34)	883.14 (11)	1	0.35×
2	c202	31	476.01 (93)	404.60 (37)	300.69 (134)	283.09 (68)	257.53 (142)	404.60 (55)	4	2.56 ×
3	c201	30	233.40 (25)	233.40 (42)	233.40 (13)	233.40 (33)	233.40 (26)	233.40 (12)	1	1.09 ×
4	c202	29	227.76 (34)	386.56 (36)	279.81 (66)	334.69 (83)	227.76 (96)	386.56 (43)	5	0.81×
5	c201	33	250.30 (60)	250.30 (60)	250.30 (27)	250.30 (65)	250.30 (53)	250.30 (27)	1	0.99×
6	c202	34	250.38 (600)	409.18 (74)	302.43 (93)	443.99 (264)	250.38 (338)	409.18 (73)	4	8.26 ×
7	c202	26	220.21 (61)	328.67 (35)	272.26 (25)	220.21 (43)	220.21 (134)	220.21 (25)	1	1.02 ×
8	c206	32	717.58 (13)	843.10 (13)	1636.60 (9)	1448.43 (27)	1392.82 (33)	872.60 (20)	3	0.66×
9	c204	34	1793.70 (600)	1135.74 (148)	1793.70 (600)	1793.70 (600)	1677.51 (600)	1058.21 (84)	1	1.75 ×
10	c201	25	215.54 (6)	215.54 (17)	215.54 (7)	215.54 (16)	215.54 (12)	215.54 (6)	1	1.03 ×
11	c206	30	648.13 (12)	639.15 (12)	1453.26 (6)	778.28 (24)	1201.99 (24)	882.51 (14)	4	0.83×
12	c208	25	1080.12 (9)	851.73 (6)	1141.49 (4)	1144.98 (8)	1018.48 (25)	798.41 (7)	1	0.91×
13	c208	34	1626.33 (42)	1140.98 (11)	1793.70 (68)	1664.45 (28)	1549.63 (79)	1128.33 (16)	1	0.69×
14	c203	31	460.16 (337)	545.21 (42)	1598.63 (600)	426.89 (158)	1014.05 (600)	446.97 (146)	2	1.08 ×
15	c202	27	223.20 (48)	382.00 (25)	223.20 (31)	223.20 (53)	275.25 (76)	223.20 (41)	1	1.17 ×
16	c207	31	1379.21 (180)	1123.84 (20)	1352.32 (33)	1290.01 (24)	1186.98 (197)	1092.99 (19)	1	1.06 ×
17	c205	31	505.01 (22)	465.83 (17)	522.04 (8)	523.20 (21)	530.77 (27)	487.36 (9)	2	1.87 ×
1	rc205	26	1369.13 (7)	1067.94 (5)	1366.80 (7)	1283.25 (16)	1260.57 (18)	1065.13 (3)	1	1.42 ×
2	rc202	32	1910.62 (26)	1817.91 (24)	1835.09 (13)	1937.30 (34)	1718.64 (107)	1470.31 (6)	1	3.95 ×
3	rc205	29	1448.43 (8)	1171.07 (4)	1805.94 (5)	1549.85 (16)	1473.42 (19)	1351.56 (5)	2	0.80×
4	rc208	25	1886.66 (402)	1723.67 (49)	1886.66 (600)	1886.66 (135)	1728.48 (600)	1647.81 (6)	1	8.42 ×
5	rc206	30	2437.55 (5)	1670.57 (11)	2165.18 (10)	2083.08 (15)	2120.83 (19)	1597.36 (4)	1	2.77 ×
6	rc204	30	2437.55 (600)	2234.53 (97)	2437.55 (600)	2437.55 (600)	2279.37 (600)	2379.11 (9)	3	10.45 ×
7	rc204	34	2838.11 (600)	2838.11 (600)	2838.11 (600)	2838.11 (600)	2679.93 (600)	2779.67 (65)	2	9.22 ×
8	rc208	34	2838.11 (600)	2838.11 (600)	2838.11 (600)	2838.11 (178)	2679.93 (600)	2702.94 (48)	2	12.49 ×
9	rc201	29	958.79 (7)	1110.15 (6)	1059.12 (3)	876.30 (7)	1066.24 (9)	799.62 (5)	1	1.09 ×
10	rc202	25	1150.59 (13)	899.59 (13)	1026.36 (4)	1148.64 (16)	933.20 (93)	923.87 (9)	2	1.46 ×
11	rc201	34	964.97 (10)	1150.76 (9)	1296.43 (6)	988.77 (12)	1170.55 (17)	1013.22 (9)	3	1.03 ×
12	rc206	33	2230.44 (12)	1490.29 (14)	2329.40 (17)	2743.24 (14)	2071.19 (32)	1809.62 (5)	2	2.95 ×
13	rc203	33	2743.24 (600)	2311.12 (31)	2617.46 (540)	2743.24 (600)	2585.06 (600)	2359.38 (16)	2	1.97 ×
14	rc208	31	2538.13 (600)	2538.13 (233)	2538.13 (600)	2538.13 (600)	2379.95 (600)	2379.36 (19)	1	12.43 ×
15	rc207	33	2400.89 (50)	2321.61 (67)	2743.24 (111)	2591.14 (165)	2211.96 (389)	2075.93 (7)	1	10.30 ×
16	rc207	30	1953.55 (19)	1600.32 (5)	2222.81 (33)	2114.00 (94)	1928.41 (120)	1600.32 (7)	1	0.71×

Table 7: VRPTW: The average objective values for larger instances.

type	n	BE1	BE2	BE3	BN	BP	RLHH(Ours)	Gain (%)
C1	200	8107.1	5329.1	8012.2	6987.9	6723.9	5331.9	-0.05
C1	400	48706.4	58509.2	63920.6	71836.1	44650.1	37388.1	16.26
C1	600	103573.3	95040.2	94502.6	132523.0	94019.5	92412.6	1.71
C2	200	14355.2	16072.9	14476.8	14899.4	14290.1	13302.4	6.91
C2	400	41170.4	43057.1	41038.1	44962.2	45267.8	41478.7	-1.07
C2	600	108828.6	101109.5	118854.0	115148.1	124204.7	100849.6	0.26

D More experiment results for VRPTW

Detailed results of small-size instances. The detail results of type C2 and RC2 are shown in Table 6. Overall, our method obtains the best integer solution for 27 out of 50 small-size instances and remains in the top 3 for almost all instances. In addition, the computation time significantly reduces, especially for the most difficult RC2 instances.

Stronger experimental evaluation. We test some larger instances from SINTEF website [†] to show the generalization capability in problem size of our method. Specifically, we used the first 3 instances of class C1 and C2 with $n = 200, 400, 600$ respectively, and limited the solving time to 1 hour. Almost all experiments are timeout, so we only report average costs in Table 7, which show the scalability of our approach.

[†]<https://www.sintef.no/projectweb/top/vrptw/>