
Split-and-Denoise: Protect Large Language Model Inference with Local Differential Privacy

Peihua Mai^{*1} Ran Yan^{*1} Zhe Huang² Youjia Yang³ Yan Pang¹

Abstract

Large Language Models (LLMs) excel in natural language understanding by capturing hidden semantics in vector space. This process enriches the value of text embeddings for various downstream tasks, thereby fostering the Embedding-as-a-Service (EaaS) business model. However, the risk of privacy leakage due to direct text transmission to servers remains a critical concern. To address this, we introduce Split-N-Denoise (SnD), a private inference framework that splits the model to execute the token embedding layer on the client side at minimal computational cost. This allows the client to introduce noise prior to transmitting the embeddings to the server, and subsequently receive and denoise the perturbed output embeddings for downstream tasks. Our approach is designed for the inference stage of LLMs and requires no modifications to the model parameters. Extensive experiments demonstrate SnD’s effectiveness in optimizing the privacy-utility tradeoff across various LLM architectures and diverse downstream tasks. The results reveal an improvement in performance under the same privacy budget compared to the baselines by over 10% on average, offering clients a privacy-preserving solution for local privacy protection.

1. Introduction

Large Language Models (LLMs) have shown powerful capability in natural language understanding by capturing hidden semantics in vector space. Consequently, users can leverage LLMs to obtain embeddings and subsequently apply them to their own downstream tasks, known as “embedding as a service” (EaaS). However, EaaS is typically provided as an

^{*}Equal contribution ¹National University of Singapore ²North China Electric Power University ³University of South California. Correspondence to: Yan Pang <jamespang@nus.edu.sg>.

online service, giving rise to significant privacy concerns. In particular, users may input sensitive information, such as names, phones, and email addresses, that needs to be kept hidden from the service provider. With the growing concern around the potential leakage of confidential data, certain companies, such as Samsung, have temporally prohibited the usage of online LLM services.

Recent research on privacy-preserving model inference investigates around two directions, cryptographic (Liu & Liu, 2023; Chen et al., 2022) and perturbation (Du et al., 2023). Cryptography typically employs homomorphic encryption (HE) to compute the inference result of the users’ encrypted input. Unfortunately, the application of cryptographic technique is constrained by the significant computation overhead of cryptographic operations, especially on large transformer models. Perturbation provides differential privacy (DP) guarantee by adding calibrated noise to the original data. A key challenge of this approach is how to balance the utility and privacy tradeoff in a local differential privacy (LDP) setting, where users’ inputs are privatized before being released to the server. Furthermore, privatization on text data is particularly difficult when the randomized algorithm is required to map text input to text output.

Split learning (Gupta & Raskar, 2018; Vepakomma et al., 2018) has emerged as a solution to privacy-preserving computation between two parties. During inference, the user performs affordable computation locally to obtain intermediate results (IRs), and forwards them to the service provider for subsequent operations. To mitigate privacy leakage, recent research has integrate DP with split learning by injecting noises into the IRs before sharing with the server (Yang et al., 2022). In the split inference setting, a crucial problem is to design an algorithm that minimizes the impact on model performance while ensuring LDP.

A notable approach involves the application of denoising techniques to conduct error correction and enhance model utility. Existing studies incorporate denoising layers on the server side, leveraging the post-processing properties of DP (Nasr et al., 2020; Wang et al., 2019; Xu et al., 2022). However, the effectiveness of denoising is hindered by the fact that the server is ignorant of the injected noise levels. Driven by the limitation, a question arises: *can we improve*

the utility by conducting denoising on the user side, leveraging the knowledge of noise levels and raw IRs? This is a nontrivial task to uncover the closed-form mapping between denoised embedding and noises as well as raw IRs since the inputs have undergone a series of complex transformations.

In this paper, we answer this question affirmatively by proposing Split-N-Denoise (SnD), a framework that integrates split inference and denoising techniques to enhance utility under LDP bound. To minimize computational overhead of users, we deploy only the token representation layer on the client sides. A denoise model that enhances noisy embeddings using raw inputs and noise levels is pre-trained on the server side and subsequently shared with the user. Once receiving the output from server, users input their private data into the denoise model to improve the utility of embeddings. The implementation is available at <https://github.com/NusLoraPrivacy/eaas-privacy>.

Our main contributions involve the following:

- We propose SnD, a framework that integrates split inference and denoising techniques to protect user’s privacy during LLM inference with strong privacy guarantee. Empirical studies demonstrate that our method outperforms existing DP-based baselines by more than 10% on average and maintains utility even in extremely low privacy budget settings ($\eta \leq 0.01$).
- We design an innovative denoising method deployed on user side. In this approach, a denoise model is pre-trained on server side using public dataset and synthetic noises. Subsequently, this trained model is deployed on the user side, where it leverages the specific noise levels and raw IRs provided by the user to enhance the embeddings.

2. Prior Works

Local Privacy Protection for LLMs With the advent of LLMs, privacy leakage has emerged as a crucial concern. Existing literature predominantly focuses on privacy protection throughout the entire training process, encompassing pre-training (Hoory et al., 2021), fine-tuning (Huang et al., 2020; Kerrigan et al., 2020; Yu et al., 2021; Lukas et al., 2023; Shen et al., 2023), and prompt-tuning phases (Duan et al., 2023; Li et al., 2023). Yet, there is a notable dearth of research that addresses local privacy during the inference phase with a fully frozen LLM. This scenario, which prohibits alterations to the model’s structure and parameters, is particularly complex. Nonetheless, it holds significance in black-box API access contexts, especially for proprietary models like GPT-4. An intuitive approach involves anonymizing sensitive terms prior to LLM input and subsequently restoring them post-output (Kan et al., 2023; Chen

et al., 2023). However, this method, while effective for obfuscating specific entities, falls short in concealing other linguistic elements, including verbs and non-named entities. Such a limitation compromises full privacy and is unsuitable for tasks necessitating exact semantic interpretation of the altered entities, such as knowledge retrieval and text continuation (Chen et al., 2023). An alternative strategy might entail privatizing the input at token representations or intermediate layer levels. Qu et al. (2021b) investigates the utility and privacy tradeoff for privacy-preserving finetuning, involving text-to-text privatization (Feyisetan et al., 2019; Qu et al., 2021a) and token embedding privatizations, while the two techniques could be adapted to private LLM inference. Privacy-Preserving Prompt Tuning (RAPT) (Li et al., 2023) employs text-text privatization to conduct prompt tuning and inference with local differential privacy. The authors propose a reconstruction head during prompt tuning to enhance the utility. Another direction employs homomorphic encryption (HE) to conduct private transformer inference such as Privacy-Computing Friendly Transformers (PCFT) and The-x (Liu & Liu, 2023; Chen et al., 2022), but the significant overhead renders it impractical for implementation in LLM.

Privacy-Preserving Split Learning Split learning is a privacy-preserving approach in distributed learning, where each client trains a segment of a deep network up to a designated “cut layer.” The outputs at this layer are then forwarded to the server side, which completes the training without accessing the client’s raw data. This approach facilitates forward and backward propagation without sharing raw data, ensuring the client-side local privacy (Gupta & Raskar, 2018; Vepakomma et al., 2018). Vepakomma et al shows that split learning surpasses federated learning and large batch synchronous SGD in achieving superior accuracy with significantly reduced client-side computational demands (Gupta & Raskar, 2018). Singh et al further validate its efficacy across broader experimental contexts, demonstrating that an increase in the number of clients or model dimensions gives split learning an edge over federated learning (Singh et al., 2019). The advantage in its computational efficiency renders it suitable for LLM local privacy setting, where the client side executes minimal computational tasks, such as noising and denoising operations at specific segmented layers, to ensure privacy at reduced computational expenses. Meanwhile, the server handles the bulk of the model’s layers. Our research serves as an initial endeavor to integrate split learning with LLM privacy concerns.

Denoising for Differential Privacy (DP) While elevated noise levels offer robust privacy protections, privacy-preserving methods inevitably compromise the model’s quality (Wang et al., 2019). A notable approach involves the

application of denoising techniques specifically tailored for Differential Privacy (DP), incorporating a post-processing layer to enhance DP utility. Pioneering research in statistical estimation underscores the efficacy of post-processing denoising in achieving accurate private network degree distribution estimates (Hay et al., 2009), and in reducing linear regression estimation errors when the ground truth is sparse (Nikolov et al., 2013). Balle et al. demonstrated that denoising significantly enhances the Gaussian mechanism’s accuracy in high-dimensional settings for DP algorithms with output perturbations (Balle & Wang, 2018). More recently, denoising mechanisms have been extended to the training of Machine Learning (ML) models, particularly Deep Neural Networks (DNNs), by applying denoising techniques to Gaussian noise-injected gradients, thereby improving the utility of privately trained ML models (Wang et al., 2019). Nasr, Shokri, and Houmansadr further explored the use of scaling as a denoising strategy to optimize DP utility in Differential Privacy Stochastic Gradient Descent (DP-SGD), scaling the noisy gradients based on their usefulness (Nasr et al., 2020). Subsequently, Xu et al. employed scaling and masking as post-processing denoising techniques on top of Gaussian noise-injected intermediate results in split learning, aiming to reduce the noisy neural network output’s estimation error without compromising privacy (Xu et al., 2022).

3. Methodology

3.1. Preliminaries

3.1.1. LDP

Differential privacy (DP) (Dwork, 2006; Dwork et al., 2014) is considered the gold standard for data privacy. Its definition is as follows:

Definition 3.1 ((ϵ, δ) -Differential Privacy). A randomized mechanism M with domain D and range R preserves (ϵ, δ) -differential privacy if and only if for any two neighboring datasets $D, D' \in D$ and for any subset $S \subseteq R$, the following inequality holds:

$$\Pr[M(D) \in S] \leq e^\epsilon \Pr[M(D') \in S] + \delta$$

where ϵ is the privacy budget and δ is the failure probability.

Local differential privacy (LDP) is a particular case of DP, where the server is not trusted and data privatization is conducted by the client. For any inputs $x, x' \in D$, LDP requires a randomized mechanism M to satisfy:

$$\Pr[M(x) \in S] \leq e^\epsilon \Pr[M(x') \in S] + \delta \quad (1)$$

for any measurable subset $S \subseteq \text{Range}(M)$.

3.1.2. d_χ -PRIVACY

In the context of local privacy preservation, we employ d_χ -privacy (Chatzikokolakis et al., 2013), a specialized variant of local differential privacy tailored for textual data (Feyisetan et al., 2019; Qu et al., 2021a). d_χ -privacy allows to impose high probability of observing the same output for inputs with similar semantics. We state the formal definition in the following:

Definition 3.2 (d_χ -privacy). For an input domain X and an output domain Y , d_χ serves as a metric space over X . A stochastic mechanism $M : X \rightarrow Y$ is said to adhere to ηd_χ -privacy if, for any two elements $x, x' \in X$, the output distributions $M(x)$ and $M(x')$ satisfy the following inequality:

$$\frac{P(M(x) = y)}{P(M(x') = y)} \leq e^{\eta d_\chi(x, x')}, \quad \forall y \in Y,$$

where $\eta \geq 0$ is a tunable privacy parameter that modulates the level of privacy protection.

The privacy guarantee indicates that the log-likelihood ratio of producing the same outcome y is bounded by $\eta d_\chi(x, x')$ for any two possible inputs x, x' .

3.2. Architecture

Denote $G : \mathcal{V}^n \rightarrow \mathbb{R}^d$ as the language model that maps n -token to embedding. In Split-N-Denoise (SnD), we split the language model G into a local encoder $G_l : \mathcal{V}^n \rightarrow \mathbb{R}^{n \times d}$ at user side and a cloud encoder $G_c : \mathbb{R}^{n \times d} \rightarrow \mathbb{R}^d$ at server side. The local encoder consists of only the token representation layer to minimize the computation cost for user, and the server performs subsequent operations on the IRs uploaded by the clients. The architecture of SnD is depicted in Figure 1, containing four main components:

- *Local encoder module*: the user retrieves the token embeddings of their input locally.
- *Privatization module*: the token representations are privatized by the user before being transmitted to the server to satisfy LDP.
- *Cloud encoder module*: the server performs transformation on the privatized token representations and returns the embedding to user.
- *Denoise module*: user conducts local denoising on the received embedding leveraging their raw inputs and specific noise levels.

3.3. Noise Mechanism

We adopt d_χ -privacy to privatize the token representation layers on user side. Given an input sequence $x =$

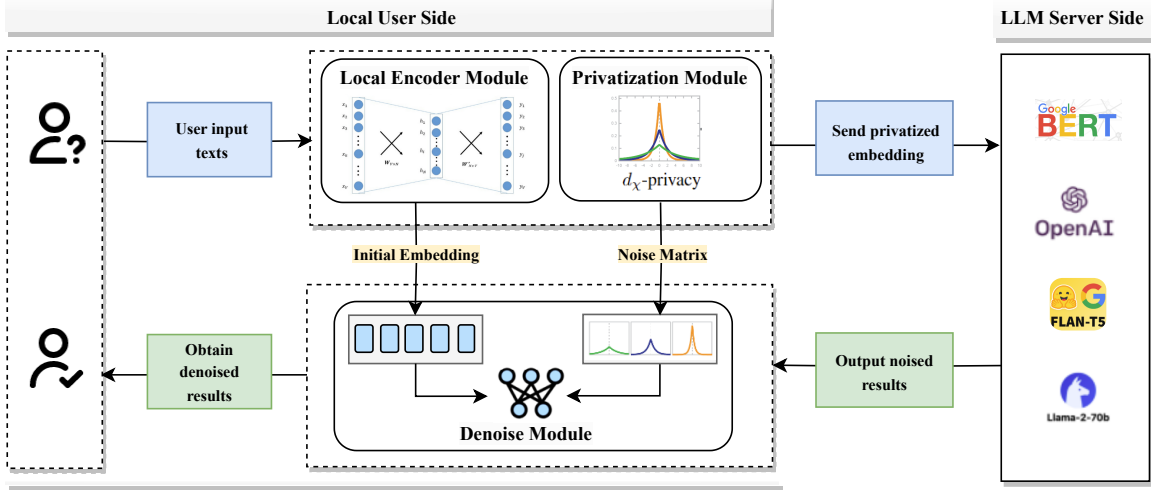


Figure 1: Overview of our privacy-preserving SnD framework. Users first obtain an initial embedding from a local encoder, followed by a noise addition via the privatization module. This privatized embedding is then transmitted to the server for processing. Upon completion, users receive a noised output, which is subsequently refined using a pre-trained denoising model to achieve an optimal balance between privacy and utility.

$[x_1, \dots, x_n]$, the token representation layer transforms x into a vector sequence $X = [x_1, \dots, x_n] \in \mathbb{R}^{n \times d}$ via embedding model $E \in \mathbb{R}^{|\mathcal{V}| \times d}$, where $|\mathcal{V}|$ denotes the vocabulary size and d represents the dimensionality of the embeddings.

Assuming L_2 norm as the distance metric, the application of d_X privacy, parameterized by η , to a given word embedding $\mathbf{x}_t \in \mathbb{R}^d$ is realized by the addition of Laplacian noise $z \sim c \exp(-\eta \|z\|)$, where c is a real-valued constant (Wu et al., 2017). To sample z from the Laplacian distribution, consider $z = lv$, where l is sampled from a Gamma distribution $\Gamma(d, 1/\eta)$ and v is uniformly sampled from the unit ball B^d . Consequently, the privatized representation $M(\mathbf{x}_t)$ can be succinctly expressed as:

$$M(\mathbf{x}_t) = \mathbf{x}_t + z. \quad (2)$$

The supports for z and thus $M(\mathbf{x}_t)$ are unbounded, imposing difficulties on subsequent denoise procedures, especially under low level of η . To improve the performance of denoise model introduced in Section 3.4, the client clips the l_2 norm of the privatized representation within C_{x_t} :

$$M'(\mathbf{x}_t) = M(\mathbf{x}_t) \cdot \min(1, C_{x_t}/\|M(\mathbf{x}_t)\|) \quad (3)$$

, where $C_{x_t} = \max_{\mathbf{x}_t \in \mathcal{X}_t} \|\mathbf{x}_t\|$ is chosen to be the upper bound of \mathbf{x}_t . The user then updates its noise matrix locally according to the clipped representations for subsequent denoise. Appendix A.12 demonstrates the benefits of norm clipping empirically.

The following theorem states that the noise mechanism $M' : \mathbb{R}^d \rightarrow \mathbb{R}^d$ adheres to ηd_X -privacy. Refer to Appendix A.1

for the proof.

Theorem 3.3. *For any $d \geq 1$ and any $\eta > 0$, the mechanism $M' : \mathbb{R}^d \rightarrow \mathbb{R}^d$ achieves ηd_X -privacy with respect to $d_X(\mathbf{x}, \mathbf{x}') = \|\mathbf{x} - \mathbf{x}'\|$.*

3.4. Denoise Model

Limitation of server-side denoise: the denoising ability of a server is limited by its lack of knowledge regarding the noise levels. The server’s capacity to remove noise is inherently conflicted with the level of privacy protection. Intuitively, if the server could produce an appropriate denoised output on its own, there is a higher probability that it can also reconstruct the original user input. Proposition 3.4 below gives the lower bound of mean square error (MSE) for server-side denoise algorithms. The proof can be found in Appendix A.2.1.

Proposition 3.4. *Let $\mathbf{y} \in \mathcal{Y} \subseteq \mathbb{R}^k$ be the original vector without noises added, and let $\hat{\mathbf{y}} \in \mathbb{R}^k$ be the noisy vector obtained under ηd_X -privacy mechanism. Denote $D_s : \mathbb{R}^k \rightarrow \mathbb{R}^k$ as the denoising algorithm run by the server. Suppose D_s is unbiased and the token embeddings are bounded by B_x :*

$$\|\mathbf{x}' - \mathbf{x}\| \leq B_x, \forall \mathbf{x}', \mathbf{x} \quad (4)$$

, then:

$$\mathbb{E}[\|D_s(\hat{\mathbf{y}}) - \mathbf{y}\|/k] \geq \frac{\sum_{i=1}^d \text{diam}_i(\mathcal{Y})^2/4k}{e^{\eta B_x} - 1} \quad (5)$$

where $\text{diam}_i(\mathcal{Y}) = \sup_{\mathbf{y}, \mathbf{y}' \in \mathcal{Y}: y_j = y'_j \forall j \neq i} |y_i - y'_i|$ is the diameter of \mathcal{Y} in the i -th dimension.

Remark 3.5. The vector \mathbf{y} can be: (i) the token representations uploaded from users, (ii) output embeddings, or (iii) any intermediate results returned by the language model based on the token embeddings. The instantiation of \mathbf{y} is determined by the layer at which the server runs denoising algorithm.

To address the limitation, we propose a denoise framework where users conduct error correction on the noisy embeddings using their specific noises and raw inputs. Given the black-box nature of neural network transformation on the privatized token representations, we propose to train a transformer-based model for embedding denoise.

Let $\tilde{X} = [\tilde{x}_1, \dots, \tilde{x}_n]$, $Z = [z_1, \dots, z_n] \in \mathbb{R}^{n \times d}$ denote, respectively, the privatized token representations and noise matrix. Noted that the noise vector is updated with the clipped privatized token embeddings $\mathbf{z} = M'(\mathbf{x}_t) - \mathbf{x}_t$. After a series of operations, the server returns a noisy embedding e_n capturing the context of input token to the user. The denoise model is parameterized by a L -layer transformer decoder, $D : \mathbb{R}^{(2n+1) \times d} \rightarrow \mathbb{R}^d$:

$$e_d = D(e_n, \tilde{X}, Z) \quad (6)$$

The input to the denoise model H_0 is a concatenation of vectors:

$$H_0 = [e_n; \tilde{x}_1, \dots, \tilde{x}_n; z_1, \dots, z_n] \quad (7)$$

Let \mathbf{h}_t^l represents the hidden state for the t^{th} vector at layer l . This state is computed using the following recursive relation:

$$\mathbf{h}_t^l = \mathbf{h}_t^{l-1} + \mathbf{a}_t^{l-1} + \mathbf{m}_t^{l-1} \quad (8)$$

where

$$\begin{aligned} \mathbf{a}_t^{l-1} &= \text{attn}^l(\mathbf{h}_1^{l-1}, \mathbf{h}_2^{l-1}, \dots, \mathbf{h}_{2n+1}^{l-1}), \\ \mathbf{m}_t^{l-1} &= W_{proj}^l \sigma(W_{fc}^l \gamma(\mathbf{a}_t^l + \mathbf{h}_t^{l-1})) \end{aligned} \quad (9)$$

The denoised embedding is obtained directly from the hidden state representation for e_n at the final layer:

$$e_d = \mathbf{h}_0^L \quad (10)$$

We visualize the architecture of the denoise model in Figure 3. Intuitively, the noisy embedding undergoes L steps to transform into the denoised embedding. In each step, the transformation is conditioned on the feature representations of raw IRs as well as specific noises.

To train a denoise model, the server samples a set of noises added to the token representations of public corpus. Subsequently, the clean embedding e_c and noisy embedding e_n are computed from, respectively, the raw and privatized token representations:

$$e_c = G(X), e_n = G(\tilde{X}) \quad (11)$$

The denoise model is trained on the above datasets with the objective to minimize the deviation between denoised and clean embeddings:

$$\min_D \mathbb{E}[\|D(e_n, \tilde{X}, Z) - e_c\|^2] \quad (12)$$

The pretrained model is shared with users to conduct denoising on the received embeddings locally. It is important to note that the denoise model does not expose any information regarding user data. This is primarily due to the fact that the model's training is carried out exclusively on a public dataset, rendering it irrelevant to users' private inputs.

3.5. Complexity Analysis

In this section, we analyze the communication complexity and user computation complexity of our framework.

Communication complexity: the communication cost can be broken as: (1) user uploads the token representations to the server ($O(nd)$ messages); (2) server share the embeddings with user ($O(d)$ messages). Hence, the total communication overhead is $O(nd)$.

User computation complexity: user's computation cost can be broken as: (1) retrieving token embeddings from input text ($O(n)$ complexity); (2) performing local denoising with the transformer-based model ($O(n^2 dL)$ complexity (Vaswani et al., 2017)). Therefore, the user's computation cost adds up to $O(n^2 dL)$.

4. Experiment

4.1. Experiment Setup

We evaluate our framework on three classes of LLMs: Bert (Devlin et al., 2018), GPT2 (Radford et al., 2019), and T5 (Raffel et al., 2020). The architectures of our denoise and downstream models are described in appendix A.5. We benchmark our experiments against three baseline methods: (i) Token embedding privatization (TokEmbPriv) (Qu et al., 2021b), where the token embeddings are perturbed by the user before sending them to the server. (ii) Text-to-text privatization (Text2Text) (Feyisetan et al., 2019; Qu et al., 2021b), where the plain token sequence is transformed into a privatized token sequence by replacing each word with the perturbed token embeddings. (iii) Privacy-Preserving Prompt Tuning (RAPT) (Li et al., 2023) that protects prompt tuning and inference with local DP.

Table 4 summarizes the existing privacy-preserving LLM inference approaches along four dimensions: (i) involvement of finetuning, including parameter efficient finetunings, on task specific data, (ii) adoption of server-side denoise technique on privatized values, (iii) adoption of user-side denoise technique on privatized values, (iv) privacy guarantee in terms of the security in multiparty computation

Table 1: Accuracies on downstream tasks for BERT.

η	DistillBert (66m)			Bert Base (110m)			Bert Large (340m)		
	100	500	∞	100	500	∞	100	500	∞
CoLA	0.693	0.694	0.701	0.688	0.694	0.751	0.697	0.699	0.757
QQP	0.632	0.649	0.683	0.667	0.688	0.728	0.676	0.684	0.706
MRPC	0.683	0.691	0.695	0.689	0.725	0.742	0.684	0.689	0.701
RTE	0.578	0.580	0.592	0.592	0.610	0.616	0.590	0.601	0.621

Table 2: Accuracies on downstream tasks for T5.

η	T5 Small (60m)				T5 Base (220m)				T5 Large (770m)			
	0.001	0.01	1	∞	0.001	0.01	1	∞	0.001	0.01	1	∞
CoLA	0.69	0.69	0.69	0.71	0.69	0.70	0.70	0.73	0.70	0.70	0.70	0.75
QQP	0.68	0.69	0.68	0.71	0.66	0.67	0.69	0.72	0.66	0.67	0.70	0.71
MRPC	0.68	0.69	0.69	0.70	0.69	0.69	0.70	0.71	0.68	0.69	0.69	0.71
RTE	0.55	0.56	0.58	0.60	0.57	0.58	0.62	0.63	0.57	0.59	0.61	0.62

Table 3: Accuracies on downstream tasks for GPT2.

η	GPT2 Small (120m)			GPT2 Medium (345m)			GPT2 large (774m)			GPT2 Xlarge (1.5b)	
	1	100	∞	1	100	∞	1	100	∞	100	∞
CoLA	0.688	0.700	0.709	0.690	0.698	0.728	0.700	0.701	0.724	0.693	0.766
QQP	0.645	0.657	0.716	0.647	0.652	0.711	0.637	0.650	0.721	0.650	0.741
MRPC	0.688	0.691	0.720	0.688	0.693	0.710	0.674	0.691	0.701	0.686	0.705
RTE	0.556	0.563	0.581	0.567	0.578	0.583	0.581	0.606	0.611	0.584	0.592

(SMPC), or local differential privacy (LDP). Noted that RAPT employs a reconstruction head to improve the robustness of prompt tuning process, where the module reconstructs the random tokens to help the LLM better understand the privatized token at training stage. However, the precise mechanism by which the LLM learns to decode the privatized tokens remains unclear, especially considering that the reconstruction module works solely on random tokens. Furthermore, the reconstruction head is discarded during LLM inference stage, rendering no denoise mechanism for LLM inference.

To assess the performance of our approach, we employ two distinct evaluation metrics: (1) similarity with e_c : we compute the mean square error (MSE) and cosine similarity (COS) between e_c and e_d , the clean and privatized embeddings, to quantify the extent of data variations induced by the perturbation process; (2) performance on downstream tasks: we utilize accuracy scores (ACC) and area under the roc curve (AUC) to gauge the utility of the embeddings on downstream tasks.

Table 4: Comparison of different privacy-preserving LLM inference approaches.

	Finetuning	Server denoise	User denoise	Privacy guarantee
PCFT	×	×	×	SMPC
TokEmbPriv	×	×	×	LDP
Text2Text	×	×	×	LDP
RAPT	✓	✓	×	LDP
SnD	×	×	✓	LDP

4.2. Datasets

To train the denoise model, we use the combination of 20 datasets to better mimic the generalized training scenarios, including TweetEval Offensive (Barbieri et al., 2020), Hate Speech 18 (de Gibert et al., 2018), Health Fact (Kotonya & Toni, 2020), Daily Dialogue (Li et al., 2017), etc. See the full list of datasets we used in Appendix A.3.

We test our denoising performance on a collection of downstream tasks: (i) Sentence classification: CoLA (Warstadt et al., 2019), (ii) Pair similarity: Quora Question Pairs (QQP) (Chen et al., 2018), MSR Paraphrase Corpus

(MRPC) (Dolan & Brockett, 2005), (ii) Recognizing Textual Entailment (RTE) (Dagan et al., 2006; Bar-Haim et al., 2006; Giampiccolo et al., 2007; Bentivogli et al., 2009). Refer to Appendix A.4 for the evaluation details.

4.3. Empirical Privacy Evaluation

4.3.1. MUTUAL INFORMATION

We leverage mutual information (MI) to evaluate the privacy leakage under each level of η among varying models. Mutual information (MI) measures how much knowing one variable reduces uncertainty about the other, i.e., how much information the two variables share. We follow Kozachenko and Leonenko’s method (Delattre & Fournier, 2017) to estimate the mutual information from empirical distribution, where the entropy is estimated from the distance to the k-nearest neighbor. The MI between original and privatized token embedding, X and \tilde{X} , is formulated as:

$$\hat{I}(X; \tilde{X}) = \frac{d}{N} \sum_{i=1}^N \log \epsilon_{\tilde{X}}(i) - \frac{d}{N} \sum_{i=1}^N \log \epsilon_Z(i) \quad (13)$$

, where N is the sample size, d is the embedding size, Z denote the noises added to X , and $\epsilon(i)$ is the distance of the i^{th} sample to its k-nearest neighbor. See Appendix A.6 for the derivation.

4.3.2. ATTACKS

We simulate two inference attacks on the privatized token embeddings from SnD to investigate the privacy protection ability under varying η .

Token embedding inversion attack (Li et al., 2023; Qu et al., 2021b): a token-level attack that reconstructs the raw text from the privatized token representation. Given a noisy embedding $\hat{x}_t, t \in [1, n]$, the server identify a token x_t closest to \hat{x}_t measured by L_2 distance in the embedding space:

$$x_t = \arg \min_k \|w_k - \hat{x}_t\| \quad (14)$$

, where w_k represents the representation for the k^{th} token in the vocabulary.

Attribute inference attack (Li et al., 2023): an attack that infers the sensitive features of records from the privatized token representations. We rely on the twitter text dataset (Vashisth & Meehan, 2020) to predict the gender based on the user’s review.

4.3.3. GEOMETRY OF THE EMBEDDING SPACE

According to expression 13, the variability in MI under a constant η comes from $\frac{d}{N} \sum_{i=1}^N \log \epsilon_{\tilde{X}}(i)$, the average distance to the k-nearest neighbor could be a reliable proxy for. To understand the variation of η across different models, we

analyze the embedding space with the following metrics: (i) Euclidean distances with surrounding tokens: we compute the average distances between each token and its k-nearest neighbors, (ii) Euclidean distances between raw token embeddings and its embeddings perturbed by equation 2.

4.4. Experiment Results

4.4.1. PRIVACY EXPERIMENTS

In this section we present the results for mutual information estimation (MI) and token embedding inversion attack. The discussion for attribute inference attack and Geometric properties can be found in Appendix A.7.

Figure 2 the attack accuracy, measured by the percentage of token correctly identified by the attack, for the three series of models at various η values. It can be observed that: (1) for Bert models, the attack success rates remain below 1% with $\eta \leq 500$. GPT models exhibit negligible attack accuracy with η values up to 100, while GPT Xlarge demonstrates exceptional robustness against inference attacks as η increases. T5 models, on the other hand, require much smaller privacy budgets to resist inference attacks effectively. (2) The attack success rate is nearly zero for mutual information less than 0.02. (3) The mutual information is within 0.02 under $\eta \leq 0.1$, $\eta \leq 50$, and $\eta \leq 10$ for T5, BERT, and GPT2 models, respectively.

4.4.2. PERFORMANCE ON DOWNSTREAM TASK

We record the performance on various downstream task in terms of accuracy (ACC) under varying η in Table 1, 2 and 3. The utility is benchmarked against the case without any noise injection and thus no denoise operation, denoted by $\eta = \infty$. One important observation is that our framework maintains acceptable accuracy compared with the non-privatized setting. Across the chosen η levels and four downstream tasks, Bert, T5, and GPT models yield average model losses of 4.31%, 4.48%, and 5.25%, respectively. It is observed that under the same class of model, larger models tend to incur greater utility loss, which aligns with the intuitive understanding that transformed noises become increasingly unpredictable—and consequently, more challenging to denoise—after traversing through additional layers. Noted that we perform evaluation on the embeddings from pre-trained model without any fine-tuning, and thus there’s a gap between the accuracy in our results for $\eta = \infty$ and the SOTA benchmarks.

4.4.3. COMPARISON WITH BASELINE

In Table 5, 6, and 7, we assess and compare the performance of three model families against three baseline methods using AUC. For the three model families, we selected three distinct η levels for experimentation, given the varying noise

Table 5: AUC comparisons for BERT models with QQP task.

η	DistillBert			Bert Base			Bert Large		
	50	100	500	50	100	500	50	100	500
TokenEmbPriv	0.502	0.518	0.521	0.511	0.535	0.557	0.522	0.525	0.541
Text2Text	0.541	0.541	0.541	0.512	0.513	0.513	0.507	0.537	0.540
RAPT	0.517	0.515	0.545	0.513	0.528	0.551	0.515	0.539	0.565
SnD	0.583	0.600	0.610	0.674	0.675	0.691	0.639	0.655	0.657

Table 6: AUC comparison for GPT Models with MRPC task.

η	GPT2 Small			GPT2 Medium			GPT2 large		
	1	50	100	1	50	100	1	50	100
TokenEmbPriv	0.514	0.525	0.532	0.526	0.523	0.530	0.512	0.513	0.518
Text2Text	0.498	0.502	0.502	0.496	0.498	0.498	0.491	0.499	0.500
RAPT	0.504	0.521	0.524	0.503	0.502	0.539	0.500	0.510	0.547
SnD	0.542	0.552	0.579	0.553	0.578	0.573	0.547	0.556	0.556

Table 7: AUC comparison for T5 Models with RTE task.

η	T5 Small			T5 Base			T5 Large		
	0.001	0.01	0.1	0.001	0.01	0.1	0.001	0.01	0.1
TokenEmbPriv	0.503	0.515	0.514	0.505	0.525	0.537	0.518	0.503	0.537
Text2Text	0.512	0.533	0.537	0.504	0.527	0.537	0.501	0.507	0.516
RAPT	0.510	0.548	0.547	0.506	0.532	0.533	0.514	0.519	0.516
SnD	0.547	0.577	0.575	0.566	0.564	0.611	0.566	0.580	0.599

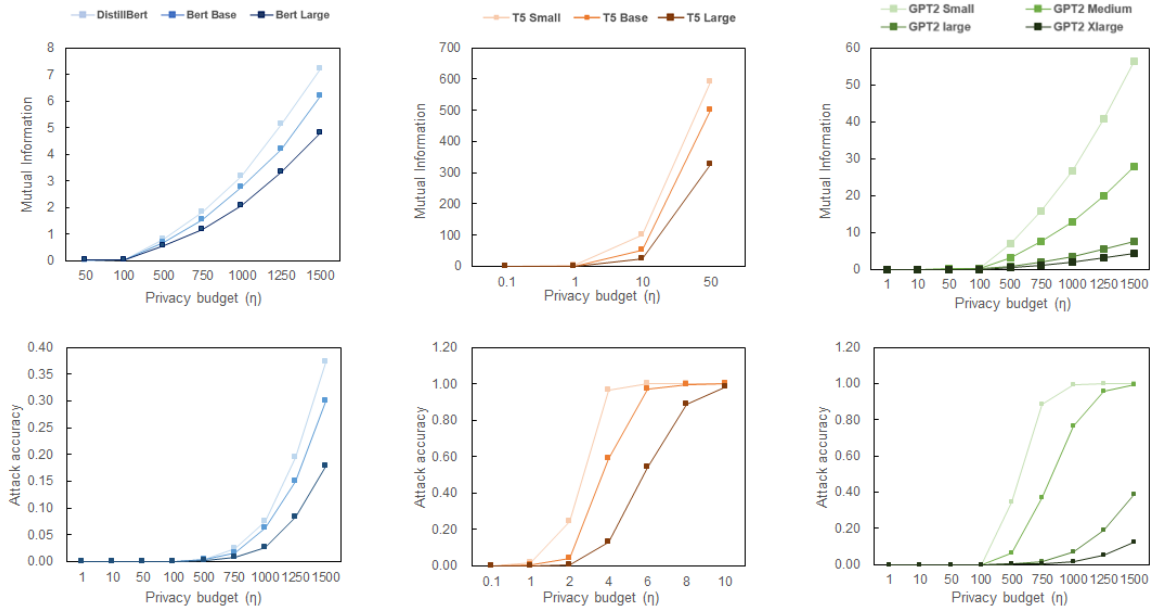


Figure 2: Estimated mutual information (MI) and embedding inversion attack accuracy under varying η . MI and attack accuracies approach 0 under $\eta \leq 0.1$, $\eta \leq 50$, and $\eta \leq 10$ for T5, BERT, and GPT2 models, respectively.

tolerance of each model. Note that η levels do not possess a universal implication across model families, as varying models exhibit distinct robustness against inference attacks, as delineated in Section 4.4.1.

For each model family, a representative task was selected. For BERT models, SnD outperforms TokenEmbPriv, Text2Text, and RAPT by an average of 22.2%, 22.1%, and 20.9%, respectively. For GPT models, SnD results in AUC higher than the three baselines from 7.3% to 12.3% on average. For T5 models, the performance of SnD is higher than the baselines by an average of over 10%. It can be observed that TokenEmbPriv and Text2Text exhibit poorer performance compared to the other two approaches. This could be attributed to the lack of denoise or reconstruction mechanism within these methods. Furthermore, the unbounded noise support in TokenEmbPriv leads to significant deviations between the privatized token representations and their original values. The MSE and COS between the initial and recovered embeddings is presented in Appendix A.10. Both AUC and the similarity metrics suggest our technique’s proficiency in restoring the original attributes of the noised embedding.

4.4.4. FINETUING BUDGET WITH MODEL UPDATE

In reality, the server may periodically update its model. To account for this, we evaluate the additional training budget on the denoise model if the server finetune the underlying model with new data. Specifically, we fine-tune the BERT-base model with the Stanford Sentiment Treebank (SST2) dataset, varying the sample size from 1,000 to 60,000 for one epoch. Table 10 presents the AUC under $\eta=100$ with the MRPC task. We can observe that: (a) when BERT-base model is finetuned with less than 10000 samples, the loss in utility is within 4.8% if the denoise model is not adjusted; (b) when BERT-base model is finetuned with less than 60000 samples, finetuning the denoise model within only 1000 samples for one epoch could maintain the utility.

4.4.5. OTHER STUDIES

For other studies, we conduct overhead analysis of our framework (see Appendix A.11), evaluation model performance on different public dataset (see Appendix A.13), and ablation studies for the impact of server-side denoise model and norm clipping (see Appendix A.12).

5. Discussion and Future Work

Scalability to larger language model: our experiments primarily focused on language models ranging from 100MB to 1GB in size. We also tested our approach on larger language model, such as LLaMa and OPT-6.7B. While we observed substantial improvements in terms of MSE and COS of the

embeddings compared to the baseline, we discovered that the accuracy on downstream tasks still requires further enhancement. We suspect that the inputs undergo significantly more intricate transformations in these larger language models, necessitating the use of more sophisticated noise and denoising mechanisms.

Reduce user computation cost: local denoising constitutes a major component of user’s computation overhead. We observe that the size of denoise model, and thus the user computation cost, scale with the underlying LLM. For those users with limited computation resource, it’s crucial to design a lightweight denoise mechanism with minimal computation cost.

Sequence-to-sequence (S2S) inference: it’s of great interest to extend our EaaS framework to S2S inference model. One important obstacle of the generalization is the noise amplification issue with S2S model. In particular, S2S relies on the auto-regressive mechanism, where the prediction of previous token is taken as an input to the next token. Therefore, the error from the previous prediction would exaggerate the deviation of the following tokens. A universal denoise model might be insufficient to correct the errors in the generated sequence.

6. Conclusion

This paper proposes SnD, a framework that employs split inference and denoising techniques to protect LLM inference with LDP. We split the language model to deploy the token representation layer on user side. User perturbs the token embeddings to guarantee d_χ -privacy before transmitting them to the server. To improve the utility of embeddings, user conducts local denoising with a pre-trained model leveraging the raw token representations and specific noises. The empirical studies show that SnD performs better in maintaining the utility of embeddings compared with baseline methods by over 10% on average.

Impact Statement

This paper presents work aimed at advancing the field of Trustworthy Machine Learning, particularly focusing on improving privacy in large language models (LLMs) through our Split-N-Denoise (SnD) framework. Although our primary goal is technical innovation, we acknowledge the broader societal implications of improving privacy in machine learning applications. The SnD framework offers a potential increase in user trust and broader adoption of LLM technologies by addressing privacy concerns. However, as this research primarily contributes to technical aspects of LLMs, we believe that the ethical impacts and societal consequences align with those well established in advancing machine learning.

References

- Almeida, T. A., Hidalgo, J. M. G., and Yamakami, A. Contributions to the Study of SMS Spam Filtering: New Collection and Results. In *Proceedings of the 2011 ACM Symposium on Document Engineering (DOCENG'11)*, 2011.
- Balle, B. and Wang, Y.-X. Improving the gaussian mechanism for differential privacy: Analytical calibration and optimal denoising, 2018.
- Bar-Haim, R., Dagan, I., Dolan, B., Ferro, L., Giampiccolo, D., Magnini, B., and Szpektor, I. The second pascal recognising textual entailment challenge. In *Proceedings of the Second PASCAL Challenges Workshop*, 2006.
- Barbieri, F., Camacho-Collados, J., Espinosa-Anke, L., and Neves, L. TweetEval: Unified Benchmark and Comparative Evaluation for Tweet Classification. In *Proceedings of Findings of EMNLP*, 2020.
- Bentivogli, L., Dagan, I., Dang, H. T., Giampiccolo, D., and Magnini, B. The fifth pascal recognizing textual entailment challenge. In *Proceedings of the TAC 2009 Workshop*, 2009.
- Casanueva, I., Temcinas, T., Gerz, D., Henderson, M., and Vulic, I. Efficient Intent Detection with Dual Sentence Encoders. In *Proceedings of the 2nd Workshop on NLP for ConvAI - ACL 2020*, 2020. URL <https://arxiv.org/abs/2003.04807>. Data available at <https://github.com/PolyAI-LDN/task-specific-datasets>.
- Chatzikokolakis, K., Andrés, M., Bordenabe, N., and Palamidessi, C. Broadening the scope of differential privacy using metrics. 07 2013. ISBN 978-3-642-39076-0. doi: 10.1007/978-3-642-39077-7_5.
- Chen, T., Bao, H., Huang, S., Dong, L., Jiao, B., Jiang, D., Zhou, H., Li, J., and Wei, F. The-x: Privacy-preserving transformer inference with homomorphic encryption. *arXiv preprint arXiv:2206.00216*, 2022.
- Chen, Y., Li, T., Liu, H., and Yu, Y. Hide and seek (has): A lightweight framework for prompt privacy protection, 2023.
- Chen, Z., Zhang, H., Zhang, X., and Zhao, L. Quora question pairs, 2018. URL <https://www.kaggle.com/c/quora-question-pairs>.
- Dagan, I., Glickman, O., and Magnini, B. The pascal recognising textual entailment challenge. In *Proceedings of the First International Conference on Machine Learning Challenges*, 2006.
- de Gibert, O., Perez, N., García-Pablos, A., and Cuadros, M. Hate Speech Dataset from a White Supremacy Forum. In *Proceedings of the 2nd Workshop on Abusive Language Online (ALW2)*, pp. 11–20, Brussels, Belgium, October 2018. Association for Computational Linguistics. doi: 10.18653/v1/W18-5102. URL <https://www.aclweb.org/anthology/W18-5102>.
- Delattre, S. and Fournier, N. On the kozachenko–leonenko entropy estimator. *Journal of Statistical Planning and Inference*, 185:69–93, 2017.
- Devlin, J., Chang, M.-W., Lee, K., and Toutanova, K. Bert: Pre-training of deep bidirectional transformers for language understanding. *arXiv preprint arXiv:1810.04805*, 2018.
- Dolan, B. and Brockett, C. Automatically constructing a corpus of sentential paraphrases. In *Third International Workshop on Paraphrasing (IWP2005)*, 2005.
- Du, M., Yue, X., Chow, S. S., Wang, T., Huang, C., and Sun, H. Dp-forward: Fine-tuning and inference on language models with differential privacy in forward pass. *arXiv preprint arXiv:2309.06746*, 2023.
- Duan, H., Dziedzic, A., Papernot, N., and Boenisch, F. Flocks of stochastic parrots: Differentially private prompt learning for large language models, 2023.
- Dunn, J. E. Representations of language varieties are reliable given corpus similarity measures. In *Proceedings of the Eighth Workshop on NLP for Similar Languages, Varieties, and Dialects*, pp. 28–38, 2021.
- Dwork, C. Differential privacy. In *International colloquium on automata, languages, and programming*, pp. 1–12. Springer, 2006.
- Dwork, C., Roth, A., et al. The algorithmic foundations of differential privacy. *Foundations and Trends® in Theoretical Computer Science*, 9(3–4):211–407, 2014.
- Fernandes, N., Dras, M., and McIver, A. Generalised differential privacy for text document processing. In *Principles of Security and Trust: 8th International Conference, POST 2019, Held as Part of the European Joint Conferences on Theory and Practice of Software, ETAPS 2019, Prague, Czech Republic, April 6–11, 2019, Proceedings 8*, pp. 123–148. Springer International Publishing, 2019.
- Feyisetan, O., Balle, B., Drake, T., and Diethe, T. Privacy- and utility-preserving textual analysis via calibrated multivariate perturbations, 2019.
- Giampiccolo, D., Magnini, B., Dagan, I., and Dolan, B. The third pascal recognizing textual entailment challenge. In *Proceedings of the ACL-PASCAL Workshop on Textual Entailment and Paraphrasing*, 2007.

- Gokaslan*, A., Cohen*, V., Pavlick, E., and Tellex, S. Open-webtext corpus. <http://SkyLion007.github.io/OpenWebTextCorpus>, 2019.
- Grano, G., Di Sorbo, A., Mercaldo, F., Visaggio, C. A., Canfora, G., and Panichella, S. Software applications user reviews. 2017.
- Guo, C., Karrer, B., Chaudhuri, K., and van der Maaten, L. Bounding training data reconstruction in private (deep) learning. In *International Conference on Machine Learning*, pp. 8056–8071. PMLR, 2022.
- Gupta, O. and Raskar, R. Distributed learning of deep neural network over multiple agents, 2018.
- Gurulingappa, H., Rajput, A. M., Roberts, A., Fluck, J., Hofmann-Apitius, M., and Toldo, L. Development of a benchmark corpus to support the automatic extraction of drug-related adverse effects from medical case reports. *Journal of Biomedical Informatics*, 45:885–892, 2012. doi: <https://doi.org/10.1016/j.jbi.2012.04.008>. URL <http://www.sciencedirect.com/science/article/pii/S1532046412000615>.
- Hao, M., Li, H., Chen, H., Xing, P., Xu, G., and Zhang, T. Iron: Private inference on transformers. *Advances in Neural Information Processing Systems*, 35:15718–15731, 2022.
- Hay, M., Li, C., Miklau, G., and Jensen, D. Accurate estimation of the degree distribution of private networks. In *2009 Ninth IEEE International Conference on Data Mining*, pp. 169–178. IEEE, 2009.
- Hoory, S., Feder, A., Tendler, A., Cohen, A., Erell, S., Laish, I., Nakhost, H., Stemmer, U., Benjamini, A., Hassidim, A., and Matias, Y. Learning and evaluating a differentially private pre-trained language model. pp. 21–29, 01 2021. doi: 10.18653/v1/2021.privatenlp-1.3.
- Huang, Y., Song, Z., Chen, D., Li, K., and Arora, S. Text-thide: Tackling data privacy in language understanding tasks, 2020.
- Kan, Z., Qiao, L., Yu, H., Peng, L., Gao, Y., and Li, D. Protecting user privacy in remote conversational systems: A privacy-preserving framework based on text sanitization, 2023.
- Kerrigan, G., Slack, D., and Tuyls, J. Differentially private language models benefit from public pre-training, 2020.
- Kilgarriff, A. Comparing corpora. *International journal of corpus linguistics*, 6(1):97–133, 2001.
- Kotonya, N. and Toni, F. Explainable automated fact-checking for public health claims. In *Proceedings of the 2020 Conference on Empirical Methods in Natural Language Processing (EMNLP)*, pp. 7740–7754, Online, November 2020. Association for Computational Linguistics. URL <https://www.aclweb.org/anthology/2020.emnlp-main.623>.
- Li, Y., Su, H., Shen, X., Li, W., Cao, Z., and Niu, S. Daily-dialog: A manually labelled multi-turn dialogue dataset. In *Proceedings of The 8th International Joint Conference on Natural Language Processing (IJCNLP 2017)*, 2017.
- Li, Y., Tan, Z., and Liu, Y. Privacy-preserving prompt tuning for large language model services, 2023.
- Liu, X. and Liu, Z. Llms can understand encrypted prompt: Towards privacy-computing friendly transformers. *arXiv preprint arXiv:2305.18396*, 2023.
- Loshchilov, I. and Hutter, F. Decoupled weight decay regularization. In *International Conference on Learning Representations*, 2018.
- Lukas, N., Salem, A., Sim, R., Tople, S., Wutschitz, L., and Zanella-Béguelin, S. Analyzing leakage of personally identifiable information in language models. *arXiv preprint arXiv:2302.00539*, 2023.
- Malo, P., Sinha, A., Korhonen, P., Wallenius, J., and Takala, P. Good debt or bad debt: Detecting semantic orientations in economic texts. *Journal of the Association for Information Science and Technology*, 65, 2014.
- McAuley, J. and Leskovec, J. Hidden factors and hidden topics: understanding rating dimensions with review text. In *Proceedings of the 7th ACM conference on Recommender systems*, pp. 165–172, 2013.
- Merity, S., Xiong, C., Bradbury, J., and Socher, R. Pointer sentinel mixture models, 2016.
- Nasr, M., Shokri, R., and hoomansadr, A. Improving deep learning with differential privacy using gradient encoding and denoising, 2020.
- Nikolov, A., Talwar, K., and Zhang, L. The geometry of differential privacy. In *Proceedings of the forty-fifth annual ACM symposium on Theory of Computing*. ACM, jun 2013. doi: 10.1145/2488608.2488652. URL <https://doi.org/10.1145%2F2488608.2488652>.
- Pang, B. and Lee, L. Seeing stars: Exploiting class relationships for sentiment categorization with respect to rating scales. In *Proceedings of the ACL*, 2005.
- Qu, C., Kong, W., Yang, L., Zhang, M., Bendersky, M., and Najork, M. Natural language understanding with privacy-preserving BERT. In *Proceedings of the 30th ACM International Conference on Information &*

- Knowledge Management*. ACM, oct 2021a. doi: 10.1145/3459637.3482281. URL <https://doi.org/10.1145%2F3459637.3482281>.
- Qu, C., Kong, W., Yang, L., Zhang, M., Bendersky, M., and Najork, M. Natural language understanding with privacy-preserving bert. In *Proceedings of the 30th ACM International Conference on Information & Knowledge Management*, pp. 1488–1497, 2021b.
- Radford, A., Wu, J., Child, R., Luan, D., Amodei, D., Sutskever, I., et al. Language models are unsupervised multitask learners. *OpenAI blog*, 1(8):9, 2019.
- Raffel, C., Shazeer, N., Roberts, A., Lee, K., Narang, S., Matena, M., Zhou, Y., Li, W., and Liu, P. J. Exploring the limits of transfer learning with a unified text-to-text transformer. *The Journal of Machine Learning Research*, 21(1):5485–5551, 2020.
- Rajpurkar, P., Zhang, J., Lopyrev, K., and Liang, P. SQuAD: 100,000+ Questions for Machine Comprehension of Text. *arXiv e-prints*, pp. arXiv:1606.05250, 2016.
- Sanh, V. Distilbert, a distilled version of bert: smaller, faster, cheaper and lighter. In *Proceedings of Thirty-third Conference on Neural Information Processing Systems (NIPS2019)*, 2019.
- Shen, X., Liu, Y., Liu, H., Hong, J., Duan, B., Huang, Z., Mao, Y., Wu, Y., and Wu, D. A split-and-privatize framework for large language model fine-tuning. *arXiv preprint arXiv:2312.15603*, 2023.
- Sheng, E. and Uthus, D. Investigating Societal Biases in a Poetry Composition System, 2020.
- Singh, A., Vepakomma, P., Gupta, O., and Raskar, R. Detailed comparison of communication efficiency of split learning and federated learning, 2019.
- Vashisth, P. and Meehan, K. Gender classification using twitter text data. In *2020 31st Irish Signals and Systems Conference (ISSC)*, pp. 1–6. IEEE, 2020.
- Vaswani, A., Shazeer, N., Parmar, N., Uszkoreit, J., Jones, L., Gomez, A. N., Kaiser, Ł., and Polosukhin, I. Attention is all you need. *Advances in neural information processing systems*, 30, 2017.
- Vepakomma, P., Gupta, O., Swedish, T., and Raskar, R. Split learning for health: Distributed deep learning without sharing raw patient data, 2018.
- Wang, B., Gu, Q., Boedihardjo, M., Barekat, F., and Osher, S. J. Dp-lssgd: A stochastic optimization method to lift the utility in privacy-preserving erm, 2019.
- Warstadt, A., Singh, A., and Bowman, S. R. Neural network acceptability judgments. *Transactions of the Association for Computational Linguistics*, 7:625–641, 2019.
- Wu, X., Li, F., Kumar, A., Chaudhuri, K., Jha, S., and Naughton, J. F. Bolt-on differential privacy for scalable stochastic gradient descent-based analytics, 2017.
- Xu, H., Dutta, A., Liu, W., Li, X., and Kalnis, P. Denoising differential privacy in split learning. 2022.
- Yang, X., Sun, J., Yao, Y., Xie, J., and Wang, C. Differentially private label protection in split learning. *arXiv preprint arXiv:2203.02073*, 2022.
- Yu, D., Naik, S., Backurs, A., Gopi, S., Inan, H. A., Kamath, G., Kulkarni, J., Lee, Y. T., Manoel, A., Wutschitz, L., et al. Differentially private fine-tuning of language models. *arXiv preprint arXiv:2110.06500*, 2021.
- Zhang, X., Zhao, J. J., and LeCun, Y. Character-level Convolutional Networks for Text Classification. In *NIPS*, 2015.

A. Appendix

A.1. Proof of Theorem 3.3

To prove the theorem, we first demonstrate that the noise follows Laplacian distribution:

Lemma A.1. *By sampling l from Gamma distribution $\Gamma(d, 1/\eta)$, and v from the unit ball B^d , the vector $z = lv$ can be released as d -dimensional Laplacian $z \sim c \exp(-\eta\|z\|)$.*

Proof. The proof follows by changing variables to spherical coordinates and showing that the Laplacian can be expressed as the product of v and l . See, for instance, Lemma 4 in (Fernandes et al., 2019). \square

We can now proceed to the proof of Theorem 3.3.

Proof. Plugging in the probability density function of z , it holds that:

$$\frac{P(M(\mathbf{x}) = \mathbf{y})}{P(M(\mathbf{x}') = \mathbf{y})} = \frac{P(z = \mathbf{y} - \mathbf{x})}{P(z = \mathbf{y} - \mathbf{x}')} = \exp(\eta(\|\mathbf{y} - \mathbf{x}'\| - \|\mathbf{y} - \mathbf{x}\|)) \leq \exp(\eta(\|\mathbf{x}' - \mathbf{x}\|)) \quad (15)$$

, for any $\eta > 0$.

Then the mechanism M' achieves ηd_χ -DP based on post-processing property. \square

A.2. Denoise Model

A.2.1. PROOF OF PROPOSITION 3.4

We begin with the below Lemma to bound the relative entropy of $\hat{\mathbf{y}}$ and $\hat{\mathbf{y}}'$.

Lemma A.2. *Let $\hat{\mathbf{y}} \in \mathbb{R}^k$ be the noisy vector described in Proposition 3.4. Denote $F : \mathbb{R}^{n \times d} \rightarrow \mathbb{R}^k$ as the transformation from privatized token representations to $\hat{\mathbf{y}}$. It holds that:*

$$\mathbb{D}_2(F(\hat{\mathbf{y}}) \| F(\hat{\mathbf{y}}')) \leq \mathbb{D}_\infty(F(\hat{\mathbf{y}}) \| F(\hat{\mathbf{y}}')) \leq \eta B_x, \forall \hat{\mathbf{y}} = M'(\mathbf{x}), \hat{\mathbf{y}}' = M'(\mathbf{x}') \quad (16)$$

where $\mathbb{D}_i(\cdot)$ denotes the rényi divergence of order i .

Proof. The proof directly follows by applying post-processing properties on the relative entropy. \square

Then we proceed to the proof of Proposition 3.4. Let $h = D_s(\hat{\mathbf{y}})$ For an unbiased denoise model, the MSE is lower bounded by:

$$\mathbb{E}[\|D_s(\hat{\mathbf{y}}) - \mathbf{y}\|/k] \geq \sum_i \text{Var}(D_s(\hat{\mathbf{y}})_i) \quad (17)$$

Then we examine the bound of $\text{Var}(D_s(\hat{\mathbf{y}})_i)$. Denote $h = D_s(\hat{\mathbf{y}})$ as the denoised output and $\mu(\mathbf{y})$ as the expectation of h . From Hammersley-Chapman-Robbins Bound, we have:

$$\begin{aligned} \text{Var}(D_s(\hat{\mathbf{y}})_i) &\geq \frac{(\mu(\mathbf{y} + e_i)_i - \mu(\mathbf{y})_i)^2}{\mathbb{E}[(p(h; \mathbf{y} + e_i)/p(h; \mathbf{y}) - 1)^2]} \geq \frac{(\mu(\mathbf{y} + e_i)_i - \mu(\mathbf{y})_i)^2}{e^{\eta B_x} - 1} \\ &\stackrel{(a)}{\geq} \frac{\sum_{i=1}^d \text{diam}_i(\mathcal{Y})^2 / 4k}{e^{\eta B_x} - 1} \end{aligned} \quad (18)$$

where $\mathbb{E}[\cdot]$ is the expectation taken over $p(h; \mathbf{y})$, $p(h; \mathbf{y})$ is the density function of h given \mathbf{y} , and e_i is the standard basis vector with i th coordinate equal to 1. (a) follows from the unbiased property of the denoise model (see, for example, Theorem A.1 in (Guo et al., 2022)).

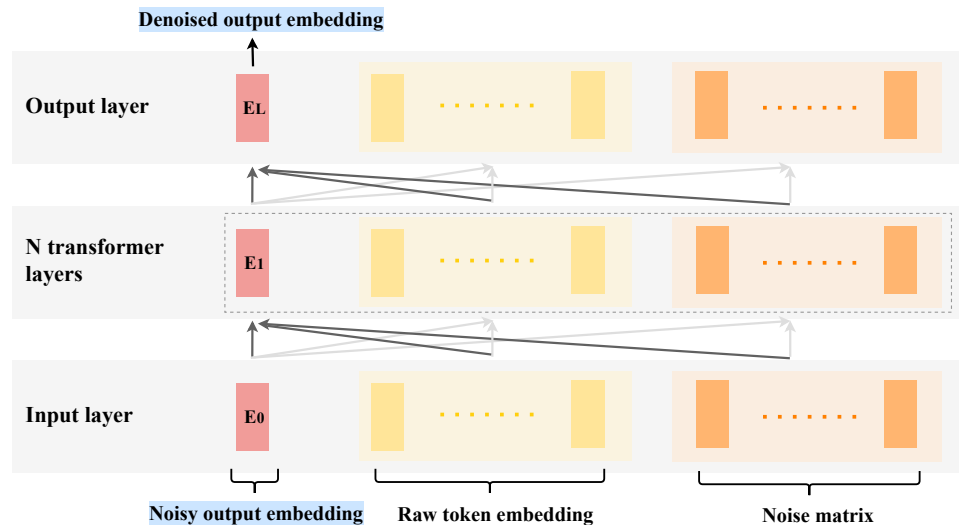


Figure 3: Architecture of denoise model. The denoise model accepts the noised output embedding from the LLM model, in conjunction with the raw token embedding and noise matrix, as input. Through multiple transformers, the model learns to denoise, ultimately producing a denoised output embedding to augment the performance of downstream tasks.

A.2.2. FIGURE OF DENOISE ARCHITECTURE

A.3. Details of Datasets

A.3.1. DATASET TO TRAIN DENOISE MODEL

SQuAD: The Stanford Question Answering Dataset (SQuAD) is a reading comprehension dataset, with questions posed by crowdworkers based on a set of Wikipedia articles. The answer to every question is a segment of text from the corresponding article, or the question might be unanswerable (Rajpurkar et al., 2016).

AG News: This dataset contains more than 1 million news articles, categorizing text into classes like sports, business, and tech (Zhang et al., 2015).

Financial Phrasebank: Comprising sentiments in the financial domain, specifically with sentences where all annotators concur. It is primarily for 3-class sentiment analysis (Malo et al., 2014).

Banking77: It contains online banking queries annotated with their corresponding intents, focusing on fine-grained single-domain intent detection (Casanueva et al., 2020).

Health Fact: A comprehensive dataset for explainable automated fact-checking of public health claims (Kotonya & Toni, 2020).

Poem Sentiment: A dataset for 4-class sentiment analysis on poem verses from Project Gutenberg (Sheng & Uthus, 2020).

Tweet Eval - Sentiment: Containing tweets for sentiment analysis (Barbieri et al., 2020).

Tweet Eval - Emotion: Comprising tweets labeled with specific emotions (Barbieri et al., 2020).

Tweet Eval - Hate: A dataset to classify tweets containing hate speech (Barbieri et al., 2020).

Tweet Eval - Offensive: A dataset for classifying tweets deemed offensive (Barbieri et al., 2020).

ADE Corpus V2: A dataset for classification if a sentence discusses Adverse Drug Reaction or not. This dataset also extracts the relation between Adverse Drug Event and Drug (Gurulingappa et al., 2012).

Hate Speech18: Dedicated to detecting hate speech in texts extracted from Stormfront, a white supremacist forum (de Gibert et al., 2018).

SMS Spam: Comprising SMS labeled texts, this dataset is utilized to identify spam messages (Almeida et al., 2011).

Daily Dialog: A high-quality multi-turn dialog dataset contains dialogues derived from daily conversations (Li et al., 2017).

Yelp Review Full: Comprising reviews from Yelp for text classification. This dataset is extracted from the Yelp Dataset Challenge 2015 data (Zhang et al., 2015).

App Reviews: A dataset of user reviews of Android applications belonging to different categories (Grano et al., 2017).

Amazon Polarity: Contains reviews from Amazon, including product and user information, ratings, and a text review (McAuley & Leskovec, 2013; Zhang et al., 2015).

Rotten Tomatoes: A movie review dataset used for sentiment analysis. This dataset comprises reviews from the Rotten Tomatoes website (Pang & Lee, 2005).

Wikitext: A collection of over 100 million tokens extracted from the set of verified Good and Featured articles on Wikipedia. Used for language modeling and other NLP tasks (Merity et al., 2016).

OpenWebText: An open-source collection of web articles, modeled after the dataset used in the original "GPT" work (Gokaslan* et al., 2019).

A.3.2. DATASET FOR DOWNSTREAM TASKS

QQP: The Quora Question Pairs2 dataset consists of question pairs to determine semantic equivalence (Chen et al., 2018).

RTE: The Recognizing Textual Entailment (RTE) datasets aggregates multiple Recognizing Textual Entailment challenges, determining if texts entail each other. It combines data from several RTE challenges (Dagan et al., 2006; Bar-Haim et al., 2006; Giampiccolo et al., 2007; Bentivogli et al., 2009).

MRPC: The Microsoft Research Paraphrase Corpus (MRPC) contains sentence pairs extracted from online news sources, with labels to predict the equivalence of the sentences in the pair (Dolan & Brockett, 2005).

CoLA: The Corpus of Linguistic Acceptability (CoLA) consists of sentences from books and journal articles on linguistic theory with annotations for acceptability (grammaticality) (Warstadt et al., 2019).

A.4. Evaluation of Downstream Tasks

We follow the steps below to conduct evaluation on downstream tasks:

- Obtain the embeddings of text in training and testing datasets via privacy-preserving LLM inference framework.
- Train a classification model on the privatized (denoised) embeddings from training set.
- Test the performance of classification model on the privatized (denoised) embeddings from testing set.

A.5. Specifications on Experimental Setting

A.5.1. EXPERIMENTAL SETTINGS

All the experiments are performed on a virtual server with Intel Xeon Platinum 8336C CPU and NVIDIA RTX A6000 GPU (CUDA version 12.2). We utilize Python 3.9 as the programming language and pytorch 2.2.2 as the underlying framework.

A.5.2. HYPERPARAMETERS OF DENOISE MODEL

The hyperparameters of denoise model are represented as followed:

- d_{model} : Dimension of input embeddings and hidden states.
- d_{ff} : Hidden dimension in the feed forward network.
- d_{kv} : Dimension of each head in the multi-head attention layer.
- n_{head} : Number of heads in the multi-head attention layer.
- L : Number of layers.

Table 8 lists the hyperparameters for each denoise model.

Table 8: Hyperparameters of denoise models.

	d_{model}	d_{ff}	d_{kv}	n_{head}	L
DistillBert	768	768	240	6	3
Bert Base	768	1024	240	8	6
Bert Large	1024	1024	256	8	6
T5 Small	512	512	240	6	6
T5 Base	768	768	256	8	6
T5 Large	1024	1024	256	8	6
GPT2 Small	768	768	240	8	6
GPT2 Medium	1024	1024	256	8	6
GPT2 Large	1280	1280	256	8	6
GPT2 XLarge	1600	1600	256	10	6

A.5.3. TRAINING OF DENOISE MODEL

We take the following measures to train the denoise model adapting to varying η levels:

- Divide the privacy budget η into three groups. For each model, we partition η into three groups according to the correlation coefficient between the plain and privatized token embeddings.
- Train separate denoise models for each group of η . For each partition, we sample the noises from two representative η levels as training inputs to the denoise model.
- Perform denoising using the denoise model corresponding to the appropriate group. During the inference stage, users specify the desired levels η and retrieve the denoise model from the corresponding partition.

During pre-training, we sampled up to 5000 examples for each of the 20 dataset, resulting in nearly 100,000 samples. Each model is trained for 2 epochs. In Table 9, we compare the computation time to train the denoising model on a single A6000, and that to train the original large language model (Sanh, 2019; Devlin et al., 2018; Raffel et al., 2020; Radford et al., 2019). It can be observed that the computation cost to train the denoiser is acceptable, especially when it is compared with the resources used to pre-train the original language model.

Table 9: Training time of denoise model and original language model.

		Denoiser	Base Model
BERT	DistillBert	3.3 hours on single A6000	24-48 hours on multiple TPUs or high-end GPUs like V100
	Bert Base	5.7 hours on single A6000	4 days on 4 Cloud TPUs (16 TPU chips)
	Bert Large	9.9 hours on single A6000	4 days on 16 Cloud TPUs (64 TPU chips total)
T5	T5 Small	3.1 hours on single A6000	Several days on a Cloud TPU v3-8
	T5 Base	6.0 hours on single A6000	one week on a Cloud TPU v3-8
	T5 Large	11.2 hours on single A6000	two weeks on a Cloud TPU v3-8
GPT2	GPT2 Small	5.8 hours on single A6000	ã week using several NVIDIA V100 GPUs
	GPT2 Medium	10.3 hours on single A6000	two weeks with multiple NVIDIA V100 GPUs
	GPT2 Large	17.2 hours on single A6000	3-4 weeks with multiple NVIDIA V100 GPUs
	GPT2 XLarge	30.3 hours on single A6000	1-2 months on a substantial number of NVIDIA V100 GPUs

A.5.4. TRAINING OF DOWNSTREAM CLASSIFICATION MODEL

For downstream classification task, we employ a simple neural network model composed of two fully connected layers and two rectified linear unit (ReLU) activation functions. We set the hidden dimension to be the same as input dimension.

Regarding pairwise similarity and textual entailment tasks, we concatenate the embeddings of both sentences into one vector which is then passed as input to the classification model.

A.5.5. SPECIFICATION OF BASELINE

Below we list the experimental specifications of the three baseline methods. All approaches utilize the d_χ -privacy definition with L_2 distances $d(x, x') = \|x - x'\|$. The maximum sequence length is set to 512 in SnD and baselines.

- TokEmbPriv: the user perturbed the token embedding with d_χ -privacy before uploading to the server. The privatization is performed by adding random noise Z sampled from a d -dimensional distribution with density function $p(Z) \sim \exp(-\eta\|Z\|)$.
- Text2Text: the user transforms the plain token sequence into a privatized token sequence. The tokens is first mapped to a embedding space using the embedding model given by the token representation layer $E : \mathcal{V} \rightarrow \mathbb{R}^d$, where \mathcal{V} denotes set of vocabulary. The token embeddings are privatized by adding noises drawn from the exponential distribution described in TokEmbPriv. Finally, we identify the token with representation closest to the perturbed embeddings measured by Euclidean distance.
- RAPT: We adopt the prompt tuning method with prompt length set to 150. We finetune the model for 4 epochs and set the batch size to 15. The vocabulary size of the reconstruct head and plain token size are set to 7,630 and 40, respectively. We employ AdamW (Loshchilov & Hutter, 2018) as the optimizer and set the learning rate to 6e-5.

A.6. Estimation of Mutual Information

Let X, \tilde{X} denote the original and privatized token embedding respectively. Then mutual information is defined as:

$$I(X; \tilde{X}) = H(\tilde{X}) - H(X) = H(X) - H(X|\tilde{X}) \quad (19)$$

, where $H(\cdot)$ is the entropy of the variable. $I(X; \tilde{X})$ ranges from 0 to ∞ , and a smaller value indicates that two variables share less information about each other. If $I(X; \tilde{X}) = 0$, then X and \tilde{X} are independent.

According to data-processing inequality, the norm clipping step would not increase the mutual information. Therefore, in the following, we focus on the case $\tilde{X} = X + Z$, where Z is sampled from the Laplacian distribution. Given that X and Z are independent, the mutual information can be simplified as

$$I(X; \tilde{X}) = H(\tilde{X}) - H(Z) \quad (20)$$

To estimate the mutual information from empirical distribution, we follow Kozachenko and Leonenko’s method to compute the entropy from the distance to the k-nearest neighbor:

$$\hat{H}(X) = \psi(N) - \psi(k) + \log c_d + \frac{d}{N} \sum_{i=1}^N \log \epsilon(i) \quad (21)$$

, where N is the sample size, $\psi(\cdot)$ is the digamma function, c_d is the volume of d-dimensional unit ball, and $\epsilon(i)$ is the distance of the i^{th} sample to its k-nearest neighbor.

By applying the same sample size and k-nearest neighbor for both X and Z , we can cancel out the first three terms and formulate the estimation for mutual information as:

$$\hat{I}(X; \tilde{X}) = \frac{d}{N} \sum_{i=1}^N \log \epsilon_{\tilde{X}}(i) - \frac{d}{N} \sum_{i=1}^N \log \epsilon_Z(i) \quad (22)$$

Thus, the mutual information can be computed by the distance to the k-nearest neighbor for privatized embedding \tilde{X} and noise Z .

A.7. Attribute Inference Attack

Figure 4 presents the accuracies of inference attack on the tweet review dataset. In the case of Bert models, the attack accuracies are around 0.5 when $\eta \leq 1500$. As for GPT2 small, the attack performance gradually increases as η reaches 500, whereas for GPT2 medium and large, the attack accuracies remain consistently low when $\eta \leq 1500$. For T5 models, the attacker’s inference capability starts to grow for $\eta \geq 600$.

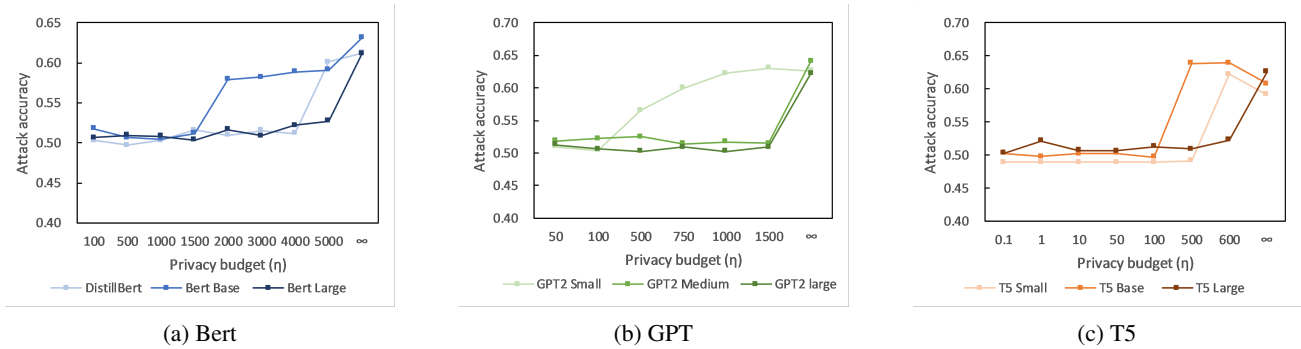


Figure 4: Attribute inference attack accuracy under varying η .

A.8. Finetuning Budget with Model Update

Table 10: AUCs under various denoise and base model finetuning samples. # of denoise model finetune samples denotes how many samples we selected from the mixed dataset to finetune the denoise model, and # of base model finetune samples denotes how many samples we select from sst2 to finetune the base model.

# of denoise model finetune samples	# of base model finetune samples			
	1000	10000	30000	60000
0	0.621	0.612	0.589	0.575
100	0.629	0.627	0.592	0.614
1000	0.642	0.635	0.644	0.631

A.9. Geometry Properties of Embedding Space

We compute the Euclidean distances for three representative models: Bert Base, GPT2 Medium, and T5 Small. We evaluate the privacy budget with $\eta = 500$ for GPT and Bert models, and $\eta = 5$ and $\eta = 10$ for T5 model in Figure 5. T5 model has much larger Euclidean distances than the other two models with its neighbors, and thus requires smaller levels of η to achieve the similar level of privacy protection.

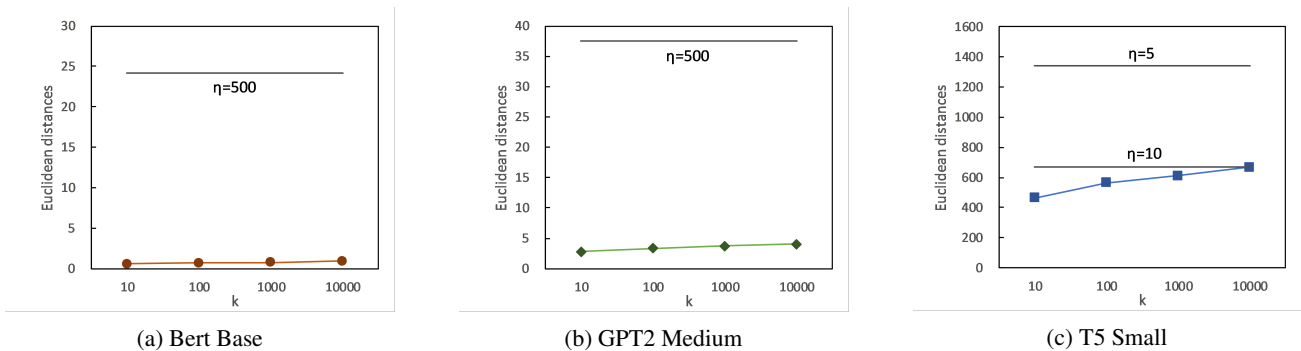


Figure 5: Euclidean distances

A.10. Comparison with Baseline in Terms of Similarity

Table 11, 12, and 13 compare the MSE and COS of SnD with the three baselines. A higher COS (or lower MSE) suggests that the final output embeddings is more similar to the clean output embeddings, indicating a higher preservation of utility. Noted that we don't list the metrics for RAPT as it returns the classification result to the user, which doesn't involve the

transmission of output embeddings. One important observation is that our proposed methods results in significantly lower MSE and higher COS compared with the two baselines.

Table 11: MSE and COS comparisons for BERT models with QQP task.

η		DistillBert			Bert Base			Bert Large		
		50	100	500	50	100	500	50	100	500
TokenEmbPriv	MSE	0.507	0.507	0.630	0.477	0.475	0.461	0.629	0.632	0.630
	COS	0.212	0.214	0.204	0.097	0.098	0.105	0.203	0.200	0.204
Text2Text	MSE	0.445	0.445	0.445	0.248	0.248	0.248	0.609	0.608	0.613
	COS	0.279	0.279	0.279	0.470	0.470	0.470	0.224	0.226	0.224
SnD	MSE	0.241	0.260	0.098	0.060	0.075	0.035	0.119	0.139	0.098
	COS	0.511	0.490	0.846	0.870	0.862	0.935	0.806	0.769	0.846

Table 12: MSE and COS comparisons for GPT models with MRPC task.

η		GPT2 Small			GPT2 Medium			GPT2 large		
		1	50	100	1	50	100	1	50	100
TokenEmbPriv	MSE	97.019	21.962	18.520	35.680	32.189	31.463	2.584	1.920	1.608
	COS	0.353	0.947	0.954	0.370	0.646	0.656	0.017	0.096	0.102
Text2Text	MSE	18.791	17.824	17.824	28.613	28.440	28.440	1.489	1.437	1.247
	COS	0.951	0.954	0.954	0.613	0.628	0.628	0.093	0.107	0.134
SnD	MSE	4.667	4.611	4.177	11.721	10.333	11.951	0.502	0.501	0.484
	COS	0.971	0.985	0.989	0.838	0.870	0.890	0.630	0.609	0.611

Table 13: MSE and COS comparisons for T5 models with MRPC task.

η		T5 Small			T5 Base			T5 large		
		0.001	0.01	0.1	0.001	0.01	0.1	0.001	0.01	0.1
TokenEmbPriv	MSE	0.630	0.234	0.201	0.230	0.131	0.093	0.212	0.120	0.098
	COS	0.909	0.923	0.962	0.873	0.902	0.973	0.697	0.934	0.957
Text2Text	MSE	0.086	0.084	0.089	0.135	0.133	0.134	0.072	0.073	0.070
	COS	0.923	0.924	0.923	0.826	0.825	0.826	0.834	0.837	0.837
SnD	MSE	0.035	0.038	0.007	0.004	0.006	0.003	0.022	0.021	0.005
	COS	0.988	0.992	0.997	0.991	0.996	0.992	0.961	0.966	0.978

A.11. Overhead Analysis

In this section, we evaluate the overhead on a virtual server with Intel Xeon Platinum 8336C CPU and NVIDIA RTX A6000 GPU (CUDA version 12.2).

Table 14: Overhead of SnD and encryption-based methods. *Comp.* and *Comm.* represent the computation and communication cost respectively. The computation costs are measured in seconds.

	SnD		PCFT		Iron	
	Comp.	Comm. (MB)	Comp.	Comm. (GB)	Comp.	Comm. (GB)
DistillBert	0.026	0.00014	137.16	13.68	693.18	76.56
Bert Base	0.031	0.00014	420.12	5.7	2021.16	27.06

To verify the practicability of SnD, we benchmark our framework with two encryption-based methods, Privacy-Computing Friendly Transformers (PCFT) (Liu & Liu, 2023) and Iron (Hao et al., 2022). Table 14 presents the computation cost for the inference of one sample, where the token length is set as 128. The communication cost in SnD doesn't involve downloading of denoise model as this is a one-time cost. The state-of-art encryption approaches incurred significant overhead in terms of communication cost resulted from their multiparty computation protocols. The SnD results in more than 5000× speedup for PCFT and 25000× speedup for Iron.

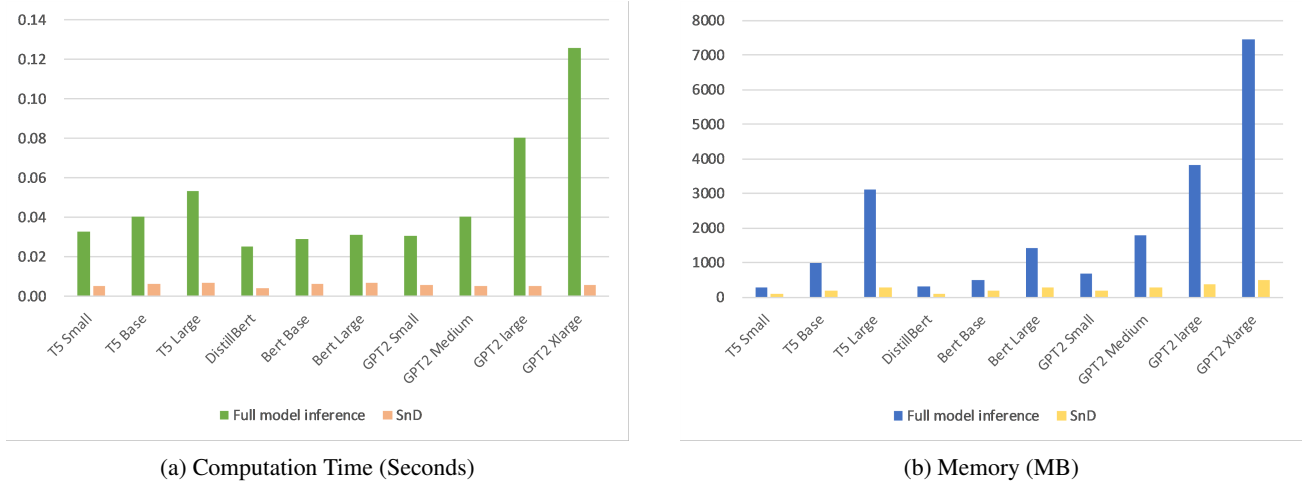


Figure 6: Computation and memory cost on user side. *Full model inference* denotes the case where user runs the whole language model, and *SnD* denotes the user’s computation cost in our proposed method.

In Figure 6 we compare the computation and memory cost of user-side inference in two cases: (a) user only conducts initial representation retrieval and local denoising in SnD, and (b) user performs local inference with the whole language model. It can be observed that SnD has significant advantages in terms of the overhead, and the computation benefits are greater for language models of large sizes. In particular, SnD saves the user’s computation and memory cost by 95.3% and 93.5%, respectively, compared with full model inference for GPT2-XLarge.

A.12. Ablation Studies

In this section, we conduct ablation studies to investigate the impact of user-side denoise model and norm clipping on privatized token embeddings.

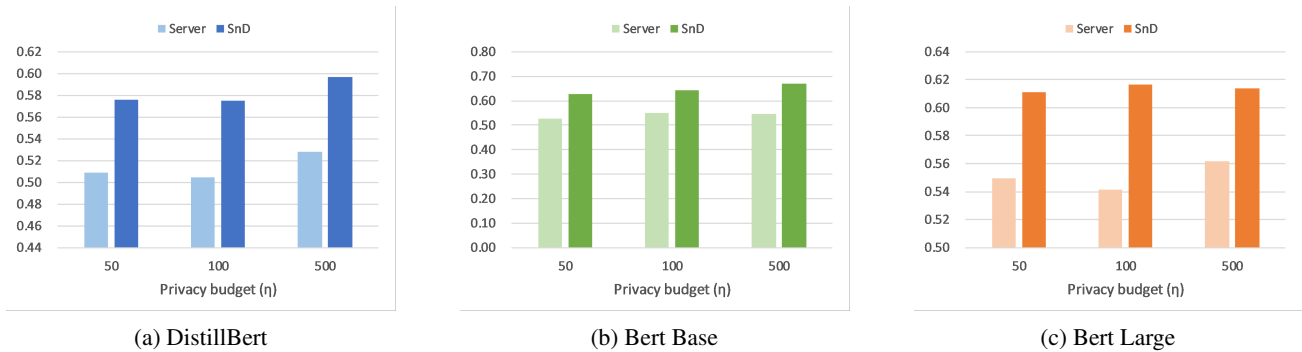


Figure 7: AUC comparison on denoise model deployment for BERT models with MRPC task. *Server* denotes that the denoise model is implemented at the server side without the knowledge of noise levels.

Impact of server-side denoise model: to evaluate the impact of noise level awareness on denoising performance, we deploy the denoise model on server side using only privatized token representations as input. We train a transformer-based denoise

model that outputs the denoised token representations with the objective to minimize MSE. The denoise model adopts the same hyperparameters specified in Appendix A.5. Figure 7 demonstrates that SnD significantly outperforms the server-side denoise method by over 10% in almost all cases. It’s also important to note that most AUCs of server-side denoise model fall below 0.55, suggesting the server’s incapacity to deduce private information about the user.

Impact of norm clipping: we perform ablation studies on the norm clipping procedure for the privatized token embeddings. Figure 8 shows the AUC comparisons for three downstream tasks on T5 large model. It can be observed that clipping the privatized inputs improve the accuracy by an average of 7.5%, 15.5%, 13.4% for RTE, MRPC, and QQP tasks respectively.

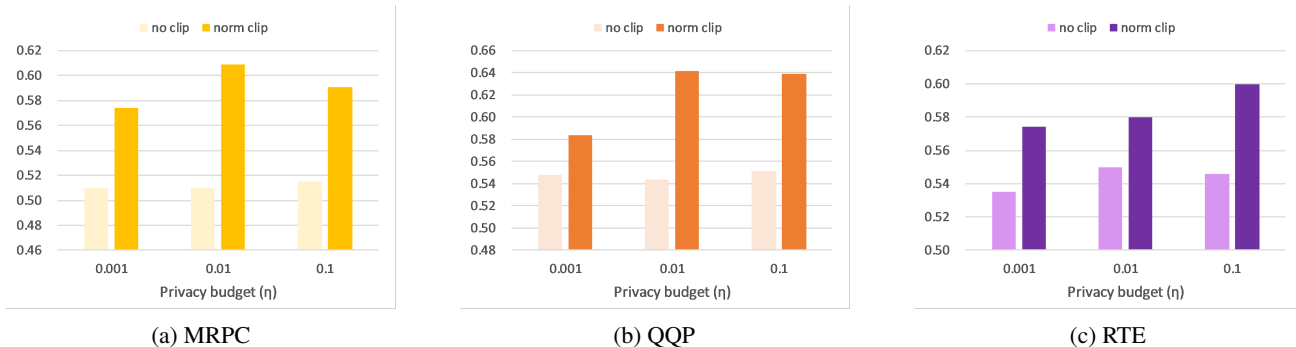


Figure 8: AUC on T5 Large with and without norm clipping. *No clip* refers to the case where norm clipping is not performed on the token representations.

Table 15: Corpus similarity between downstream task and three representative dataset.

	CoLA	MRPC	RTE
Poem Sentiment	0.493	0.361	0.369
AG News	0.474	0.868	0.853
Rotten Tomatoes	0.547	0.513	0.517

Table 16: AUC with denoise model trained on various public datasets. Mix denotes the performance on our SnD framework on the mixed public dataset.

		Mix	TokenEmbPriv	Poem Sentiment	AG News	Rotten Tomatoes
CoLA	BERT-base ($\eta = 100$)	0.56	0.50	0.55	0.56	0.54
	GPT2-medium ($\eta = 50$)	0.56	0.51	0.53	0.53	0.53
	T5-base ($\eta = 0.1$)	0.55	0.51	0.52	0.54	0.53
MRPC	GPT2-medium ($\eta = 100$)	0.64	0.55	0.60	0.66	0.61
	GPT2-medium ($\eta = 50$)	0.58	0.52	0.53	0.55	0.54
	T5-base ($\eta = 0.1$)	0.57	0.51	0.54	0.57	0.56
RTE	GPT2-medium ($\eta = 100$)	0.60	0.53	0.56	0.62	0.57
	GPT2-medium ($\eta = 50$)	0.57	0.53	0.56	0.56	0.56
	T5-base ($\eta = 0.1$)	0.61	0.54	0.54	0.57	0.57

A.13. Performance on Different Public Datasets

In this section, we investigate how discrepancies between private and public datasets affect downstream performance. To quantify these differences, we adopt the method in (Kilgariff, 2001; Dunn, 2021) to measure the corpus similarity between the downstream task and public dataset, which measures corpus similarity using Spearman’s rho between frequency ranks

across 5,000 bag-of-words features. Specifically, we choose three representative datasets with varying degrees of similarity to the downstream tasks, as detailed in Table 15.

We present the results on the three representative public datasets in terms of AUC in Table 16. We can make the following observations from the results: (1) Overall, the downstream tasks show better performance when the denoiser is trained with public dataset of higher corpus similarity. For instance, MRPC task has higher AUC with AG News, especially for BERT and T5 models. (2) When the public and private dataset have diverse distribution, SnD show lower AUC, but the performance is relatively robust compared with the baseline method.

A.14. Extreme Levels of η

In this section, we show that our denoise mechanism allows the model to maintain the performance even under extremely low levels of privacy budget η . Table 17 presents the AUC for Bert base with η set as 0.001, 0.01, 0.1. The correlation coefficients between the privatized and clean token representations are below 0.005, indicating that the transmitted intermediate values reveal little information about the input text. It can be observed that SnD still outperforms Text2Text by large under the low privacy settings.

Table 17: AUC for Bert Base with η from 0.001 to 0.1.

η	MRPC			RTE			QQP		
	0.001	0.01	0.1	0.001	0.01	0.1	0.001	0.01	0.1
Text2Text	0.525	0.528	0.520	0.519	0.520	0.526	0.510	0.516	0.527
SnD	0.617	0.616	0.619	0.576	0.578	0.569	0.639	0.650	0.647