

# Tokenizer Choice For LLM Training: Negligible or Crucial?

Mehdi Ali<sup>1,2</sup> <sup>†</sup>, Michael Fromm<sup>1,2</sup> <sup>†</sup>, Klaudia Thellmann<sup>3</sup> <sup>†</sup>

Richard Rutmann<sup>1,2</sup>, Max Lübbering<sup>1,2</sup>, Johannes Leveling<sup>1</sup>, Katrin Klug<sup>1</sup>, Jan Ebert<sup>4</sup>,  
Niclas Doll<sup>1</sup>, Jasper Schulze Buschhoff<sup>1</sup>, Charvi Jain<sup>1,2</sup>, Alexander Arno Weber<sup>1,2</sup>,  
Lena Jurkschat<sup>3</sup>, Hammam Abdelwahab<sup>1</sup>, Chelsea John<sup>4</sup>, Pedro Ortiz Suarez<sup>5</sup>, Malte Ostendorff<sup>5</sup>  
Samuel Weinbach<sup>6</sup>, Rafet Sifa<sup>1</sup>, Stefan Kesselheim<sup>4</sup>, Nicolas Flores-Herr<sup>1</sup>

<sup>1</sup>Fraunhofer IAIS, <sup>2</sup>Lamarr Institute, <sup>3</sup>TU-Dresden, <sup>4</sup>FZ Jülich, <sup>5</sup>DFKI, <sup>6</sup>Aleph Alpha

## Abstract

The recent success of Large Language Models (LLMs) has been predominantly driven by curating the training dataset composition, scaling of model architectures and dataset sizes and advancements in pretraining objectives, leaving tokenizer influence as a blind spot. Shedding light on this under-explored area, we conduct a comprehensive study on the influence of tokenizer choice on LLM downstream performance by training 24 mono- and multilingual LLMs at a 2.6 B parameter scale, ablating different tokenizer algorithms and parameterizations. Our studies highlight that the tokenizer choice can significantly impact the model’s downstream performance, training and inference costs. In particular, we find that the common tokenizer evaluation metrics *fertility* and *parity* are not always predictive of model downstream performance, rendering these metrics a questionable proxy for the model’s downstream performance. Furthermore, we show that multilingual tokenizers trained on the five most frequent European languages require vocabulary size increases of factor three in comparison to English. While English-centric tokenizers have been applied to the training of multilingual LLMs, we find that this approach results in a severe downstream performance degradation and additional training costs of up to 68%, due to an inefficient tokenization vocabulary.

## 1 Introduction

LLMs have shown impressive capabilities in many downstream tasks in a zero/few-shot setting such as summarization, reading comprehension, translation, and commonsense reasoning (Brown et al., 2020b; Touvron et al., 2023). To train a LLM,

the currently established approach is to employ a tokenizer that splits the training documents into tokens where a token represents a word (Bengio et al., 2000), a sub-word (Schuster and Nakajima, 2012; Sennrich et al., 2015; Wang et al., 2020), or a single character (Gao et al., 2020b), and each token is represented in the model by an embedding vector that can be further processed.

The quality of a tokenizer can be assessed *intrinsically* and *extrinsically*. An intrinsic evaluation solely addresses the characteristics of tokenizers and their generated output in isolation, whereas the extrinsic evaluation measures the impact of the tokenizer on a downstream component, e.g., the Large Language Model (LLM).

While many different tokenization approaches have been proposed, ranging from character-based to word-based methods, the potential impact of different tokenizers is neglected w.r.t. LLMs, especially in the context of multilingual LLMs. Recent work proposed by Petrov et al. (2023) demonstrates that carelessly designed tokenizers applied to the training of multilingual LLMs result in severe inequalities and limitations across languages. In fact, text passages translated into different languages resulted in tokenized sequences that differ in length up to a factor of 15, affecting inference costs and latency during inference. Furthermore, it is known that an essential property for effectively learning transformer-based LLMs is the learning of long-range dependencies (Vaswani et al., 2017). Given a fixed sequence length, learning to relate words far apart in the input text is impossible for languages whose text is excessively fragmented by the tokenizer.

Despite the importance of tokenizers and the potentially severe impact of poorly performing tokenizers, there exists so far no extensive study that holistically investigates the intrinsic and extrinsic tokenizer performance in a monolingual and multilingual setting with a focus on decoder-only

<sup>†</sup>Equal contribution.

models, which represent the backbone of current LLMs.

Therefore, we address this gap and conduct an extensive study in which we measure the impact of the tokenizer on the model performance. In particular, we make the following contributions:

- We conduct a study investigating the intrinsic tokenizer performance.
- We conduct a study investigating the extrinsic tokenizer performance, i.e., the impact of the tokenizer on the model’s downstream performance.
- Investigate whether a correlation between the intrinsic and the extrinsic tokenizer performance exists.

## 2 Related Work

This section provides an overview of tokenization algorithms and their usage in encoder- and decoder-only transformer models.

### 2.1 Tokenization Approaches

**Word Tokenization.** The most basic tokenization approach is to split sequences based on white spaces and consider each word as a token (Bengio et al., 2000).

**Subword tokenization.** *Subword tokenization* algorithms are data-driven tokenization approaches which can decompose words into subwords/multiple tokens and currently represent the established tokenization approach upon which LLMs rely (Kudo and Richardson, 2018; Petrov et al., 2023). Because subword tokenizers decompose words into subwords, they can process out-of-vocabulary words by merging subwords from the vocabulary (Kudo and Richardson, 2018). Examples of popular subword tokenizers are WordPiece (Schuster and Nakajima, 2012), BPE (Gage, 1994; Sennrich et al., 2015), Byte-Level BPE (BBPE) (Wang et al., 2020), and Unigram (Kudo, 2018).

**Character Tokenization.** Tokenization can also be performed on a character level or based on UTF-8 bytes. However, this results in an increased sequence length, which becomes computationally expensive in the transformer architecture, the current predominated architecture for LLMs due to the quadratic complexity of the self-attention layer

in the sequence length (Vaswani et al., 2017). Though, several approaches have been proposed to address this limitation (Gao et al., 2020b; Tay et al., 2021; Xue et al., 2022; Clark et al., 2022; Yu et al., 2023).

### 2.2 Tokenizers in Transformers Models

**Tokenizers in Encoder Models** Most research on tokenization has been conducted on encoder models. Rust et al. (2021) investigated whether the tokenizer choice impacts the downstream performance of multi- and monolingual BERT (Devlin et al., 2018) models. Zhang et al. (2022) showed that better machine translation performance is often obtained when languages are equally sampled during the tokenizer training. Toraman et al. (2023) trained several medium-sized language models for Turkish and suggested that different subword tokenizers perform roughly equivalent, whereas word- and character-level tokenizers perform drastically worse on downstream tasks. Finally, (Chirkova and Troshin, 2022) analyzed the effect of employing different tokenizations on code-related tasks and demonstrated that carefully configured tokenizers could reduce average sequence length up to 40% or allow for small downstream performance improvements by up to 2% at a lower compression rate.

**Tokenizers in Decoder Models** An overview of current mono- and multilingual LLMs is provided in (Lin et al., 2022; Shliazhko et al., 2022; Scao et al., 2022). As part of their work, Shliazhko et al. (2022) ablated different tokenizer pre-processing approaches while keeping the tokenizer algorithm, the vocabulary size and the employed implementation fixed. In none of the other major LLMs works the extrinsic tokenizer performance has been studied.

## 3 Approach

To investigate the tokenizer impact on the model performance, we conducted an extensive ablation study. In detail, we created dedicated datasets for the training of the tokenizers and the models, trained BPE and Unigram tokenizers, and for each tokenizer we trained decoder-only models with a size of 2.6B parameters while keeping the remaining configuration (i.e., dataset and model hyperparameters) fixed. This allowed us to measure the tokenizer’s impact on the model’s downstream performance in isolation.

### 3.1 Data

While creating our tokenizer and model training datasets, we ensure that the mixture proportions of data domains (Wikipedia, books, web text) follow the same distribution to avoid a domain shift between tokenizers training and model training. We created *two datasets* with 70B words where one of the datasets is monolingual, containing English documents, and the second is a multilingual dataset comprised of English, German, French, Italian, and Spanish documents. Our datasets are filtered and deduplicated and consist of web-crawled data (80%) and curated data (20%), comparable to related datasets used to train LLMs. In the multilingual dataset, the amount of web-crawled data is equally distributed across languages in terms of number of words. Further details about our data pipeline and the data composition are described in Appendix A.

### 3.2 Tokenizer

Our studies rely on the two established tokenization algorithms, BPE and Unigram, and their implementation in the *Huggingface tokenizer* library (Moi and Patry, 2023) and the *SentencePiece* library (Kudo and Richardson, 2018). We considered both libraries in order to investigate the effect of differences in the pre-and post-processing steps and potential differences in the implementations. Due to missing pre-processing options for Huggingface’s Unigram implementation, which causes a large discrepancy in the resulting vocabulary compared to SentencePiece’s implementation of Unigram, we omitted the training of Unigram tokenizers based on Huggingface. Overall, we trained 24 different tokenizers, where one-half of the tokenizers were monolingual English tokenizers, and the other half of the tokenizers were multilingual tokenizers. Besides the tokenizer algorithm, language composition, and employed tokenizer library, we also varied the vocabulary size. Concrete tokenizer configurations are described in the Appendix B.

### 3.3 Models

To measure the impact of our trained tokenizers on the model downstream performance, we trained one model for each tokenizer. In particular, for each of our 24 trained tokenizers, we trained a 2.6B transformer-based decoder-only model on up to 52B tokens following the scaling law proposed

by (Hoffmann et al., 2022a). Additionally, serving as baselines, we trained a monolingual and a multilingual model using the pre-trained GPT-2 tokenizer. All models have been trained based on the causal language modeling training objective.

### 3.4 Evaluation

To assess the impact of the tokenizers on the model downstream performance, we first performed an intrinsic tokenizer evaluation, followed by an extrinsic evaluation, and finally, we investigated whether a correlation between both evaluation approaches is given.

The intrinsic evaluation aims to assess the generated output of tokenizers based on *fertility* and *parity*. Furthermore, the tokenizer’s vocabulary overlap with other tokenizers is computed. The intrinsic evaluation does not assess the impact of tokenizers on the model performance.

Fertility, the most common metric to evaluate a tokenizer’s performance (Scao et al., 2022; Stoltenwerk, 2023; Rust et al., 2021), is defined as the average number of tokens that are required to represent a word or document. For a tokenizer  $T$  and dataset  $A$ , the fertility can be calculated as the number of tokens in  $A$  (when  $T$  is applied) divided by the number of words in  $A$ . We calculate the fertility on a held-out set (10,000 documents), which was not used for the tokenizer training. For calculating the words of a document, we used whitespace splitting. Higher fertility scores correspond to weaker compression capabilities of the tokenizer.

Parity (Petrov et al., 2023), which has been recently proposed, assesses how fairly a tokenizer treats equivalent sentences in different languages. A tokenizer  $T$  achieves parity for language  $A$  with respect to language  $B$  if  $\frac{|T(s_A)|}{|T(s_B)|} \approx 1$ , where  $s_A$  and  $s_B$  denote the sets of all sentences in the corpora of language  $A$  and  $B$ , respectively. We use the FLORES-200 (Goyal et al., 2022) parallel corpus, consisting of the same sentences human-translated into 200 languages. We calculate the parity values for each tokenizer and the four non-English languages with respect to English (see Fig. 2 for an overview).

The extrinsic evaluation aims to explicitly assess the impact of a tokenizer on the model’s downstream performance. We selected a comprehensive set of downstream tasks covering commonsense reasoning, reading comprehension,

translation, and math tasks to measure the downstream performance. For an exhaustive lists of all tasks, we refer the reader to Table 11 in Appendix E.

Additionally, we computed the impact of a tokenizer on the average computational costs of a given model per word during training and inference. The computational costs during training for one step including the forward and the backward pass can be estimated by

$$C = 96Bslh^2 \left( 1 + \frac{s}{6h} + \frac{V}{16lh} \right), \quad (1)$$

given a model with batch size  $B$ , sequence length  $s$ ,  $l$  layers, hidden size  $h$  and vocabulary size  $V$  (Narayanan et al., 2021). The costs per token can be derived by  $C_{\text{token}} = C/Bs$  and the average costs per word by  $C_{\text{word}} = C_{\text{token}} \cdot \text{fertility}$ .

## 4 Intrinsic Tokenizer Evaluation

In our intrinsic evaluation, we first compare the fertility and parity of the trained tokenizers (Section 4.1) and the overlap of their vocabularies (Section 4.2).

### 4.1 Fertility & Parity

Applying the described fertility and parity evaluation to the mono-/multilingual tokenizers, our analysis highlights the following two major aspects, as visible in Fig. 1 and Fig. 2.

Firstly, it can be observed that applying a monolingual tokenizer to multilingual data results in significantly higher fertility and parity scores (see Fig. 1a and Fig. 2). While multilingual tokenizers have lower fertility than monolingual English tokenizers on all non-English documents by a large margin, they are only slightly worse on tokenizing English documents, as shown in Fig. 1b.

Secondly, with increasing vocabulary size, fertility and parity reduce in all cases, which can be explained by the tokenizer requiring fewer subword tokens when tokenizing text given a larger vocabulary. However, it can be observed that for monolingual English tokenizers, the fertility is less dependent on the vocabulary when tokenizing English documents, implying that 33k might be a sufficiently large vocabulary. This is especially interesting considering the fact that the LLaMA/LLaMA2 models have been trained with a vocabulary size of 33k (Touvron et al., 2023).

	33k	50k	82k	100k
English	0.77	0.76	0.74	0.74
Multilingual	0.62	0.62	0.62	0.61

Table 1: Vocabulary overlap between the HuggingFace and SentencePiece BPE tokenizer for different vocab sizes.

### 4.2 Vocabulary Overlap

To analyze the tokenizer similarity, we calculated the vocabulary overlap. Particularly, we assess Huggingface’s and SentencePiece’s BPE implementations. Their vocabulary overlap is depicted in Table 1.

The overlap is roughly constant across different vocabulary sizes, and the total overlap tends to be rather low, despite being the identical algorithm only implemented by two different libraries. Consequently, the tokenizers produce different tokenized sequences, possibly affecting model training and downstream performance. Investigating the underlying reasons, the low overlap might be attributed to different configuration and pre-processing options in these libraries. Due to the larger thesaurus in multilingual documents, the overlap for the multilingual tokenizer is lower than for the English tokenizers.

## 5 Extrinsic Tokenizer Evaluation

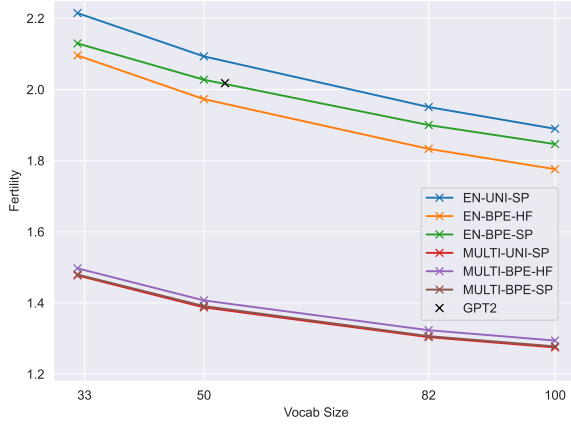
In the following, we describe the results of our extrinsic evaluation of tokenizers. Section 5.1 describes the experimental setup, Section 5.2 presents the downstream performance of the trained models based on the investigated tokenizers, and Section 5.3 analyses the computational costs associated with each tokenizer when employed in a specific model.

### 5.1 Experimental Setup

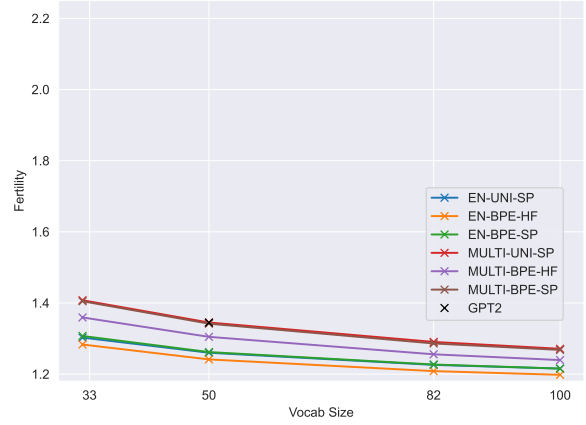
To assess the impact of the tokenizers on the model downstream performance, we trained a decoder-only transformer model of size 2.6 B for each tokenizer. We trained our models for 52.6 B tokens following the scaling law proposed by Hoffman *et al.* (Hoffmann et al., 2022b) based on the causal language modeling training objective. The hyperparameters are described in Table 8 in the Appendix C.

We evaluated our models in zero-shot settings on a wide range of tasks, covering common-





(a) Non-English, multilingual documents



(b) English documents

Figure 1: Comparison of fertility scores between monolingual (English) tokenizer and multilingual tokenizers applied to (a) English and (b) non-English, multi-lingual documents.

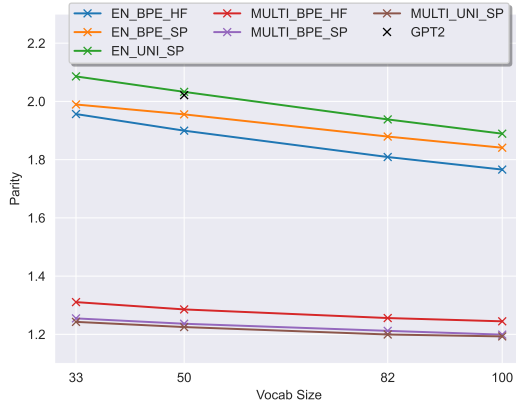


Figure 2: Comparison of parity scores between monolingual (English) tokenizer and multilingual tokenizers applied multi-lingual documents.

sense reasoning (HellaSwag (Zellers et al., 2019), WinoGrande (Sakaguchi et al., 2020), ARC easy and challenge (Clark et al., 2018)), world knowledge (TriviaQA (Joshi et al., 2017)), reading comprehension (LAMBADA (Paperno et al., 2016) and their machine translated versions for German, Spanish, French, and Italian, RACE (Lai et al., 2017), BoolQ (Clark et al., 2019)), math (MATH (Hendrycks et al., 2021)), multilingual natural language inference (XNLI (Conneau et al., 2018))).

## 5.2 Downstream Performance

We split our analysis of the downstream performance into several parts. First, we discuss the overall results obtained for the investigated tok-

	Model	DE	FR	IT	ES	EN
EN	BPE-HF	-	-	-	-	45.44
	BPE-SP	-	-	-	-	<b>46.31</b>
	UNI-SP	-	-	-	-	46.01
MULTI	BPE-HF	36.72	36.55	35.34	42.28	44.45
	BPE-SP	36.96	36.95	<b>36.12</b>	41.96	<b>44.92</b>
	UNI-SP	<b>37.38</b>	<b>37.05</b>	35.70	<b>42.56</b>	44.21

Table 2: Impact of the tokenizer algorithm and the tokenizer training library, scores are averaged over the vocabulary sizes.

enizers, followed by presenting the impact of the tokenizer library (Section 5.2.1), the impact of the tokenizer algorithm (Section 5.2.2), and the impact of the vocabulary size (Section 5.2.3).

To provide a holistic performance overview, we assess the impact of the tokenizers on the model performance based on various tasks and analyze the results from different perspectives instead of providing solely a single aggregated metric.

This holistic evaluation is presented in Fig. 4, which expresses how often a tokenizer is among the top-1/-2/-3 performing tokenizers, Fig. 7, which shows the distribution of the accuracy scores across tasks, and in Table 9 which summarizes the average performances across all tasks. We dissect the results from different perspectives in the following subsections.

**Monolingual Tokenizer** Among the monolingual tokenizers, there can be significant performance differences. For instance, Fig. 4a depicts that the GPT-2 tokenizer is overall most often

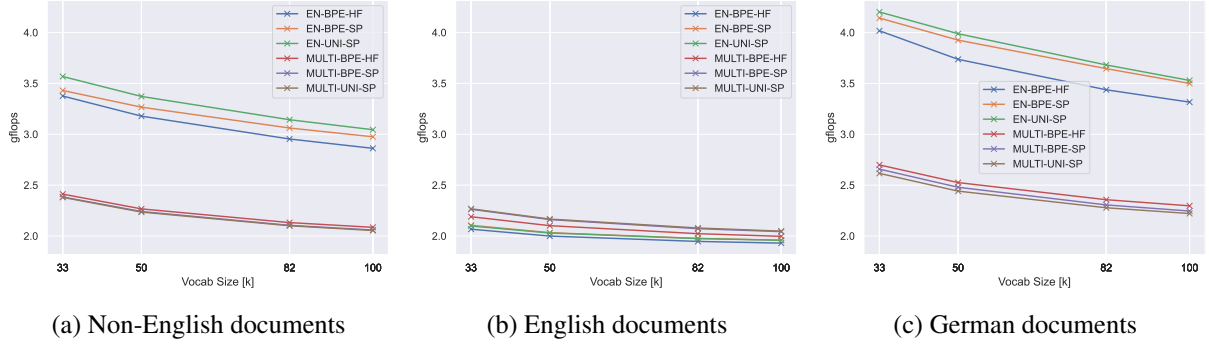
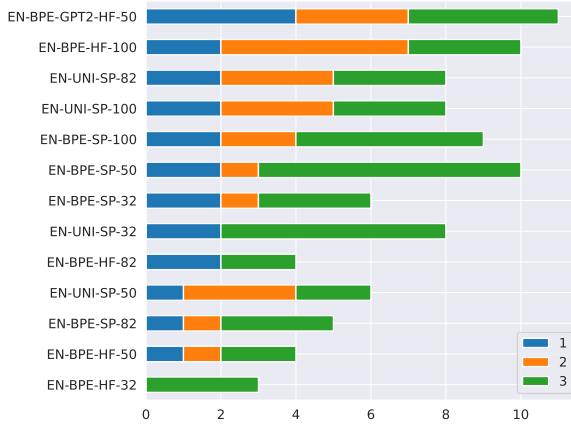
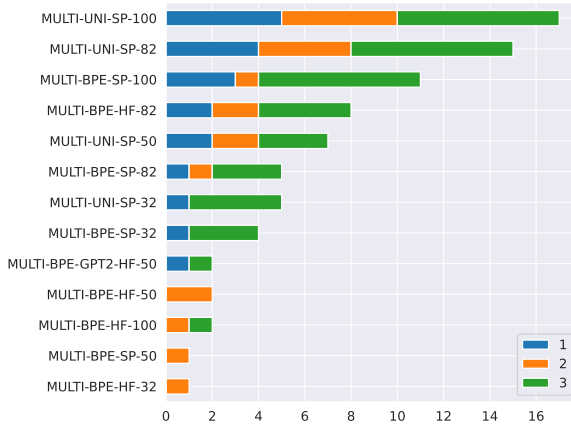


Figure 3: Average compute (GFLOPs) required to process a single word within (a) multilingual, (b) English, and (c) German documents within a full **training** pass (including the backward pass).



(a) Monolingual tokenizers.



(b) Multilingual tokenizers.

Figure 4: Top-1/-2/-3 count for mono-/multilingual tokenizers across mono-/multilingual tasks the tasks were evaluated on the accuracy metric.

	Vocab	DE	FR	IT	ES	EN
EN	32	-	-	-	-	<b>46.34</b>
	50	-	-	-	-	46.30
	82	-	-	-	-	45.29
	100	-	-	-	-	45.88
MULTI	32	36.72	36.22	35.20	41.76	44.71
	50	36.57	36.34	34.60	42.22	43.91
	82	<b>37.40</b>	37.22	<b>36.21</b>	42.30	<b>44.75</b>
	100	37.17	<b>37.45</b>	36.19	<b>42.64</b>	44.55

Table 3: Impact of the vocabulary size on the downstream accuracy. The accuracy scores are averaged over the libraries and tokenizer algorithms

across the top- $k$  (with  $k \in \{1, 2, 3\}$ ) performing tokenizers, whereas the EN-BPE-HF-32 tokenizer is never the best-performing tokenizer. Though the count-based metric already provides a first overview of the model performance, it does not illustrate the difference in performance.

Therefore, we also looked at the accuracy distribution across all tasks that employ accuracy as the evaluation metric. Fig. 7a demonstrates that the EN-BPE-SP-32 tokenizer, on average, is across all tasks among the best-performing tokenizers and has the highest median value. At the same time, it also expresses a large variance across tasks compared to other tokenizers such as EN-BPE-HF-32, implying that for a set of tasks, the tokenizer performs very well, while on other tasks, it performs comparably poorly.

Aggregated metrics provide a good impression of the overall performance but do not demonstrate potentially large performance differences for single tasks. Therefore, we listed in Table 11 the performance difference across all tasks between the best-performing tokenizer and worst-performing tokenizer on this task. The performance difference

is huge for various tasks, which is especially interesting since only the tokenizer has been changed while the model configuration is the same.

Overall, the GPT-2 tokenizer and the EN-BPE-SP-32 tokenizer are strong tokenizers for monolingual English models. Interestingly, SentencePiece’s implementation of BPE with a vocabulary size of 32k has been used for LLaMA2. Our results provide empirical and transparent evidence that both tokenizers/tokenizer settings are reasonable choices for training monolingual English models.

**Multilingual Tokenizer** Our multilingual tokenizer experiments further support that different tokenizers can express large performance differences. Based on our count-based metric (Figure 4b), the differences across tokenizers are even larger than for monolingual tokenizers. While Multi-UNI-SP-100 and Multi-UNI-SP-82 are most often among the strongest tokenizers, Multi-BPE-HF-32 is only a single time across the top-performing tokenizers.

The accuracy distributions depicted in Figure 7b further show that both the tokenizers mentioned above are among the best-performing tokenizers and that specific tokenizers such as the already mentioned tokenizer perform worse. Figure 7b additionally demonstrates that the GPT-2 tokenizer performs poorly. Compared to monolingual models, we can observe that all tokenizers express a similar variance across tasks.

In reference to Table 11, the analysis of single tasks reveals that for multilingual tokenizers, the performance difference between tasks can be huge.

Multi-UNI-SP-100 and Multi-UNI-SP-82 are excellent choices, while employing a pre-trained GPT-2 tokenizer should be **omitted** to train multilingual models.

### 5.2.1 Impact of the Tokenizer Library

Table 2 demonstrates that BPE-SP, on average, outperforms BPE-HF across all tasks. In the multilingual setting, BPE-SP outperforms BPE-HF for all languages except for Spanish. The performance differences might be attributed to the differences in implementation details of the tokenizers’ pre-and postprocessing, which could affect the vocabulary creation (see Section 4.2) and, consequently, the downstream performance.

### 5.2.2 Impact of the Tokenizer Algorithm

Table 2 shows that for English tokenizers and models, BPE works better compared to Unigram. For multilingual models and tokenizers, we can see that for Spanish, German and French unigram can result in an improvement in performance. German and the romance languages are generally inflected languages, while English, although primarily analytic, does have some agglutinative features. Recent work showed Unigram tokenizers are better able to find morphologically accurate segmentations (Bostrom and Durrett, 2020; Park et al., 2021) which might help these languages.

### 5.2.3 Impact of the Tokenizer Vocabulary

Analyzing the impact of the vocabulary size revealed that in the monolingual English setting, the smaller/medium-sized vocabulary performs better (Table 3) whereas in the multilingual setting, larger vocabulary sizes result in better downstream performance (Table 3). This is in line with the vocabulary size of current English LLMs such as LLaMA.

## 5.3 Computational Costs

Even with an identical vocabulary size, two trained tokenizers most likely split a text passage in sequences of different lengths, resulting in different computation costs when processed by a model.

Our analysis revealed the following two insights. Firstly, increasing the vocabulary size decreases computational costs (Fig. 3). This implies that the reduction in the overall number of tokens represented by lower fertility (Fig. 1) compensates for the additional computational costs that a larger vocabulary size introduces in the model. In contrast, during inference, the computational costs increase with increasing vocabulary size and at least a vocabulary size of 50K, i.e., solely the forward pass without the backward pass does not compensate for the additional computational costs introduced by a larger vocabulary size in the model.

Secondly, the computational training costs for multilingual documents are significantly lower for multilingual tokenizers than monolingual English tokenizers for training (Fig. 3a) and for inference (in Appendix Fig. 8). In extreme cases, up to 68% additional training costs (see EN-UNI-SP-100352 vs. Multi-UNI-SP-50176 in Appendix Table 10 and Fig. 3c) as it is the case for training. At the same time, the difference in computational

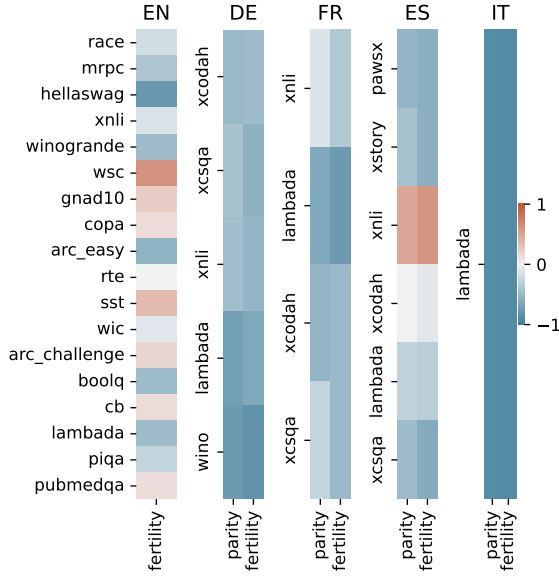


Figure 5: Correlation of fertility/parity scores and downstream task performance for all five languages. We evaluated English models on English tasks, whereas multilingual models are evaluated across all four non-English tasks.

costs between multilingual and monolingual English tokenizers for processing English documents is much lower (Fig. 3b). A complete overview of the computational costs can be found in Table 10.

## 6 Correlation Between Intrinsic And Extrinsic Tokenizer Performance

This section investigates a possible predictive relationship of intrinsic tokenizer metrics (fertility and parity) to the extrinsic model downstream performance.

As highlighted in the correlation heatmaps in Fig. 5, we find that there is no distinct correlation across all tasks and languages, demanding a more granular analysis. While for non-English tasks, we mainly observe a correlation between low fertility and higher downstream performance, the non-English tasks yield seemingly random positive and negative correlations.

Taking the fertility trends with varying vocabulary sizes (see Fig. 1) into consideration, we hypothesize that fertility only correlates with downstream performance in certain language-specific vocabulary size limits. For the English language, the tokenizers already provide low, close-to-convergence fertility scores for vocabulary sizes of 32k tokens. While additional tokens yield only

minute fertility improvements, we presume that they do not capture morphological segmentations and, thus, can harm downstream performance and significantly increase the computation costs (see Section 5.3) in the end.

In contrast, for multilingual tokenizers, we observe significant fertility improvements with increasing vocabulary sizes. Due to the larger thesaurus induced by the additional languages, the tokenizer requires a larger vocabulary to allow a model to perform convincingly on all languages. Therefore, only within the non-convergence vocabulary range, we achieve a strong, negative correlation between fertility and downstream performance with varying vocabulary sizes.

In conclusion, intrinsic tokenizer metrics such as fertility and parity need to be taken with a grain of salt and supposedly are only predictive of downstream model performance in certain bounds. Furthermore, the analysis showed that low fertility scores can be regarded as a necessary criterion but not as a sufficient one.

## 7 Conclusion

This work represents a fundamental step to a better understanding of the impact of the tokenizer on the models’ downstream performance. We have shown that training tokenizers with a balanced share across languages achieve comparable low fertility and parity scores across all languages, which has important implications. Lower fertility results in less computational costs and enables the model to learn long-range dependencies in limited context windows.

Furthermore, we highlight that the tokenizer choice can significantly impact the model’s downstream performance. We could show that it is beneficial to employ Unigram tokenizers with a large vocabulary size to train multilingual models. This is contrary to the current monolingual setting where BPE-based tokenizers are used together with a smaller/medium-sized vocabulary size. This also implies that insights obtained for monolingual settings are not transferable to multilingual settings and, therefore, require dedicated studies.

Finally, we could show that there is no clear correlation between intrinsic and extrinsic tokenizer performance, but the correlation is rather task-specific.



## Acknowledgements

This work was funded by the German Federal Ministry for Economic Affairs and Climate Action (BMWK) through the project OpenGPT-X (project no. 68GX21007D) as well as by the Federal Ministry of Education and Research of Germany and the state of North-Rhine Westphalia as part of the Lamarr-Institute for Machine, LAMARR22B. The authors gratefully acknowledge the Gauss Centre for Supercomputing e.V. ([www.gauss-centre.eu](http://www.gauss-centre.eu)) for funding this project by providing computing time on the GCS Supercomputer JUWELS at Jülich Supercomputing Centre (JSC) as well as the Center for Information Services and High Performance Computing [Zentrum für Informationsdienste und Hochleistungsrechnen (ZIH)] at TU Dresden for providing its facilities for high throughput calculations.

## References

- Julien Abadji, Pedro Javier Ortiz Suárez, Laurent Romary, and Benoît Sagot. 2021. [Ungoliant: An optimized pipeline for the generation of a very large-scale multilingual web corpus](#). In Harald Lungen, Marc Kupietz, Piotr Bański, Adrien Barbaresi, Simon Clematide, and Ines Pisetta, editors, *Proceedings of the Workshop on Challenges in the Management of Large Corpora (CMLC-9) 2021. Limerick, 12 July 2021 (Online-Event)*, pages 1 – 9. Leibniz-Institut für Deutsche Sprache, Mannheim.
- Yoshua Bengio, Réjean Ducharme, and Pascal Vincent. 2000. A neural probabilistic language model. *Advances in neural information processing systems*, 13.
- Kaj Bostrom and Greg Durrett. 2020. [Byte pair encoding is suboptimal for language model pretraining](#). In *Findings of the Association for Computational Linguistics: EMNLP 2020*, pages 4617–4624, Online. Association for Computational Linguistics.
- Tom Brown, Benjamin Mann, Nick Ryder, Melanie Subbiah, Jared D Kaplan, Prafulla Dhariwal, Arvind Neelakantan, Pranav Shyam, Girish Sastry, Amanda Askell, et al. 2020a. Language models are few-shot learners. *Advances in neural information processing systems*, 33:1877–1901.
- Tom B. Brown, Benjamin Mann, Nick Ryder, Melanie Subbiah, Jared Kaplan, Prafulla Dhariwal, Arvind Neelakantan, Pranav Shyam, Girish Sastry, Amanda Askell, Sandhini Agarwal, Ariel Herbert-Voss, Gretchen Krueger, Tom Henighan, Rewon Child, Aditya Ramesh, Daniel M. Ziegler, Jeffrey Wu, Clemens Winter, Christopher Hesse, Mark Chen, Eric Sigler, Mateusz Litwin, Scott Gray, Benjamin Chess, Jack Clark, Christopher Berner, Sam McCandlish, Alec Radford, Ilya Sutskever, and Dario Amodei. 2020b. [Language models are few-shot learners](#). In *Advances in Neural Information Processing Systems 33: Annual Conference on Neural Information Processing Systems 2020, NeurIPS 2020, December 6-12, 2020, virtual*.
- Nadezhda Chirkova and Sergey Troshin. 2022. [CodeBPE: Investigating subtokenization options for large language model pretraining on source code](#). In *Deep Learning for Code Workshop*.
- Christopher Clark, Kenton Lee, Ming-Wei Chang, Tom Kwiatkowski, Michael Collins, and Kristina Toutanova. 2019. Boolq: Exploring the surprising difficulty of natural yes/no questions. In *NAACL-HLT (1)*, pages 2924–2936. Association for Computational Linguistics.
- Jonathan H. Clark, Dan Garrette, Iulia Turc, and John Wieting. 2022. [Canine: Pre-training an efficient tokenization-free encoder for language representation](#). *Transactions of the Association for Computational Linguistics*, 10:73–91.
- Peter Clark, Isaac Cowhey, Oren Etzioni, Tushar Khot, Ashish Sabharwal, Carissa Schoenick, and Oyvind Tafjord. 2018. Think you have solved question answering? try arc, the AI2 reasoning challenge. *CoRR*, abs/1803.05457.
- Together Computer. 2023. [Redpajama: An open source recipe to reproduce llama training dataset](#).
- Alexis Conneau, Ruty Rinott, Guillaume Lample, Adina Williams, Samuel R. Bowman, Holger Schwenk, and Veselin Stoyanov. 2018. XNLI: evaluating cross-lingual sentence representations. In *EMNLP*, pages 2475–2485. Association for Computational Linguistics.

- Jacob Devlin, Ming-Wei Chang, Kenton Lee, and Kristina Toutanova. 2018. Bert: Pre-training of deep bidirectional transformers for language understanding. *arXiv preprint arXiv:1810.04805*.
- Philip Gage. 1994. [A new algorithm for data compression](#). *The C Users Journal archive*, 12:23–38.
- Leo Gao, Stella Biderman, Sid Black, Laurence Golding, Travis Hoppe, Charles Foster, Jason Phang, Horace He, Anish Thite, Noa Nabeshima, Shawn Presser, and Connor Leahy. 2020a. The Pile: An 800gb dataset of diverse text for language modeling. *arXiv preprint arXiv:2101.00027*.
- Yingqiang Gao, Nikola I. Nikolov, Yuhuang Hu, and Richard H.R. Hahnloser. 2020b. [Character-level translation with self-attention](#). In *Proceedings of the 58th Annual Meeting of the Association for Computational Linguistics*, pages 1591–1604, Online. Association for Computational Linguistics.
- Naman Goyal, Cynthia Gao, Vishrav Chaudhary, Peng-Jen Chen, Guillaume Wenzek, Da Ju, Sanjana Krishnan, Marc’Aurelio Ranzato, Francisco Guzmán, and Angela Fan. 2022. [The Flores-101 Evaluation Benchmark for Low-Resource and Multilingual Machine Translation](#). *Transactions of the Association for Computational Linguistics*, 10:522–538.
- Johannes Graën, Tannon Kew, Anastassia Shaitarova, and Martin Volk. 2019. [Modelling large parallel corpora: The zurich parallel corpus collection](#). In *Proceedings of the 7th Workshop on Challenges in the Management of Large Corpora (CMLC)*, pages 1–8. Leibniz-Institut für Deutsche Sprache.
- J. Graën, D. Batinic, and M. Volk. 2014. Cleaning the Europarl corpus for linguistic applications. In *Konvens 2014*. Stiftung Universität Hildesheim.
- Najeh Hajlaoui, David Kolovratnik, Jaakko Vaeyrynen, Ralf Steinberger, and Dániel Varga. 2014. DCEP - Digital corpus of the European parliament. In *Proc. LREC 2014 (Language Resources and Evaluation Conference)*. Reykjavik, Iceland, pages 3164–3171.
- Dan Hendrycks, Collin Burns, Saurav Kadavath, Akul Arora, Steven Basart, Eric Tang, Dawn Song, and Jacob Steinhardt. 2021. Measuring mathematical problem solving with the MATH dataset. In *NeurIPS Datasets and Benchmarks*.
- Jordan Hoffmann, Sebastian Borgeaud, Arthur Mensch, Elena Buchatskaya, Trevor Cai, Eliza Rutherford, Diego de Las Casas, Lisa Anne Hendricks, Johannes Welbl, Aidan Clark, Thomas Hennigan, Eric Noland, Katherine Millican, George van den Driessche, Bogdan Damoc, Aurelia Guy, Simon Osindero, Karén Simonyan, Erich Elsen, Oriol Vinyals, Jack Rae, and Laurent Sifre. 2022a. [An empirical analysis of compute-optimal large language model training](#). In *Advances in Neural Information Processing Systems*, volume 35, pages 30016–30030. Curran Associates, Inc.
- Jordan Hoffmann, Sebastian Borgeaud, Arthur Mensch, Elena Buchatskaya, Trevor Cai, Eliza Rutherford, Diego de Las Casas, Lisa Anne Hendricks, Johannes Welbl, Aidan Clark, Tom Hennigan, Eric Noland, Katie Millican, George van den Driessche, Bogdan Damoc, Aurelia Guy, Simon Osindero, Karen Simonyan, Erich Elsen, Jack W. Rae, Oriol Vinyals, and Laurent Sifre. 2022b. [Training compute-optimal large language models](#). *CoRR*, abs/2203.15556.
- Stefan Höfler and Michael Piotrowski. 2011. Building corpora for the philological study of Swiss legal texts. *Journal for Language Technology and Computational Linguistics*, 26(2):77–89.
- Mandar Joshi, Eunsol Choi, Daniel S. Weld, and Luke Zettlemoyer. 2017. Triviaqa: A large scale distantly supervised challenge dataset for reading comprehension. In *ACL (1)*, pages 1601–1611. Association for Computational Linguistics.
- P. Koehn. 2005. Europarl: A parallel corpus for statistical machine translation. In *Machine Translation Summit, volume 5*, pages 79–86. Asia-Pacific Association for Machine Translation (AAMT).
- Taku Kudo. 2018. [Subword regularization: Improving neural network translation models with multiple subword candidates](#). In *Proceedings of the 56th Annual Meeting of the Association for*

- Computational Linguistics (Volume 1: Long Papers)*, pages 66–75, Melbourne, Australia. Association for Computational Linguistics.
- Taku Kudo and John Richardson. 2018. Sentencepiece: A simple and language independent subword tokenizer and detokenizer for neural text processing. *EMNLP 2018*, page 66.
- Guokun Lai, Qizhe Xie, Hanxiao Liu, Yiming Yang, and Eduard H. Hovy. 2017. RACE: large-scale reading comprehension dataset from examinations. In *EMNLP*, pages 785–794. Association for Computational Linguistics.
- Xi Victoria Lin, Todor Mihaylov, Mikel Artetxe, Tianlu Wang, Shuohui Chen, Daniel Simig, Myle Ott, Naman Goyal, Shruti Bhosale, Jingfei Du, et al. 2022. Few-shot learning with multilingual generative language models. In *Proceedings of the 2022 Conference on Empirical Methods in Natural Language Processing*, pages 9019–9052.
- Pierre Lison and Jörg Tiedemann. 2016. Open-Subtitles2016: Extracting large parallel corpora from movie and tv subtitles. In *Proceedings of the 10th International Conference on Language Resources and Evaluation (LREC-2016)*.
- Anthony Moi and Nicolas Patry. 2023. [Hugging-Face’s Tokenizers](#).
- Deepak Narayanan, Mohammad Shoeybi, Jared Casper, Patrick LeGresley, Mostofa Patwary, Vijay Korthikanti, Dmitri Vainbrand, Prethvi Kashinkunti, Julie Bernauer, Bryan Catanzaro, Amar Phanishayee, and Matei Zaharia. 2021. [Efficient large-scale language model training on gpu clusters using megatron-lm](#). In *Proceedings of the International Conference for High Performance Computing, Networking, Storage and Analysis, SC ’21*, New York, NY, USA. Association for Computing Machinery.
- Denis Paperno, Germán Kruszewski, Angeliki Lazaridou, Quan Ngoc Pham, Raffaella Bernardi, Sandro Pezzelle, Marco Baroni, Gemma Boleda, and Raquel Fernández. 2016. The LAMBADA dataset: Word prediction requiring a broad discourse context. In *ACL (1)*. The Association for Computer Linguistics.
- Hyunji Hayley Park, Katherine J. Zhang, Coleman Haley, Kenneth Steimel, Han Liu, and Lane Schwartz. 2021. [Morphology Matters: A Multilingual Language Modeling Analysis](#). *Transactions of the Association for Computational Linguistics*, 9:261–276.
- Aleksandar Petrov, Emanuele La Malfa, Philip HS Torr, and Adel Bibi. 2023. Language model tokenizers introduce unfairness between languages. *arXiv preprint arXiv:2305.15425*.
- Phillip Rust, Jonas Pfeiffer, Ivan Vulić, Sebastian Ruder, and Iryna Gurevych. 2021. [How good is your tokenizer? on the monolingual performance of multilingual language models](#). In *Proceedings of the 59th Annual Meeting of the Association for Computational Linguistics and the 11th International Joint Conference on Natural Language Processing (Volume 1: Long Papers)*, pages 3118–3135, Online. Association for Computational Linguistics.
- Keisuke Sakaguchi, Ronan Le Bras, Chandra Bhagavatula, and Yejin Choi. 2020. Winogrande: An adversarial winograd schema challenge at scale. In *AAAI*, pages 8732–8740. AAAI Press.
- Teven Le Scao, Angela Fan, Christopher Akiki, Ellie Pavlick, Suzana Ilic, Daniel Hesslow, Roman Castagné, Alexandra Sasha Luccioni, François Yvon, Matthias Gallé, Jonathan Tow, Alexander M. Rush, Stella Biderman, Albert Webson, Pawan Sasanka Ammanamanchi, Thomas Wang, Benoît Sagot, Niklas Muenighoff, Albert Villanova del Moral, Olatunji Ruwase, Rachel Bawden, Stas Bekman, Angelina McMillan-Major, Iz Beltagy, Huu Nguyen, Lucile Saulnier, Samson Tan, Pedro Ortiz Suarez, Victor Sanh, Hugo Laurençon, Yacine Jernite, Julien Launay, Margaret Mitchell, Colin Raffel, Aaron Gokaslan, Adi Simhi, Aitor Soroa, Alham Fikri Aji, Amit Alfassy, Anna Rogers, Ariel Kreisberg Nitzav, Canwen Xu, Chenghao Mou, Chris Emezue, Christopher Klamm, Colin Leong, Daniel van Strien, David Ifeoluwa Adelani, and et al. 2022. [BLOOM: A 176b-parameter open-access multilingual language model](#). *CoRR*, abs/2211.05100.
- Mike Schuster and Kaisuke Nakajima. 2012. Japanese and korean voice search. In *2012 IEEE international conference on acoustics, speech and signal processing (ICASSP)*, pages 5149–5152. IEEE.

- Rico Sennrich, Barry Haddow, and Alexandra Birch. 2015. Neural machine translation of rare words with subword units. *arXiv preprint arXiv:1508.07909*.
- Oleh Shliachko, Alena Fenogenova, Maria Tikhonova, Vladislav Mikhailov, Anastasia Kozlova, and Tatiana Shavrina. 2022. mgpt: Few-shot learners go multilingual. *arXiv preprint arXiv:2204.07580*.
- Felix Stollenwerk. 2023. Training and evaluation of a multilingual tokenizer for gpt-sw3. *arXiv preprint arXiv:2304.14780*.
- Yi Tay, Vinh Q Tran, Sebastian Ruder, Jai Gupta, Hyung Won Chung, Dara Bahri, Zhen Qin, Simon Baumgartner, Cong Yu, and Donald Metzler. 2021. Charformer: Fast character transformers via gradient-based subword tokenization. In *International Conference on Learning Representations*.
- Cagri Toraman, Eyup Halit Yilmaz, Furkan Sahinuc, and Oguzhan Ozelik. 2023. [Impact of tokenization on language models: An analysis for turkish](#). *ACM Trans. Asian Low-Resour. Lang. Inf. Process.*, 22(4).
- Hugo Touvron, Thibaut Lavril, Gautier Izacard, Xavier Martinet, Marie-Anne Lachaux, Timothée Lacroix, Baptiste Rozière, Naman Goyal, Eric Hambro, Faisal Azhar, et al. Llama: open and efficient foundation language models, 2023. URL <https://arxiv.org/abs/2302.13971>.
- Hugo Touvron, Louis Martin, Kevin Stone, Peter Albert, Amjad Almahairi, Yasmine Babaei, Nikolay Bashlykov, Soumya Batra, Prajjwal Bhargava, Shruti Bhosale, Dan Bikel, Lukas Blecher, Cristian Canton-Ferrer, Moya Chen, Guillem Cucurull, David Esiobu, Jude Fernandes, Jeremy Fu, Wenyin Fu, Brian Fuller, Cynthia Gao, Vedanuj Goswami, Naman Goyal, Anthony Hartshorn, Saghar Hosseini, Rui Hou, Hakan Inan, Marcin Kardas, Viktor Kerkez, Madian Khabsa, Isabel Kloumann, Artem Korenev, Punit Singh Koura, Marie-Anne Lachaux, Thibaut Lavril, Jenya Lee, Diana Liskovich, Yinghai Lu, Yuning Mao, Xavier Martinet, Todor Mihaylov, Pushkar Mishra, Igor Molybog, Yixin Nie, Andrew Poulton, Jeremy Reizenstein, Rashi Rungta, Kalyan Saladi, Alan Schelten, Ruan Silva, Eric Michael Smith, Ranjan Subramanian, Xiaoqing Ellen Tan, Binh Tang, Ross Taylor, Adina Williams, Jian Xiang Kuan, Puxin Xu, Zheng Yan, Iliyan Zarov, Yuchen Zhang, Angela Fan, Melanie Kambadur, Sharan Narang, Aurélien Rodriguez, Robert Stojnic, Sergey Edunov, and Thomas Scialom. 2023. Llama 2: Open foundation and fine-tuned chat models. *CoRR*, abs/2307.09288.
- Ashish Vaswani, Noam Shazeer, Niki Parmar, Jakob Uszkoreit, Llion Jones, Aidan N. Gomez, Lukasz Kaiser, and Illia Polosukhin. 2017. Attention is all you need. In *NIPS*, pages 5998–6008.
- Changhan Wang, Kyunghyun Cho, and Jiatao Gu. 2020. [Neural machine translation with byte-level subwords](#). *Proceedings of the AAAI Conference on Artificial Intelligence*, 34(05):9154–9160.
- Linting Xue, Aditya Barua, Noah Constant, Rami Al-Rfou, Sharan Narang, Mihir Kale, Adam Roberts, and Colin Raffel. 2022. Byt5: Towards a token-free future with pre-trained byte-to-byte models. *Transactions of the Association for Computational Linguistics*, 10:291–306.
- Lili Yu, Dániel Simig, Colin Flaherty, Armen Aghajanyan, Luke Zettlemoyer, and Mike Lewis. 2023. Megabyte: Predicting million-byte sequences with multiscale transformers. *arXiv preprint arXiv:2305.07185*.
- Rowan Zellers, Ari Holtzman, Yonatan Bisk, Ali Farhadi, and Yejin Choi. 2019. Hellaswag: Can a machine really finish your sentence? In *ACL (1)*, pages 4791–4800. Association for Computational Linguistics.
- Shiyue Zhang, Vishrav Chaudhary, Naman Goyal, James Cross, Guillaume Wenzek, Mohit Bansal, and Francisco Guzman. 2022. [How robust is neural machine translation to language imbalance in multilingual tokenizer training?](#) In *Proceedings of the 15th biennial conference of the Association for Machine Translation in the Americas (Volume 1: Research Track)*, pages 97–116, Orlando, USA. Association for Machine Translation in the Americas.



Name	Language	#Words
Oscar	DE	11.200.000.000
Oscar	ES	11.200.000.000
Oscar	EN	11.200.000.000
Oscar	IT	11.200.000.000
Oscar	FR	11.200.000.000
<hr/>		
Pile	DE	13.838.432
Pile	ES	21.990.512
Pile	EN	4.334.313.669
Pile	IT	7.946.402
Pile	FR	15.857.811
<hr/>		
RedPajama	DE	143.907.461
RedPajama	ES	112.950.000
RedPajama	EN	4.663.646.781
RedPajama	IT	137.802.711
RedPajama	FR	139.749.147
RedPajama	Code	2.052.228.788
<hr/>		
Misc	DE	600.844.912
Misc	ES	186.934.269
Misc	EN	1.337.030.904
Misc	IT	19.810.753
Misc	FR	211.147.445
<hr/>		
Total		70.000.000.000

Table 4: Overview of the multilingual 70B words dataset with language, number of sampled words

## A Corpora

Our web documents in the corpora consist of Oscars<sup>1</sup> (Abadji et al., 2021), that were generated by the ungoliant pipeline<sup>2</sup> based on three Common Crawl WET Archives (2022-27, 2022-49 and 2023-14).

The curated datasets consist of *The Pile* (Gao et al., 2020a), *RedPajama* (Computer, 2023), and single datasets that do not belong to a collection. From the Pile subcorpora, we selected: Phil Archive, PMC Abstracts, PMC Extracts, OpenWebText, NIH Exporterterm, and Free Law Opinions V2. From RedPajama we use: ArXiv, Books, Github, StackExchange, and Wikipedia.

The remaining datasets are:

1. All the News V2.0<sup>3</sup> is a corpus of newspaper

<sup>1</sup><https://oscar-project.org/>

<sup>2</sup><https://github.com/oscar-project/ungoliant>

<sup>3</sup><https://metatext.io/datasets/all-the-news-2.0>

Name	Language	# words
Oscar	EN	56.000.000.000
Pile	EN	4.893.724.288
RedPajama	EN	5.308.974.750
RedPajama	Code	2.299.301.635
Misc	EN	1.497.999.327
<hr/>		<hr/>
Total		70.000.000.000

Table 5: Overview of the English 70B words dataset with language, number of sampled words

articles crawled from over 26 different publications from January 2016 to April 1, 2020.

2. Bundestag - Plenarprotokolle<sup>4</sup> comprises transcripts of sessions of the German Bundestag.
3. Bundesgerichtshof - Entscheidungen<sup>5</sup> is a collection of decisions of the German Federal Court.
4. CoStEP<sup>6</sup> is a cleaned-up and corrected version of the EuroParl corpus (Graën et al., 2014). (Koehn, 2005)
5. DCEP<sup>7</sup> is a companion corpus to CoStEP, containing documents published by the European Parliament. (Hajlaoui et al., 2014)
6. DNB Dissertations<sup>8</sup> is a collection of dissertations from the Deutsche Nationalbibliothek.
7. MAREC/IREC<sup>9</sup>: The MAtrixware REsearch Collection / The Information retrieval facility Research Collection is a patent corpus of over 19 million documents from the EP, WO, US, and JP patent offices.

<sup>4</sup><https://www.bundestag.de/dokumente/protokolle/plenarprotokolle>

<sup>5</sup>[https://www.bundesgerichtshof.de/DE/Entscheidungen/entscheidungen\\_node.html](https://www.bundesgerichtshof.de/DE/Entscheidungen/entscheidungen_node.html)

<sup>6</sup><https://pub.cl.uzh.ch/wiki/public/costep/start>

<sup>7</sup>[https://joint-research-centre.ec.europa.eu/language-technology-resources/dcep-digital-corpus-european-parliament\\_en](https://joint-research-centre.ec.europa.eu/language-technology-resources/dcep-digital-corpus-european-parliament_en)

<sup>8</sup>[https://www.dnb.de/DE/Professionell/Services/Dissonline/dissonline\\_node.html](https://www.dnb.de/DE/Professionell/Services/Dissonline/dissonline_node.html)

<sup>9</sup><https://researchdata.tuwien.ac.at/records/2zx6e-5pr64>



Hyper-Parameter	Value(s)
model_type	Unigram   BPE
vocab_size	33k   50k   82k   100k
character_coverage	0.9999
split_by_number	True
allow_whitespace_only_pieces	True
add_dummy_prefix	True
user_defined_symbols_1	<s>, </s>,<pad>,<eod>
user_defined_symbols_2	..., <placeholder_255>
byte_fallback	True
max_sentence_length	4192
normalization_rule_name	NFKC
train_extremely_large_corpus	True
remove_extra_whitespace	False
split_by_whitespace	True

Table 6: Overview of the SentencePiece options that we used for the training of our tokenizers.

Hyper-Parameter	Value(s)
model_type	BPE
vocab_size	33k   50k   82k   100k
limit_alphabet	512
use_nfkc_normalizer	True
use_lowercase_normalizer	False
use_strip_accents_normalizer	True
pre_tokenizer	ByteLevel, Digits

Table 7: Overview of the Sentencepiece Options that we used for the training of our tokenizers.

8. Medi-Notice<sup>10</sup> is part of the Zurich Parallel Corpus Collection. It is a multilingual corpus compiled from information leaflets for medications and pharmaceutical products published by the Swiss Agency for Therapeutic Products. (Graën et al., 2019)
9. Swiss Policy<sup>11</sup> contains documents of the Swiss Legislation Corpus (Höfler and Piotrowski, 2011)
10. OpenSubtitles 2018<sup>1213</sup> is a collection of translated movie subtitles. (Lison and Tiedemann, 2016)

## B Tokenizer

In our experiments, we focused on the *Huggingface tokenizer* library (Moi and Patry, 2023) and the *SentencePiece* library (Kudo and Richardson, 2018). We use the standard settings of the SentencePiece library if not stated otherwise in Table 6. For the HuggingFace tokenizer library Table 7 shows where we deviated from the standard values.

## C LLM Architecture and Hyperparameters

Regarding the training architecture of our 2.7B parameter models, we followed closely the architecture of GPT-3 (Brown et al., 2020a). An overview of the used architecture details and hyperparameters is given in Table 8.

## D Intrinsic Tokenizer Evaluation

Besides studying the overlap of the same algorithm on the same thesaurus, we were also interested in vocabulary overlaps across algorithms and thesauruses see Fig. 6. What we can observe is that multilingual vocabulary and English vocabulary have a rather small overlap between 24% and 34% that remains similar across increasing vocabulary sizes. Across algorithms, we can see that Unigram and BPE of SentencePiece have a slightly higher overlap than Unigram of SentencePiece and BPE of Huggingface. We think

<sup>10</sup><https://pub.cl.uzh.ch/wiki/public/pacoco/medi-notice>

<sup>11</sup>[https://pub.cl.uzh.ch/wiki/public/pacoco/swiss\\_legislation\\_corpus](https://pub.cl.uzh.ch/wiki/public/pacoco/swiss_legislation_corpus)

<sup>12</sup><https://opus.nlpl.eu/OpenSubtitles-v2018.php>

<sup>13</sup><https://www.opensubtitles.org/de/index.cgi>

parameter	value
# Hidden Dimension	2560
# Layers	32
# Attention-Heads	32
Sequence-Length	2048
Optimizer	Adam
Adam— $\beta_1$	0.9
Adam— $\beta_2$	0.9
Learning rate	1.6e-4
Learning rate decay	Cosine
Precision	BF16
FlashAttention	2.0
Position-Embeddings	Rotary

Table 8: Overview of the LLM hyperparameters that we used for the training.

this might be due to library-specific preprocessing steps and more similar hyperparameters.

## E Extrinsic Tokenizer Evaluation

### E.1 Performance Gains on Task-Level

In table Table 11, we show how much influence the choice of a tokenizer has on each downstream task. Therefore, we compare the results of the best- and worst-performing models for each task in our experiments. Performance increasements reach from +5,3% up to 380,9%, again showing the importance of choosing the right tokenizer on the downstream performance.

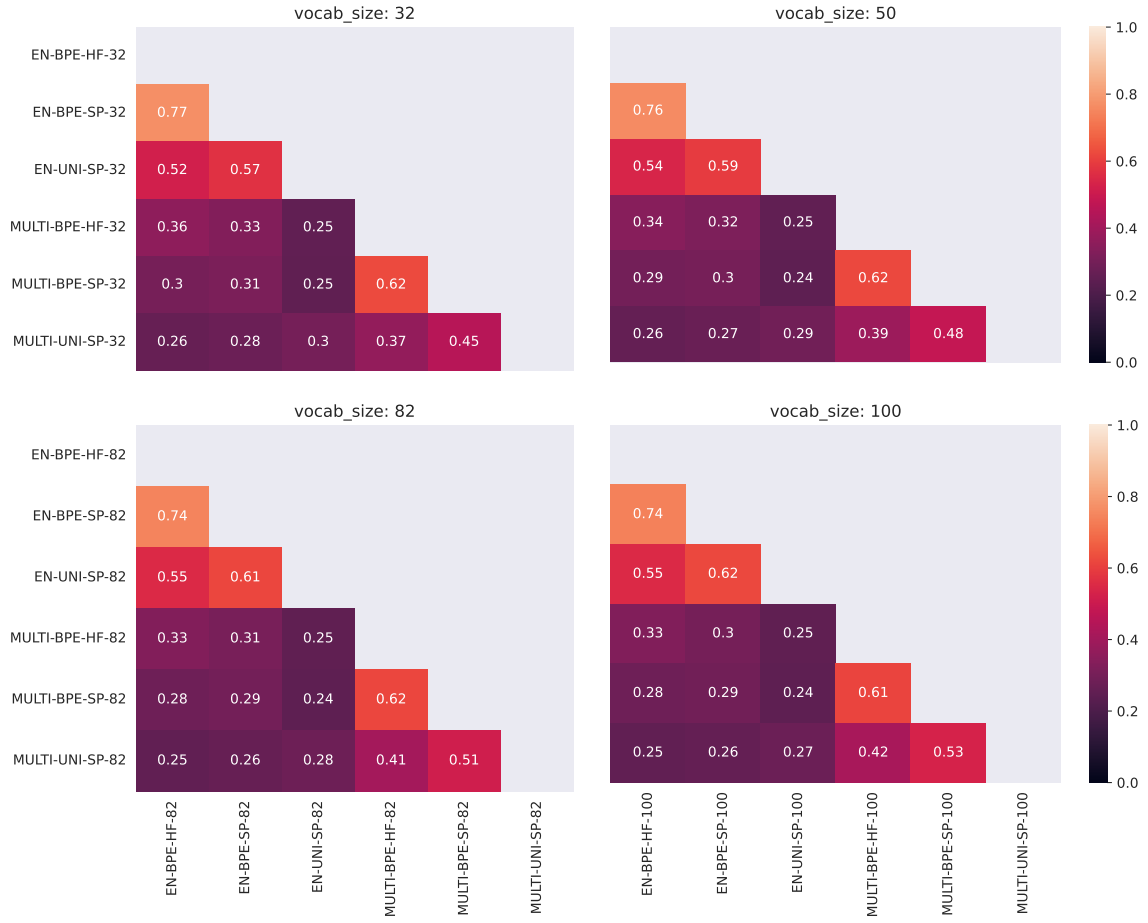


Figure 6: Vocabulary overlap between the examined tokenizers

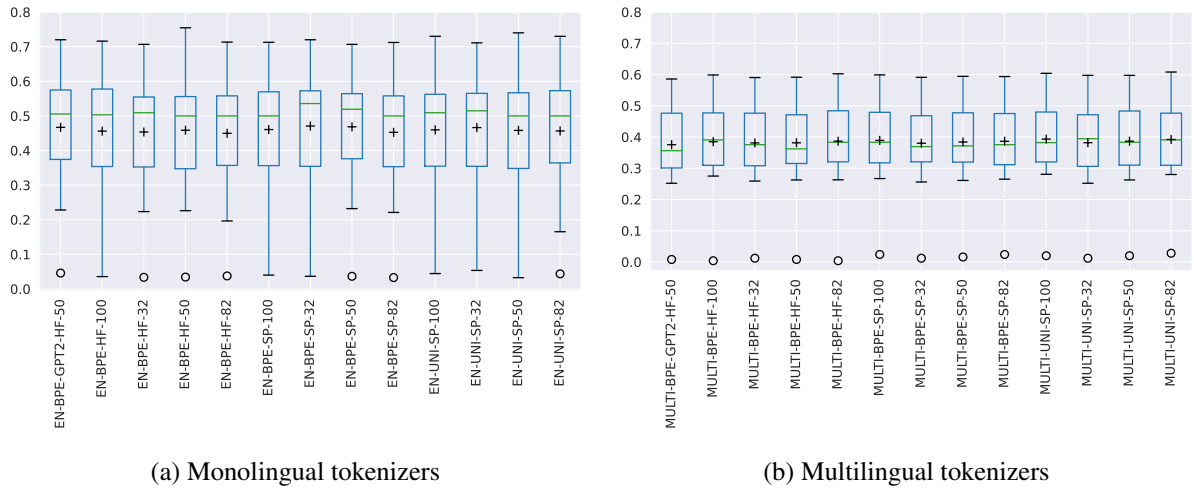


Figure 7: Accuracy distribution for mono-/multilingual tokenizers across mono-/multilingual tasks. The "+" represents the average performance across all tasks.

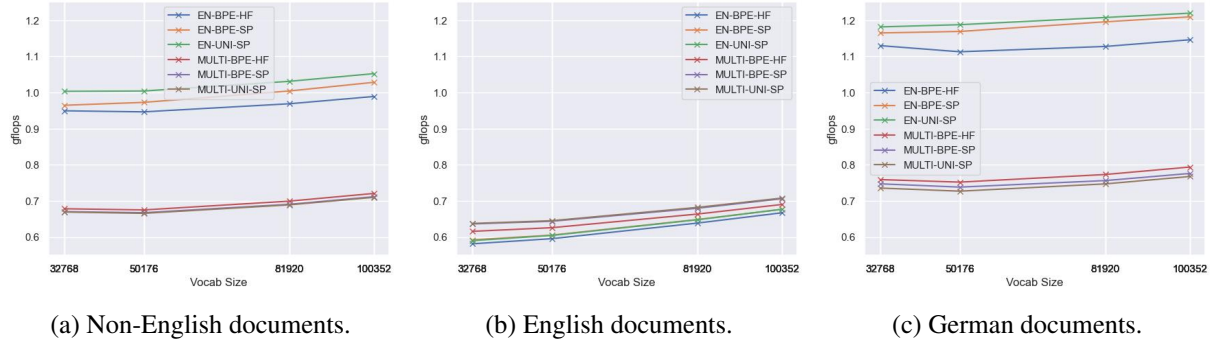


Figure 8: Average compute (GFLOPs) required to process a single word within (a) multilingual, (b) English, and (c) German documents within an **inference** pass.

Accuracy		
Model	EN	MULTI
BPE-HF-100	45.60	38.50
BPE-HF-32	45.34	38.12
BPE-HF-50	45.85	38.15
BPE-HF-82	44.97	38.67
BPE-SP-100	46.06	38.92
BPE-SP-32	<b>47.06</b>	38.01
BPE-SP-50	46.85	38.41
BPE-SP-82	45.25	38.64
UNI-SP-100	45.97	<b>39.34</b>
UNI-SP-32	46.62	38.18
UNI-SP-50	45.81	38.66
UNI-SP-82	45.65	39.21

Table 9: Average accuracy of monolingual and multilingual tokenizers across all downstream tasks

Model	Non-English	English	German
EN-BPE-HF-33	3,8	<b>2,32</b>	4,52
EN-BPE-HF-50	3,79	2,38	4,45
EN-BPE-HF-82	3,88	2,55	4,51
EN-BPE-HF-100	3,96	2,67	4,58
EN-BPE-SP-33	3,86	2,37	4,66
EN-BPE-SP-50	3,89	2,42	4,68
EN-BPE-SP-82	4,02	2,59	4,78
EN-BPE-SP-100	4,11	2,71	4,84
EN-UNI-SP-32	4,01	2,36	4,73
EN-UNI-SP-50	4,02	2,42	4,75
EN-UNI-SP-82	4,12	2,59	4,83
EN-UNI-SP-100	4,21	2,71	4,88
MULTI-BPE-HF-33	2,71	2,46	3,04
MULTI-BPE-HF-50	2,7	2,5	3,01
MULTI-BPE-HF-82	2,8	2,65	3,09
MULTI-BPE-HF-100	2,88	2,76	3,17
MULTI-BPE-SP-33	2,68	2,55	2,99
MULTI-BPE-SP-50	2,67	2,57	2,95
MULTI-BPE-SP-82	2,76	2,72	3,03
MULTI-BPE-SP-100	2,85	2,82	3,1
MULTI-UNI-SP-33	2,68	2,55	2,94
MULTI-UNI-SP-50	<b>2,66</b>	2,58	<b>2,91</b>
MULTI-UNI-SP-82	2,76	2,73	2,99
MULTI-UNI-SP-100	2,84	2,83	3,07

Table 10: Computational costs per word (GFLOPs) for different tokenizers.



	Task	Metric	Worst	Best	Difference
EN	arc challenge	acc	0,21	0,27	+28,4 %
	arc easy	acc	0,50	0,59	+18,6 %
	boolq	acc	0,56	0,61	+8,9 %
	cb	acc	0,30	0,54	+76,5 %
	cb	f1	0,18	0,36	+94,9 %
	copa	acc	0,67	0,73	+9,0 %
	hellaswag	acc	0,34	0,41	+19,7 %
	lambada openai	acc	0,47	0,56	+20,0 %
	mathqa	acc	0,22	0,24	+8,8 %
	mnli	acc	0,35	0,37	+7,7 %
	mnli mismatched	acc	0,35	0,38	+9,4 %
	mrpc	acc	0,54	0,69	+26,1 %
	mrpc	f1	0,66	0,81	+22,7 %
	gnad10	acc	0,15	0,43	+187,7 %
	gnad10	f1	0,07	0,35	+380,9 %
	gnad10	recall	0,14	0,42	+207,6 %
	pawsex es	acc	0,48	0,56	+17,2 %
	piqa	acc	0,67	0,72	+7,2 %
	pubmedqa	acc	0,45	0,59	+32,1 %
	race	acc	0,31	0,34	+11,8 %
	rte	acc	0,53	0,57	+8,9 %
	sst	acc	0,51	0,75	+48,2 %
	triviaqa	acc	0,02	0,05	+171,3 %
	wic	acc	0,50	0,55	+11,4 %
	winogrande	acc	0,49	0,56	+12,4 %
	wnli	acc	0,42	0,54	+26,7 %
	wsc	acc	0,36	0,61	+70,3 %
MULTI	xstory cloze es	acc	0,49	0,60	+24,3 %
	mgsm de	acc	0,00	0,03	-
	lambada de	acc	0,11	0,33	+186,4 %
	lambada es	acc	0,17	0,32	+91,8 %
	lambada fr	acc	0,20	0,38	+90,5 %
	lambada it	acc	0,16	0,37	+132,3 %
	wino de	acc	0,50	0,61	+20,9 %
	xcodah de	acc	0,27	0,42	+52,1 %
	xcodah es	acc	0,28	0,43	+52,1 %
	xcodah fr	acc	0,27	0,39	+43,7 %
	xcsqa de	acc	0,19	0,30	+56,4 %
	xcsqa es	acc	0,19	0,29	+57,3 %
	xcsqa fr	acc	0,17	0,29	+69,2 %
	xnli de	acc	0,32	0,48	+51,0 %
	xnli en	acc	0,49	0,52	+5,3 %
	xnli es	acc	0,34	0,48	+41,0 %
	xnli fr	acc	0,37	0,49	+30,3 %
	xstance de	acc	0,49	0,52	+6,0 %
	xstance de	f1	0,34	0,47	+41,2 %
	xstance de	recall	0,49	0,52	+7,7 %

Table 11: Differences between our best and worst performing tokenizers per task.