

Voyager: MTD-Based Aggregation Protocol for Mitigating Poisoning Attacks on DFL

Chao Feng¹, Alberto Huertas Celdrán¹, Michael Vuong¹, G r me Bovet², Burkhard Stiller¹

¹Communication Systems Group CSG, Department of Informatics, University of Zurich UZH, CH-8050 Z rich, Switzerland
[cfeng, huertas, stiller]@ifi.uzh.ch, michael.vuong@uzh.ch

²Cyber-Defence Campus, armasuisse Science & Technology, CH-3602 Thun, Switzerland gerome.bovet@armasuisse.ch

Abstract—The growing concern over malicious attacks targeting the robustness of both centralized and decentralized Federated Learning (FL) necessitates novel defensive strategies. In contrast to the centralized approach, Decentralized FL (DFL) has the advantage of utilizing network topology and local dataset information, enabling the exploration of Moving Target Defense (MTD) based approaches.

This work presents a theoretical analysis of the influence of network topology on the robustness of DFL models. Drawing inspiration from these findings, a three-stage MTD-based aggregation protocol, called *Voyager*, is proposed to improve the resilience of DFL against poisoning attacks through the manipulation of network topology connectivity. *Voyager* has three main components: an anomaly detector, a network topology explorer, and a connection deployer. When an abnormal model is detected in the network, the topology explorer responds strategically by forming connections with more trustworthy participants to secure the model. Experimental evaluations show that *Voyager* effectively mitigates various poisoning attacks without imposing significant resource and computational burdens on participants. These findings highlight the proposed reactive MTD as a potent defense mechanism in the context of DFL.

Index Terms—Decentralized Federated Learning, Moving Target Defense, Malicious Attack, Cybersecurity

I. INTRODUCTION

The widespread adoption of communication technologies and the growing prevalence of the Internet-of-Things (IoT) concept are leading to an extensive rise in the number of devices connected to the Internet. However, these massive devices create enormous amounts of distributed data, posing new challenges in the processing and analysis of such data in a privacy-preserved way. Federated Learning (FL) is a novel approach in that leverages collaborative learning on distributed datasets [1]. Unlike traditional Machine Learning (ML) methods, FL allows users to share their local models instead of the raw data with a central server, preserving data privacy. However, a central server is still needed for FL to aggregate the models. This centralized FL (CFL) approach has some drawbacks, such as the single point of failure and network bottlenecks. To address these concerns, decentralized FL (DFL) has been introduced, where all nodes are considered equal and can act as both trainers and aggregators simultaneously, improving the fault tolerance of the system [2].

Nevertheless, due to its distributed nature, FL is vulnerable to adversarial attacks whereby malicious participants can

undermine the privacy and robustness of the FL model [3]. Poisoning attacks constitute a category of malicious attacks that exploit the robustness and precision of FL. Malicious participants manipulate their own data or models and share them with other participants to undermine the usefulness of models used by other participants. Poisoning attacks pose significant risks to both CFL and DFL. In CFL, the central server receives poisoned models from malicious participants, leading to a compromised global model after aggregation. In the case of DFL, the poisoned models produced by malicious participants are disseminated throughout the network, presenting a potential threat to all participants involved.

In contrast to CFL, DFL possesses the capacity to leverage supplementary information, including network topology and local datasets, thereby enabling the exploration of novel approaches in devising defense strategies. Introduced in 2009, Moving Target Defense (MTD) is a revolutionary security approach that aims to mitigate the impacts of cyberattacks by actively or passively altering specific system parameters, including network configurations, file systems, or system libraries [4]. Through the analysis of the functioning of DFL systems, this work demonstrates the impact of network topology on the security vulnerability of DFL from a theoretical standpoint. Specifically, for participants involved in a DFL network, the number of connections to malicious participants follows a hypergeometric distribution, which indicates the risk of being connected with a malicious participant has a positive correlation with the average degree of nodes as well as the proportion of malicious participants, and a negative correlation with the number of benign neighbors. Consequently, this work establishes the feasibility of implementing MTD-based defensive measures through modifications to the network topology.

Inspired by the theoretical discoveries, this work proposes an MTD-based aggregation protocol, named *Voyager*, which reactively manipulates the topology of the network to enhance the robustness of the DFL system. Specifically, the *Voyager* protocol consists of three stages: an anomaly detector, a network topology explorer, and a connection deployer. The anomaly detector compares the local model with models shared by other participants to determine if an anomalous model has been received, thus triggering an MTD policy. Once an anomaly is detected, a triggering message is sent and the network topology explorer attempts to identify more

trustworthy participants by adding them to the candidate set. Finally, the connection deployer is responsible for establishing connections with these candidate participants and sharing the respective models to create an aggregated model.

Therefore, the contributions of this work encompass the following: (i) Modeling and analyzing the impact of network topology on the security risk of DFL, and identifying the primary factors affecting the robustness of DFL; (ii) Proposing a reactive MTD-based aggregation protocol, referred to as *Voyager*, based on the theoretical analysis, to mitigate the impact of poisoning attacks on DFL; (iii) Developing a prototype of *Voyager* (available in [5]) within the FedStellar [6] DFL framework; (iv) Conducting a series of experiments to validate the performance of *Voyager*. These experiments involve assessing various network topologies (such as ring, star, random, and fully connected networks), employing different attack techniques like label flipping and model poisoning, and evaluating three datasets (MNIST, FashionMNIST, and Cifar10) while comparing the results with related works. The experimental results demonstrate that *Voyager* is effective in reducing different types of poisoning attacks across various network topologies and datasets, without noticeably increasing the resource consumption and network overhead.

The subsequent sections of this paper are organized as follows: Section II provides an introduction to the background and related approaches. Then, Section III outlines the problem and scenario addressed, while Section IV presents the framework architecture and its implementation. The solution's performance is evaluated through experiments presented in Section V. Finally, Section VI draws conclusions based on the obtained results.

II. BACKGROUND & RELATED WORK

This section offers an overview of poisoning attacks affecting the robustness of FL systems, as well as a summary of current research on countermeasures against such attacks.

A. Poisoning Attacks

The taxonomy in Fig. 1 provides an overview of poisoning attacks, which can be categorized into three groups based on the intentions of the adversary, namely untargeted, targeted, and backdoor attacks [7], [8].

The goal of untargeted attacks is to diminish the overall performance of the model, thereby impeding its convergence [9]. In instances of targeted attacks, the adversary intentionally alters the training data to induce incorrect or biased predictions from the model on particular target inputs. The objective of the adversary is to infiltrate the model in such a way that only a particular target set or class is misclassified, while the rest of the set is correctly classified [10]. The last category is the backdoor attack, where the adversary injects one or multiple triggers into the model during training, which can then be exploited during inference process [11]. Specifically, the model behaves normally in the absence of the trigger, but an attacker can provoke a desired prediction or classification by presenting the trigger at inference stage.

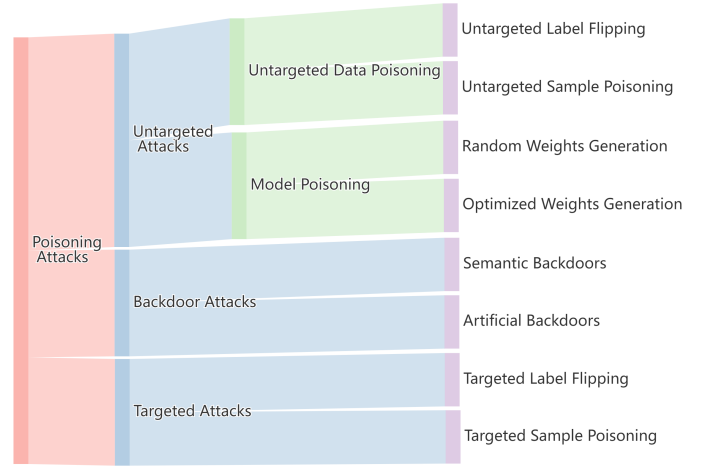


Fig. 1: Taxonomy of Poisoning Attacks

From the attack strategy standpoint, poisoning attacks can be classified into data poisoning and model poisoning. In data poisoning, poisoning attacks can be categorized as either data poisoning or model poisoning. Data poisoning involves the adversary manipulating their own local training data to indirectly affect the model training process. This can be achieved by manipulating labels of the dataset, which is referred to as label flipping, or by inserting malicious data samples, known as sample poisoning. Depending on the intention of the attacker, both label flipping and sample poisoning can be utilized as untargeted, *i.e.*, untargeted label flipping and untargeted sample poisoning, or untargeted attacks, *i.e.*, targeted label flipping and targeted sample poisoning. In the context of backdoor attacks, the attacker can choose to incorporate either semantic or artificial backdoors. The semantic backdoor involves the utilization of naturally existing cues, such as a striped background of a specific color or a particular sequence of words, as triggers. Conversely, artificial backdoors are created through the deliberate injection of specific triggers, such as adding specific symbols to a sample.

However, model poisoning attacks operate in a less restrictive scenario where malicious participants have the ability to deviate from the FL protocol and directly manipulate the locally trained model, such as revising the shared weights or gradients. As a result, model poisoning attacks pose a greater level of threat due to their higher success rate and increased difficulty in detection. According to the type of injected noise, model poisoning can be classified into two categories: random weights generation and optimized weights generation. In random weights generation, random noise is directly added to the model that is to be transmitted. Whereas, optimized weights generation involves optimizing the distribution of the added noise to decrease the likelihood of being detected.

B. Defense Mechanisms

In light of the growing concern of poisoning attacks as a serious threat to FL, it is crucial to thoroughly investigate strategies and mechanisms for protecting FL systems

from these attacks. The comparison provided in TABLE I highlights the most relevant and recent research in this area. Generally, these defense mechanisms could be categorized into 3 different classes based on the approach they used: robust aggregation rules, secure federated ensemble strategies, and MTD techniques. Proposed in [12], Krum is an aggregation

TABLE I: Related Work Mitigating Attacks for Federated Learning

Research	Approach	Category	Network Overhead	Complexity	Schema	Attack
[12] 2017	Krum	Robust Agg.	Little	Scalable	CFL	Poisoning
[13] 2021	Trimmed Mean	Robust Agg.	Little	Scalable	CFL	Poisoning
[14] 2021	FLTrust	Robust Agg.	Medium	Scalable	CFL	Poisoning
[15] 2018	Bulyan	Robust Agg.	Little	Scalable	CFL	Poisoning
[16] 2020	Scaffold	Ensemble	Large	Cost heavy	CFL	Poisoning
[17] 2021	Fed-Ensemble	Ensemble	Small	Medium	CFL	Poisoning
[18] 2015	Knowledge Distillation	Ensemble	Medium	Scalable	CFL	Poisoning
[19] 2017	Mocha	Ensemble	Small	Scalable	CFL	Poisoning
[20] 2023	-	MTD	Small	Scalable	DFL	Comm.
This work	Voyager	MTD	Small	Scalable	DFL	Poisoning

rule who is aimed at identifying honest local model from shared models. It relies on a deterministic Euclidean distance to compute vectors and is suitable for scenarios where honest nodes outnumber malicious ones in shared models. However, the maximum malicious tolerance of Krum is $\frac{N-2}{2N}$, where N denotes the number of participants in the FL system. Thus, with more than half of malicious participants, Krum has a high risk of choosing the incorrect model. Statistical methods play a key role in aggregation, with two approaches designed in [13], Trimmed Mean and Median. The Trimmed Mean is a commonly employed technique in FL that effectively addresses the influence of outliers through the removal of a specific proportion of extreme values. And the Median approach involves determining the median value from the shared models. Both of these approaches are considered practical and time-efficient. The FLTrust [14] algorithm utilizes a reputation mechanism, wherein all nodes initially possess equal levels of trustworthiness and their reputations change over time based on their performance compared to the average. Nodes that underperform relative to the average witness a decline in their reputation, while those that outperform experience an increase. The reputation of nodes affects the weight of their contributions, giving greater importance for more reputable participants during the aggregation process. [15] introduces Bulyan, a method that improves security against attacks by combining existing byzantine-resilient aggregation rules such as Krum and TrimmedMean. Bulyan initially employs Krum to identify a subset of participants that are likely to be benign, and subsequently utilizes TrimmedMean to aggregate update parameters individually. This approach aims to protect against malicious workers, with a maximum tolerance of $\frac{b-3}{4}$, where b denotes the number of benign participants. The Scaffold algorithm, introduced in [16], addresses the issue of attacks by predicting update directions for both the server and local models, calculating the difference between them, and using this difference to correct the local models. This corrective action accelerates the convergence process, resulting

in decreased communication costs. However, the application of Scaffold requires the server to retain separate parameters for each participant in addition to the global model.

Ensemble techniques in FL combining multiple models to achieve superior performance by leveraging the collective knowledge of participating models. Fed-Ensemble, as outlined in [17], deviates from the typical FL framework by incorporating multiple independent aggregators. During each iteration, Fed-Ensemble allocates one of these aggregators to chosen participants subsets, enabling them to conduct training on their respective local datasets. Consequently, this practice enhances performance by leveraging the collective predictions derived from multiple models. Furthermore, this methodology bolsters the robustness of the system against adversarial attacks, as the compromise of a singular model does not exert a substantial influence on the entire system. Knowledge distillation [18] utilizes a student-teacher mechanism, where the teacher model, trained on a large dataset for strong generalization, transfers its knowledge to smaller, more practical models through distillation. This process involves creating soft targets, which are probability distributions produced by the teacher model, serving as guides for the student models to mimic and learn from the knowledge from the teacher. Additionally, Mocha offers a partial resolution to the issue of attacks. However, these Ensemble Techniques are not Byzantine robustly guaranteed, which is crucial for addressing security issues.

Unlike many works that showcase the effectiveness of robust aggregation protocols and federated ensemble strategies in defending against cyberattacks, there is a limited number of research that delve into the implementation of MTD for safeguarding FL systems, especially for DFL. [20] put forward a proactive MTD-based strategy that involves altering the network configuration and implementing encryption measures to safeguard the DFL system against potential communication vulnerabilities, such as Man in the Middle (MitM) attacks.

To conclude, although numerous methods employ aggregation rules and ensemble strategies, there is currently no research that utilizes the MTD mechanism for the purpose of mitigating poisoning attacks and ensuring the security of FL systems. Furthermore, it is worth noting that all of these aggregation rules and ensemble strategies were originally designed for CFL rather than DFL.

III. PROBLEM STATEMENT

This section presents a formal establishment of the problem, which is essential for the development and evaluation of the proposed algorithm. In the N participants federation system, each participant $c_i \in \mathbb{C}$ uses its own local dataset $D_i \in \mathbb{D}$ to train a local model m_i , where \mathbb{C} donates the universe of the participants and \mathbb{D} donates the universe of the dataset. For each data point $(x_{i,j}, y_{i,j}) \in D_i$, the loss function associated with this data point is defined as: $f(m_i(x_{i,j}); y_{i,j})$. Thus, for the whole local dataset D_i in c_i , the corresponding population loss function is formalized as: $F(m_i) = \sum_{(x_{i,j}, y_{i,j}) \in D_i} f(m_i(x_{i,j}); y_{i,j})$. Hence, the

objective of training the local model is to identify the optimal m_i^* within the parameter space \mathbb{M} , as defined in equation (1):

$$m_i^* = \arg \min_{m_i \in \mathbb{M}} F(m_i) \quad (1)$$

When considering the CFL scenario, the focus of the model optimization is transferred to minimizing the loss of the global model. Let $m_g = g(m_1, \dots, m_N)$ be the aggregated global model after the aggregation function $g(m)$ in the central server, and $F(m_g) = \sum_{(x_{m,n}, y_{m,n}) \in \mathbb{D}} f(m_g(x_{m,n}); y_{m,n})$ denote the population loss function of the whole system. Then, the objective of training the global model is to find the optimal m_g^* , as defined in equation (2):

$$m_g^* = \arg \min_{m_g \in \mathbb{M}} F(g(m_1, \dots, m_N)) \quad (2)$$

However, in an DFL scenario, each participant c_i is only connected to a specific subset, called neighbors, \mathbb{C}'_i of the entire participants \mathbb{C} . As a result, each participant aggregates its own local model m_i with the models shared by its neighbors \mathbb{M}'_i as: $m'_{gi} = g'(m_i, m_j \in \mathbb{M}'_i)$, and the corresponding population loss function for this participant changes to: $F'(m'_{gi}) = \sum_{(x_{m,n}, y_{m,n}) \in \mathbb{D}'} f(m'_{gi}(x_{m,n}); y_{m,n})$. The objective for aggregated model in each participant, therefore, becomes to minimize the population loss function $F'(m'_{gi})$ by finding the optimal $(m'_{gi})^*$ as defined in equation (3):

$$m'_{gi*} = \arg \min_{m'_{gi} \in \mathbb{M}} F(g'(m_i, m_j \in \mathbb{M}'_i)) \quad (3)$$

It is worth noting that the count of N' can vary significantly depending on the topology, ranging from 1 (representing an edge node) to $N-1$ (representing a node that is fully connected with all other nodes).

The previous problem setup assumes that the entire FL environment is secure, meaning there are no potential malicious attacks. However, in the context of a Byzantine environment, there is a fraction α of N participants who are malicious, while the remaining $(1 - \alpha) * N$ participants are benign. It can represent the set of malicious participants as \mathcal{B} , where $|\mathcal{B}| = \alpha * N$. To enhance the resilience of the FL system, a defense mechanism l is employed to identify and filter out all of the malicious participants \mathcal{B} , represented as $l(m_1, \dots, m_N) = \mathbb{C} - \mathcal{B}$. The objective of the CFL system is then to identify the global model m_g^* that minimizes the loss, as represented in equation (4):

$$m_g^* = \arg \min_{m_g \in \mathbb{M}} F(g(\mathbb{C} - \mathcal{B})) \quad (4)$$

In the scenario of DFL, when considering \mathbb{C}'_i is a subset of the \mathbb{C} , it follows that \mathcal{B}'_i is a subset of the entire set of malicious participants \mathcal{B} . Thus, the defense mechanism l' is transformed into $l'(m_j \in \mathbb{M}'_i) = \mathbb{C}'_i - \mathcal{B}'_i$. The objective of the DFL system is then to find $(m'_{gi})^*$ that minimizes $F(g(l'(m)))$, as defined in equation (5):

$$m'_{gi*} = \arg \min_{m'_{gi} \in \mathbb{M}} F(g(\mathbb{C}'_i - \mathcal{B}'_i)) \quad (5)$$

However, it should be noted that the size of N' can vary from 1 to $N-1$, potentially causing l' to filter out all connected participants and leading to a fragmented network. Therefore, when designing the defense mechanism l' in DFL, it is crucial to prioritize both the robustness and the integrity of the DFL network to prevent network fragmentation and isolation.

Based on the previous analysis, it is evident that DFL and CFL exhibit distinct vulnerabilities as a result of varying network topologies. Consequently, it is crucial to assess the security risks associated with these diverse topologies. In the context of a DFL network comprising N participants, it is assumed that each participant has an average degree of \bar{e} , with $\alpha * N$ participants being malicious. Thus, for any benign participant, the number of connections with malicious participants follows a probabilistic hypergeometric distribution, as demonstrated in equation (6):

$$p(k) = \binom{\alpha * N}{k} \binom{N - 1 - \alpha * N}{2 * \bar{e} - k} / \binom{N - 1}{2 * \bar{e}} \quad (6)$$

At this point, for each participant, the mean number of malicious participants it may connect to is shown in (7):

$$|\overline{\mathcal{B}'_i}| = \frac{2 * \bar{e} * \alpha * N}{N - 1} \quad (7)$$

In a general sense, the risk associated with participant c_i can be represented by equation (8):

$$r_i = \frac{2 * \bar{e} * \alpha * N}{(N - 1) * |\mathbb{C}'_i|} \quad (8)$$

Equation (8) reveals that the primary security risk associated with c_i is influenced by three factors: the average degree \bar{e} of each participant in the network, the proportion α of potentially malicious participants in the network, and the number of direct connections $|\mathbb{C}'_i|$ that the participant has. A higher value of \bar{e} and α increases the likelihood of participants being targeted for attacks, while a higher value of $|\mathbb{C}'_i|$ decreases this risk. Consequently, based on the theoretical analysis, it can be insighted that: (i) the security risk of DFL is directly related to the network topology, and (ii) when α and N are fixed, increasing the number of trusted neighbors, *i.e.*, increasing $|\mathbb{C}'_i|$, could reduce the risk.

IV. Voyager ARCHITECTURE

Inspired by the problem setting and analysis in Section III, this work proposes a three-stage aggregation protocol *Voyager*. This section details the design of the *Voyager* architecture that enables the DFL framework to effectively mitigate poisoning attacks. The main components of *Voyager* are illustrated in Fig. 2, comprising three modules: the anomaly detector, the topology explorer, and the connection deployer. In brief, each participant obtains the models shared by its neighbors and employs an anomaly detector to identify any abnormality within these models. If the detector distinguishes a malicious model,

it activates the topology explorer component to locate other potentially connected participants. Finally, the connection deployer is responsible for establishing connections between the current participant and the recognized participants.

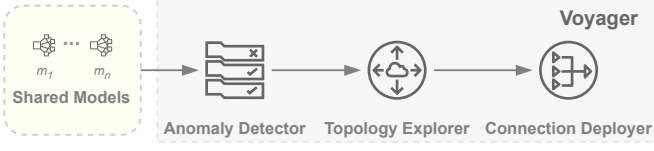


Fig. 2: Overview of *Voyager*

A. Anomaly Detector

The presence of the anomaly detector component is crucial for the effectiveness of *Voyager* as it acts as a trigger for the MDT-based mechanism. According to Algorithm 1, each participant c_i in the DFL network receives the shared models \mathbb{M}'_i from its neighboring participants \mathbb{C}'_i .

Algorithm 1 Anomaly Detector Algorithm

Require: \mathbb{M}'_i : Neighbor models, m_i : Local model, κ_s : Similarity threshold.

- 1: **Initialize** Triggering message $t \leftarrow 0$
- 2: **for** m_j in \mathbb{M}'_i **do**
- 3: $s_{ij} \leftarrow \text{CosSim}(m_i, m_j)$
- 4: **if** $s_{ij} \geq \kappa_s$ **then**
- 5: $t \leftarrow 1$
- 6: **return** t

In the initial stage, *Voyager* computes the similarity between the local model m_i and the received models m_j in \mathbb{M}'_i . If any of these similarity scores exceeds the threshold κ_s , a triggering message t is sent to the topology explorer component and the connection deployer in order to establish new connections.

Algorithm 2 Layer-wise Cosine Similarity

Require: m_i : Local model, m_j : Neighbor model.

- 1: **for** l_i, l_j in m_i, m_j **do**
- 2: $s_{ij} \leftarrow s_{ij} + \frac{l_i \cdot l_j}{\|l_i\| \|l_j\|}$
- 3: **return** s_{ij}

It should be noted that the current implementation of *Voyager* utilizes a layer-wise cosine similarity algorithm for detecting anomalies (as outlined in Algorithm 2), but alternative algorithms could also be employed for computing the similarity score.

B. Topology Explorer

The topology explorer is activated upon receiving a triggering message t from the anomaly detector. To begin, the node c_i establishes a neighbor list L_i that includes its existing neighbors \mathbb{C}'_i . Upon initiation of the topology explorer, the node recursively incorporates all the neighbors of the neighbor participants into its own neighbor list L_i until it reaches a predefined value κ_n .

However, this approach does not take into account the potential risk of adding participants to the neighbor list L_i , which may lead to the inclusion of malicious models. To address this issue, the reputation of candidate participants is taken into consideration during their addition to L_i , only these reputation scores are higher than the reputation threshold κ_r will be considered being add to the neighbor list L_i .

Algorithm 3 *Voyager* Neighbor Exploration with Reputation

Require: \mathbb{C}'_i : Neighbor participants, κ_n : Neighbor amount threshold, m_i : Local model, κ_r : Reputation amount threshold.

- 1: **Initialize** Neighbor list $L_i \leftarrow \mathbb{C}'_i$
- 2: **for** c_j in L_i **do**
- 3: **for** c_k in \mathbb{C}'_j **do**
- 4: **if** c_k not in L_i **and** $R_k \geq \kappa_r$ **and** $|L_i| < \kappa_n$ **then**
- 5: $L_i \leftarrow L_i + c_k$
- 6: **return** L_i
- 7: Update the reputation score
- 8: **for** c_j in L_i **do**
- 9: $R_j \leftarrow \text{CosSim}(m_i, m_j)$
- 10: **return** R

C. Connection Deployer

After acquiring the updated list of neighbors, the next step involves forming new connections between the current participant and the newly added neighbors. Then, participants exchange local models and reputation scores with others, and employ the Krum [12] aggregation function to obtain their respective global models.

D. Fedstellar

Fedstellar is an advanced platform that streamlines the training of DFL models across multiple devices [6]. It encompasses various significant functionalities, such as facilitating the establishment and customization of network topologies for DFL and CFL. It employs various ML/DL models and datasets to tackle various FL challenges. Besides, it provides user-friendly tools that allow for the adjustment of settings and monitoring of crucial metrics, such as resource metrics and performance metrics.

As shown in Figure 3, Fedstellar is a meticulously constructed system comprising three main elements: the frontend, the controller, and the core infrastructure.

- **FRONTEND.** This element facilitates the interface between the user and the system, allowing the user to customize their own FL scenario through various configurations. Additionally, the system offers real-time monitoring capabilities, such as tracking resource consumption and model performance during training process. Based on the FedStellar, *Voyager* offers additional MTD selection and definition options to define MTD strategies.
- **CONTROLLER.** It serves as the central center of the framework, receiving user instructions from the frontend, overseeing the entire federated scenario, choosing suitable learning algorithms and datasets, and establishing network connections to facilitate a FL procedure. The *Voyager* MTD techniques are defined in this component.

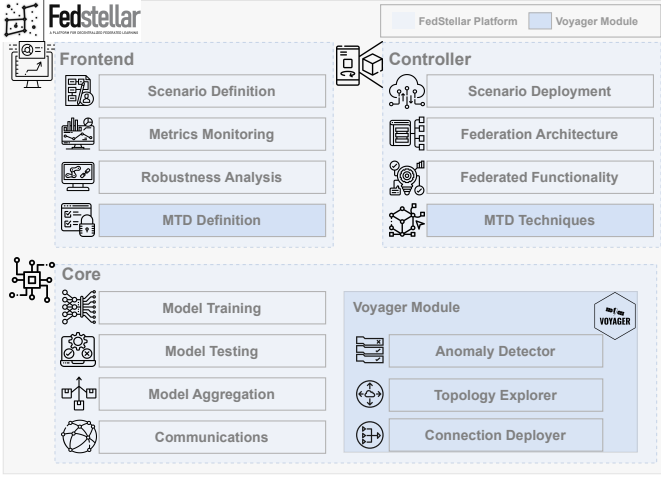


Fig. 3: *Voyager* Module in Fedstellar Framework

- **CORE.** This component is incorporated into all participants of the federation and is accountable for carrying out the tasks related to FL. Its operations involve preparing data, training models, ensuring secure communication between participants, and storing the federated models. Hence, this component encompasses the main functionality of *Voyager*, containing the aforementioned elements, the anomaly detector, the topology explorer, and the connection deployer.

V. EXPERIMENTS

A comprehensive assessment of the proposed *Voyager* is conducted through a pool of experiments, comparing its performance to other aggregation algorithms on various datasets.

A. Experiments Setup

1) *Datasets:* Four datasets and a corresponding deep learning model are chosen to evaluate the aggregation algorithms implemented for Fedstellar framework::

- **MNIST** consists of handwritten digits represented by 28×28 grayscale images. It comprises 60 000 training samples and 10 000 test samples. A three layers multi-layer perceptron (MLP) is used for classification.
- **FashionMNIST** consists of 60 000 training samples and 10 000 test samples, which are 28×28 grayscale images with 10 classes. For the FashionMNIST dataset, the same MLP as for MNIST is used.
- **Cifar10** consists of 50 000 training and 10 000 test images with 10 classes of 32×32 color images. A small convolutional neural network (CNN) designed for mobile applications is used for this task [21].

In a DFL network with N participants, for each dataset, the training and testing data will be divided into N equal parts, i.e., the data distribution accorse the participants is considered as Independent and Identically Distributed (IID). For each participant, 80% of its training data is used for local model training and 20% is used for model validation, i.e., the validation set. In this work, N is considered as 10.

2) *Learning Configuration:* The learning process is set to a duration of 10 rounds, with each round consisting of 3 epochs. This process is conducted on the Fedstellar platform, utilizing synchronous mode. The bandwidth of the federation network is set to 1 Mbps, the loss to 0% and the delay to 0 ms. In the Fedstellar platform, the defense mechanisms FedAvg, FLTrust, Krum, TrimmedMean, and *Voyager* are implemented, evaluated, and compared. Additionally, four different network topologies (ring, star, random, and fully connected) are used in the experiments.

B. Thresholds Identification

As delineated in Chapter IV, the algorithm employs three thresholds, specifically κ_s for triggering the MTD, κ_n for confirming the adequacy of the established connection, and κ_r for assessing the suitability of the reputation score of the candidate. Therefore, this experiment employed various tests to ascertain the thresholds applicable in each scenarios.

TABLE II: Cosine Similarity between Benign Models and Poisoned Models

	MNIST		FashionMNIST		Cifar10	
	Avg.	Std.	Avg.	Std.	Avg.	Std.
Benign & Benign	0.698	0.018	0.704	0.008	0.813	0.003
Benign & Untargeted Label Flipping	0.438	0.008	0.306	0.005	0.690	0.001
Benign & Model Poisoning	0.049	0.001	0.059	0.002	0.440	0.005

TABLE II illustrates the cosine similarity values between the benign model and both the benign and malicious models across three different datasets. The results indicate that the benign model exhibits a higher degree of similarity with the benign model, scoring approximately 0.7 for MNIST and FashionMNIST datasets and 0.8 for Cifar10 dataset. Moreover, it indicates a reduced level of similarity with the model poisoned models, achieving scores below 0.5 for all three datasets. However, when considering the untargeted label flipping, the similarity score is less than 0.5 for both MNIST and FashionMNIST datasets, while approximately 0.7 for the Cifar10 dataset. As a result, this experiment sets a threshold value of 0.5 for the MTD reactor trigger κ_s in experiments involving MNIST and FashionMNIST datasets, and $\kappa_s=0.7$ as the reactor trigger for the Cifar10 dataset. Furthermore, since the reputation score calculation utilizes the same algorithm as the anomaly detection, a reputation threshold κ_r of 0.5 is applied for the MNIST and FashionMNIST datasets, and 0.7 for the Cifar10 dataset.

The second concern pertains to determining the optimal selection of a connection threshold κ_n to ensure the robustness against the potential harm caused by malicious attacks. Given that the aggregation function used by *Voyager* is Krum, which has a maximum tolerance for malicious equal to $\frac{N-2}{2(N)}$, in this case the *Voyager* will try to establish more connections until κ_n . Thus, κ_n should satisfy equation (9):

$$\frac{(2 * \bar{e} * \alpha * N) / (N - 1)}{\kappa_n} = \frac{\kappa_n - 2}{2(\kappa_n)} \quad (9)$$

Thus the connection threshold is deployed as: $\kappa_n = \frac{4 \cdot \bar{e} \cdot \alpha \cdot N}{N-1} + 2$, which is determined by the average degree of initial topology \bar{e} and the ratio of malicious participants α .

C. Poisoning Attacks Mitigation Performance

This evaluation focuses on two types of poisoning attacks, namely untargeted label flipping and model poisoning. The evaluation of the defense mechanism is determined by the mean F1-score as $\frac{2 \cdot \text{Precision} \cdot \text{Recall}}{\text{Precision} + \text{Recall}}$. The defense mechanism is considered more effective when the average F1-score of benign participants is higher.

Model Poisoning. In this attack, an adversary deliberately compromises the integrity of the model by introducing a significant amount of noise, specifically 80% salt noise, directly into the local model after each round of the training process. The ratio of poisoned nodes (PNR) is established to 0, 10, 30 and 60. Malicious nodes are randomly selected and launched model poisoning attacks. Fig.4 illustrates the F1-score results for the three datasets at each PNR configuration in three topologies, including ring, star, and random.

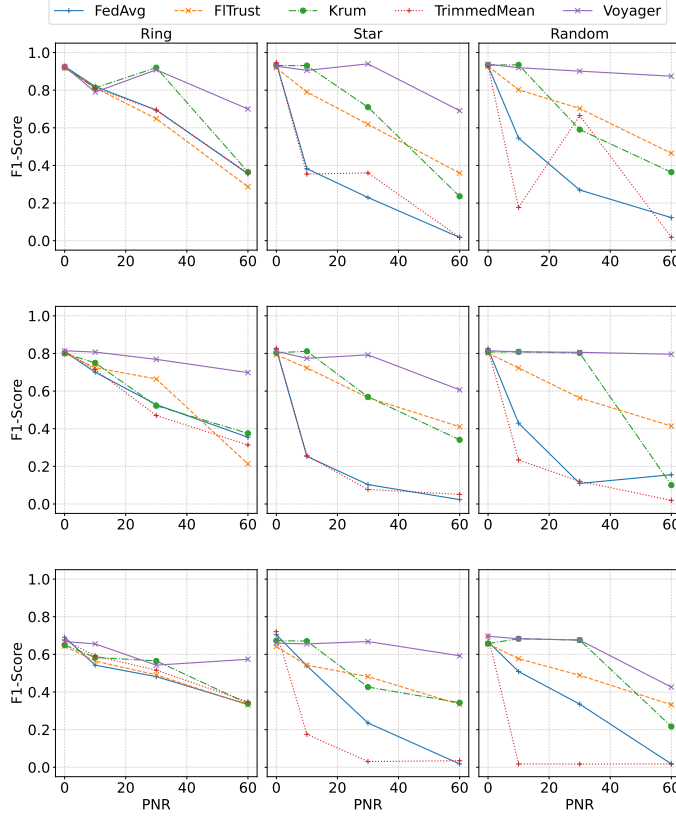


Fig. 4: F1-score in three topologies for MNIST (top), Fashion-MNIST (middle), and Cifar10 (bottom) Datasets with Model Poisoning

The results indicate that *Voyager* performed equally well as the compared algorithms in the baseline case, with a PNR of 0, across all three datasets. However, as the ratio of poisoned participants increased, Krum and TrimmedMean showed some level of resistance but became ineffective when the PNR

surpassed 50%. In contrast, *Voyager* consistently outperformed the other algorithms across all three datasets and topologies, highlighting its robustness.

Untargeted Label Flipping. In this attack, adversaries manipulate the local dataset by indiscriminately changing all the labels of their data samples in a random manner. The PNR exhibited variability across the datasets, with ratios of 0%, 10%, 30%, and 60%. Fig.5 showcases the F1-score outcomes for all three datasets within each PNR configuration across three different topologies.

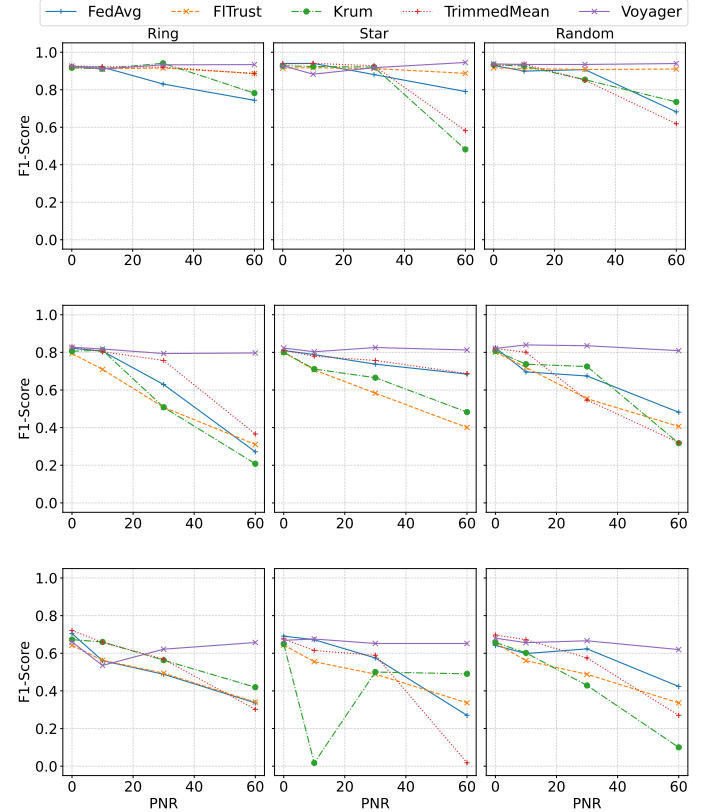


Fig. 5: F1-score in three topologies for MNIST (top), Fashion-MNIST (middle), and Cifar10 (bottom) Datasets with Untargeted Label Flipping

The results demonstrate that label flipping attacks pose a lower level of threat compared to model poisoning attacks. These compared algorithms exhibit resilience when the level of attack is low, such as PNR at 10%. However, similar to model poisoning attacks, the efficacy of compared algorithms declines significantly as the PNR increases. Additionally, *Voyager* showcases the greatest level of resilience across all three datasets with varying topologies.

D. Network Overheading and Resource Consumption

Given that one of the strategies for *Voyager* is to establish additional connections among participants, evaluating the potential network overheading and resource usage becomes essential. If no new links are introduced into the network, *Voyager* would function identically to the original Krum

algorithm. However, when all nodes establish connections, the network transitions into a fully connected topology. Consequently, this experiment compares the network traffic and CPU utilization between Krum in a ring topology, *Voyager* in a ring topology, and Krum in a fully connected topology, using the Cifar10 dataset.

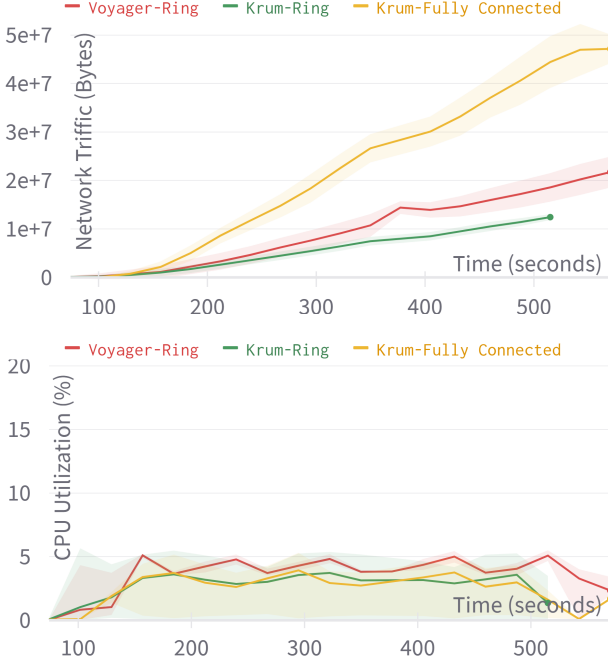


Fig. 6: Network Traffic (top) and CPU Utilization (bottom) for Krum in Ring and Fully Connected, and Voyager in Ring for Cifar10

The Fig. 6 shows that adding new connections by *Voyager* does not significantly increase network traffic compared to a fully connected network. Furthermore, the CPU usage is similar in all three scenarios. This indicates that *Voyager* does not amplify network overhead and computational complexity.

VI. SUMMARY AND FUTURE WORK

This work proposed *Voyager*, a novel defense strategy that utilizes a reactive MTD-based mechanism to mitigate poisoning attacks. *Voyager* leverages the knowledge of the network structure and availability of local data in DFL to showcase the adaptability of effective defense strategies. Through extensive evaluations on different datasets such as MNIST, FMNIST, and CIFAR10, using various attack configurations, *Voyager* has demonstrated its effectiveness across different network topologies. In comparison to other robust aggregation algorithms, the proposed *Voyager* in this work has consistently proven to be a reliable defense against poisoning attacks, without noticeably increasing the network traffic and resource usage.

In the future, proactive strategies for MTD will be considered and implemented. Furthermore, this study only focused on analyzing datasets in an IID setting. Therefore, there are intentions to assess the performance of *Voyager* in non-IID scenarios through diverse experiments.

ACKNOWLEDGMENTS

This work has been partially supported by (a) the Swiss Federal Office for Defense Procurement (armasuisse) with the CyberForce project (CYD-C-2020003) and (b) the University of Zürich UZH.

REFERENCES

- [1] H. B. McMahan, E. Moore, D. Ramage, and B. A. y Arcas, "Federated learning of deep networks using model averaging," *arXiv preprint arXiv:1602.05629*, vol. 2, p. 2, 2016.
- [2] E. T. M. Beltrán, M. Q. Pérez, P. M. S. Sánchez, S. L. Bernal, G. Bovet, M. G. Pérez, G. M. Pérez, and A. H. Celdrán, "Decentralized federated learning: Fundamentals, state of the art, frameworks, trends, and challenges," *IEEE Communications Surveys & Tutorials*, 2023.
- [3] N. Bouacida and P. Mohapatra, "Vulnerabilities in federated learning," *IEEE Access*, vol. 9, pp. 63 229–63 249, 2021.
- [4] G. Cai, B. Wang, W. Hu, and T. Wang, "Moving Target Defense: State of the Art and Characteristics," *Frontiers of Information Technology & Electronic Engineering*, vol. 17, no. 11, pp. 1122–1153, 2016.
- [5] M. Vong and C. Feng, "Voyager source code," <https://github.com/Cyber-Tracer/FedStellar-topo-manipulation>, 2023, last Visit Oct. 2023.
- [6] E. T. M. Beltrán, Á. L. P. Gómez, C. Feng, P. M. S. Sánchez, S. L. Bernal, G. Bovet, M. G. Pérez, G. M. Pérez, and A. H. Celdrán, "Fedstellar: A platform for decentralized federated learning," *arXiv preprint arXiv:2306.09750*, 2023.
- [7] Z. Tian, L. Cui, J. Liang, and S. Yu, "A Comprehensive Survey on Poisoning Attacks and Countermeasures in Machine Learning," *ACM Computing Surveys*, vol. 55, no. 8, pp. 1–35, Aug. 2023.
- [8] G. Xia, J. Chen, C. Yu, and J. Ma, "Poisoning Attacks in Federated Learning: A Survey," *IEEE Access*, vol. 11, pp. 10 708–10 722, 2023.
- [9] V. Shejwalkar, A. Houmansadr, P. Kairouz, and D. Ramage, "Back to the Drawing Board: A Critical Evaluation of Poisoning Attacks on Production Federated Learning," in *2022 IEEE Symposium on Security and Privacy (SP)*, San Francisco, CA, USA, May 2022, pp. 1354–1371.
- [10] C. Fung, C. J. M. Yoon, and I. Beschastnikh, "The Limitations of Federated Learning in Sybil Settings," 2020.
- [11] E. Bagdasaryan, A. Veit, Y. Hua, D. Estrin, and V. Shmatikov, "How To Backdoor Federated Learning," Aug. 2019, arXiv:1807.00459 [cs]. [Online]. Available: <http://arxiv.org/abs/1807.00459>
- [12] P. Blanchard, E. M. El Mhamdi, R. Guerraoui, and J. Stainer, "Machine learning with adversaries: Byzantine tolerant gradient descent," *Advances in neural information processing systems*, vol. 30, 2017.
- [13] D. Yin, Y. Chen, R. Kannan, and P. Bartlett, "Byzantine-robust distributed learning: Towards optimal statistical rates," in *International Conference on Machine Learning*. PMLR, 2018, pp. 5650–5659.
- [14] X. Cao, M. Fang, J. Liu, and N. Z. Gong, "Fltrust: Byzantine-robust federated learning via trust bootstrapping," *arXiv preprint arXiv:2012.13995*, 2020.
- [15] R. Guerraoui, S. Rouault *et al.*, "The hidden vulnerability of distributed learning in byzantium," in *International Conference on Machine Learning*. PMLR, 2018, pp. 3521–3530.
- [16] S. P. Karimireddy, S. Kale, M. Mohri, S. J. Reddi, S. U. Stich, and A. T. Suresh, "Scaffold: Stochastic controlled averaging for federated learning," 2021.
- [17] N. Shi, F. Lai, R. A. Kontar, and M. Chowdhury, "Fed-ensemble: Improving generalization through model ensembling in federated learning," *arXiv preprint arXiv:2107.10663*, 2021.
- [18] G. Hinton, O. Vinyals, and J. Dean, "Distilling the knowledge in a neural network," *arXiv preprint arXiv:1503.02531*, 2015.
- [19] V. Smith, C.-K. Chiang, M. Sanjabi, and A. S. Talwalkar, "Federated multi-task learning," in *Advances in Neural Information Processing Systems*, I. Guyon, U. V. Luxburg, S. Bengio, H. Wallach, R. Fergus, S. Vishwanathan, and R. Garnett, Eds., vol. 30, 2017.
- [20] E. T. M. Beltrán, P. M. S. Sánchez, S. L. Bernal, G. Bovet, M. G. Pérez, G. M. Pérez, and A. H. Celdrán, "Mitigating communications threats in decentralized federated learning through moving target defense," 2023.
- [21] A. G. Howard, M. Zhu, B. Chen, D. Kalenichenko, W. Wang, T. Weyand, M. Andreetto, and H. Adam, "MobileNets: Efficient Convolutional Neural Networks for Mobile Vision Applications," Apr. 2017, arXiv:1704.04861 [cs].