

Detecting and Fixing Violations of Modification Terms in Open Source Licenses during Forking

Kaifeng Huang
Fudan University
Shanghai, China

Yingfeng Xia
Fudan University
Shanghai, China

Bihuan Chen^{*}
Fudan University
Shanghai, China

Zhuotong Zhou
Fudan University
Shanghai, China

Jin Guo
Fudan University
Shanghai, China

Xin Peng
Fudan University
Shanghai, China

ABSTRACT

Open source software brings benefit to software community, but also introduces legal risks caused by license violations, which result in serious consequences such as lawsuits and financial losses. To mitigate legal risks, some approaches have been proposed to identify licenses, detect license incompatibilities and inconsistencies, and recommend licenses. As far as we know, however, there is no prior work to understand modification terms in open source licenses or to detect and fix violations of modification terms.

To bridge this gap, we first empirically characterize modification terms in 47 open source licenses. These licenses all require certain forms of “notice” to describe the modifications made to the original work. Inspired by our study, we then design LiVo to automatically detect and fix violations of modification terms in open source licenses during forking. Our evaluation has shown the effectiveness and efficiency of LiVo. 18 pull requests of fixing modification term violations have received positive responses. 8 have been merged.

1 INTRODUCTION

Open source software has been widely embraced by developers, and software community has been fostered from it tremendously in the past decade. Despite the positive impetus it brings, open source software carries inherent risks, with one of the most significant being the legal risks caused by violations of licenses. Open source licenses regard open source software as intellectual properties, and declare license terms that regulate the rights and obligations under which developers could conduct activities like reusing, distributing and modifying open source software.

There exists a large variety of open source licenses [24], ranging from permissive ones like MIT to restrictive ones like GPL. Failing to fulfill obligations in an open source license can cause a license violation, also known as a license bug [46], which can hinder software development and prevent software from being released. One prominent example of license violations is the enforcement of copyleft terms in GPL. Copyleft requires that any modifications to the software must also be distributed under the same license as the original software, ensuring that the modified version remains open source like the original software. GPL has enforced compliance on more than 150 products, resulting in many lawsuits and causing financial losses to companies [21].

To mitigate legal risks, some approaches have been proposed to identify licenses, detect license violations, and recommend licenses. License identification is the first step towards automatic license analysis. It is realized by rule-based matching [6, 17, 18, 43] and machine learning [22, 30, 48]. License violations can be caused by various reasons. One line of work attempts to detect incompatibility among the licenses of a system and its declared dependencies or reused source code [29, 39, 52]. Another line of work tries to find violations of copyleft terms of GPL/AGPL licenses [9, 11, 21]. The other line of work tries to detect inconsistency between the licenses of two source files that are evolved from the same provenance by code reuse [15, 50, 51] and between the license of a package and the license of each file of the package [7, 14, 38]. To prevent license violations, license recommendation [28, 34] can be used to choose compliant licenses.

However, little attention has been paid to violations of modification terms (MTs) in open source licenses. MTs specify the conditions under which users of open source software may modify the original software and the obligations they must fulfill. For example, the Apache-2.0 license specifies that “*You may reproduce and distribute copies of the Work ..., provided that you meet the following conditions: ... b. You must cause any modified files to carry prominent notices stating that You changed the files; ...*”. MTs distinguish liability, copyright and benefit among shareholders when distributing derivative works. For example, the NGPL license dictates that “*If NetHack is modified by someone else and passed on, we want its recipients to know that what they have is not what we distributed*”. Besides, developers may also not be familiar with MTs, and thus discuss how to obligate MTs [1–3]. Therefore, it is an issue worthy of investigation. Unfortunately, to the best of our knowledge, there has been no effort to understand MTs in open source licenses or to detect and fix their violations in an automated way.

To fill this gap, we first conduct an empirical study on MTs of open source licenses approved by Open Source Initiative [24]. Of these 107 approved licenses, 47 licenses noticeably declare MTs, and require certain forms of “notice” to describe modifications made to the original work. To gain a deeper understanding of MTs, we analyze each license document to identify similarities and differences in how MTs are implemented. We find that they differ in modification scope (i.e., the types of modified files), notice content (i.e., the description of modifications), and notice location (i.e., the location to put the notice). We summarize eight, six and four categories of modification scope, notice content and notice location, respectively, which are used to model MTs of the 47 studied licenses.

^{*}Bihuan Chen is the corresponding author.

Inspired by our study, we then propose an automatic approach, named LiVo, to detect and fix violations of MTs during forking, where a fork repository is first created by copying a base repository and then modified separately. We specifically focus on the reuse and redistribution scenario of forking because i) it is widely used in open source software development, and ii) it is non-trivial to ensure compliance with MTs due to the complex modification history of the fork repository. Given a base and a fork repository, LiVo works in three steps. First, it identifies the obligating commits of the fork repository. These obligating commits modify the original files that are in the modification scope of the MT of the base repository. Second, it extracts change logs from potential notice location in the fork repository. These change logs contain potential notice for those obligating commits. Third, it matches change logs with commit logs based on notice content of the MT to detect and fix MT violations. LiVo can be adopted by authors of the base repositories to detect MT violations, and by authors of the fork repositories to detect and fix MT violations such that potential legal risks can be avoided.

We evaluate the effectiveness and efficiency of LiVo using 178 pairs of base and fork repositories. 91 fork repositories violate MTs of the base repositories, while 87 fork repositories do not modify original files and hence fulfill MTs of the base repositories. LiVo achieves a precision of 0.82 and a recall of 0.80 in detecting and fixing MT violations. We submit 91 pull requests to report and fix MT violations. 18 of them have received positive responses from developers, and 8 have been merged. LiVo takes 229.8 seconds to detect and fix MT violations in each pair of base and fork repository.

In summary, our work makes the following contributions.

- We conducted the first empirical study on 47 open source licenses to characterize MTs.
- We proposed LiVo to detect and fix violations of MTs in open source licenses during forking.
- We conducted evaluation to demonstrate the effectiveness and efficiency of LiVo. 18 pull requests of fixing MT violations have received positive responses, and 8 have been merged.

2 UNDERSTANDING MODIFICATION TERMS

We design an empirical study to understand modification terms (MTs) in open source licenses by answering four research questions.

- **RQ1 Modification Scope Analysis:** How do MTs define the scope of modification to the original work?
- **RQ2 Notice Content Analysis:** What are the required contents to put into the notice for obligating MTs?
- **RQ3 Notice Location Analysis:** How do MTs define the location where the required notice should be put?
- **RQ4 Obligation Analysis:** What is the obligation of MTs in open source licenses?

To answer these research questions, we collect open source licenses that declare MTs, and label each MT with respect to modification scope, notice content and notice location. Then, we model obligations of MTs with the above three dimensions.

2.1 Collecting and Labeling MTs

To understand MTs in open source licenses, we first collect a total of 107 approved licenses which are listed on Open Source Initiative (OSI) [24]. OSI is a non-profit corporation actively involving in and

Table 1: Composing Elements of Modification Scope, Notice Content, and Notice Location

| (a) RQ1: Modification Scope | | (b) RQ2: Notice Content | |
|-----------------------------|-------------------------------------|--------------------------|-----------------------|
| ID | Composing Element | ID | Composing Element |
| S_{c_1} | Source Code | C_{c_1} | Date |
| S_{c_2} | Documentation | C_{c_2} | Author |
| S_{c_3} | Configuration Files | C_{c_3} | Brief Statement |
| S_{c_4} | Interface Definition Files | C_{c_4} | Informative Statement |
| S_{c_5} | Scripts | (c) RQ3: Notice Location | |
| S_{c_6} | Source Code Differential Comparison | ID | Composing Element |
| S_{c_7} | Design Materials | L_{c_1} | A Document |
| S_{c_8} | Others | L_{c_2} | Each Modified File |

advocating open source. These licenses include open source licenses such as Apache-2.0, BSD and MIT. Then, two of the authors read each license document to find MTs and obligations in the MTs. They reach a Cohen's Kappa coefficient of 0.887, and conflicts are resolved by involving a third author.

10 of the 107 open source licenses do not mention modifications. 40 open source licenses mention modifications, but do not require any obligation on modifications. For example, the MIT license does not require further obligation on modifications. It dictates that "Permission is hereby granted, free of charge, ... to deal in the Software without restriction, including without limitation the rights to use, copy, **modify**, merge, publish, ...". 47 open source licenses declare MTs, and require certain forms of "notice" to describe modifications made to the original work as the obligation. 10 open source licenses mention modifications, and require other forms of obligation (e.g., putting trademarks).

To characterize MTs in these 47 licenses, two of the authors discuss obligations of MTs and extensively refer to online third-party resources after reading each MT, until reaching an agreement on modeling the obligation of a MT from three dimension, i.e., modification scope, notice content and notice location. To label each MT with respect to these three dimensions, two of the authors follow an open coding procedure [41] to inductively create composing elements and categories for the three dimensions by analyzing each MT. We use Cohen's Kappa coefficient to measure agreement, and it reached 0.760, 0.731 and 0.813, respectively.

2.2 Modeling Obligations of MTs

We model obligations of MTs with modification scope, notice content, and notice location. Specifically, modification scope describes the types of original files that are modified (e.g., source code and documentation). Notice content represents the description of modifications required by the obligation of a MT. It is in the form of natural language statements with some meta-data (e.g., author). Notice location represents the location to put the notice content required by the obligation (e.g., a document). If users of an open source software modify the original files that are in the modification scope of a MT, they must put required notice content to a required notice location to fulfill the obligation. Otherwise, the MT is violated. Open source licenses differ significantly in the obligation of MTs. We summarize and introduce composing elements and categories of each dimension (i.e., **RQ1**, **RQ2** and **RQ3**), and then present the obligation modeling based on these three dimensions (i.e., **RQ4**).

Modification Scope (RQ1). We summarize eight composing elements of modification scope (denoted as S_{c_i} , $1 \leq i \leq 8$), i.e.,

Table 2: RQ1: Groups of Modification Scope

| Group | MT Excerpted from License Document | Composing Elements |
|----------|---|--|
| S_{g1} | AFL-3.0: The term "Source Code" means the preferred form of the Original Work for making modifications to it and all available documentation describing how to modify the Original Work . | S_{c1}, S_{c2} |
| S_{g2} | OHL-2.0: "Source" means information such as design materials or digital code which can be applied to Make or test a Product or to prepare a Product for use, Conveyance or sale, regardless of its medium or how it is expressed. It may include Notices. | S_{c1}, S_{c7} |
| S_{g3} | Apache-2.0: "Source" form shall mean the preferred form for making modifications, including but not limited to software source code, documentation source, and configuration files . | S_{c1}, S_{c2}, S_{c3} |
| S_{g4} | APSL-2.0: "Source Code" means the human readable form of a program or other work that is suitable for making modifications to it, including all modules it contains, plus any associated interface definition files, scripts used to control compilation and installation of an executable (object code). | S_{c1}, S_{c4}, S_{c5} |
| S_{g5} | MPL-1.1: "Source Code" means the preferred form of the Covered Code for making modifications to it, including all modules it contains, plus any associated interface definition files, scripts used to control compilation and installation of an Executable, or source code differential comparisons against either the Original Code or another well known, available Covered Code of the Contributor's choice. | $S_{c1}, S_{c4}, S_{c5}, S_{c6}$ |
| S_{g6} | RPL-1.5: "Source Code" means the preferred form for making modifications to the Licensed Software and/or Your Extensions, including all modules contained therein, plus any associated text, interface definition files, scripts used to control compilation and installation of an executable program ... | $S_{c1}, S_{c2}, S_{c4}, S_{c5}$ |
| S_{g7} | SPL-1.0: "Source Code" means the preferred form of the Covered Code for making modifications to it, including all modules it contains, plus any associated documentation, interface definition files, scripts used to control compilation and installation of an Executable, or source code differential comparisons against either the Original Code or another well known, available Covered Code of the Contributor's choice. | $S_{c1}, S_{c2}, S_{c4}, S_{c5}, S_{c6}$ |
| S_{g8} | GPL-3.0: To "modify" a work means to copy from or adapt all or part of the work in a fashion requiring copyright permission, other than the making of an exact copy. The resulting work is called a "modified version" of the earlier work or a work "based on" the earlier work. | $S_{c1} - S_{c8}$ |

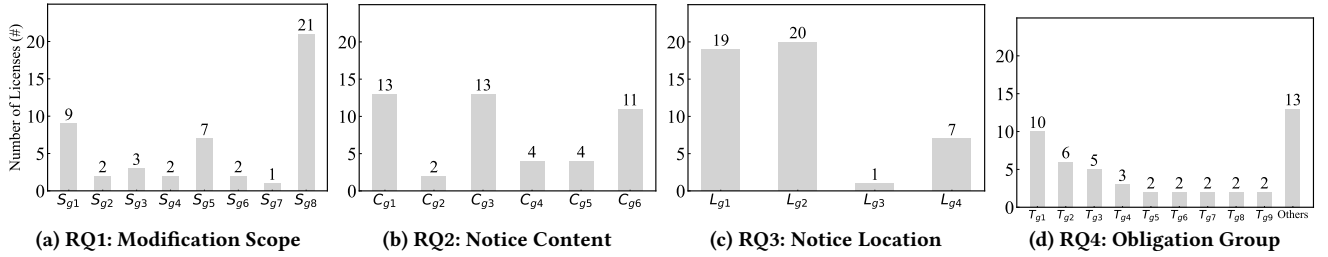


Figure 1: License Distribution across Groups of Modification Scope, Notice Content, Notice Location and Obligation Group

Source Code, Documentation, Configuration Files, Interface Definition Files, Scripts, Source Code Differential Comparison, Design Materials, and Others, as shown in Table 1a. The file types of S_{c1} to S_{c7} are easy to understand. We add *Others* (S_{c8}) to denote the rest of file types not listed in S_{c1} to S_{c7} because some licenses require obligation on modifications to all files.

Based on these composing elements, we categorize licenses into eight groups (denoted as S_{gi} , $1 \leq i \leq 8$) with respect to the modification scope of their MTs, as presented in Table 2. The second column illustrates an example of MT partially excerpted from a license that belongs to each group. The third column reports the specific composing elements of the modification scope for each group. Notice that we use $S_{c1} - S_{c8}$ to denote all files from the original work. *Source Code* (S_{c1}) is included in the modification scope of all MTs.

Example 2.1. The MT of Apache-2.0 dictates that "‘Source’ form shall mean the preferred form for making modifications, including but not limited to software source code, documentation source, and configuration files". Thus, it belongs to S_{g3} , whose modification scope includes S_{c1} , S_{c2} and S_{c3} . The MT of GPL-3.0 declares that "To ‘modify’ a work means to copy from or adapt all or part of the work". Thus, we put it into S_{g8} whose modification scope includes all files, i.e., S_{c1} to S_{c8} .

We analyze the distribution of 47 open source licenses across the eight groups of modification scope. The result is reported in Fig. 1a. 21 (44.7%) licenses belong to S_{g8} , accounting for the largest portion of licenses. This indicates that nearly half of the licenses require obligation on modification to any file. 9 (19.1%) and 7 (14.9%) licenses respectively belong to S_{g1} and S_{g5} . Each of the rest five groups contains no more than three licenses.

Notice Content (RQ2). We summarize four composing elements of notice content (which are denoted as C_{ci} , $1 \leq i \leq 4$), i.e.,

Date, *Author*, *Brief Statement* and *Informative Statement*, as listed in Table 1b. *Date* and *Author* describe when and who modifies the original files. We distinguish modification description into *Brief Statement* and *Informative Statement*. The former only requires to state that you change the files, while the latter also requires to state that how you change the files, the detail of the change, etc.

Based on these composing elements, we categorize licenses into six groups (denoted as C_{gi} , $1 \leq i \leq 6$) with respect to the notice content of their MTs, as shown in Table 3. Similar to Table 2, the second column shows an example of MT, and the third column lists the specific composing elements.

Example 2.2. The MT of LGPL-2.1 declares that "You must cause the files modified to carry prominent notices stating that you changed the files and the date of any change". It belongs to C_{g1} as it requires to include *Date* and *Brief Statement* into notice content. The MT of NASA-1.3 states that "Document any Modifications You make to the Licensed Software including the nature of the change, the authors of the change, and the date of the change". It belongs to C_{g6} as it requires to include *Date*, *Author* and *Informative Statement*.

We analyze the distribution of 47 open source licenses across the six groups of notice content. The result is shown in Fig. 1b. 13 (27.7%) licenses belong to C_{g1} and C_{g3} , respectively, and 11 (23.4%) licenses belong to C_{g6} , which account for the largest portions of licenses. C_{g3} only requires to add a brief statement, which is the simplest practice to obligate MTs among the six groups. Differently, C_{g6} is the strictest practice to obligate MTs as it requires date, author and informative statement. Each of the rest three groups contains no more than four licenses.

Notice Location (RQ3). We summarize two composing elements of notice location (denoted as L_{ci} , $1 \leq i \leq 2$), i.e., *A Document*

Table 3: RQ2: Groups of Notice Content

| Group | MT Excerpted from License Document | Composing Elements |
|-----------|---|-----------------------------|
| C_{g_1} | LGPL-2.1: You must cause the files modified to carry prominent notices stating that you changed the files and the date of any change. | C_{c_1}, C_{c_3} |
| C_{g_2} | CDDL-1.0: You must include a notice in each of Your Modifications that identifies You as the Contributor of the Modification. | C_{c_2}, C_{c_3} |
| C_{g_3} | Apache-2.0: You must cause any modified files to carry prominent notices stating that You changed the files. | C_{c_3} |
| C_{g_4} | LPPL-1.3c: Every component of the Derived Work contains prominent notices detailing the nature of the changes to that component , or a prominent reference to another file that is distributed as part of the Derived Work and that contains a complete and accurate log of the changes. | C_{c_4} |
| C_{g_5} | OGTSL: You may otherwise modify your copy of this Package in any way, provided that you insert a prominent notice in each changed file stating how and when you changed that file... | C_{c_1}, C_{c_4} |
| C_{g_6} | NASA-1.3: Document any Modifications You make to the Licensed Software including the nature of the change, the authors of the change, and the date of the change. | $C_{c_1}, C_{c_2}, C_{c_4}$ |

Table 4: RQ3: Groups of Notice Location

| Group | MT Excerpted from License Document | Composing Elements |
|-----------|---|------------------------|
| L_{g_1} | AFL-3.0: You must cause all Covered Code to which You contribute to contain a file documenting the changes You made to create that Covered Code and the date of any change. | L_{c_1} |
| L_{g_2} | Apache-2.0: You must cause any modified files to carry prominent notices stating that You changed the files. | L_{c_2} |
| L_{g_3} | RPL-1.1: Document any Modifications You make to the Licensed Software including the nature of the change, the authors of the change, and the date of the change. This documentation must appear both in the Source Code and in a text file titled "CHANGES" distributed with the Licensed Software and Your Extensions. | L_{c_1}, L_{c_2} |
| L_{g_4} | GPL-3.0: The work must carry prominent notices stating that you modified it, and giving a relevant date. | $L_{c_1} \mid L_{c_2}$ |

and *Each Modified File*, as listed in Table 1c. L_{c_1} denotes that notice content is added to a separate file. L_{c_2} denotes that notice content is separately added to each modified file.

Based on these composing elements, we categorize licenses into four groups (denoted as L_{g_i} , $1 \leq i \leq 4$) with respect to the notice location of their MTs, as shown in Table 4. Notice that we use $L_{c_1} \mid L_{c_2}$ to denote that notice content can be added to either a document or each modified file if not clearly stated.

Example 2.3. The MT of AFL-3.0 states that “*You must cause all Covered Code to which You contribute to contain a file documenting the changes You made to create that Covered Code and the date of any change*”. It belongs to L_{g_1} as it requires a file to document the changes. The MT of RPL-1.1 states that “*Document any Modifications You make This documentation must appear both in the Source Code and in a text file titled ‘CHANGES’ ...*”. It belongs to L_{g_3} as it requires to add notice content to both a file and each modified file. The MT of GPL-3.0 states that “*The work must carry prominent notices stating that you modified it, and giving a relevant date*”. It belongs to L_{g_4} as it has no specific requirement for notice location.

We analyze the distribution of 47 open source licenses across the four groups of notice location. The result is shown in Fig. 1c. L_{g_2} and L_{g_1} occupy the largest portion of licenses, accounting for 42.6% (20) and 40.4% (19) of licenses, respectively. This indicates that it is the most common requirement to put notice either in a separate file or in each modified file. 7 (14.9%) licenses (belonging to L_{g_4}) have no specific requirement for notice location, and only 1 (2.1%) license (belonging to L_{g_3}) requires to put notice in both a separate file and each modified file.

Obligation Modeling (RQ4). For each of the 47 open source licenses, we model its MT t as a 2-tuple $\langle lic, O \rangle$, where lic denotes the license name, and O denotes the obligation of t . We model O as a 3-tuple $\langle S_{g_i}, C_{g_j}, L_{g_k} \rangle$, where S_{g_i} , C_{g_j} and L_{g_k} are the modification scope, notice content and notice location.

Based on the obligation, we categorize the 47 licenses into 22 groups (denoted as T_{g_n} , $1 \leq n \leq 22$), where each group has the same obligation (i.e., S_{g_i} , C_{g_j} and L_{g_k}). Fig. 1d shows the distribution of 47 open source licenses across these groups. The nine groups containing the most licenses are separately reported, while the 13 groups containing only one license are put into *Others*. T_{g_1} requires

S_{g_8} , C_{g_1} and L_{g_2} , accounting for 9 (19.1%) licenses. T_{g_2} requires S_{g_5} , C_{g_6} and L_{g_1} , containing 6 (12.8%) licenses. Overall, nearly 72.3% of the licenses declare the same obligation with at least one license.

3 APPROACH

Inspired by our empirical study in Sec. 2, we propose LiVo to automatically detect and fix violations of MTs during forking. We first introduce its overview, and then elaborate each step.

3.1 Approach Overview

Fig. 2 presents the approach overview of LiVo. It takes as inputs a base and a fork repository as well as the model of MTs for the 47 open source licenses (Sec. 2). LiVo works in three steps to detect and fix violations of MTs (i.e., the required notice is missing for the modified files that are in the modification scope) during forking. First, it detects obligating modifications of the fork repository (Sec. 3.2). Here we use commits as the granularity to recognize modifications. In that sense, we detect obligating commits that modify the original files that are in the modification scope of the MT of the base repository. Second, it extracts change logs from potential notice location in the fork repository (Sec. 3.3). These change logs contain potential notice for the obligating commits. Finally, it matches change logs with commit logs based on notice content of the MT to detect and fix MT violations for the fork repository (Sec. 3.4).

3.2 Obligating Modification Detection

This step recognizes the fork repository’s modifications on the base repository that are under the obligation of the MT. Here, we choose commits as the granularity to detect such obligating modifications because commit logs provide sufficient semantic information about modifications which can ease the detection and fixing of MT violations. Therefore, this step aims to identify obligating commits in the fork repository. Each obligating commit modifies at least one obligating file (which is under the protection of the MT) in the base repository. To achieve this goal, this step is divided into two stages. The first is to detect obligating files protected by the MT. The second is to detect obligating commits which modify the obligating files.

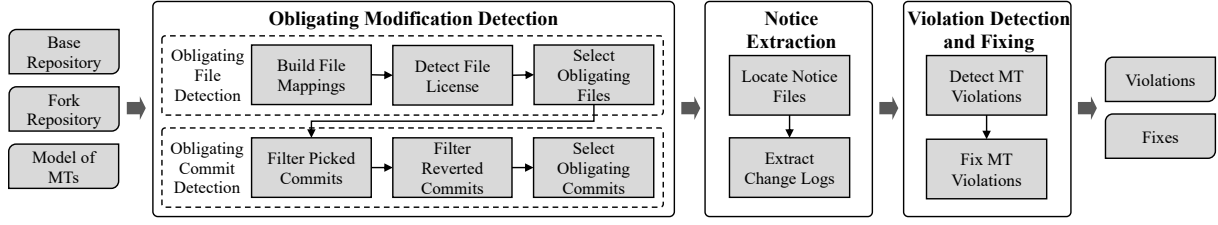


Figure 2: Approach Overview of LiVo

3.2.1 Obligating File Detection. After forking occurs, the base repository B_1 is evolved into the latest base repository B_2 . Meanwhile, the fork repository is evolved from B_1 into F . The modifications between B_1 and F may change files in the base repository which are protected by MTs. This stage builds file mappings between the base and fork repository to denote file reuse relations, detects the license of the file in the base repository, and finally selects obligating files protected by the license.

Build File Mappings. First, we build file mappings between the base and fork repository. Each file mapping is denoted as $\langle f, f' \rangle$, where $f \in B_1 \cup B_2$, $f' \in F$, and f' reuses f . Specifically, we build file mappings based on three reuse scenarios. First, for each file $f' \in F$, if there exists $f \in B_1 \cup B_2$ that has the same path name and file name with f' and is created by the base repository, we build a mapping $\langle f, f' \rangle$. It indicates that the fork repository reuses f and does not move or rename f . Here we also consider files in B_2 because the fork repository may pick or merge commits from the base repository. Second, for each of the remaining files $f' \in F$, we backtrack the commit history, use the rename detector provided by JGit [10] to locate the file f in the base repository that is renamed into f' , and build a mapping $\langle f, f' \rangle$. It indicates that the fork repository reuses f and moves or renames f . Third, for the rest files in F , we use SAGA [33] to detect file-level clones against B_1 and B_2 . If $f' \in F$ has a clone relation with $f \in B_1 \cup B_2$ and f is created by the base repository, we build a mapping $\langle f, f' \rangle$. It indicates that the fork repository reuses the code in f by copy-and-paste.

Detect File License. Then, for each file mapping $\langle f, f' \rangle$, we apply NINKA [17] to detect the file license of f , which extracts text from file header and identifies the license by matching extracted text against predefined license templates. If NINKA reports an unknown result (i.e., no license is matched), we apply NINKA to identify project license, and use it as the file license. We use lic_f to denote the detected file license of f .

Select Obligating Files. Last, for each file mapping $\langle f, f' \rangle$, if the detected file license lic_f belongs to the 47 open source licenses, we determine whether f is protected by the MT t of lic_f ($t.lic = lic_f$), i.e., whether f is in the modification scope of $t.lic$. To this end, we distinguish S_{c_1} to S_{c_7} with file extensions. Specifically, we first search FileInfo.com (which is a database of over 10,000 file extensions with detailed information about the associated file types) with names of S_{c_1} to S_{c_7} as queries. Then, we manually check and correct the query results. Finally, we map 2,085 file extensions to S_{c_1} to S_{c_7} , and provide the detailed mappings at our website [42]. Given such mappings, if the file extension of f belongs to the corresponding file extensions of the modification scope (i.e., $t.O.S_{g_i}$), we select f as the obligating file that is protected by t . We denote all obligating files as F_{ob} , and denote each obligating file as a tuple

$\langle f, f', t \rangle$, meaning that the obligating file f is under the protection of t and the modifications in f' made on f should fulfill t .

3.2.2 Obligating Commit Detection. We denote the commit history of the base repository between B_1 and B_2 as H_B , denote the commit history of the fork repository between B_1 and F as H_F , and denote each commit as a tuple $\langle id, a, d, msg \rangle$, where id denotes the commit SHA id, a denotes the author, d denotes the date of the commit, and msg denotes the commit log. This stage first filters picked and reverted commits (which are free from the obligation) from H_F , and then selects obligating commits (which modify the obligating files in F_{ob}) from H_F .

Filter Picked Commits. The fork repository might pick or merge commits from the base repository. Such commits are submitted by the base repository, and hence are free from the obligation. Therefore, we need to filter such commits from H_F . In particular, for each commit $h \in H_F$, if there exists $h' \in H_B$ that has the same SHA id with h (i.e., $h.id = h'.id$), we remove h from H_F (i.e., $H_F = H_F - \{h\}$).

Filter Reverted Commits. The `git revert` command can be used to revert the changes introduced by a commit h and append a new commit h' with the resulting reverse content. As h and h' do not produce any changes in the latest fork repository, we need to filter these reverted commits from H_F . Specifically, the commit log of h' is automatically generated by the revert command with a pattern of “Revert $h.msg$ ”. We use this commit log pattern to identify the reverted commits h and h' , and remove them from H_F (i.e., $H_F = H_F - \{h, h'\}$).

Select Obligating Commits. After filtering picked and reverted commits, we start with the latest commit $h \in H_F$ and determine whether h is an obligating commit by the following procedure. We get the changed files in h , and iterate each changed file. If a changed file f_c is added, deleted or modified and there exists an obligating file $f_{ob} \in F_{ob}$ such that $f_c = f_{ob}.f'$ (i.e., h modifies the obligating file), we regard h as an obligating commit, and add the required MT $f_{ob}.t$ to T_h . If a changed file is renamed from f_c to f'_c and there exists an obligating file $f_{ob} \in F_{ob}$ such that $f'_c = f_{ob}.f'$ (i.e., h renames the obligating file), we regard h as an obligating commit, add the required MT $f_{ob}.t$ to T_h , and add $\langle f_{ob}.f, f_c, f_{ob}.t \rangle$ to F_{ob} to continue the tracking of earlier changes on f_c . Then, we continue the above procedure on h 's previous commit in H_F . Finally, we denote the set of identified obligating commits as H_{ob} , while the other commits between B_1 and F are considered as obligation-free (OF).

For each obligating commit h , T_h stores all the required MTs because h might modify multiple obligating files protected by different MTs. Therefore, we conduct a union operation on the notice content and notice location required by the MTs in T_h , as formulated by Eq. 1, where C_h and L_h respectively denote the required

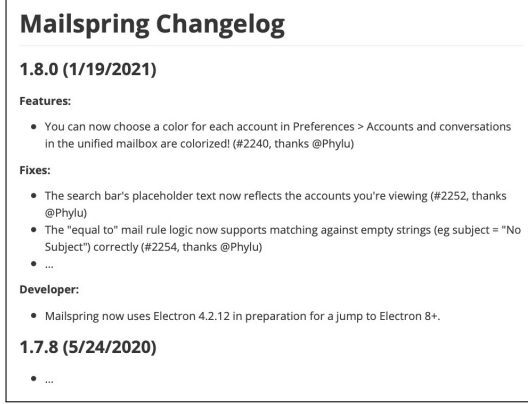


Figure 3: An Illustrative Example of Notice Files

notice content and notice location for h .

$$C_h = \cup_t^{T_h} (t.O.C_{g_j}), L_h = \cup_t^{T_h} (t.O.L_{g_k}) \quad (1)$$

For example, given an obligating commit that changes two obligating files f_1 and f_2 , f_1 conforms to t_1 , and f_2 conforms to t_2 . t_1 requires C_{c_3} as the notice content, and t_2 requires C_{c_1} and C_{c_4} as the notice content. Thus, the required notice content for this obligating commit is C_{c_1} , C_{c_2} and C_{c_4} .

3.3 Notice Extraction

This step locates notice files in F , and extracts change logs which could be notice for obligating commits.

Locate Notice Files. We locate notice files in F based on our understanding of notice location (see Sec. 2.2) which can be either a separate document (i.e., L_{c_1}) or each modified file (i.e., L_{c_2}). On the one hand, regarding L_{c_1} , we search files in F with certain file name patterns, e.g., `release.txt` and `ChangeLog.txt`. We provide the full list of file name patterns at our website [42]. On the other hand, we do not analyze files regarding L_{c_2} since developers often do not put notice in each modified file, which is evidenced when we prepare our ground truth (see Sec. 4.1). Thus, we relax the obligation of adding notice to each modified file to allow for notice in a separate document.

Extract Change Logs. After we locate notice files, we parse and extract change logs. Generally, change logs are written in semi-structured texts whose extraction can be automated based on templates. To derive the templates, we manually inspect 519 fork repositories from the 1,747 fork repositories that have over 300 stars and have development activities (e.g., commits) after October, 2018, achieving a confidence level of 99% and a margin of error of 4.76%. We successfully locate notice files in 100 fork repositories. Specifically, most of them (i.e., 91 fork repositories) have change logs organized in blocks. Each block consists of a subtitle and a list of change logs. The subtitle contains date literals in 55 fork repositories, and has only version literals in the rest 36 fork repositories. Fig. 3 shows a clip of notice file in Mailspring-Libre¹, where the subtitle contains both date and version literals. Besides, the rest 9 fork repositories have short change logs which are not separated by subtitles.

¹<https://github.com/notpushkin/Mailspring-Libre/blob/master/CHANGELOG.md>

| | |
|-------|---|
| Date | := {Year}{SEP}{Month}{SEP}{Day} {Month}{SEP}{Day}{SEP}{Year} {Day}{SEP}{Month}{SEP}{Year} |
| SEP | := (SPACE, -, ., /) |
| Year | := \d{4} |
| Month | := \d{1,2} (jan., ..., dec.) (january, ..., december) |
| Day | := \d{1,2} (st nd rd th)? |

Figure 4: The Pattern of Date

For notice files where change logs are separated by subtitles, we iterate each line for date expressions, which are matched by the pattern in Fig. 4. Each date expression is the starting point of a block of change logs. Each block is associated with a range of date, i.e., from the starting date d_s to the ending date d_e , indicating that the modifications described by the change logs in the block occur between d_s and d_e . Here, d_e is extracted from the current block, while d_s is extracted from the next block. For example, d_s and d_e of the first block in Fig. 3 are respectively 2020-05-24 and 2021-01-19. Then, we consider each non-blank line msg in the block as a change log. For each non-blank line, we search for author $a \in A$ (A is obtained by collecting author information from each commit in H^F before filtering). For example, Phylu is the author for three change logs in Fig. 3. For other notice files (i.e., with subtitles that do not contain data expressions, and with no subtitles), we consider each non-blank line as a change log in the same way as the above procedure.

We denote a change log n as a tuple $\langle msg, d_s, d_e, a \rangle$, and denote the whole set of change logs as N . d_s , d_e and a might be blank when there is no date expression and author declaration in change logs. Note that the extracted change logs might be noisy. For example, the non-blank line “Features:” in Fig. 3 is also considered as a change log. Besides, some change logs describe the changes of fork repositories’ own files. However, such noises will not affect the accuracy of LiVo because such noisy change logs will not be matched to any obligating commits.

3.4 Violation Detection and Fixing

Given obligating commits H_{ob} and change logs N , this step detects MT violations and proposes fixes for MT violations.

Detect MT Violations. For each obligating commit $h \in H_{ob}$, we try to find a change log $n \in N$ such that n fulfills the obligation required by the modification in h . If such a change log is not found, we detect a MT violation for h .

Specifically, if the notice content C_{c_3} or C_{c_4} is required, i.e., $C_{c_3} \in C_h$ or $C_{c_4} \in C_h$ (in fact every MT of the 47 open source licenses requires C_{c_3} or C_{c_4}), we measure the similarity between the commit log $h.msg$ and the change log $n.msg$. If the similarity exceeds a threshold th , the obligating commit h is regarded to fulfill C_{c_3} or C_{c_4} through the change log n . If such a change log is not found, we detect a MT violation for h due to missing notice (VN). Here, we do not distinguish between C_{c_3} (*brief statement*) and C_{c_4} (*informative statement*) as the boundary between brief and informative natural language texts lacks a clear definition. We use TF-IDF [26, 35] to measure the similarity between $h.msg$ and $n.msg$. $h.msg$ and $n.msg$ are represented by a term frequency vector, and the document collection is the list of change logs in N . We implement the TF-IDF by using *TfidfTransformer* from *scikit-learn* [40].

Then, if such a change log n is found and the notice content C_{c_1} is required (i.e., $C_{c_1} \in C_h$), we compare the date of h with the date range of n . If $h.d$ is within the date range of $n.d_s$ and $n.d_e$,

the obligating commit h is considered to fulfill C_{c_1} . Otherwise, we detect a MT violation due to missing date (VD).

Finally, if such a change log n is found and the notice content C_{c_2} is required (i.e., $C_{c_2} \in C_h$), we compare the author of h with the author of n . If $h.a$ is the same as $n.a$, the obligating commit h is considered to fulfill C_{c_2} . Otherwise, we detect a MT violation due to missing author (VA). If h fulfills all the obligation in C_h , it is considered as fully obligated (OB).

Our detection result for each obligating commit $h \in H_{ob}$ is denoted as a tuple $\langle h, n, type \rangle$, where h denotes the obligating commit, n denotes the matched change log, and $type$ denotes the fulfillment type which can be either violated due to missing notice (VN), violated due to missing date (VD), violated due to missing author (VA), and fully obligated (OB).

Fix MT Violations. For an obligating commit h whose fulfillment type is VN, we create a new change log n such that $n.msg = h.msg$, $n.ds = h.d$, $n.de = h.d$ and $n.a = h.a$. For an obligating commit h whose fulfillment type is VD (resp. VA), we update the matched change log n such that $n.ds = h.d$ and $n.de = h.d$ (resp. $n.a = h.a$). Finally, we write the newly-added or updated change log to the notice file. If the notice file does not exist, we also create a new notice file.

4 EVALUATION

We have implemented LiVo with 4.2K lines of Java code and 0.4K lines of Python code, and released the source code at our website [42] with all of our experimental data.

4.1 Evaluation Setup

To characterize real-world practices of MTs and evaluate the effectiveness and efficiency of LiVo, we design three research questions.

- **RQ5 MT Prevalence Evaluation:** How is the prevalence of MTs in real-world fork repositories? (see Sec. 4.2)
- **RQ6 MT Violation Evaluation:** How is the violation of MTs in real-world fork repositories? (see Sec. 4.3)
- **RQ7 Effectiveness and Efficiency Evaluation:** How is the effectiveness and efficiency of LiVo? (see Sec. 4.4)

Repository Collection. We use Github GraphQL Explorer to query and collect pairs of base and fork repositories. Specifically, we query for fork repositories that have over 300 stars and have development activities (e.g., commits) after October, 2018. Our query returns 1,743 fork repositories with their corresponding base repositories. Then, we identify 814 fork repositories whose licenses are within the list of the 107 licenses in our study in Sec. 2. Of the rest 929 repositories, 884 repositories do not declare any license, and 45 repositories declare *unlicense* [49] or other licenses which are out of the scope of our 107 licenses. Further, we filter 117 fork repositories from the 814 fork repositories because 84 of them indicate through ReadMes or merged commits that they have collaboration relations with the base repositories, 12 of them are no longer maintained, and 21 of them do not disclose the organization information so that the relation of developers between the base and fork developers is unknown. This results in 697 fork repositories. Finally, we obtain 178 fork repositories whose licenses are within the scope of our 47 open source licenses while the rest are not.

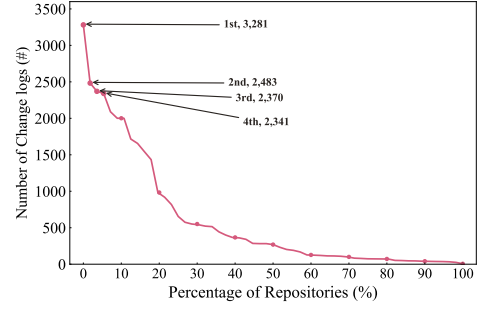


Figure 5: Number of Change Logs in Fork Repositories

We further manually locate and analyze notice files in these 178 fork repositories. We find that 57 (32.0%) of these 178 fork repositories contain notice files, which is relatively small. These 57 fork repositories have an overlap of 18 with the sampled 519 fork repositories in Sec. 3.3. All of these 57 fork repositories have change logs organized in blocks. Among them, 47 fork repositories have subtitles inclusive of date expressions, and 10 fork repositories have subtitles absent of date expressions.

We also manually extract change logs in these 57 fork repositories, rank the fork repositories in the descending order of the number of change logs, and plot them in Fig. 5. 70% of the 57 fork repositories have less than 551 change logs. The maximum number of change logs in a single fork repository is 3,281, but this number decreases drastically in the following fork repositories, with 2,483 change logs in the second, 2,370 change logs in the third, and 2,341 change logs in the fourth fork repository. These four fork repositories contribute 30.4% of all the 34,487 change logs in these 57 fork repositories.

RQ Setup. To explore RQ5, we analyze the distribution of modification scope, notice content, notice location and obligation group across the 178 base repositories according to the licenses detected by NINKA. To study RQ6, we run LiVo against each pair of base and fork repositories, and obtain the detection result of MT violations. Specifically, we measure the number of repositories and commits that violate MTs. To investigate RQ7, we evaluate the accuracy, usefulness and performance of LiVo. For accuracy, we manually construct the ground truth, and measure the detection accuracy of LiVo on different fulfillment types. Since it is a multi-class classification problem, we use macro-precision and macro-recall [20] as the accuracy metrics. Further, we measure the accuracy sensitivity of LiVo to the configurable similarity threshold th . For usefulness, we submit pull requests with detailed reference on violations and fixes to the corresponding fork repositories. For performance, we measure the time overhead of LiVo on each repository pair.

Ground Truth Construction. We randomly sample and manually check commits from a total of 176,273 commits in the 178 fork repositories until we successfully identify 100 commits for each fulfillment type (i.e., OB, VN and VD) as well as 100 commits that are obligation-free (i.e., OF). We fail to identify any commit for VA because no repository requires C_{c_2} (i.e., author) in their licenses. Finally, we sample a total of 39,022 commits, and construct a ground truth for 400 commits, achieving a confidence level of 95% and a margin error of 4.9%. Specifically, two of the authors independently determine the fulfillment type for each sampled commit. We use Cohen's Kappa coefficient to measure agreement, and it reaches 0.891.

A third author is involved to resolve disagreements. Notice that the ground truth is manually constructed in two person-months.

4.2 Real-World MT Prevalence (RQ5)

As revealed by our repository collection in Sec. 4.1, 178 of the 814 highly-starred forked repositories require MTs in their licenses, which stands for a non-negligible proportion. In that sense, it is useful to detect and fix MT violations during forking. Surprisingly, these 178 base repositories only adopt five dominating licenses, i.e., Apache-2.0, GPL-3.0, GPL-2.0, AGPL-3.0 and LGPL-2.1. These five licenses are respectively adopted in 68, 59, 32, 14 and 5 base repositories. Regarding MTs in these licenses, we report the number of repositories with respect to the three obligation dimensions (i.e., modification scope, notice content, and notice location) and the obligation groups in Fig. 6.

In particular, Apache-2.0 has the obligation $\langle S_{g_3}, C_{g_3}, L_{g_2} \rangle$, therefore contributing the bar with 68 repositories in Fig. 6a and Fig. 6b. The GPL family (i.e., GPL-3.0, GPL-2.0, AGPL-3.0 and LGPL-2.1) has the obligation of S_{g_8} and C_{g_1} , therefore contributing the bar with 110 repositories in Fig. 6a and Fig. 6b. Meanwhile, the GPL family is divided into two sub-groups, i.e., GPL-2.0 and LGPL-2.1 whose notice location is L_{g_2} , and GPL-3.0 and AGPL-3.0 whose notice location is L_{g_4} , respectively accounting for 37 and 73 repositories. As a result, the MTs fall into three obligation groups, as shown in Fig. 6d. T_{g_5} represents GPL-3.0 and AGPL-3.0, accounting for 73 repositories. T_{g_7} represents Apache-2.0, taking up 68 repositories. T_{g_1} represents GPL-2.0 and LGPL-2.1, accounting for 37 repositories.

Summary. 21.9% of the highly-starred forked repositories require MTs in their licenses, indicating the moderate prevalence of MTs during forking. Due to the concentrated adoption of five licenses, the MT obligation is concentrated in three groups.

4.3 Real-World MT Violations (RQ6)

Obligated/Violated Repositories. We categorize fork repositories into *Obligation-Free*, *Fully Obligated*, *Partially Violated* and *Fully Violated* repositories. The result is reported in Fig. 7a. *Obligation-Free* repositories mean that they have no obligating commit because they do not modify the original files protected by MTs, taking up 87 of the 178 fork repositories. *Fully Obligated* repositories have obligating commits and all of them fulfill the MTs by corresponding change logs. Unfortunately, we find zero fork repository that falls into this category. *Partially Violated* repositories have obligating commits and part of them violate the MTs, taking up 36 of the 178 fork repositories. *Fully Violated* repositories have all of their obligating commits violate the MTs, taking up 55 of the 178 fork repositories. Overall, 91 (51.1%) fork repositories violate the MTs.

Obligated/Violated Commits. LiVo detects 53,982 obligating commits from the 178 fork repositories, which is significantly larger than the total number of 34,487 change logs (as reported in Sec. 4.1). Finally, LiVo detects a total of 51,435 MT violations, i.e., 51,435 commits that violate the MTs. Only a small part (4.7%) of obligating commits fulfill required MTs.

We rank the fork repositories in the descending order of the number of commits that are obligation-free (OF), fully obligated (OB), violated due to missing notice (VN), and violated due to missing date (VD), and plot them in Fig. 7b. LiVo does not detect any

Table 5: Accuracy Results

| Metric | VN | VD | OF | OB | Macro-Average |
|--------|------|------|------|------|---------------|
| Pre. | 0.67 | 0.69 | 1.00 | 0.92 | 0.82 |
| Rec. | 0.76 | 0.78 | 0.93 | 0.72 | 0.80 |

commit that is violated due to missing author (VA) as no repository requires C_{c_2} (i.e., author) in their licenses. We can see that the number of obligation-free commits (OF) significantly exceeds the number of obligating commits (i.e., OB, VN and VD). This is reasonable because fork repositories often extend base repositories by adding new features. Among the obligating commits, there are respectively 45,470 and 5,965 violated commits due to missing notice (VN) and missing date (VD), which are 18 and 2 times larger than the 2,547 obligated commits (OB). For example, the project *INTI-CMNB/KiBot* has the largest number of obligated commits (OB), which is 270. Contrarily, the number of violated commits due to missing notice (VN) and missing date (VD) reaches their peak at 4,481 in the project *SonixQMK/qmk_firmware* and 818 in the project *jobobby04/TachiyomiSY*, respectively.

Obligating Commits w.r.t Modification Scope. Fig. 7c presents the number of obligating commits with respect to modification scope. Specifically, source code (S_{c_1}) is modified in 32.0K commits, accounting for 59.4% of the obligating commits, followed by documentation (S_{c_2}) with 18.1K commits, and scripts (S_{c_5}) with 12.9K commits.

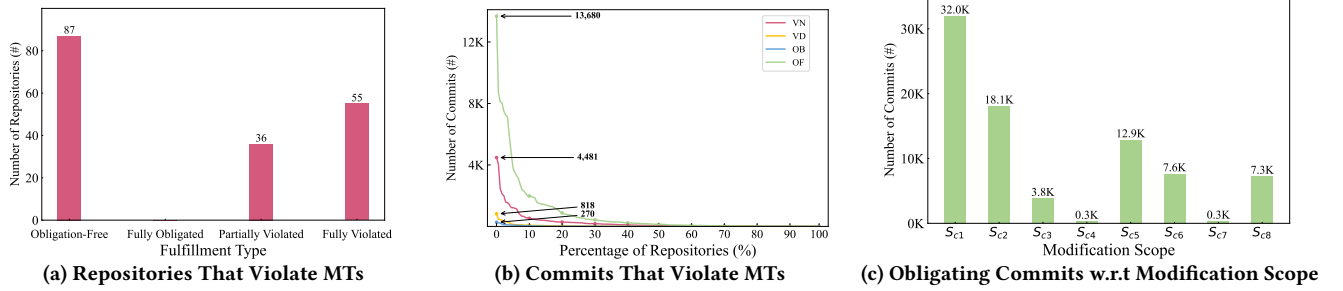
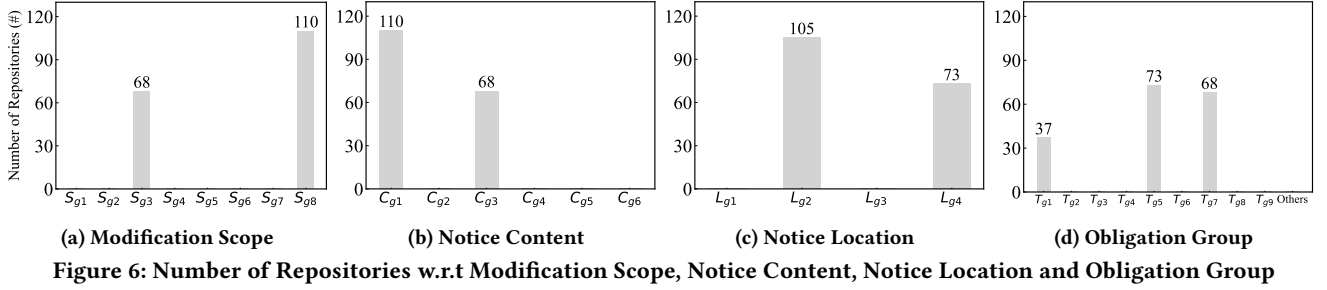
Summary. MT violations are quite severe in real-world fork repositories. 51.1% of the fork repositories violate MTs. 95.3% of the obligating commits violate MTs. 59.4% of the obligating commits contain modification to source code (S_{c_1}), making it the most prevalent element compared to other modification scope elements.

4.4 Effectiveness and Efficiency of LiVo (RQ7)

Accuracy. Using our constructed ground truth, we report the accuracy of LiVo in detecting the four types of commits (i.e., VN, VD, OF and OB) in Table 5. We use the multi-class measure of precision and recall provided in *scikit-learn* [40] to compute the result. Overall, LiVo achieves a macro-precision of 0.82 and a macro-recall of 0.80. Moreover, we analyze the false positives and false negatives to summarize their reasons. The major reason is the semantic unawareness of TF-IDF in matching commit logs and change logs. It can incur both false positives (e.g., falsely detecting semantic-nonequivalent logs as matched, especially when the logs are short) and false negatives (e.g., falsely detecting semantic-equivalent logs as unmatched).

Further, we analyze the sensitivity of the accuracy of LiVo to the similarity threshold th . Specifically, we configure th from 0.1 to 0.9 by a step of 0.1, and report the result in Fig. 8. LiVo achieves the best macro-precision and macro-recall when th is set to 0.3. As th increases from 0.3, macro-precision is relatively stable, whereas macro-recall suffers a decreasing trend. Therefore, LiVo is sensitive to th , and we believe 0.3 is empirically a good value for th . Notice that we report the result in Table 5 when th is set to 0.3.

Usefulness. To evaluate the practical usefulness of LiVo, we submit 91 pull requests, using the violations and fixes generated by LiVo, to the violated repositories which have active development



activities recently in order to obtain quick feedback. So far, we have received responses from 44 fork repositories.

In particular, 18 fork repositories give positive responses in the corresponding pull requests. 8 fork repositories approve our pull requests and merge them into the main branch of their repositories. 2 fork repositories fix the violations themselves using a separate commit, while 1 fork repository is immediately archived to be read-only. 4 fork repositories claim that they are authors from the base repositories and hence there is no need to conform to such obligations. 3 fork repositories respond positively but do not take further actions so far.

Despite the positive responses, we also receive unwillingness from 26 fork repositories. 7 of them directly close the pull requests without further comments, while 4 of them discuss the pull requests but do not reveal their attitude or actions. 15 of them refuse to do further actions. Specifically, 5 of them think that the commit history itself reflects the fulfillment of MTs and thus there is no violation. Interestingly, although 2 of them refuse, they choose to delete or archive their repositories potentially for avoiding legal risks. 4 of them disagree with our violation definition. Particularly, the first one simply replies with a “No” without any further comment. The second one considers the statement of forking the base repository in the README file as fulfilling the MTs. However, the statement fails to describe the required notice content. The third one claims that only the original authors of the base repository can request to obligate the MTs. The last one disagrees with the violated commits. Besides, 4 of them consider our pull requests as spams.

Performance. To evaluate the performance of LiVo, we measure the time cost for each pair of repositories. LiVo takes 72.2 seconds in median and 229.8 seconds on average for each repository pair. For half of the repository pairs, LiVo consumes 32.4 seconds to 190.7 seconds. The minimal time cost is 8.9 seconds, while the maximal time cost is 4481.8 seconds. Notice that our obligating modification detection step accounts for approximately 92.3% of the overall time cost, primarily attributed to intensive Git operations.

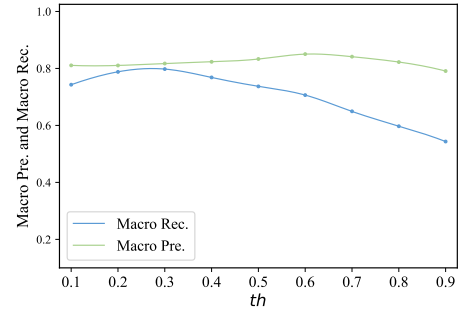


Figure 8: Accuracy of LiVo w.r.t Similarity Threshold th

Summary. LiVo achieves a macro-precision of 0.82 and a macro-recall of 0.80. 18 pull requests of fixing modification term violations have received positive responses, and 8 of them have been merged. These results demonstrate the effectiveness of LiVo. Besides, LiVo takes 229.8 seconds on average to analyze one repository pair, which demonstrates its efficiency.

4.5 Discussion

Threats. The main threats to our evaluation is the ground truth construction. First, the scale of the ground truth is not large due to the expensive manual efforts. However, the scale ensures an acceptable confidence level. Second, the quality of the ground truth might affect our effectiveness evaluation. We mitigate it by following open coding procedure to build the ground truth.

Limitations. The limitations of our work are four-folds. First, our model of MT obligations is not exhaustive to all licenses. We plan to include more licenses into our model. Second, LiVo currently takes base and fork repositories with their commit history as inputs. The violation may be more prevalent and more severe when commit history is not publicly available. We plan to extend LiVo to use software composition analysis (SCA) to detect obligating files, and code change summarization to generate logs. Third, as revealed by our accuracy evaluation, the main inaccuracy is caused by

semantic unawareness between *h.msg* and *n.msg* due to the limitations of TF-IDF. We plan to leverage semantic-aware techniques like deep learning and use large-scale training data to further improve the accuracy of LiVo. Finally, we currently employ some relaxation to not distinguish between C_{c_3} and C_{c_4} and between L_{c_1} and L_{c_2} . We plan to resort to license regulators for formal interpretations.

5 RELATED WORK

License Identification. To facilitate the analysis of licenses, the first step is to automatically identify licenses from text or code files. Tuunanen et al. [43] develop ASLA to identify licenses based on regular expressions. ASLA shows a competitive performance to two open source license analyzers, i.e., OSLC [6] and FOSSology [12, 18]. However, they do not report unknown licenses whose regular expressions are not prepared. To address this problem, German et al. [17] design NINKA to first break license statement into sentences and then match sentence-tokens with sentence-tokens already manually identified for each license (i.e., a license rule) to identify licenses. NINKA will report an unknown license if no license is matched. To help generate license rules for licenses reported as unknown by NINKA, Higashi et al. [22] leverage a hierarchical clustering to group unknown licenses into clusters of files with a single license. Besides, Vendome et al. [48] propose a machine learning-based approach to identify exceptions appended to licenses. Kapitsaki and Paschalides [30] design FOSS-LTE to identify license terms from license texts. Our work uses NINKA to identify declared licenses in each file.

License Understanding. Several studies have been conducted to understand license usage and evolution in open source software systems. Manabe et al. [36] analyze license changes along with the evolution of four open source systems. Similarly, Di Penta et al. [8] automatically track license term changes in six open source systems. These two studies reveal that licenses change frequently and substantially. Vendome et al. [45, 47] investigate when and why developers adopt and change licenses by analyzing commits and surveying developers. Almeida et al. [4] explore whether developers understand the licenses they use through a survey. To the best of our knowledge, our work is the first to systematically characterize the modification terms in open source licenses.

License Bug Detection. Vendome et al. [46] conduct a study to characterize license bugs by building a catalog of license bugs and understanding their implications on the software projects they affect. A number of approaches have also been proposed to detect license bugs (or license violations), and they often target two kinds of license bugs, i.e., license incompatibility and license inconsistency.

License incompatibility refers to the incompatibility among the licenses of a system and its declared dependencies or reused source code. German et al. [16] propose a concept model to formally specify licenses and detect incompatibilities among licenses of a system and its declared dependencies. They also manually identify license incompatibilities in eight systems, and summarize patterns to resolve license incompatibilities. Mathur et al. [37] and Golubev et al. [19] empirically investigate incompatibilities among licenses of a system and its reused code via manual analysis. German and Di Penta [13] propose a semiautomatic approach KENEN to open source license compliance for Java systems. However, it relies on manual analysis

to detect license incompatibilities. Similarly, van der Burg [44] propose to automatically identify the dependencies of a system by analyzing the build process, but manually identify license incompatibilities. Kapitsaki et al. [29, 39] model license compatibility into a directed graph, which automates license incompatibility detection with Software Package Data Exchange. Xu et al. [52] leverage natural language processing to identify license terms and infer rights and obligations for incompatibility detection without any prior knowledge about licenses. Hemel et al. [21], Duan et al. [9] and Feng et al. [11] identify open source components used in a binary by binary analysis, and detect violations of GPL/AGPL licenses which require the binary to be open source if any open source component under the protection of GPL/AGPL is used in the binary.

License inconsistency refers to two cases, i.e., the inconsistency between the licenses of two source files that are evolved from the same provenance by code reuse, and the inconsistency between the license of a package and the license of each file of the package. German et al. [15] and Wu et al. [50, 51] focus on the first case. They first use clone detection to find source files that have code clones, and use NINKA to identify licenses of these source files for inconsistency detection. German et al. [14], Di Penta et al. [7] and Mlouki et al. [38] focus on the second case. They either use metadata or tools like FOSSology and NINKA to identify licenses for inconsistency detection.

To prevent such license bugs, Liu et al. [34] design a learning-based approach to predict a compatible license when third-party dependencies that cause a license incompatibility are imported. Kapitsaki and Charalambous [28] introduce a license recommender find-OSSLicense to assist developers in choosing an appropriate open source license based on modeling license terms and utilizing knowledge from existing software projects.

Different from these studies, we focus on a new type of license bugs, i.e., violations of modification terms in open source licenses. To the best of our knowledge, we are the first to detect and fix them for ensuring modification term compliance.

Open Source Software Reuse. Open source software reuse is a common activity in software development in various forms, e.g., copy and paste [27, 31, 32], forking [5, 25, 54], and importing third-party dependencies [23, 53]. Our work is specifically focused on license bugs during forking. To the best of our knowledge, previous studies conduct empirical analysis of forking, but no work considers license bugs during forking. For example, Jiang et al. [25] explore developers' motivation and behavior on forking in GitHub. They find that some developers fork repositories to add new features. These activities should be conducted under the license modification terms. Brisson et al. [5] study the communication (e.g., pull requests, followers and contributors) of repositories which are from the same software family via forking. Zhou et al. [54] analyze the history of forking in the past 20 years. They find that developers are less concerned about community fragmentation but perceive forks as a positive noncompetitive alternative to the original project.

6 CONCLUSIONS

We have empirically investigated modification terms in 107 open source license. We find that 47 licenses noticeably declare modification terms, and require certain forms of "notice" to describe modifications made to the original work. We model the modification terms

with respect to modification scope, notice content and notice location. Further, we have designed LiVo to automatically detect and fix modification term violations during forking. Our evaluation results have demonstrated the severity of modification term violations in real-world fork repositories and the effectiveness and efficiency of LiVo. We have release LiVo's source code and experimental data at our website [42].

REFERENCES

- [1] 2022. *File With Apache 2.0 and My Modifications*. Retrieved March 21, 2023 from <https://softwareengineering.stackexchange.com/questions/220068/file-with-apache-2-0-and-my-modifications>
- [2] 2022. *How to Specify Notices of All Changes in a Class*. Retrieved March 21, 2023 from <https://opensource.stackexchange.com/questions/4419/apl2-how-to-specify-notices-of-all-changes-in-a-class>
- [3] 2022. *TVM Distribute Questions About Apache 2.0*. Retrieved March 21, 2023 from <https://discuss.tvm.apache.org/t/tvm-distribute-questions-about-apache-2-0-license/88056>
- [4] D. A. Almeida, G. C. Murphy, G. Wilson, and M. Hoyer. 2017. Do software developers understand open source licenses?. In *Proceedings of the IEEE/ACM 25th International Conference on Program Comprehension*. 1–11.
- [5] S. Brisson, E. Noei, and K. Lyons. 2020. We are family: analyzing communication in GitHub software repositories and their forks. In *Proceedings of the IEEE 27th International Conference on Software Analysis, Evolution and Reengineering*. 59–69.
- [6] daxecl, devil_moon, Irontyne, sjkaaria, and villocks. 2007. OSLC. Retrieved March 21, 2023 from <https://sourceforge.net/projects/oslc/>
- [7] M. Di Penta, D. M. German, and G. Antoniol. 2010. Identifying licensing of jar archives using a code-search approach. In *Proceedings of the 7th IEEE Working Conference on Mining Software Repositories*. 151–160.
- [8] Massimiliano Di Penta, Daniel M. German, Yann-Gaël Guéhéneuc, and Giuliano Antoniol. 2010. An exploratory study of the evolution of software licensing. In *Proceedings of the 32nd ACM/IEEE International Conference on Software Engineering*. 145–154.
- [9] R. Duan, A. Bijlani, M. Xu, T. Kim, and W. Lee. 2017. Identifying open-source license violation and 1-day security risk at large scale. In *Proceedings of the ACM SIGSAC Conference on computer and communications security*. 2169–2185.
- [10] Eclipse. 2023. *JGit*. Retrieved April 24, 2023 from <https://www.eclipse.org/jgit/>
- [11] Muyue Feng, Weixuan Mao, Zimu Yuan, Yang Xiao, Gu Ban, Wei Wang, Shiyang Wang, Qian Tang, Jiahuan Xu, He Su, et al. 2019. Open-source license violations of binary software at large scale. In *Proceedings of the IEEE 26th International Conference on Software Analysis, Evolution and Reengineering*. 564–568.
- [12] Linux Foundation. 2017. *Fossology*. Retrieved March 21, 2023 from <https://www.fossology.org/>
- [13] Daniel German and Massimiliano Di Penta. 2012. A method for open source license compliance of java applications. *IEEE software* 29, 3 (2012), 58–63.
- [14] D. M. German, M. Di Penta, and J. Davies. 2010. Understanding and auditing the licensing of open source software distributions. In *Proceedings of the IEEE 18th International Conference on Program Comprehension*. 84–93.
- [15] Daniel M. German, Massimiliano Di Penta, Yann-Gaël Guéhéneuc, and Giuliano Antoniol. 2009. Code siblings: Technical and legal implications of copying code between applications. In *Proceedings of the 6th IEEE International Working Conference on Mining Software Repositories*. 81–90.
- [16] Daniel M. German and Ahmed E. Hassan. 2009. License integration patterns: Addressing license mismatches in component-based development. In *Proceedings of the IEEE 31st international conference on software engineering*. 188–198.
- [17] D. M. German, Y. Manabe, and K. Inoue. 2010. A sentence-matching method for automatic license identification of source code files. In *Proceedings of the IEEE/ACM international conference on Automated software engineering*. 437–446.
- [18] Robert Gobeille. 2008. The fossology project. In *Proceedings of the 2008 international working conference on Mining software repositories*. 47–50.
- [19] Yaroslav Golubev, Maria Eliseeva, Nikita Povarov, and Timofey Bryksin. 2020. A study of potential code borrowing and license violations in java projects on github. In *Proceedings of the 17th International Conference on Mining Software Repositories*. 54–64.
- [20] Margherita Grandini, Enrico Bagli, and Giorgio Visani. 2020. Metrics for Multi-Class Classification: an Overview. [arXiv:2008.05756](https://arxiv.org/abs/2008.05756) [stat.ML]
- [21] A. Hemel, K. T. Kalleberg, R. Vermaas, and E. Dolstra. 2011. Finding software license violations through binary code clone detection. In *Proceedings of the 8th Working Conference on Mining Software Repositories*. 63–72.
- [22] Y. Higashi, Y. Manabe, and M. Ohira. 2016. Clustering OSS license statements toward automatic generation of license rules. In *Proceedings of the 7th International Workshop on Empirical Software Engineering in Practice*. 30–35.
- [23] K. Huang, B. Chen, C. Xu, Y. Wang, B. Shi, X. Peng, Y. Wu, and Y. Liu. 2022. Characterizing usages, updates and risks of third-party libraries in Java projects. *Empirical Software Engineering* 27, 4 (2022), 1–41.
- [24] Open Source Initiative. 2022. *Open Source Licenses*. Retrieved March 21, 2023 from <https://opensource.org/licenses>
- [25] J. Jiang, D. Lo, J. He, X. Xia, P. S. Kochhar, and L. Zhang. 2017. Why and how developers fork what from whom in GitHub. *Empirical Software Engineering* 22, 1 (2017), 547–578.
- [26] K. Jones. 1972. A statistical interpretation of term specificity and its application in retrieval. *Journal of documentation* 28, 1 (1972), 11–21.
- [27] E. Juergens, F. Deissenboeck, B. Hummel, and S. Wagner. 2009. Do code clones matter?. In *Proceedings of the IEEE 31st International Conference on Software Engineering*. 485–495.
- [28] G. M. Kapitsaki and G. Charalambous. 2019. Modeling and recommending open source licenses with findOSSLicense. *IEEE Transactions on Software Engineering* 47, 5 (2019), 919–935.
- [29] G. M. Kapitsaki, F. Kramer, and N. D. Tselikas. 2017. Automating the license compatibility process in open source software with SPDX. *Journal of systems and software* 131 (2017), 386–401.
- [30] G. M. Kapitsaki and D. Paschalides. 2017. Identifying terms in open source software license texts. In *Proceedings of the 24th Asia-Pacific Software Engineering Conference*. 540–545.
- [31] M. Kim, L. Bergman, T. Lau, and D. Notkin. 2004. An ethnographic study of copy and paste programming practices in OOPL. In *Proceedings of the 2004 International Symposium on Empirical Software Engineering*. 83–92.
- [32] M. Kim, V. Sazawal, D. Notkin, and G. Murphy. 2005. An empirical study of code clone genealogies. In *Proceedings of the 10th European software engineering conference held jointly with 13th ACM SIGSOFT international symposium on Foundations of software engineering*. 187–196.
- [33] G. Li, Y. Wu, C. K. Roy, J. Sun, X. Peng, N. Zhan, B. Hu, and J. Ma. 2020. SAGA: efficient and large-scale detection of near-miss clones with GPU acceleration. In *Proceedings of the IEEE 27th International Conference on Software Analysis, Evolution and Reengineering*. 272–283.
- [34] X. Liu, L. Huang, J. Ge, and V. Ng. 2019. Predicting licenses for changed source code. In *Proceedings of the 34th IEEE/ACM International Conference on Automated Software Engineering*. 686–697.
- [35] H. Luhn. 1957. A statistical approach to mechanized encoding and searching of literary information. *IBM Journal of research and development* 1, 4 (1957), 309–317.
- [36] Yuki Manabe, Yasuhiro Hayase, and Katurio Inoue. 2010. Evolutional analysis of licenses in FOSS. In *Proceedings of the Joint ERCIM Workshop on Software Evolution and International Workshop on Principles of Software Evolution*. 83–87.
- [37] Arunesh Mathur, Harshal Choudhary, Priyank Vashist, William Thies, and Santhi Thilagam. 2012. An empirical study of license violations in open source projects. In *Proceedings of the 35th Annual IEEE Software Engineering Workshop*. 168–176.
- [38] O. Mlouki, F. Khomh, and G. Antoniol. 2016. On the detection of licenses violations in the android ecosystem. In *Proceedings of the IEEE 23rd International Conference on Software Analysis, Evolution, and Reengineering*, Vol. 1. 382–392.
- [39] Demetris Paschalides and Georgia M. Kapitsaki. 2016. Validate your SPDX files for open source license violations. In *Proceedings of the 2016 24th ACM SIGSOFT International Symposium on Foundations of Software Engineering*. 1047–1051.
- [40] F. Pedregosa, G. Varoquaux, A. Gramfort, V. Michel, B. Thirion, O. Grisel, M. Blondel, P. Prettenhofer, R. Weiss, V. Dubourg, J. Vanderplas, A. Passos, D. Courville, M. Brucher, M. Perrot, and E. Duchesnay. 2011. Scikit-learn: Machine Learning in Python. *Journal of Machine Learning Research* 12 (2011), 2825–2830.
- [41] Carolyn B. Seaman. 1999. Qualitative methods in empirical studies of software engineering. *IEEE Transactions on software engineering* 25, 4 (1999), 557–572.
- [42] LiVo. 2023. *The Replication Package of LiVo*. Retrieved March 21, 2023 from <https://doi.org/10.5281/zenodo.7902495>
- [43] T. Tuunanen, J. Koskinen, and T. Kärkkäinen. 2009. Automated software license analysis. *Automated Software Engineering* 16, 3 (2009), 455–490.
- [44] S. Van Der Burg, E. Dolstra, S. McIntosh, J. Davies, D. M. German, and A. Hemel. 2014. Tracing software build processes to uncover license compliance inconsistencies. In *Proceedings of the 29th ACM/IEEE international conference on Automated software engineering*. 731–742.
- [45] Christopher Vendome, Gabriele Bavota, Massimiliano Di Penta, Mario Linares-Vásquez, Daniel German, and Denys Poshyvanyk. 2017. License usage and changes: a large-scale study on github. *Empirical Software Engineering* 22 (2017), 1537–1577.
- [46] C. Vendome, D. German, M. Di Penta, G. Bavota, M. Linares-Vásquez, and D. Poshyvanyk. 2018. To distribute or not to distribute? why licensing bugs matter. In *Proceedings of the IEEE/ACM 40th International Conference on Software Engineering*. 268–279.
- [47] C. Vendome, M. Linares-Vásquez, G. Bavota, M. Di Penta, D. German, and D. Poshyvanyk. 2015. License usage and changes: a large-scale study of java projects on github. In *Proceedings of the IEEE 23rd International Conference on Program Comprehension*. 218–228.
- [48] C. Vendome, M. Linares-Vásquez, G. Bavota, M. Di Penta, D. German, and D. Poshyvanyk. 2017. Machine learning-based detection of open source license exceptions. In *Proceedings of the IEEE/ACM 39th International Conference on*

- Software Engineering*. 118–129.
- [49] wikipedia. 2023. *Unlicense*. Retrieved March 21, 2023 from <https://en.wikipedia.org/wiki/Unlicense>
 - [50] Y. Wu, Y. Manabe, T. Kanda, D. M German, and K. Inoue. 2015. A method to detect license inconsistencies in large-scale open source projects. In *Proceedings of the IEEE/ACM 12th Working Conference on Mining Software Repositories*. 324–333.
 - [51] Y. Wu, Y. Manabe, T. Kanda, D. M German, and K. Inoue. 2017. Analysis of license inconsistency in large collections of open source projects. *Empirical Software Engineering* 22, 3 (2017), 1194–1222.
 - [52] Sihan Xu, Ya Gao, Lingling Fan, Zheli Liu, Yang Liu, and Hua Ji. 2023. LiDetector: License Incompatibility Detection for Open Source Software. *ACM Transactions on Software Engineering and Methodology* 32, 1 (2023), 1–28.
 - [53] A. Zaimi, A. Ampatzoglou, N. Triantafyllidou, A. Chatzigeorgiou, A. Mavridis, T. Chaikalis, I. Deligiannis, P. Sfetos, and I. Stamelos. 2015. An empirical study on the reuse of third-party libraries in open-source software development. In *Proceedings of the 7th Balkan Conference on Informatics Conference*. 1–8.
 - [54] S. Zhou, B. Vasilescu, and C. Kästner. 2020. How has forking changed in the last 20 years? a study of hard forks on github. In *Proceedings of the IEEE/ACM 42nd International Conference on Software Engineering*. 445–456.