

Domain-invariant Clinical Representation Learning by Bridging Data Distribution Shift across EMR Datasets

Zhongji Zhang^{1,4}, Yuhang Wang^{1,4}, Yinghao Zhu^{2,5}, Xinyu Ma^{1,3}, Tianlong Wang^{1,4},
Chaohe Zhang^{1,3}, Yasha Wang^{1,2} †, Liantao Ma^{1,2} †

¹Key Laboratory of High Confidence Software Technologies, Ministry of Education, Beijing, China

²National Engineering Research Center for Software Engineering, Peking University, Beijing, China

³School of Computer Science, Peking University, Beijing, China

⁴School of Software & Microelectronics, Peking University, Beijing, China

⁵Institute of Artificial Intelligence, Beihang University, Beijing, China

{malt,wangyasha}@pku.edu.cn

Abstract

Due to the limited information about emerging diseases, symptoms are hard to be noticed and recognized, so that the window for clinical intervention could be ignored. An effective prognostic model is expected to assist doctors in making right diagnosis and designing personalized treatment plan, so to promptly prevent unfavorable outcomes. However, in the early stage of a disease, limited data collection and clinical experiences, plus the concern out of privacy and ethics, may result in restricted data availability for reference, to the extent that even data labels are difficult to mark correctly. In addition, Electronic Medical Record (EMR) data of different diseases or of different sources of the same disease can prove to be having serious cross-dataset feature misalignment problems, greatly mutilating the efficiency of deep learning models. This article introduces a domain-invariant representation learning method to build a transition model from source dataset to target dataset. By way of constraining the distribution shift of features generated in disparate domains, domain-invariant features that are exclusively relative to downstream tasks are captured, so to cultivate a unified domain-invariant encoder across various task domains to achieve better feature representation. Experimental results of several target tasks demonstrate that our proposed model outperforms competing baseline methods and has higher rate of training convergence, especially in dealing with limited data amount. A multitude of experiences have proven the efficacy of our method to provide more accurate predictions concerning newly emergent pandemics and other diseases.

1 Introduction

Recently, the field of medical research and clinical practice has been undergoing a transformation catalyzed by advance-

ments in data-driven approaches and machine learning techniques. *Electronic Medical Record (EMR)* has emerged as a potent source of valuable clinical data that can offer insights into disease progression, patient outcomes, and treatment efficacy [Harutyunyan *et al.*, 2019]. The utilization of such data holds the potential to revolutionize healthcare by enabling the creation of accurate prognostic models, facilitating early diagnosis, and guiding personalized treatment strategies.

However, a critical challenge is the amount of clinical experiences and data is not enough when diseases first appear. This will make prognostic deep learning models hard to develop. Recognizing symptoms and predicting outcomes during the early stages of these novel diseases becomes particularly intricate due to the scarcity of comprehensive information [Gao *et al.*, 2020a]. Consequently, the window for timely clinical interventions may be missed, leading to adverse consequences for patients and unreasonable allocation of medical resources [Weissman *et al.*, 2020].

Predictive models require advanced feature extraction methods to get comprehensive representations, for which substantial volumes of labeled training data is essential [Huang *et al.*, 2020]. This data scarcity critically undermines the efficacy of prognostic models, curtailing their real-world clinical applicability [Zhang *et al.*, 2022; Zhu *et al.*, 2023c]. Existing medical prediction models may not be directly translatable to emerging diseases, given multifaceted factors such as inadequate data accumulation, limited clinical experience, privacy concerns, and ethical considerations. This amalgam of challenges severely limits available reference data, thereby significantly impeding deep learning model performance.

Transfer learning is widely employed in scenarios with limited data, particularly in the medical domain where numerous mature works have been published [Ma *et al.*, 2021] [Ma *et al.*, 2023] [Ragab *et al.*, 2023]. However, these transfer learning methods may struggle to cope with real-world emerging diseases. EMR data from different diseases or even from different sources of the same disease can lead to cross-dataset feature misalignment problems, mutilating the efficiency of deep learning models. The task of leveraging knowledge from related domains becomes intricate when the shared feature pool is scarce and insufficient to facili-

† Corresponding author.

tate seamless knowledge transfer. Solving this challenge is paramount for the development of robust and adaptable clinical domain-invariant representation learning approaches in the context of diverse medical scenarios.

Consequently, the unique challenges posed by emerging diseases requires innovative strategies that handle the scarcity of data and the limitations of existing clinical insights. This paper addresses the pressing research objective of constructing a resilient and high-performance AI diagnostic assistance model using a relatively small volume of EMR data. Recognizing the scarcity of specific disease-related data, our approach involves leveraging external datasets to train a versatile temporal EMR feature extractor. We aim to surmount the challenges arising from insufficient and feature-misaligned data, and capturing domain-invariant representations for different target tasks, instead of acquiring fixed information from the source domain. This approach lays the groundwork for developing effective models specifically designed to aid in the diagnosis and treatment of emerging diseases.

We aim to provide clinicians with a powerful tool that can offer more accurate predictions for emerging diseases. Through extensive experimentation and comparisons with existing baseline methods, we demonstrate the efficacy of our proposed model in terms of both prediction accuracy and convergence speed.

- **Methodologically**, we propose a domain-invariant representation learning method for prognosis prediction paradigm that bridges data distribution shift across EMR datasets, to perform clinical prediction with limited data and misaligned features. By introducing a Transition Model between the source target datasets, our approach focuses on capturing domain-invariant features relevant to downstream tasks, which facilitates the learning of a unified domain-invariant encoder.
- **Experimentally**, we conduct outcome-specific length-of-stay prediction experiments on several datasets. The results show that our solution consistently outperforms the baseline approaches and has higher rate of training convergence especially in dealing with limited data amount. Concretely, comparing to baseline methods with the best performance, our solution achieves 4.3% lower MSE on TJH dataset and 8.5% lower MSE when dealing with limited training samples.

2 Related Work

2.1 Early-Stage Clinical Prediction for Emerging Diseases

Early-stage clinical prediction for emerging diseases has gained considerable attention as a crucial area of research due to its potential to transform healthcare interventions in the face of novel and rapidly spreading illnesses. The ability to accurately predict patient outcomes during the initial stages of emerging diseases is of paramount importance to enable timely clinical interventions, personalized treatment strategies, and effective allocation of medical resources.

With the proliferation of electronic medical information systems across various healthcare institutions, a substantial

amount of EMR has been accumulated over time [Feng *et al.*, 2021]. These high-quality data provide a data foundation for efficient and accurate clinical predictions including mortality prediction [Ma *et al.*, 2020a] [Zoref-Lorenz *et al.*, 2022], diagnosis prediction [Gao *et al.*, 2019] [Ma *et al.*, 2018] etc.. Many deep learning models [Vaswani *et al.*, 2017] [Dey and Salem, 2017] have been utilized to predict different kinds of emerging diseases. L Wang [Wang, 2020] and J Liu *et al.* [Liu *et al.*, 2020] analyzed the relationship between patients' biomarkers in the early stages of COVID-19 and the severity of the disease. A Alam *et al.* [Alam *et al.*, 2020] developed a prediction rule for scrub typhus meningoencephalitis, a emerging disease in North India, which helped physicians in peripheral areas to identify and treat this disease. Gao *et al.* [Gao *et al.*, 2020b] proposed a method that extracts information from EMR about the different stages of the disease and then applied it to the task of risk prediction.

2.2 Transfer Learning and Feature Alignment in Medical Contexts

Recently, the application of transfer learning to Medical field has gained significant attention for its potential to enhance predictive accuracy and decision-making in healthcare settings in cases where the amount of data is limited.

Lopes *et al.* transferred parameters from a convolutional neural network which is pre-trained on a large dataset for sex detection. Despite the task's little clinical relevance, the model learned valuable features. It was fine-tuned for the heart disease detection using just 310 recordings. Their method surpassed both training from scratch and other approaches, even outperforming clinical experts [Lopes *et al.*, 2021].

Ma *et al.* [Ma *et al.*, 2021] pre-trained an unsupervised model called TimeNet [Malhotra *et al.*, 2017] on non-medical time series and used it to extract clinical features, showing that the extracted features is not general enough, leading to negative transfer. Wardi *et al.* [Wardi *et al.*, 2021] used data from EMR to predict septic shock in an emergency department setting. By comparing a transfer learning approach and a non-transfer approach, they showed that transfer learning outperformed when using limited data. Ma *et al.* [Ma *et al.*, 2021] proposed a distilled transfer framework that uses deep learning to embed features from massive EMR data and transferred the parameters into a student model, which is further trained to imitate the teacher model's representation. They showed that through this transfer method, the results always outperforms baseline methods.

However, these transfer learning methods may struggle to cope with real-world emerging diseases. Firstly, emerging diseases often come with extremely limited data. Moreover, when using EMR datasets from different domains, the shared features between different diseases or prediction tasks are limited, often comprising only a small portion of all features. Migrating only these shared features results not only in the loss of a significant amount of information from the source domain but also in inconsistent initiation levels between shared and private features during target domain model training, leading to model learning bias and deviation [Seah *et al.*, 2011; Zhu *et al.*, 2023a]. In addition, to enhance the

clinical applicability on emerging diseases, models need to be capable of learning domain-invariant representations for different target tasks, rather than acquiring fixed information from the source domain.

3 Problem Formulation

When dealing with early-stage clinical prediction for emerging diseases, predicting whether patients will experience fatal outcomes and the timing of such events holds significant clinical value. This task not only aids physicians in assessing the severity of the disease but also contributes to identifying new treatment approaches, intervention measures, and the formulation of healthcare policies. Furthermore, such predictions are crucial for the allocation and management of hospital resources, optimizing resource distribution, enhancing medical efficiency, and thereby alleviating unnecessary personnel and material strain at the onset of emerging disease outbreaks. We formally define our research problem below and provide a list of notations used in Table 1.

Notation	Definition
\mathbf{x}_i	Time-series record of the i -th medical feature
\mathbf{f}_i	Feature embedding of the i -th medical feature
\mathbf{s}	Overall representation of patient’s health status
\mathbf{F}	Feature embedding matrix
$\hat{\mathbf{y}}_{outcome}$	Result of outcome prediction
$\hat{\mathbf{y}}_{LOS}$	Result of LOS prediction
$\mathbf{y}_{outcome}$	Groundtruth Label of outcome prediction
\mathbf{y}_{LOS}	Groundtruth Label of LOS prediction
n_{sf}	Number of shared features
$n_{pf,src}$	Number of private features in source dataset
$n_{pf,tar}$	Number of private features in target dataset

Table 1: Notations Used

3.1 Electronic Medical Records

EMR are collected patient observations from hospitals during clinical admissions. These observations encompass static baseline information (such as age, gender, primary disease) as well as dynamic time-series features (such as medication, diagnosis, vital signs, laboratory measurements). Each clinical admission for a patient includes N features, such as different laboratory test results denoted as $\mathbf{x}_i \in \mathbf{R}^T (i = 1, 2, \dots, N)$. Each medical feature contains T time steps. Consequently, these clinical sequences can be organized into a “longitudinal patient matrix” denoted as \mathbf{x} , where one dimension represents medical features, and the other dimension represents timestamps of the records.

3.2 Outcome-specific Length-of-stay Prediction

At the early stages of emerging diseases, it’s essential to assess the health condition of patients. Different patients may experience varying outcomes, and the duration of medical resource utilization can differ based on the severity of their illness [Gao et al., 2023]. To best cater to clinical needs on target tasks, we aim to predict two critical clinical outcomes: the

binary indicator of patient mortality, denoted as “Outcome”, and the *Length-of-Stay (LOS)* in the healthcare facility. Given a patient’s electronic medical record data represented as the longitudinal patient matrix \mathbf{x} , we aim to predict:

1. The binary outcome of patient mortality, denoted as $\mathbf{y}_{outcome} \in \{0, 1\}$, where $\mathbf{y}_{outcome} = 1$ indicates the patient’s death and $\mathbf{y}_{outcome} = 0$ indicates survival.
2. The *Length-of-Stay (LOS)*, denoted as \mathbf{y}_{LOS} , representing the duration for which the patient remains in the healthcare facility.

4 Solution

4.1 Overview

In order to address the challenges posed by limited data availability and complex clinical prediction tasks in emerging diseases, we propose a domain-invariant representation learning method that leverages a massive existing EMR source dataset and knowledge from its corresponding models. Besides, the wide variety of medical features and the varying clinical feature requirements across different tasks necessitate a strategic approach to mitigate distribution shifts between different domains. Building upon the pre-trained Teacher Model, our solution involves training a Transitional Model on the source dataset while incorporating information from the target dataset. By combining the knowledge guidance from the Teacher Model and the supervision from the target dataset, our approach focuses on capturing domain-invariant features relevant to downstream tasks. This process facilitates the learning of a unified domain-invariant encoder. The primary goal of this method is to enhance the model’s generalization capability across different task domains, ultimately improving its adaptability to various medical contexts. The implementation of the proposed solution contains three key steps.

4.2 Training Teacher Model on Source Dataset

The initial step of our solution involves the training of a Teacher Model on a known large-scale EMR dataset, a foundational step aimed at establishing a strong supervisory signal for the the training of the Transitional Model. The Teacher Model serves as a guiding entity for the Transition Model during the transfer learning process. To leverage the advantages demonstrated by the Multi-Channel GRU (The reason for using GRU as the backbone will be explained in the experimental section) in capturing patient health state representations [Ma et al., 2020b; Ma et al., 2023], we opt for a Multi-channel GRU architecture to capture distinctive patterns from different medical features. We create N separate GRUs, where each GRU is responsible for embedding one dynamic medical feature. Specifically, for each dynamic feature i , we represent it as a time series $\mathbf{x}_i = (x_{i1}, x_{i2}, \dots, x_{iT})$, which is then fed into the corresponding GRU $_i$ to generate feature embedding:

$$\mathbf{f}_i = \text{GRU}_i(x_{i1}, x_{i2}, \dots, x_{iT}). \quad (1)$$

The resulting embedding matrices \mathbf{f}_i are stacked to create the feature embedding matrix $\mathbf{F} = (\mathbf{f}_0, \mathbf{f}_1, \mathbf{f}_2, \dots, \mathbf{f}_N)^T$.

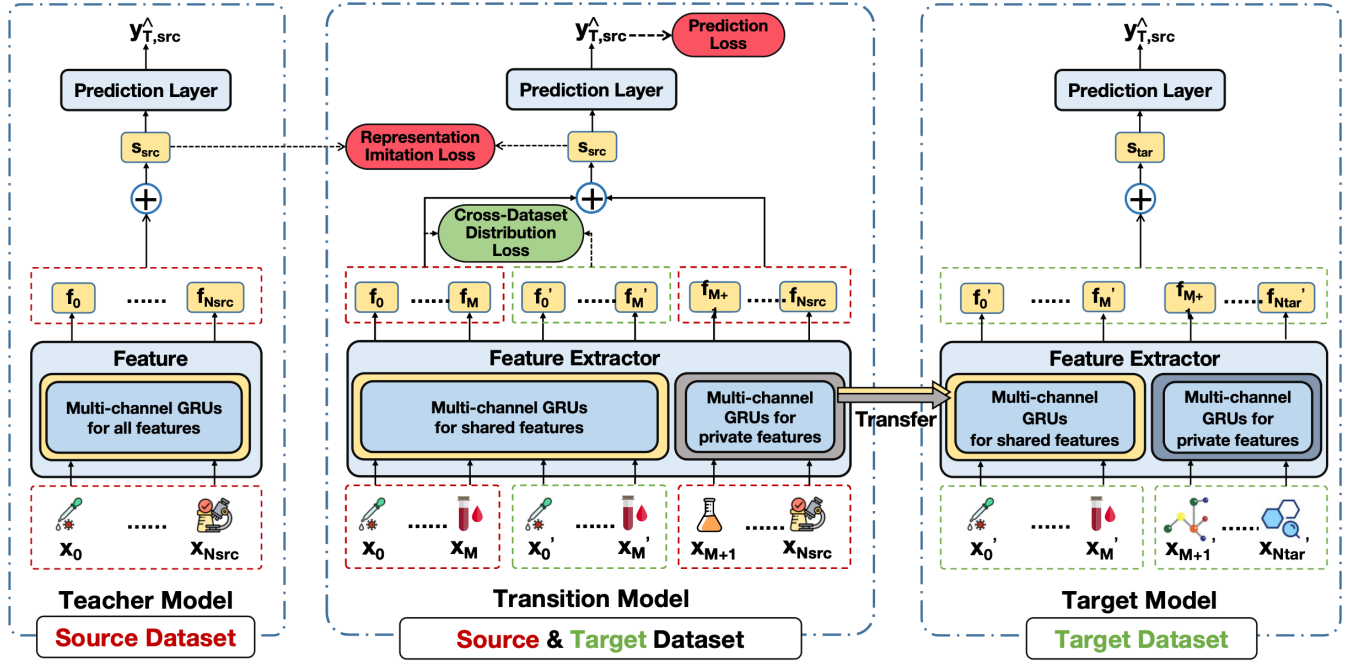


Figure 1: The framework of our solution. Left: Training Teacher Model on Source Dataset. Mid: Training Domain-Invariant Feature Extractor. Right: Transferring to Target Task. (Features and vectors generated from **source dataset** are colored in **RED**. Features and vectors generated from **target dataset** are colored in **GREEN**)

This matrix is subsequently input into a Linear-Layer to extract the patient’s health representation s_{src} , which is used to obtain the final prediction of source dataset $\hat{y}_{src} \in \mathbf{R}$.

$$s_{src} = \mathbf{F} \cdot \mathbf{W}_1 + \mathbf{b}_1 \quad (2)$$

$$\hat{y}_{src} = \text{PredictionLayer}(s_{src}) \quad (3)$$

If the source task is framed as a regression task, we adopt *Mean Square Error (MSE)* as the loss of source dataset \mathcal{L}_{pred} :

$$\mathcal{L}_{pred} = \frac{1}{n} \sum_{i=1}^n (y_{src}^{(i)} - \hat{y}_{src}^{(i)})^2 \quad (4)$$

Otherwise, for predicting a binary classification label $y_{T,src}$, we apply the *Sigmoid* activation and the *Cross-Entropy* loss for computing the prediction loss \mathcal{L}_{pred} .

4.3 Training Domain-Invariant Feature Extractor

The feature extractor of the Teacher Model excels at capturing patients’ health state representation within the source dataset. Yet, when faced with diverse target datasets and prediction tasks, it often struggles to achieve optimal performance due to task variations, potentially leading to negative transfer. To tackle this, we seek to mitigate the distribution shift of generated features between different domains, capturing domain-invariant features solely relevant to downstream tasks.

Given the challenge of feature misalignment in EMR data, the source and target datasets may possess both shared features $\mathbf{x}_{sf} = (\mathbf{x}_1, \mathbf{x}_2, \dots, \mathbf{x}_M)$ and unique private features $\mathbf{x}_{pf,src} = (\mathbf{x}_1, \mathbf{x}_2, \dots, \mathbf{x}_{N_{src}})$, $\mathbf{x}_{pf,tar} = (\mathbf{x}_1, \mathbf{x}_2, \dots, \mathbf{x}_{N_{tar}})$, where M is the number of shared features, N_{src} and N_{tar} separately represent the count of features in the source dataset and the target dataset. However, the

Multi-channel GRU feature extractor aligns features, restricting domain transfer predominantly to shared features. This hampers both the model’s generalization capability and the utilization of essential information contained in private features. To address this, our Transition Model must have the capability to handle both shared and private features.

For the shared features of both the source and target datasets, the feature extraction layer of the Transition Model is designed similarly to the Teacher Model. Each shared feature corresponds to a GRU. To promote the learning of domain-invariant features that are solely relevant to downstream tasks, we ensure that samples from different domains exhibit similar hidden-space distributions after encoding. Thus, the shared features of source $\mathbf{x}_{sf,src}$ and the shared features of target $\mathbf{x}_{sf,tar}$, are simultaneously input into the Multi-channel GRU of the Transition Model, generating feature embedding matrices of shared features:

$$\mathbf{F}_{sf,src}, \mathbf{F}_{sf,tar} = \text{MCGRU}(\mathbf{x}_{sf,src}, \mathbf{x}_{sf,tar}) \quad (5)$$

Subsequently, we aim for the feature extractor to learn domain-invariant representations between the source and the target domain by using adversarial learning strategy [Ganin and Lempitsky, 2015]. We introduce a well-trained domain classifier D . To ensure the feature extractor captures shared information from both the source and target domains, the feature embedding extracted by MCGRUs should confound the domain classifier as much as possible. Specifically, MCGRU are adversarially updated, which is implemented by a gradient reversal layer, to ensure that the prediction layer can correctly predict the feature embedding extracted from source domain. Simultaneously, the feature embedding of

both source domain and target domain need to effectively confuse the domain classifier, making it unable to discern their domain source.

Formally, given a domain classifier D with parameters θ_d , MCGRU with parameters θ_f , prediction layer with parameters θ_p , the adversal loss is calculated as follows.

$$\operatorname{argmin}_{(\theta_f, \theta_p)} (L_{pred} - L_d(D(F_{sf,src}), d_S) - L_d(D(F_{sf,tar}), d_T)) \quad (6)$$

where L_d, L_{pred} are multi-classes cross entropy losses for domain classification task and prediction task respectively, and d_S, d_T are domain labels of data from source domain and target domain.

Combining feature embedding matrices of shared features $F_{sf,src}$, we can obtain the complete feature embedding matrices of source datasets F_{src} , and subsequently compute the patient’s health representation s_{src} :

$$s_{src} = F_{src} \cdot W_1 + b_1 \quad (7)$$

The representation s_{src} should be able to imitate \tilde{s}_{src} generated by the Teacher Model as much as possible. Thus the representation simulation loss \mathcal{L}_{rep} is defined as the similarity of the representations s_{src} and \tilde{s}_{src} , which is calculated using KL-Divergence.

$$\mathcal{L}_{rep} = D_{KL}(\operatorname{Softmax}(\tilde{s}_{src}) || \operatorname{Softmax}(s_{src})) \quad (8)$$

$$D_{KL}(P || Q) = \sum_i P_i \log\left(\frac{P_i}{Q_i}\right) \quad (9)$$

The supervision from the Teacher Model enables the Transition Model to mimic its behavior, aiding in capturing feature correlations more comprehensively and generating a more holistic health state representation.

While the Transition Model aims to capture domain-invariant features pertinent to downstream tasks, it must not disclose any target dataset-specific prediction information. Therefore, the Transition Model only makes predictions on the source dataset, consistent with the Teacher Model. Including the prediction loss \mathcal{L}_{pred} , the loss of the Transition Model \mathcal{L} is composed of the three aforementioned losses:

$$\mathcal{L} = \alpha \mathcal{L}_{rep} + \beta \mathcal{L}_{pred} - \gamma \mathcal{L}_d \quad (10)$$

where α, β, γ are hyperparameters used to balance these losses. In the experiments of this work, these hyperparameters are all set to 1.

4.4 Transferring to Target Task

Finally, we transfer GRUs from the Transition Model to the Target Model, and fine-tune the Target Model on the target dataset. The structure of the Target Model mirrors that of the Teacher Model, employing Multi-channel GRUs to extract features from the target dataset. For the shared features in the target dataset, we transfer the corresponding GRUs from the Transition Model.

As for the private features unique to the target dataset, inspired by the consensus that transferring models between similar data can improve the accuracy of prediction results, we employ a transfer approach based on distance of feature

Algorithm 1 Algorithm

- 1: **Stage 1:** Training Teacher Model on Source Dataset
 - 2: Let parameters in Teacher Model randomly initialized.
 - 3: **while** not convergence **do**
 - 4: Compute $\hat{y}_{src}, \tilde{s}_{src}$
 - 5: Compute $\mathcal{L}_{pred} = \operatorname{MSE}(\hat{y}_{src}, y_{src})$
 - 6: Update parameters of Teacher Model by optimizing \mathcal{L}_{pred} using back-propagation.
 - 7: **end while**
 - 8: **Stage 2:** Training Domain-Invariant Feature Extractor
 - 9: Let parameters in Transition Model randomly initialized.
 - 10: **while** not convergence **do**
 - 11: Compute $F_{sf,src}, F_{sf,tar}, F_{pf,src}, \hat{y}_{src}, s_{src}$
 - 12: Compute $\mathcal{L}_{pred}, \mathcal{L}_{sup}, \mathcal{L}_d$
 - 13: Update parameters of Teacher Model by optimizing $\alpha \mathcal{L}_{sup} + \beta \mathcal{L}_{pred} - \gamma \mathcal{L}_d$ using back-propagation.
 - 14: **end while**
 - 15: **Stage 3:** Transferring to Target Task
 - 16: Transfer parameters of shared GRUs to Target Model’s GRUs for shared features, and parameters of private GRUs to Target Model’s GRUs for private features based on DTW distance.
 - 17: **while** not convergence **do**
 - 18: Compute $\hat{y}_{tar,LOS}, \hat{y}_{tar,outcome}$
 - 19: Compute $\mathcal{L}_{tar} = \operatorname{BCE}(\hat{y}_{tar,outcome}, y_{tar,outcome}) + \operatorname{MSE}(\hat{y}_{tar,LOS}, y_{tar,LOS})$
 - 20: Update parameters of Target Model by optimizing \mathcal{L}_{tar} using back-propagation.
 - 21: **end while**
-

embedding for private features. In this context, Dynamic Time Warping (DTW) [Müller, 2007] is chosen as the measure due to its capability to accommodate time series data with varying time steps. Specifically as in Appendix A.4, for each private feature in the target datasets, we calculate its DTW distance with all the features in the source datasets, and transfer the GRU whose corresponding feature has the closest DTW distance to this private feature and then transfer it from transition model to target model. This comprehensive transfer ensures that the Target Model is equipped with a feature extraction mechanism tailored to the target dataset’s features. Simultaneously, this ensures a consistent initialization level for all features of the target model, mitigating issues when some features are trained from scratch while others aren’t.

The Target Model has two separate MLP prediction heads. These prediction heads generate predictions for patient mortality $\hat{y}_{tar,outcome}$ and Length-of-Stay (LOS) in the healthcare facility $\hat{y}_{tar,LOS}$. Mean Squared Error (MSE) loss is used for LOS prediction, while Binary Cross-Entropy (BCE) loss is used for mortality prediction.

The specific process of our algorithm is shown in Algorithm 1, and the framework of our model is in Figure 1.

5 Experiment

The source dataset used in our experiments is publicly available online. PhysioNet Source Dataset is to enhance the pre-

diction of target task. To verify the scalability of our model when performing different clinical prediction tasks on different EMR datasets, we use three different datasets as target datasets. Two of them are COVID-19 datasets, which we use to perform outcome-specific length-of-stay prediction. The third one is the end-stage renal disease (ESRD) remaining life span prediction dataset. To simulate the circumstance of limited data and inadequate clinical information during the early stages of an emerging disease outbreak, we further use fewer training samples of TJH dataset to evaluate performance as a simulation of the circumstance of limited data and inadequate clinical information during emerging disease outbreak. We implement baseline models and preprocess datasets with pyehr [Zhu *et al.*, 2023b] package.

5.1 Dataset Description

Sepsis Source Dataset from PhysioNet Dataset

Methods	PUH dataset	
	MSE	MAD
GRU	700.375(73.017)	21.710(0.948)
Transformer	666.060(87.263)	20.290(1.658)
Concare	646.039(79.037)	20.418(1.268)
StageNet	659.011(30.928)	21.579(0.436)
TimeNet	690.704(12.840)	21.232(0.229)
T-LSTM	640.689(89.942)	20.419(1.517)
DistCare	632.932(74.644)	20.723(1.420)
Dann	633.051(60.905)	20.072(0.999)
Codats	648.445(92.112)	20.367(1.585)
<i>Ours_{star}</i>	621.179(78.063)	20.062(1.204)
<i>Ours</i>	610.231 (67.424)	19.987 (1.058)

Table 2: ESRD Prognosis Prediction Performance on PUTH Dataset (Remaining Life Span)

Our method is a validation-based work, with the primary aim of confirming the feasibility of our approach. This necessitates that the source dataset possesses several key characteristics, including but not limited to:

- **Reproducibility for Readers:** The dataset should be easily reproducible for readers and researchers interested.
- **Widely Recognized Benchmark:** It should be a benchmark dataset commonly employed in the field of EMR analysis, ensuring the relevance and applicability.
- **Comparison with So SOTA (State-of-the-Art) Baselines:** The dataset should lend itself to straightforward comparisons with SOTA EMR transfer learning baselines, such as Distcare [Ma *et al.*, 2021].
- **Inclusion of Typical Clinical Lab Test Time Series Features:** It should contain time series features representative of typical clinical lab tests.

PhysioNet Dataset [Reyna *et al.*, 2019] aligns well with our research objectives, being a typical, open-source, well-known dataset, and it offers a substantial volume of data for rigorous experimentation. So we take the PhysioNet Dataset as our source dataset, and pre-train the Teacher Model based on the Sepsis prediction. This dataset has been curated from

Methods	TJH dataset		
	MSE	MAD	AUROC
GRU	46.570(1.205)	5.326(0.025)	0.506(0.001)
Transformer	53.455(3.857)	5.449(0.167)	0.932(0.020)
Concare	45.005(1.195)	5.289(0.054)	0.828(0.039)
StageNet	46.273(1.157)	5.281(0.020)	0.961(0.007)
TimeNet	40.474(1.553)	4.685(0.027)	0.969(0.010)
T-LSTM	42.612(2.457)	5.014(0.111)	0.933(0.035)
DistCare	42.844(1.146)	4.971(0.240)	0.818(0.067)
Dann	40.151(1.403)	4.597(0.112)	0.951(0.020)
Codats	45.063(3.17)	5.173(0.294)	0.592(0.121)
<i>Ours</i>	39.215 (1.582)	4.586 (0.177)	0.976 (0.004)

Table 3: COVID-19 Prognosis Prediction Performance with fewer training samples on TJH (Outcome-specific Length-of-stay)

Model	HMH dataset		
	MSE	MAD	AUROC
GRU	35.108(0.994)	4.296(0.012)	0.501(0.001)
Transformer	32.871(0.979)	3.966(0.015)	0.813(0.006)
Concare	32.056(0.853)	4.252(0.040)	0.742(0.007)
StageNet	35.021(1.018)	4.261(0.030)	0.798(0.044)
TimeNet	30.478(1.061)	3.978(0.046)	0.852(0.002)
T-LSTM	30.584(1.498)	3.896(0.096)	0.848(0.011)
Distcare	29.672(0.532)	3.865(0.040)	0.843(0.013)
Dann	29.932(0.725)	3.853(0.011)	0.859(0.017)
Codats	32.540(0.606)	4.187(0.042)	0.670(0.027)
<i>Ours</i>	29.339 (0.823)	3.858 (0.018)	0.852 (0.006)

Table 4: COVID-19 Prognosis Prediction with fewer training samples on HMH (Outcome-specific Length-of-stay)

ICU patients across three hospitals and collected over the past decade. The dataset is characterized by a rich combination of hourly summaries of vital signs (e.g., heart rate, pulse oximetry), as well as laboratory measurements (e.g., creatinine, calcium). Specifically, the dataset contains 34 distinct clinical variables: 8 vital sign variables and 26 laboratory variables. Statistics of PhysioNet Dataset are listed in Appendix A.1.

COVID-19 Target Dataset from Tongji Hospital (TJH), China

We use TJH dataset [Yan *et al.*, 2020] as one of the target dataset and perform the outcome-specific length-of-stay prediction. This dataset comprises medical information of COVID-19 patients from Tongji Hospital, covering the period from January 10th to February 18th, 2020. A total of 361 patients' data were recorded, where 195 patients recovered, while 166 patients unfortunately passed away. Statistics of TJH Dataset and its features shared with Source Dataset are listed in Appendix A.1 and A.2.

COVID-19 Target Dataset from HM Hospitals (HMH), Spain

HMH datasets [Hospitales, 2020] is collected by HM Hospitals containing anonymous patients diagnosed with COVID-19 or to be confirmed, including diagnosis, treatment, outcomes. We selected the patients who have at least one record of lab tests. After preprocessing, the dataset consists of 4,255 patients, among whom 540 patients died. Statistics of HMH Dataset and its features shared with Source Dataset are listed

Methods	TJH dataset			HMH dataset		
	MSE	MAD	AUROC	MSE	MAD	AUROC
GRU	46.522(4.601)	5.327(0.153)	0.509(0.003)	35.096(2.000)	4.305(0.024)	0.503(0.0003)
Transformer	45.079(7.362)	5.013(0.310)	0.942(0.018)	31.964(1.439)	3.933(0.039)	0.835(0.017)
Concare	41.835(8.599)	5.082(0.430)	0.866(0.151)	31.736(2.005)	4.245(0.048)	0.800(0.007)
StageNet	46.486(4.838)	5.319(0.180)	0.957(0.019)	34.981(1.968)	4.257(0.023)	0.777(0.012)
TimeNet	38.310(4.088)	4.576(0.136)	0.986 (0.006)	28.714(1.870)	3.812(0.079)	0.890(0.005)
T-LSTM	37.684(5.464)	4.388(0.316)	0.957(0.011)	29.121(2.294)	3.747(0.084)	0.841(0.020)
DistCare	37.028(6.187)	4.433(0.292)	0.976(0.006)	28.453(1.987)	3.789(0.091)	0.862(0.007)
Dann	35.620(8.026)	4.270(0.467)	0.981(0.016)	28.302(2.464)	3.767(0.102)	0.882(0.007)
Codats	41.625(8.547)	4.875(0.477)	0.725(0.092)	32.507(1.880)	4.147(0.082)	0.674(0.063)
<i>Ours_{tar}</i>	36.415(3.647)	4.403(0.156)	0.982(0.006)	28.787(1.963)	3.824(0.035)	0.890 (0.009)
<i>Ours</i>	35.432 (4.149)	4.297 (0.177)	0.983 (0.006)	28.122 (2.141)	3.782 (0.100)	0.871 (0.002)

Table 5: COVID-19 Prognosis Prediction Performance on TJH and HMH Datasets (Outcome-specific Length-of-stay)

in Appendix A.1 and A.2.

End-stage renal disease Target Dataset from Peking-University-Third-Hospital (PUTH), China

We use PUTH dataset as one of our target datasets to perform remaining life span prediction. This dataset include 325 ESRD patients who received therapy from January 1st, 2006, to March 1st, 2018, in a real-world hospital. Statistics of PUTH Dataset and its features shared with Source Dataset are listed in Appendix A.1 and A.2.

5.2 Experimental Setup

In our cross-validation procedures, we have taken thorough precautions to prevent any data leakage, ensuring that information from the same patient does not inadvertently cross into different folds. We have implemented data preprocessing methods and selected prediction tasks in line with the benchmark set by [Gao et al., 2023] to maintain data integrity and reliability. The environment and evaluation metrics of our experiments are shown in Appendix A.3. The introduction of the baseline approaches are list in Appendix A.5.

5.3 Experimental Results

Standard Experiments

The experimental results are shown in Table 2 and Table 5. The *Ours_{tar}* in these table is the performance of our non-transferred target model as ablation experiment results. Our solution consistently outperforms both transfer-based and non-transfer-based baselines, which demonstrating the advantages of our model in predicting emerging diseases. We also showcase a comparison of the convergence speeds of different models, which is shown in Figure 2. Each curve represents a model’s average validation MSE values across five-fold cross-validation as a function of training epochs. Our model demonstrates a pronounced convergence speed advantage in the early stages, rapidly achieving lower validation MSE values. Comparing to other models, our approach attains higher accuracy within a limited number of training iterations. This outcome underscores the efficiency and superiority of our model’s learning process, providing fast and accurate support for clinical prediction of emerging diseases.

Limited Data Circumstance

Furthermore, to simulate the circumstance of limited data and inadequate clinical information during the early stages of an

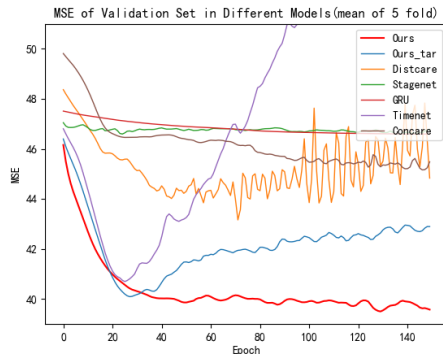


Figure 2: Comparison of the Convergence Speeds of Different Models on TJH dataset (Our model is indicated by the bold RED line)

emerging disease outbreak, we further reverse the training and testing sets of TJH and HMH dataset, making training samples fewer to evaluate performance. The results of this experiment are shown in Table 3 and Table 4.

Compared to other transfer learning baselines, our method shows improvements in most metrics on both datasets. For example, relative to Dann, Distcare, timenet and Codats, our method achieves 2.33%↓, 8.47%↓, 3.11%↓ and 12.97%↓ MSE respectively on the TJ dataset. Similarly, on the HM dataset, our method achieves 1.98%↓, 1.12%↓, 3.74%↓ and 9.83%↓ MSE.

6 Conclusion

In this paper, we propose a domain-invariant learning method to perform the outcome-specific length-of-stay prediction. In order to address the issue of feature misalignment among EMR datasets and bridges data distribution shift across these datasets, our model is trained while guided by the Teacher Model’s medical embedding behavior and supervised by the target dataset. The experimental results on several real-world EMR datasets comparing with several baseline methods show that our solution consistently outperform the baseline methods. As a result, our solution can benefit the intelligent prognosis for tackling future emerging diseases.

Acknowledgments

This work was supported by the National Natural Science Foundation of China (No.82241052, 62172011), China International Medical Foundation (Z-2017-24-2037), and China Postdoctoral Science Foundation (2021TQ0011, 2022M720237).

References

- [Alam *et al.*, 2020] Areesha Alam, Pranshi Agarwal, Jayanti Prabha, Amita Jain, Raj Kumar Kalyan, Chandrakanta Kumar, and Rashmi Kumar. Prediction rule for scrub typhus meningoencephalitis in children: emerging disease in north india. *Journal of child neurology*, 35(12):820–827, 2020.
- [Baytas *et al.*, 2017] Inci M Baytas, Cao Xiao, Xi Zhang, Fei Wang, Anil K Jain, and Jiayu Zhou. Patient subtyping via time-aware lstm networks. In *Proceedings of the 23rd ACM SIGKDD international conference on knowledge discovery and data mining*, pages 65–74, 2017.
- [Chai and Draxler, 2014] T. Chai and R. R. Draxler. Root mean square error (rmse) or mean absolute error (mae)? – arguments against avoiding rmse in the literature. *Geoscientific Model Development*, 7(3):1247–1250, 2014.
- [Dey and Salem, 2017] Rahul Dey and Fathi M Salem. Gate-variants of gated recurrent unit (gru) neural networks. In *2017 IEEE 60th international midwest symposium on circuits and systems (MWSCAS)*, pages 1597–1600. IEEE, 2017.
- [Fawcett, 2006] Tom Fawcett. An introduction to roc analysis. *Pattern recognition letters*, 27(8):861–874, 2006.
- [Feng *et al.*, 2021] Yujie Feng, Jiangtao Wang, Yasha Wang, and Sumi Helal. Completing missing prevalence rates for multiple chronic diseases by jointly leveraging both intra- and inter-disease population health data correlations. In *Proceedings of the Web Conference 2021, WWW '21*, page 183–193, New York, NY, USA, 2021. Association for Computing Machinery.
- [Ganin and Lempitsky, 2015] Yaroslav Ganin and Victor Lempitsky. Unsupervised domain adaptation by backpropagation. In *International conference on machine learning*, pages 1180–1189. PMLR, 2015.
- [Gao *et al.*, 2019] Jingyue Gao, Xiting Wang, Yasha Wang, Zhao Yang, Junyi Gao, Jiangtao Wang, Wen Tang, and Xing Xie. Camp: Co-attention memory networks for diagnosis prediction in healthcare. In *2019 IEEE International Conference on Data Mining (ICDM)*, pages 1036–1041, 2019.
- [Gao *et al.*, 2020a] Junyi Gao, Cao Xiao, Lucas M Glass, and Jimeng Sun. Dr. agent: Clinical predictive model via mimicked second opinions. *Journal of the American Medical Informatics Association*, 27(7):1084–1091, 2020.
- [Gao *et al.*, 2020b] Junyi Gao, Cao Xiao, Yasha Wang, Wen Tang, Lucas M Glass, and Jimeng Sun. Stagenet: Stage-aware neural networks for health risk prediction. In *Proceedings of The Web Conference 2020*, pages 530–540, 2020.
- [Gao *et al.*, 2023] Junyi Gao, Yinghao Zhu, Wenqing Wang, Yasha Wang, Wen Tang, Ewen M. Harrison, and Liantao Ma. A comprehensive benchmark for covid-19 predictive modeling using electronic health records in intensive care, 2023.
- [Harutyunyan *et al.*, 2019] Hrayr Harutyunyan, Hrant Khachatryan, David C Kale, Greg Ver Steeg, and Aram Galstyan. Multitask learning and benchmarking with clinical time series data. *Scientific data*, 6(1):1–18, 2019.
- [Hospitales, 2020] HM Hospitales. Covid data save lives. <https://www.hmhospitales.com/prensa/notas-de-prensa/comunicado-covid-data-save-lives>, 2020. Accessed: 2023-09-18.
- [Huang *et al.*, 2020] Chaolin Huang, Yeming Wang, Xingwang Li, Lili Ren, Jianping Zhao, Yi Hu, Li Zhang, Guohui Fan, Jiuyang Xu, Xiaoying Gu, et al. Clinical features of patients infected with 2019 novel coronavirus in wuhan, china. *The lancet*, 395(10223):497–506, 2020.
- [Liu *et al.*, 2020] Jingyuan Liu, Yao Liu, Pan Xiang, Lin Pu, Haofeng Xiong, Chuansheng Li, Ming Zhang, Jianbo Tan, Yanli Xu, Rui Song, et al. Neutrophil-to-lymphocyte ratio predicts critical illness patients with 2019 coronavirus disease in the early stage. *Journal of translational medicine*, 18(1):1–12, 2020.
- [Lopes *et al.*, 2021] Ricardo R Lopes, Hidde Bleijendaal, Lucas A Ramos, Tom E Verstraelen, Ahmad S Amin, Arthur AM Wilde, Yigal M Pinto, Bas AJM de Mol, and Henk A Marquering. Improving electrocardiogram-based detection of rare genetic heart disease using transfer learning: An application to phospholamban p. arg14del mutation carriers. *Computers in Biology and Medicine*, 131:104262, 2021.
- [Ma *et al.*, 2018] Tengfei Ma, Cao Xiao, and Fei Wang. Health-atm: A deep architecture for multifaceted patient health record representation and risk prediction. In *SDM*, 2018.
- [Ma *et al.*, 2020a] Liantao Ma, Junyi Gao, Yasha Wang, Chaohe Zhang, Jiangtao Wang, Wenjie Ruan, Wen Tang, Xin Gao, and Xinyu Ma. Adacare: Explainable clinical health status representation learning via scale-adaptive feature extraction and recalibration. *Proceedings of the AAAI Conference on Artificial Intelligence*, 34(01):825–832, Apr. 2020.
- [Ma *et al.*, 2020b] Liantao Ma, Chaohe Zhang, Yasha Wang, Wenjie Ruan, Jiangtao Wang, Wen Tang, Xinyu Ma, Xin Gao, and Junyi Gao. Concare: Personalized clinical feature embedding via capturing the healthcare context. *Proceedings of the AAAI Conference on Artificial Intelligence*, 34(01):833–840, Apr. 2020.
- [Ma *et al.*, 2021] Liantao Ma, Xinyu Ma, Junyi Gao, Xianfeng Jiao, Zhihao Yu, Chaohe Zhang, Wenjie Ruan, Yasha Wang, Wen Tang, and Jiangtao Wang. Distilling knowledge from publicly available online emr data to emerging epidemic for prognosis. In *Proceedings of the Web Conference 2021*, pages 3558–3568, 2021.

- [Ma *et al.*, 2023] Liantao Ma, Chaohe Zhang, Junyi Gao, Xi-anfeng Jiao, Zhihao Yu, Yinghao Zhu, Tianlong Wang, Xinyu Ma, Yasha Wang, Wen Tang, Xinju Zhao, Wenjie Ruan, and Tao Wang. Mortality prediction with adaptive feature importance recalibration for peritoneal dialysis patients. *Patterns*, 4(12), 2023.
- [Malhotra *et al.*, 2017] Pankaj Malhotra, Vishnu TV, Lovekesh Vig, Puneet Agarwal, and Gautam Shroff. Timenet: Pre-trained deep recurrent neural network for time series classification. *arXiv preprint arXiv:1706.08838*, 2017.
- [Müller, 2007] Meinard Müller. Dynamic time warping. *Information retrieval for music and motion*, pages 69–84, 2007.
- [Ragab *et al.*, 2023] Mohamed Ragab, Emadeldeen Eldele, Chuan-Sheng Foo, Min Wu, Xiaoli Li, and Zhenghua Chen. Source-free domain adaptation with temporal imputation for time series data. In *29th SIGKDD Conference on Knowledge Discovery and Data Mining - Research Track*, 2023.
- [Reyna *et al.*, 2019] Matthew A Reyna, Chris Josef, Salman Seyedi, Russell Jeter, Supreeth P Shashikumar, M Brandon Westover, Ashish Sharma, Shamim Nemati, and Gari D Clifford. Early prediction of sepsis from clinical data: the physionet/computing in cardiology challenge 2019. In *2019 Computing in Cardiology (CinC)*, pages Page–1. IEEE, 2019.
- [Seah *et al.*, 2011] Chun-Wei Seah, Ivor Wai-Hung Tsang, and Yew-Soon Ong. Healing sample selection bias by source classifier selection. In *2011 IEEE 11th International Conference on Data Mining*, pages 577–586. IEEE, 2011.
- [Vaswani *et al.*, 2017] Ashish Vaswani, Noam Shazeer, Niki Parmar, Jakob Uszkoreit, Llion Jones, Aidan N Gomez, Łukasz Kaiser, and Illia Polosukhin. Attention is all you need. *Advances in neural information processing systems*, 30, 2017.
- [Wang, 2020] L Wang. C-reactive protein levels in the early stage of covid-19. *Medicine et maladies infectieuses*, 50(4):332–334, 2020.
- [Wardi *et al.*, 2021] Gabriel Wardi, Morgan Carlile, Andre Holder, Supreeth Shashikumar, Stephen R Hayden, and Shamim Nemati. Predicting progression to septic shock in the emergency department using an externally generalizable machine-learning algorithm. *Annals of emergency medicine*, 77(4):395–406, 2021.
- [Weissman *et al.*, 2020] Gary E Weissman, Andrew Crane-Droesch, Corey Chivers, ThaiBinh Luong, Asaf Hanish, Michael Z Levy, Jason Lubken, Michael Becker, Michael E Draugelis, George L Anesi, et al. Locally informed simulation to predict hospital capacity needs during the covid-19 pandemic. *Annals of internal medicine*, 173(1):21–28, 2020.
- [Wilson *et al.*, 2020] Garrett Wilson, Janardhan Rao Doppa, and Diane J Cook. Multi-source deep domain adaptation with weak supervision for time-series sensor data. In *Proceedings of the 26th ACM SIGKDD international conference on knowledge discovery & data mining*, pages 1768–1778, 2020.
- [Yan *et al.*, 2020] Li Yan, Hai-Tao Zhang, Jorge Goncalves, Yang Xiao, Maolin Wang, Yuqi Guo, Chuan Sun, Xiuchuan Tang, Liang Jing, Mingyang Zhang, et al. An interpretable mortality prediction model for covid-19 patients. *Nature machine intelligence*, 2(5):283–288, 2020.
- [Zhang *et al.*, 2022] Chaohe Zhang, Xu Chu, Liantao Ma, Yinghao Zhu, Yasha Wang, Jiangtao Wang, and Junfeng Zhao. M3care: Learning with missing modalities in multimodal healthcare data. In *Proceedings of the 28th ACM SIGKDD Conference on Knowledge Discovery and Data Mining, KDD '22*, page 2418–2428, New York, NY, USA, 2022. Association for Computing Machinery.
- [Zhu *et al.*, 2023a] Yinghao Zhu, Jingkun An, Enshen Zhou, Lu An, Junyi Gao, Hao Li, Haoran Feng, Bo Hou, Wen Tang, Chengwei Pan, and Liantao Ma. M3fair: Mitigating bias in healthcare data through multi-level and multi-sensitive-attribute reweighting method. *arXiv preprint arXiv:2306.04118*, 2023.
- [Zhu *et al.*, 2023b] Yinghao Zhu, Wenqing Wang, Junyi Gao, and Liantao Ma. Pyehr: A predictive modeling toolkit for electronic health records. <https://github.com/yhzhu99/pyehr>, 2023.
- [Zhu *et al.*, 2023c] Yinghao Zhu, Zixiang Wang, Long He, Shiyun Xie, Zixi Chen, Jingkun An, Liantao Ma, and Chengwei Pan. Leveraging prototype patient representations with feature-missing-aware calibration to mitigate ehr data sparsity, 2023.
- [Zoref-Lorenz *et al.*, 2022] Adi Zoref-Lorenz, Jun Murakami, Liron Hofstetter, Swaminathan Iyer, Ahmad S Alotaibi, Shehab Fareed Mohamed, Peter G Miller, Elad Guber, Shiri Weinstein, Joanne Yacobovich, et al. An improved index for diagnosis and mortality prediction in malignancy-associated hemophagocytic lymphohistiocytosis. *Blood, The Journal of the American Society of Hematology*, 139(7):1098–1110, 2022.

A Appendix

A.1 Statistics of Datasets Used

Dataset	Source	Target		
	PhysioNet	TJH	HMH	ESRD
#Patients	40336	361	4255	325
#Records	1552210	1704	123044	10787
#Features	34	75	99	69
#Shared Features	/	18	26	16

Table 6: Statistics of Datasets Used

A.2 Shared Features Across Source and Target Datasets

PhysioNet-TJH	PhysioNet-HMH	PhysioNet-ESRD
HCO ₃ ⁻	Heart rate	Heart rate
PH value	Pulse oximetry	Systolic BP
Urea	Temperature	Diastolic BP
Alkalinephos	Systolic BP	EtCO ₂
Calcium	Diastolic BP	Urea
Chloride	HCO ₃ ⁻	Alkalinephos
Creatinine	PH value	Calcium
Bilirubin direct	PaCO ₂	Chloride
Glucose	SaO ₂	Creatinine
Potassium	Calcium	Glucose
Bilirubin total	Chloride	Phosphate
Troponin I	Creatinine	Potassium
Hematocrit	Bilirubin direct	Hct
Hemoglobin	Glucose	Hgb
aPTT	Lactate	WBC
WBC	Magnesium	Platelets
Fibrinogen	Phosphate	/
Platelets	Potassium	/
/	Bilirubin total	/
/	Troponin I	/
/	Hct	/
/	Hgb	/
/	aPTT	/
/	WBC	/
/	Fibrinogen	/
/	Platelets	/

Table 7: Shared Features Across Source and Target Datasets

A.3 Implementation Details

Environment

We train models in this work on a server equipped with Nvidia RTX 3090 GPU and 64GB RAM. The software environment we use is CUDA 11.2, Python 3.7, PyTorch 1.12.1.

Evaluation Metrics

In our experiment, given the limitation of the amount of data, we used 5-fold Cross-Validation on the prediction task, and the results of our experiment are shown in Table 5 and Table 2. For regression tasks, *Mean Square Error(MSE)* and *Mean Absolute Error(MAE)* [Chai and Draxler, 2014] were selected as evaluation criteria. For classification tasks, the *Area Under Receiver Operating Characteristic Curve (AU-ROC)* [Fawcett, 2006] is used as evaluation criteria.

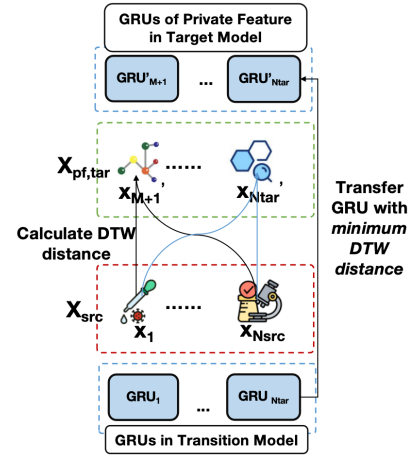


Figure 3: Transfer GRUs to Target Model Based on DTW Distance between Features

A.4 Transfer GRUs to Target Model by DTW

The strategy we used to transfer private features GRUs is shown in Figure 3

A.5 Baseline Approaches

- *GRU* [Dey and Salem, 2017] is a type of *Recurrent Neural Network (RNN)* architecture.
- *Transformer* [Vaswani et al., 2017] leverage its self-attention mechanism to enhance its ability in capturing long-range dependencies of time-series data.
- *T-LSTM* [Baytas et al., 2017] is a time-aware network which can handle irregular time intervals in longitudinal records and learn fixed-dimensional representations.
- *Concare* [Ma et al., 2020b] is a powerful deep learning method which models the static and dynamic data by embedding the features separately and using the self-attention mechanism.
- *StageNet* [Gao et al., 2020b] is a powerful deep learning method which extracts the information of different stage of diseases from the EMR and then utilize it in the risk prediction task.
- *TimeNet* [Malhotra et al., 2017] is an innovativated transfer learning method for learning features from time series data, which can maps varying length and complex time series data from different domains.
- *DistCare* [Ma et al., 2021] is a distilled transfer learning framework that uses deep learning to transfer knowledge from online EMR data to improve the prognosis of patients with new diseases.
- *Dann* [Ganin and Lempitsky, 2015] a classic domain adaptation framework, which was one of the earliest works to introduce adversarial learning frameworks into transfer learning
- *Codats* [Wilson et al., 2020] is a domain adaptation framework which based on CNN-1D for time series data using adversarial learning.