

Statistical inference of high-dimensional vector autoregressive time series with non-i.i.d. innovations

Yunyi Zhang

School of Data Science, The Chinese University of Hong Kong, Shenzhen, Guangdong, 518172, China

zhangyunyi@cuhk.edu.cn

Abstract

Independent or i.i.d. innovations is an essential assumption in the literature for analyzing a vector time series. However, this assumption is either too restrictive for a real-life time series to satisfy or is hard to verify through a hypothesis test. This paper performs statistical inference on a sparse high-dimensional vector autoregressive time series, allowing its white noise innovations to be dependent, even non-stationary. To achieve this goal, it adopts a post-selection estimator to fit the vector autoregressive model and derives the asymptotic distribution of the post-selection estimator. The innovations in the autoregressive time series are not assumed to be independent, thus making the covariance matrices of the autoregressive coefficient estimators complex and difficult to estimate. Our work develops a bootstrap algorithm to facilitate practitioners in performing statistical inference without having to engage in sophisticated calculations. Simulations and real-life data experiments reveal the validity of the proposed methods and theoretical results.

Real-life data is rarely considered to exactly satisfy an autoregressive model with independent or i.i.d. innovations, so our work should better reflect the reality compared to the literature that assumes i.i.d. innovations.

Key words: Vector autoregressive time series, Non-stationary time series, High-dimensional data, Bootstrap algorithm, Post-selection estimation.

1 Introduction

The vector autoregressive time series with order p (VAR(p)) of the form

$$\mathbf{x}^{(t)} = \sum_{j=1}^p \mathbf{A}^{(j)} \mathbf{x}^{(t-j)} + \boldsymbol{\epsilon}^{(t)}, \quad \mathbf{x}^{(t)}, \boldsymbol{\epsilon}^{(t)} \in \mathbf{R}^d, \quad \mathbf{A}^{(j)} \in \mathbf{R}^{d \times d}, \quad t \in \mathbf{Z}, \quad (1)$$

where the innovations $\boldsymbol{\epsilon}^{(t)}$ are white noises, is one of the fundamental and most important models for revealing spatial and temporal dependence in data. VAR model is always considered to be a direct generalization of the scalar autoregressive process introduced in Dimitris N. Politis and McElroy 2020. It finds wide applications in various fields, such as engineering, finance and economics, biological and environmental studies, among others. To mention a few, Messner and Pinson 2019 and Hannaford et al. 2023 adopted the VAR model for forecasting wind power as well as analyzing microbial dynamics in a wastewater treatment plant, respectively. Backus 1986, Campbell and Shiller 1988, and Coad 2010 used the VAR model to explain some economy phenomena such as fluctuations in the U.S. – Canadian exchange rate; while Y. Liu et al. 2018 and He et al. 2021 employed the vector autoregressive model to study temperature changes.

The VAR model enjoys many favourable properties. Compared to the more sophisticated models such as vector autoregressive and moving average (VARMA) time series models, state space models introduced in Reinsel 1993, and nonlinear time series models like the recurrent neural network presented in Hochreiter and Schmidhuber 1997, the VAR model has relatively few parameters to estimate. Moreover, it is easy to fit using linear regression methods or the Yule–Walker equation, as demonstrated in the work of Basu and Michailidis 2015, Han et al. 2015, L. Liu and D. Zhang 2021, J. Krampe et al. 2023, and the reference therein. Furthermore, according to Dias and Kapetanios 2018 and D. Wang et al. 2022, the VAR model does not introduce identification issues and is easy to interpret. Therefore, despite advances in time series modelling, research on VAR models continues to play an important roles in statistics literature.

Statisticians always need to impose certain technical assumptions when conducting statistical inference on vector autoregressive time series. Two major assumptions in the literature, as discussed in Brockwell and Davis 2016, 1991 and Reinsel 1993, are the “low-dimensional” assumption, which requires that the number of parameters needed to be estimated is small compared to the sample size, and the assumption that the innovations ($\boldsymbol{\epsilon}^{(t)}$ in eq.(1)) are in-

dependent and identically distributed(i.i.d.). Especially, the assumption of i.i.d. innovations ensures that the VAR time series is strictly stationary. However, these two assumptions often fail in the modern era, where the observed time series may have many dimensions, and their distributions may not be the same. To illustrate why the low-dimensional assumption fails, suppose the observed data $\mathbf{x}^{(t)} \in \mathbf{R}^{50}$. If statisticians fit the data with a VAR(3) model, then they need to estimate a total of $3 \times 50 \times 50 = 7500$ parameters, which sometimes can be even greater than the sample size.

Another issue that needs careful reconsideration is the assumption of i.i.d. innovations, which implies strict stationarity in VAR time series data(see Brockwell and Davis 1991 for an illustration). When the observed time series spans a short time period, assuming i.i.d. innovations, which renders the VAR time series strict stationary, is reasonable. However, as demonstrated by Das and Dimitris N. Politis 2021, if a time series covers a long time span, assuming that the distributions of the innovations do not evolve with time is often unrealistic.

Our work focuses on statistical inference under the setting that eq.(1) holds true with the white noise innovations $\boldsymbol{\epsilon}^{(t)}$, i.e.,

$$\mathbf{E}\boldsymbol{\epsilon}^{(t)} = \mathbf{0} \text{ and } \mathbf{E}\boldsymbol{\epsilon}^{(t_1)}\boldsymbol{\epsilon}^{(t_2)\top} = \begin{cases} \mathbf{0} & \text{if } t_1 \neq t_2 \\ \boldsymbol{\Sigma}_{\boldsymbol{\epsilon}} & \text{if } t_1 = t_2 \end{cases} .$$

However, $\boldsymbol{\epsilon}^{(t)}$ can be dependent, and the distributions of $\boldsymbol{\epsilon}^{(t)}$ may vary with respect to the time index t . Example 1 provides an illustrative example. By adopting this setting, the second-order structures of the time series, including its covariance matrix, cross – covariance matrices, autoregressive parameters, and spectral density, remain unchanged. In other words, the observed time series $\mathbf{x}^{(t)}$ is weakly stationary but not necessarily strictly stationary. Especially, as demonstrated in Example 1, the distributions of the corresponding estimators can be quite different from the i.i.d. innovation situations. Y. Zhang, Paparoditis, et al. 2023 and K. Zhu 2019 considered this problem for scalar time series, but to the best of our knowledge, we have not yet seen many discussions on vector, especially high-dimensional VAR models with non-i.i.d. innovations.

The advantages of the aforementioned setting can be viewed from two perspectives. On the one hand, according to the Wold representation presented in Reinsel 1993 and similar to the work of Kreiss, Paparoditis, and Dimitris N. Politis 2011, a wide range of nonlinear

stationary time series possesses an infinite order VAR representation with white noise (but not necessarily i.i.d.) innovations, and eq.(1) can be considered as a truncated approximation of this representation. Therefore, by allowing non-i.i.d. innovations, the applicability of eq.(1) extends beyond linear time series. On the other hand, from a practical point of view, while statisticians can test whether the innovations in a time series are white noises using tests like the Portmanteau test introduced in Xiao and Wu 2014 and Escanciano and Lobato 2009; testing for the i.i.d. nature of innovations is generally hard, even for scalar time series. Furthermore, as illustrated in example 1, the variance of the autoregressive coefficient matrix estimator may vary significantly even when time series exhibit the same second-order structures. Therefore, the assumption of i.i.d. innovations has a substantial impact on the distribution of the estimated autoregressive parameters. By allowing non-i.i.d. innovations in eq.(1), statisticians only need to test the white noise innovation assumption before fitting the VAR model, resulting in reliable statistical inference.

Example 1

Suppose the data $\mathbf{x}^{(t)} \in \mathbf{R}^5, t \in \mathbf{Z}$ satisfy the VAR(1) model $\mathbf{x}^{(t)} = \mathbf{A}\mathbf{x}^{(t-1)} + \Theta\boldsymbol{\gamma}^{(t)}$, here

$$\mathbf{A} = \begin{bmatrix} 0.6 & 0.4 & 0 & -0.4 & 0.4 \\ -0.4 & 0.6 & 0.4 & -0.4 & 0.4 \\ 0 & -0.4 & 0.6 & -0.4 & 0.4 \\ 0 & 0 & -0.4 & -0.4 & 0.4 \end{bmatrix} \text{ and } \Theta = \begin{bmatrix} 1.0 & 0.5 & 0 & 0 & 0 \\ -0.5 & 1.0 & 0.5 & 0 & 0 \\ 0 & -0.5 & 1.0 & 0.5 & 0 \\ 0 & 0 & -0.5 & 1.0 & 0.5 \end{bmatrix}$$

Consider three types of $\boldsymbol{\gamma}^{(t)}$, i.e., for $t \in \mathbf{Z}$ and $i = 1, \dots, 5$,

Independent: $\boldsymbol{\gamma}_i^{(t)} = \mathbf{e}_i^{(t)}$.

Product normal: $\boldsymbol{\gamma}_i^{(t)} = \mathbf{e}_i^{(t)} \times \mathbf{e}_i^{(t-1)} \times \mathbf{e}_i^{(t-2)}$.

Non-stationary: $\boldsymbol{\gamma}_i^{(t)} = \mathbf{e}_i^{(t)}$ for $t = 2k + 1$ and $\boldsymbol{\gamma}_i^{(t)} = \mathbf{e}_i^{(t)}\mathbf{e}_i^{(t-1)}$ for $t = 2k$.

Here $\mathbf{e}_i^{(t)}$ are i.i.d. normal random variables with mean 0 and variance 1. In this setup, all $\boldsymbol{\gamma}_i^{(t)}$ are white noises, meaning that $\mathbf{E}\boldsymbol{\gamma}_i^{(t)} = 0$; $\mathbf{E}\boldsymbol{\gamma}_i^{(t_1)}\boldsymbol{\gamma}_j^{(t_2)} = 0$ if $t_1 \neq t_2$ or $i \neq j$; and $\mathbf{E}\boldsymbol{\gamma}_i^{(t)2} = 1$. However, the product normal innovations are dependent, and the non-stationary innovations are non-stationary. Table 1 demonstrates the variance of the estimator for \mathbf{A}_{12} . The estimator remains consistent for different kinds of innovations. However, the variance of the estimator is affected when non-i.i.d. innovations are introduced.

Related literature: There have been several attempts to relax the “low-dimensional” assumption, which involves performing statistical inference on a VAR model without as-

Table 1: Estimator $\widehat{\mathbf{A}}_{12}$ for \mathbf{A}_{12} and the variance of $\widehat{\mathbf{A}}_{12}$. We use Monte-Carlo method to derive the variance of $\widehat{\mathbf{A}}_{12}$. The sample size is 10000 and the simulation times is 5000.

Innovation type	Estimate	The variance $Var(\sqrt{T}(\widehat{\mathbf{A}}_{12} - \mathbf{A}_{12}))$
Independent	0.40	0.20
Product normal	0.41	0.36
Non-stationary	0.40	0.21

suming a small number of parameters to estimate. One approach is to impose structural assumptions on the autoregressive coefficient matrix $\mathbf{A}^{(j)}$ to account for a large number of parameters. For example, statisticians may assume that $\mathbf{A}^{(j)}$ is a sparse matrix, where only a few parameters are not zero. The work of Jonas Krampe and Paparoditis 2021 made use of this setting to derive consistent estimators and performed valid statistical inference. Once the sparsity assumption is adopted, statisticians can leverage the power of Lasso, as introduced by Tibshirani 1996 and Zhao and Yu 2006, to recover the underlying sparsity pattern of $\mathbf{A}^{(j)}$ and obtain a satisfactory estimator. Readers can refer to Basu and Michailidis 2015, Kock and Callot 2015, Wong et al. 2020, Jonas Krampe, Kreiss, et al. 2021, and Masini et al. 2022 for a detailed introduction to Lasso estimation. Apart from Lasso, Cai et al. 2011 proposed a method to estimate the precision matrix of high-dimensional data, and Han et al. 2015 utilized this method along with the penalized Yule-Walker equation to estimate $\mathbf{A}^{(j)}$. L. Liu and D. Zhang 2021 developed a debiased estimator based on a convex loss function. Jonas Krampe, Kreiss, et al. 2021 derived the asymptotic distribution of the desparsified Lasso estimator and developed a bootstrap algorithm to assist statistical inference, allowing statisticians to conduct statistical inference without resorting to complex calculations. We also refer the readers to McMurry and Dimitris N. Politis 2010, Jentsch and Dimitris N. Politis 2015, and Jonas Krampe, Kreiss, et al. 2021 regarding bootstrapping a high-dimensional time series.

In addition to the general sparsity assumption, statisticians have explored various specific structural assumptions when applying the VAR model to high-dimensional time series data in the literature. To mention a few examples, D. Wang et al. 2022 assumed that the coefficient matrices $\mathbf{A}^{(j)}$ have low rank and performed reduced-rank regression in estimation; Guo et al. 2016, Zheng and Cheng 2021, Lin and Michailidis 2017, and X. Zhu et al. 2017, respectively imposed the banded structure, linear restrictions, block structure, and network structure on the autoregressive coefficient matrices. J. Krampe et al. 2023 relaxed the spar-

sity assumption to the so-called “approximately sparse matrices” in statistical inference; also see Bickel and Levina 2008 for a further introduction.

In addition to relaxing the low-dimensional assumption, another research direction aims to remove the assumption of i.i.d. innovations, thus allowing for time series to be weakly stationary or non-stationary. Kreiss, Paparoditis, and Dimitris N. Politis 2011 and Fragkeskou and Paparoditis 2018 extended the validity of bootstrap-based inference to general time series. McMurry and Dimitris N. Politis 2015, Das and Dimitris N. Politis 2021, and J. Wang and Dimitris N. Politis 2021, respectively discussed prediction and autoregressive spectral estimation for general time series. Lai et al. 2005, K. Zhu 2019, and Y. Zhang, Paparoditis, et al. 2023 performed statistical inference on a scalar autoregressive model without assuming that the innovations are i.i.d. random variables. Ding and Zhou 2023 proved that a certain type of non-stationary time series can be approximated by an autoregressive model with independent innovations. When the innovations in the autoregressive model (1) are not i.i.d., the observations $\mathbf{x}^{(t)}$ become non-stationary, meaning the marginal distributions of $\mathbf{x}^{(t)}$ are not identical. Statisticians may refer to the non-stationary time series literature, such as Wu and Zhou 2011, Kreiss and Paparoditis 2015, Dahlhaus et al. 2019, Ding and Zhou 2020, Mayer et al. 2020, Das and Dimitris N. Politis 2021, and Y. Zhang, Paparoditis, et al. 2023, to analyze the time series $\mathbf{x}^{(t)}$ under this circumstance.

One recent trend in the literature tries to simultaneously address the high-dimensionality of parameters and the non-stationarity present in vector time series. Examples of such research include X. Zhang and Cheng 2018, Chang et al. 2023, and Mies and Steland 2022 for inference on sample mean; D. Zhang and Wu 2021 for covariance and spectral density estimation; Lu et al. 2023 for inference on functional-coefficient autoregressive model. However, to the best of our knowledge, most of the research focuses on the inference of first-order statistics, such as the sample mean, but does not consider statistical inference on second-order statistics, like the sample autocovariances and autoregressive coefficients. In particular, there have been few works conducted on statistical inference of autoregressive time series with white noise innovations(which are not necessarily i.i.d.). This paper aims to address this gap in the literature.

Our contribution: Our work assumes that the white noise innovations $\epsilon^{(t)}$ in eq.(1) satisfy the (m, α) -short range dependent condition proposed in Y. Zhang and Dimitris N Politis 2023 (also refer to X. Zhang and Cheng 2018), and the coefficient matrices $\mathbf{A}^{(j)}$ are

sparse matrices. Under these assumptions, it employs the post-selection ‘‘Lasso + OLS’’ estimator introduced by H. Liu and Yu 2013 to estimate $\mathbf{A}^{(j)}$ and establishes the (model-selection) consistency for the estimator. Furthermore, the paper derives the Gaussian approximation theorem for the two-stage estimator.

In the literature, such as Paparoditis 1996, the innovations in eq.(1) are assumed to be i.i.d., so the asymptotic covariance matrix of the Yule-Walker estimator depends solely on the second-order moments of the data and has a closed form. However, Y. Zhang, Paparoditis, et al. 2023 shows that this is not true when the innovations are dependent. Moreover, in the case of dependent innovations, the covariance matrix of the estimator can be too complex to have a closed-form expression, hindering statisticians from determining the width of the estimator’s confidence interval. To solve this issue, this paper generalizes the second-order wild bootstrap introduced in Y. Zhang, Paparoditis, et al. 2023 to vector time series. By employing the bootstrap algorithm, the width of the estimator’s confidence interval can be derived without the need for manual calculations.

The structure of the remaining parts: The remainder of the paper is organized as follows: Section 2 introduces the post-selection Lasso+OLS estimator for the coefficient matrices $\mathbf{A}^{(j)}$ along with the corresponding second-order wild bootstrap algorithm. Section 3 reviews the properties of (m, α) –short range dependent random variables. Section 4 presents the consistency and Gaussian approximation results for the estimator. Section 5 conducts numerical experiments to verify the finite-sample performance of the estimators. Additionally, it explores researches the mutual relations of electricity generation in ASEAN countries using the proposed methods. Section 6 makes conclusions. All proofs, technical calculations, as well as additional numerical simulation results, are postponed to the online Supplementary Material.

Notation: This paper uses the standard order notation $O(\cdot)$, $o(\cdot)$, $O_p(\cdot)$, and $o_p(\cdot)$: For two numerical sequences $a_n, b_n, n = 1, 2, \dots$, we say $a_n = O(b_n)$ if there exists a constant $C > 0$ such that $|a_n| \leq C|b_n|$ for $\forall n \in \mathbf{N}$; and $a_n = o(b_n)$ if $\lim_{n \rightarrow \infty} a_n/b_n = 0$. For two random variable sequences X_n, Y_n , we say $X_n = O_p(Y_n)$ if for any given $0 < \varepsilon < 1$, there exists a constant $C_\varepsilon > 0$ such that $Prob(|X_n| \leq C_\varepsilon|Y_n|) \geq 1 - \varepsilon$ for any n ; and $X_n = o_p(Y_n)$ if $X_n/Y_n \rightarrow_p 0$ where the latter denotes convergence in probability. Readers can refer to J. Shao 2003 for a detailed introduction. For a random variable $X \in \mathbf{R}$, define its m norm $\|X\|_m = \mathbf{E}(|X|^m)^{1/m}$, here $m \geq 1$. We use the notation \wedge and \vee to represent ‘minimum’ and

‘maximum’ respectively, i.e., $a \wedge b = \min(a, b)$ and $a \vee b = \max(a, b)$. We use C, C_0, C_1, \dots , to represent general constants. However, their value may change from line to line.

In the remaining parts of this paper, bold lowercase (Greek) letters, such as \mathbf{a} or $\boldsymbol{\omega}$, represent vectors; uppercase (Greek) letters, such as \mathbf{A} or $\boldsymbol{\Sigma}$, represent matrices. Subscripts are used to represent elements in a vector or a matrix. For example, a vector $\mathbf{a} \in \mathbf{R}^n = (\mathbf{a}_1, \dots, \mathbf{a}_n)^T$ and a matrix $\mathbf{A} \in \mathbf{R}^{m \times n} = \{\mathbf{A}_{ij}\}_{i=1, \dots, m, j=1, \dots, n}$. In addition, for a matrix $\mathbf{A} \in \mathbf{R}^{m \times n}$, define its i th row $\mathbf{A}_{i \cdot} = (\mathbf{A}_{i1}, \dots, \mathbf{A}_{in})$ and j th column $\mathbf{A}_{\cdot j} = (\mathbf{A}_{1j}, \dots, \mathbf{A}_{mj})^T$. We use the symbol “ \top ” to represent matrix transpose.

For a vector $\mathbf{a} \in \mathbf{R}^n$, define its p norm ($1 \leq p < \infty$) to be $|\mathbf{a}|_p = (\sum_{i=1}^n |\mathbf{a}_i|^p)^{1/p}$ and $|\mathbf{a}|_\infty = \max_{i=1, \dots, n} |\mathbf{a}_i|$. We also define $|\mathbf{a}|_0 = \sum_{i=1}^n \mathbf{1}_{\mathbf{a}_i \neq 0}$, i.e., the number of non-zero elements in \mathbf{a} . However, $|\cdot|_0$ is not a norm since $|c\mathbf{a}|_\infty \neq c|\mathbf{a}|_\infty$ for a number $c \neq 0$. For a matrix $\mathbf{A} \in \mathbf{R}^{n \times n}$, define its spectral norm $|\mathbf{A}|_2 = \max_{|\mathbf{a}|_2=1} |\mathbf{A}\mathbf{a}|_2$. For a matrix $\mathbf{A} \in \mathbf{R}^{n \times m}$, define its maximum row sum norm $|\mathbf{A}|_{L_1} = \max_{i=1, \dots, n} \sum_{j=1}^m |\mathbf{A}_{ij}|$ (see Horn and Johnson 2013) and its infinity norm $|\mathbf{A}|_\infty = \max_{i=1, \dots, n, j=1, \dots, m} |\mathbf{A}_{ij}|$. For a matrix $\mathbf{A} \in \mathbf{R}^{n \times n}$ and a set $\mathcal{K} = \{1 \leq k_1 < k_2 < \dots < k_s \leq n\}$, define the submatrix

$$\mathbf{A}_{\mathcal{K}} = \begin{bmatrix} \mathbf{A}_{k_1 k_1} & \mathbf{A}_{k_1 k_2} & \cdots & \mathbf{A}_{k_1 k_v} \\ \mathbf{A}_{k_2 k_1} & \mathbf{A}_{k_2 k_2} & \cdots & \mathbf{A}_{k_2 k_v} \\ \vdots & \vdots & \cdots & \vdots \\ \mathbf{A}_{k_v k_1} & \mathbf{A}_{k_v k_2} & \cdots & \mathbf{A}_{k_v k_v} \end{bmatrix},$$

i.e., the matrix formed by selecting the k_v th rows and columns in matrix \mathbf{A} where $k_v \in \mathcal{K}$.

2 Setting and methodology

Suppose the observations $\mathbf{x}^{(t)} \in \mathbf{R}^d, t = 1, \dots, T$ are stemmed from the autoregressive process (1). Following the time series literature, we call the random vector $\boldsymbol{\epsilon}^{(t)}$ “the innovations”, and suppose that the innovations are white noises, meaning that $\mathbf{E}\boldsymbol{\epsilon}^{(t)} = 0$, $\mathbf{E}\boldsymbol{\epsilon}^{(t)}\boldsymbol{\epsilon}^{(t)\top} = \boldsymbol{\Sigma}_\epsilon$, and $\mathbf{E}\boldsymbol{\epsilon}^{(t_1)}\boldsymbol{\epsilon}^{(t_2)\top} = 0$ for any $t_1 \neq t_2$. However, we do not assume independence among the innovations. This paper aims to establish a simultaneous confidence interval for the coefficient matrix $\mathbf{A}^{(j)}, j = 1, \dots, p$, or to perform the exact test

$$H_0 : \mathbf{A}^{(j)} = \mathbf{A}^{(j)\dagger} \text{ for } j = 1, \dots, p \text{ versus } H_1 : \exists j \in \{1, \dots, p\} \text{ such that } \mathbf{A}^{(j)} \neq \mathbf{A}^{(j)\dagger}.$$

Here $\mathbf{A}^{(j)\dagger}$ are given matrices, and there exists $j_0 \in \{1, \dots, p\}$ such that $\mathbf{A}^{(j_0)\dagger} \neq 0$. Define the matrices

$$\mathbf{W} = \begin{bmatrix} \mathbf{x}^{(p)\top} & \mathbf{x}^{(p-1)\top} & \dots & \mathbf{x}^{(1)\top} \\ \mathbf{x}^{(p+1)\top} & \mathbf{x}^{(p)\top} & \dots & \mathbf{x}^{(2)\top} \\ \vdots & \vdots & \dots & \vdots \\ \mathbf{x}^{(T-1)\top} & \mathbf{x}^{(T-2)\top} & \dots & \mathbf{x}^{(T-p)\top} \end{bmatrix}, \quad \mathbf{S} = \begin{bmatrix} \mathbf{A}^{(1)\top} \\ \mathbf{A}^{(2)\top} \\ \vdots \\ \mathbf{A}^{(p)\top} \end{bmatrix}$$

and the vectors

$$\mathbf{y}^{(l)} = (\mathbf{x}_l^{(p+1)}, \mathbf{x}_l^{(p+2)}, \dots, \mathbf{x}_l^{(T)})^\top, \quad \boldsymbol{\eta}^{(l)} = (\boldsymbol{\epsilon}_l^{(p+1)}, \dots, \boldsymbol{\epsilon}_l^{(T)})^\top \text{ for } l = 1, \dots, d,$$

then eq.(1) implies

$$\mathbf{y}^{(l)} = \mathbf{W}\mathbf{S}_{\cdot l} + \boldsymbol{\eta}^{(l)}, \text{ equivalently } \mathbf{y}_k^{(l)} = \sum_{j=1}^{pd} \mathbf{W}_{kj} \mathbf{S}_{jl} + \boldsymbol{\eta}_k^{(l)} \text{ for } k = 1, \dots, T-p, \quad (2)$$

which satisfies a linear model. With the help of this representation, statisticians can leverage the linear regression literature, such as the works by Fan and Li 2001, Bühlmann 2013, and C.-H. Zhang and S. S. Zhang 2014, to estimate \mathbf{S} . However, many linear regression methods, along with the debiased techniques, rely on inverting the (adjusted) hat matrix $\mathbf{W}^\top \mathbf{W}$, and require that the (inversion of the) hat matrix follows certain sparse constraints, which is unrealistic and hard for a VAR model to satisfy.

Our work employs a post-selection Lasso + OLS (referred to as post-selection) estimator to avoid directly inverting the singular hat matrix. Following the method introduced by H. Liu and Yu 2013, the post-selection estimator uses Lasso to select the indices ordinate corresponding to non-zero elements in each column $\mathbf{S}_{\cdot l}$; then it fits $\mathbf{y}^{(l)}$ on the selected indices through least-square estimation. The sparsity assumption ensures that only a few indices $\tilde{\mathcal{B}}_l$ in each column $\mathbf{S}_{\cdot l}$ are selected. After selection, statisticians can invert the sub-matrix $(\frac{1}{T} \mathbf{W}^\top \mathbf{W})_{\tilde{\mathcal{B}}_l}$ to calculate the least-square estimator. Since the number of non-zero indices in $\mathbf{S}_{\cdot l}$ is very small compared to the sample size T , the sub-matrix $(\frac{1}{T} \mathbf{W}^\top \mathbf{W})_{\tilde{\mathcal{B}}_l}$ is always invertible, ensuring that the post-selection estimator is well-defined.

The post-selection estimation follows a two-step procedure. In the first step, we define

the Lasso estimator $\tilde{\mathbf{S}}$ whose columns satisfy

$$\tilde{\mathbf{S}}_{\cdot l} = \underset{\mathbf{s} \in \mathbf{R}^{pd}}{\operatorname{argmin}} \frac{1}{2T} \|\mathbf{y}^{(l)} - \mathbf{W}\mathbf{s}\|_2^2 + \lambda \|\mathbf{s}\|_1. \quad (3)$$

Our work uses the same λ for different l in eq.(3) for simplicity and to avoid tuning too many parameters. However, this constraint is unnecessary. Statisticians may choose different λ for different l when performing Lasso.

Calculating the Lasso estimator relies on numerical optimization algorithms, and the computation errors inherent in these algorithms always leave $\tilde{\mathbf{S}}_{\cdot l}$ to have few exactly 0 elements in spite of the sparsity assumption. We demonstrate this in Table 3. To maintain sparsity in the estimator, we introduce a threshold b_T and select the elements in $\tilde{\mathbf{S}}_{\cdot l}$ whose absolute values are greater than b_T , forming the following sets

$$\tilde{\mathcal{B}}_l = \left\{ j = 1, \dots, pd : |\tilde{\mathbf{S}}_{jl}| > b_T \right\}. \quad (4)$$

Before moving to the second step, we present the partial inverse operator $\mathcal{F}(\cdot)$, whose mathematical properties will be explored in the online supplement.

Definition 1 (Partial inverse operator $\mathcal{F}(\cdot)$)

Suppose a matrix $\mathbf{A} \in \mathbf{R}^{d \times d}$ and a set $\mathcal{B} = \{1 \leq k_1 < k_2 < \dots < k_v \leq d\}$, do the following operations:

- i. Choose the $k_s, s = 1, \dots, v$ th row and column of \mathbf{A} and form a new matrix $\mathbf{A}_{\mathcal{B}}$.
- ii. Calculate the Moore - Penrose pseudo-inverse matrix of $\mathbf{A}_{\mathcal{B}}$, and denote the matrix by \mathbf{Z} .
- iii. Define the matrix $\mathcal{F}_{\mathcal{B}}(\mathbf{A})$ as follows:

$$\mathcal{F}_{\mathcal{B}}(\mathbf{A}) = \mathbf{C} \in \mathbf{R}^{d \times d}, \text{ here } \mathbf{C}_{ij} = \begin{cases} \mathbf{Z}_{st} & \text{if } i = k_s \text{ and } j = k_t \\ 0 & \text{otherwise} \end{cases}. \quad (5)$$

As demonstrated in the online supplement, the operator $\mathcal{F}(\cdot)$ satisfies $\mathcal{F}_{\mathcal{B}}(\mathbf{A})\mathbf{A}\boldsymbol{\beta} = \boldsymbol{\beta}$ if $\beta_i = 0$ for all $i \notin \mathcal{B}$. This property explains the reason for calling $\mathcal{F}(\cdot)$ “the partial inverse operator”, as $\mathcal{F}_{\mathcal{B}}(\mathbf{A})$ behaves the same as an inverse matrix when acting on the sparse vector $\boldsymbol{\beta}$.

With the help of the partial inverse operator, we can present the post-selection inference estimator $\widehat{\mathbf{S}}$, which is demonstrated as follows:

$$\widehat{\mathbf{S}}_{\cdot l} = \mathcal{F}_{\widehat{\mathbf{B}}_l} \left(\frac{1}{T} \mathbf{W}^\top \mathbf{W} \right) \frac{1}{T} \mathbf{W}^\top \mathbf{y}^{(l)}, \text{ here } l = 1, \dots, d. \quad (6)$$

Clearly, by replacing $\mathcal{F}_{\widehat{\mathbf{B}}_l} \left(\frac{1}{T} \mathbf{W}^\top \mathbf{W} \right)$ with the inverse matrix $\left(\frac{1}{T} \mathbf{W}^\top \mathbf{W} \right)^{-1}$, eq.(6) becomes the usual least-square estimator. However, the number of parameters in eq.(2) may exceed the sample size, causing the matrix $\mathbf{W}^\top \mathbf{W}$ to be non-invertible. Therefore, we need the partial inverse operator to make the estimator well-defined. From the definition of \mathbf{S} , we have the estimator for the coefficient matrix

$$\left[\widehat{\mathbf{A}}^{(1)} \quad \widehat{\mathbf{A}}^{(2)} \quad \dots \quad \widehat{\mathbf{A}}^{(p)} \right] = \widehat{\mathbf{S}}^\top, \text{ specifically } \widehat{\mathbf{A}}_{ij}^{(k)} = \widehat{\mathbf{S}}_{i((k-1) \times d + j)}^\top = \widehat{\mathbf{S}}_{((k-1) \times d + j)i}. \quad (7)$$

Bootstrap-assisted confidence interval & hypothesis testing: Originating from Efron 1979, the bootstrap algorithm has become a prevalent tool for dealing with estimators with hard-to-calculate variances. The seminal work by Dimitris N. Politis and Romano 1992, 1994, among others, demonstrated the effectiveness of bootstrap algorithms in analyzing time series. Statisticians have developed variants of bootstrap algorithms to analyze different kinds of time series and estimators. Examples include Bühlmann 1997 and Jentsch and Dimitris N. Politis 2015 for linear process; Meyer, Paparoditis, et al. 2020 for spectral statistics; Kreiss and Paparoditis 2015 for locally stationary time series. X. Shao 2010 introduced the dependent wild bootstrap for stationary time series, which was later found to be useful in dealing with non-stationary time series as well, see the work of Y. Zhang and Dimitris N Politis 2023 and Y. Zhang, Paparoditis, et al. 2023 for a further illustration.

A key challenge in the analysis of VAR time series is the presence of complicated spatial and temporal correlations. Those correlations are conveyed to the estimators of the time series, which lead to complex variance and covariance structures in the estimators. As demonstrated by J. Krampe et al. 2023, even when the innovations are i.i.d., the autoregressive coefficient estimator still exhibits complex covariance structures. Moreover, our work does not require the innovations to be independent and strictly stationary. Consequently, the covariance matrix of the post-selection estimator not only relies on the innovations' covariance matrix Σ_ϵ , but also depends on their fourth-order cumulants; and the cumulants of $\epsilon^{(t)}$ may vary significantly for different t . Confronted with this issue, our work leverages

the power of bootstrap algorithm and develops a bootstrap algorithm, called “second-order wild bootstrap”, that facilitates statisticians in analyzing the VAR time series. The detailed procedure of the second - order wild bootstrap is presented in Algorithm 1.

Algorithm 1 (Second-order wild bootstrap)

Input: Observations $\mathbf{x}^{(t)} \in \mathbf{R}^d, t = 1, \dots, T$ stemmed from eq.(1); the Lasso parameter λ ; the threshold b_T ; the kernel bandwidth k_T ; and a kernel function $K(\cdot)$; the nominal coverage probability $1 - \alpha$; the number of bootstrap replicates B .

Additional input for exact test: the expected parameter matrices $\mathbf{A}^{(j)\dagger}, j = 1, \dots, p$.

1. Derive the Lasso estimator $\tilde{\mathbf{S}}$ as in eq.(3), the set $\tilde{\mathcal{B}}_l$, the post-selection estimator $\hat{\mathbf{S}}$ as in eq.(6), and the estimator $\hat{\mathbf{A}}_{ij}^{(k)}$ as in eq.(7). After that, concatenate $\mathbf{x}^{(t)}$ into

$$\mathbf{z}^{(t)} = (\mathbf{x}^{(t)\top}, \mathbf{x}^{(t-1)\top}, \dots, \mathbf{x}^{(t-p+1)\top})^\top \text{ for } t = p, p+1, \dots, T \quad (8)$$

2. Define the matrix $\hat{\Sigma}^{(1)}$ and $\hat{\mathbf{S}}^\dagger$ as follows

$$\hat{\Sigma}^{(1)} = \frac{1}{T} \mathbf{W}^\top \begin{bmatrix} \mathbf{z}^{(p+1)\top} \\ \mathbf{z}^{(p+2)\top} \\ \vdots \\ \mathbf{z}^{(T)\top} \end{bmatrix}, \quad \hat{\mathbf{S}}^\dagger = \begin{bmatrix} \hat{\mathbf{S}} & \mathbf{I}_d & 0 & 0 & \cdots & 0 \\ 0 & \mathbf{I}_d & 0 & \cdots & 0 & \\ 0 & 0 & \mathbf{I}_d & \cdots & 0 & \\ \vdots & \vdots & \vdots & \cdots & \vdots & \\ 0 & 0 & 0 & \cdots & \mathbf{I}_d & \\ 0 & 0 & 0 & \cdots & 0 & \end{bmatrix},$$

here \mathbf{I}_d are $d \times d$ identity matrix. After that, calculate the lag 1 second-order residuals

$$\hat{\Theta}^{(t)} = \mathbf{z}^{(t)} \mathbf{z}^{(t+1)\top} - \mathbf{z}^{(t)} \mathbf{z}^{(t)\top} \hat{\mathbf{S}}^\dagger \text{ for } t = p, \dots, T-1.$$

3. Generate joint normal random variables $e^{(t)}, t = 1, \dots, T$ such that $\mathbf{E}e^{(t)} = 0$ and $\mathbf{E}e^{(t_1)} e^{(t_2)} = K\left(\frac{t_1 - t_2}{k_T}\right)$. After that, calculate the resampled covariance matrix

$$\hat{\Sigma}^{(1)*} = \hat{\Sigma}^{(1)} + \frac{1}{T} \sum_{t=p}^{T-1} \hat{\Theta}^{(t)} \times e^{(t)}.$$

4. Derive the bootstrapped estimator $\hat{\mathbf{S}}^*$ and the bootstrapped estimation root as follows:

$$\hat{\mathbf{S}}_{.l}^* = \mathcal{F}_{\tilde{\mathcal{B}}_l} \left(\frac{1}{T} \mathbf{W}^\top \mathbf{W} \right) \hat{\Sigma}_{.l}^{(1)*} \text{ and } \mathbf{\Delta}_{.l}^* = \sqrt{T} (\hat{\mathbf{S}}_{.l}^* - \hat{\mathbf{S}}_{.l}),$$

here $i \in \tilde{B}_l$, $l = 1, \dots, d$. Then Calculate

$$\psi_b^* = \max_{l=1, \dots, d, i=1, \dots, p_d} |\Delta_{il}^*|.$$

5. Repeat step 3 - 4 for $b = 1, \dots, B$. After that, calculate the $1 - \alpha$ sample quantile, i.e., sort ψ_b^* into $\psi_{(1)}^* \leq \psi_{(2)}^* \leq \dots \leq \psi_{(B)}^*$, then

$$C_{1-\alpha}^* = \psi_{(k)}^* \text{ such that } k = \min\{s = 1, \dots, B : \frac{s}{B} \geq 1 - \alpha\}.$$

6.a (Constructing simultaneous confidence interval) The $1 - \alpha$ simultaneous confidence interval for $\mathbf{A}^{(l)}$, $l = 1, \dots, p$ is given by the inequality

$$|\mathbf{A}_{ij}^{(l)} - \hat{\mathbf{A}}_{ij}^{(l)}| \leq \frac{C_{1-\alpha}^*}{\sqrt{T}}$$

6.b (Performing exact test) Reject the null hypothesis if

$$\max_{l=1, \dots, p, i, j=1, \dots, d} \sqrt{T} |\hat{\mathbf{A}}_{ij}^{(l)} - \mathbf{A}_{ij}^{(l)\dagger}| > C_{1-\alpha}^*$$

Remark 1 (Why we do not use studentization)

A common way for constructing simultaneous confidence intervals, as demonstrated by Cao et al. 2018, is through “studentization”, which incorporates the estimated standard deviations in the confidence interval construction. However, the studentization is not well-suited for the post-selection estimator. To illustrate this, notice that the post-selection estimator only selects a few indices for least-square estimation and estimates the other parameters to be 0, which results in a 0 standard deviation and consequently a studentized confidence interval with width 0. However, the model selector, which in our work is chosen to be the Lasso, cannot guarantee the identification of all non-zero parameters in the underlying model for a given data set. Furthermore, if the model selector considers a parameter $\mathbf{A}_{ij}^{(l)}$ to be 0 and truncates it while it is, in fact, not 0, then the real $\mathbf{A}_{ij}^{(l)}$ cannot be encompassed by the studentized confidence interval, which is unsatisfactory.

On the contrary, the confidence interval in algorithm 1 has positive widths for all parameters $\mathbf{A}_{ij}^{(l)}$. Despite the fact that the model selector may not be able to identify all non-zero parameters, the positive widths in the confidence interval still allows it to encompass the non-zero parameters that were incorrectly truncated by the model selector. Therefore, the

confidence interval in algorithm 1 exhibits greater robustness to model misspecification compared to the studentized confidence intervals.

To illustrate how the second-order wild bootstrap algorithm generates correct simultaneous confidence intervals, we define the conditional expectation $\mathbf{E}^* \cdot = \mathbf{E} \cdot | \mathbf{x}^{(t)}, t = 1, \dots, T$, often referred to as “the expectation in the bootstrap world”. Suppose $\tilde{\mathcal{B}}_l = \mathcal{B}_l$, then the conditional covariances of $\Delta_{j_l}^*$ is

$$\begin{aligned} \mathbf{E}^* \Delta_{j_1 l_1}^* \Delta_{j_2 l_2}^* &= \frac{1}{T} \sum_{q_1=1}^{pd} \sum_{q_2=1}^{pd} \sum_{t_1=p}^{T-1} \sum_{t_2=p}^{T-1} \mathcal{F}_{\mathcal{B}_{l_1}}(\widehat{\Sigma}^{(0)})_{j_1 q_1} \mathcal{F}_{\mathcal{B}_{l_2}}(\widehat{\Sigma}^{(0)})_{j_2 q_2} \\ &\quad \times \widehat{\Theta}_{q_1 l_1}^{(t_1)} \widehat{\Theta}_{q_2 l_2}^{(t_2)} K\left(\frac{t_1 - t_2}{k_T}\right) \end{aligned} \quad (9)$$

if $j_1 \in \mathcal{B}_{l_1}$ and $j_2 \in \mathcal{B}_{l_2}$ and 0 otherwise. As demonstrated in the online supplement, the above formula converges in probability to the covariances of the estimation root $\sqrt{T}|\widehat{\mathbf{A}}_{ij}^{(l)} - \mathbf{A}_{ij}^{(l)}|$. Therefore, the bootstrap algorithm 1 implicitly assists statisticians in estimating the covariance structure of the estimation root. In addition, Theorem 3 in Section 4 shows that the estimation root converges in distribution to the maximum of joint normal random variables with specific covariances. However, unlike the classical T-test or F-test, statisticians do not have a quantile table for the maximum of joint normal random variables. Confronted with such circumstance, the Monte-Carlo methods, including bootstrap algorithms, which calculate the quantiles through simulations, always provide viable solutions.

The kernel function $K(\cdot)$ in Algorithm 1 needs to satisfy Definition 3. A simple example of a satisfactory kernel function is $\sqrt{2\pi}$ times the standard normal density, i.e., $K(x) = \exp(-\frac{x^2}{2})$.

3 (m, α) –short range dependent random variables

This section sets up constraints on the form of dependent and non-stationary time series for discussion in our work. Suppose $e_t, t \in \mathbf{Z}$ are independent (but not necessarily identically distributed) random variables, and random vectors $\boldsymbol{\epsilon}^{(t)} = (\boldsymbol{\epsilon}_1^{(t)}, \dots, \boldsymbol{\epsilon}_d^{(t)})^\top \in \mathbf{R}^d$ satisfy

$$\boldsymbol{\epsilon}_i^{(t)} = g_i^{(t,T)}(\dots, e_{t-2}, e_{t-1}, e_t), \text{ here } i = 1, 2, \dots, d \text{ and } t \in \mathbf{Z}. \quad (10)$$

The function $g_i^{(t,T)}$ in eq.(10) is a measurable function for each i . The superscript t and T indicate that the function $g^{(\cdot,\cdot)}$ can vary with respect to the time label t and the number of observations T . Since the marginal and joint distribution of $\epsilon_i^{(t)}$ depend on the function $g_i^{(t,T)}$, the different choices of the function $g_i^{(t,T)}$ allows for the presence of non-stationarity. Y. Zhang and Dimitris N Politis 2023 introduced a form of non-stationary random variables named “ (m, α) –short range dependent random variables. Building on this concept, Y. Zhang, Paparoditis, et al. 2023 further extended their results to perform statistical inference on second-order statistics of scalar non-stationary time series. X. Zhang and Cheng 2018, Wu and Zhou 2011, and D. Zhang and Wu 2021 utilized similar non-stationarity assumptions in their work, but they did not focus on performing statistical inference on second-order statistics of non-stationary time series. Our work also adopts the framework introduced by Y. Zhang and Dimitris N Politis 2023 to model high-dimensional time series.

Remark 2

Discussion of the form (10) dates back to Wiener’s conjecture, which was later proven to be false by Rosenblatt 2009. Wu 2005 introduced the physical dependence measure for this form, which served as a useful tool for analyzing nonlinear time series. Applications of this form include the works of X. Shao and Wu 2007, Paparoditis and Dimitris N. Politis 2012, and Xiao and Wu 2014. Recent research tends to extend the form (10) to more complex settings; readers can refer to the work of Zhou 2015 and X. Zhang and Cheng 2018 for examples.

Define e_t^\dagger as independent random variables such that $e_{t_1}^\dagger$ is independent of e_{t_2} for any $t_1, t_2 \in \mathbf{Z}$; and e_t^\dagger has the same distribution as e_t . For any $j = 0, 1, 2, \dots$, define the random variables

$$\epsilon_i^{(t,j)} = \begin{cases} g_i^{(t,T)}(\dots, e_{t-j-2}, e_{t-j-1}, e_{t-j}^\dagger, e_{t-j+1} \dots, e_{t-1}, e_t) & \text{if } j \geq 0 \\ \epsilon_i^{(t)} & \text{if } j < 0 \end{cases} \quad (11)$$

Then define the term

$$\delta_i^{(t,j)} = \|\epsilon_i^{(t)} - \epsilon_i^{(t,j)}\|_m \text{ and } \delta^{(j)} = \sup_{i=1, \dots, d, t \in \mathbf{Z}} \delta_i^{(t,j)}$$

Clearly, $\delta_i^{(t,j)} = \delta^{(j)} = 0$ if $j < 0$. With a slight abuse of notation, we omit m here since it remains unchanged. With these notations, we can define the (m, α) –short range dependent random variables.

Definition 2 ((m, α) –short range dependent random variables)

Suppose $\epsilon^{(t)} \in \mathbf{R}^d, t \in \mathbf{Z}$ are random vectors satisfying

1. $\mathbf{E}\epsilon^{(t)} = 0$ for $t \in \mathbf{Z}$,
2. $\sup_{t \in \mathbf{Z}, i=1, \dots, d} \|\epsilon_i^{(t)}\|_m = O(1)$,
3. $\sup_{k=0, 1, \dots, (1+k)^\alpha \sum_{j=k}^\infty \delta^{(j)} = O(1)}$.

Then we call $\epsilon^{(t)}$ the (m, α) –short range dependent random variables. Here the constants $m, \alpha > 1$.

Remark 3

In their work, X. Zhang and Cheng 2018 considered similar settings, where $\delta^{(j)}$ was assumed to have exponential decay with respect to j . However, they only considered the sample mean of vector time series and did not estimate the covariance matrices of the estimators. Our work, on the other hand, focuses on estimating the autoregressive coefficient matrix, which is a second-order statistics with variances dependent on the fourth-order cumulants of the time series. Moreover, we provides statisticians with a consistent estimation procedure for the covariance matrices of the autoregressive coefficient matrix, which helps them establish simultaneous confidence intervals.

Definition 2 is quite inclusive and covers various frequently-used vector time series models, including non-stationary linear processes, random coefficient autoregressive process, among others. Readers can access X. Zhang and Cheng 2018 for more examples.

The first lemma involves arithmetic operations on (m, α) –short range dependent random variables.

Lemma 1

Suppose $\epsilon^{(t)} \in \mathbf{R}^d, t \in \mathbf{Z}$ are (m, α) –short range dependent random variables with $m \geq 4$.

1. Suppose $p = O(1)$ is an integer. Define $\eta^{(t)} = (\epsilon^{(t)\top}, \epsilon^{(t-1)\top}, \dots, \epsilon^{(t-p+1)\top})^\top \in \mathbf{R}^{pd}$, here $t \in \mathbf{Z}$. Then $\eta^{(t)}$ are (m, α) –short range dependent random variables.

2. Define $\gamma^{(t)}, \zeta^{(t)} \in \mathbf{R}^{d^2}$ such that

$$\gamma_{(i-1) \times d+j}^{(t)} = \epsilon_i^{(t)} \epsilon_j^{(t)} - \mathbf{E}\epsilon_i^{(t)} \epsilon_j^{(t)} \text{ and } \zeta_{(i-1) \times d+j}^{(t)} = \epsilon_i^{(t-1)} \epsilon_j^{(t)} - \mathbf{E}\epsilon_i^{(t-1)} \epsilon_j^{(t)}$$

then $\gamma^{(t)}$ and $\zeta^{(t)}$ are $(m/2, \alpha)$ –short range dependent random variables.

3. Suppose the matrix $\mathbf{L} \in \mathbf{R}^{c \times d}$ satisfies $|\mathbf{L}|_{L_1} = O(1)$, then the vector $\mathbf{L}\epsilon^{(t)}$ are (m, α) –short range dependent random variables.

4. Suppose the matrix $\mathbf{L} \in \mathbf{R}^{d \times d}$ satisfies $|\mathbf{L}|_2 \leq \rho < 1$ (which is the stability condition in Reinsel 1993) and $\rho^2 \max_{i=1, \dots, d} |\mathbf{L}_{i \cdot}|_0 < 1$. In addition, suppose $\boldsymbol{\epsilon}^{(t)}$ are white noise, i.e.,

$$\mathbf{E}\boldsymbol{\epsilon}^{(t)} = 0 \text{ and } \mathbf{E}\boldsymbol{\epsilon}^{(t_1)}\boldsymbol{\epsilon}^{(t_2)T} = \begin{cases} 0 & \text{if } t_1 \neq t_2 \\ \boldsymbol{\Sigma}_\epsilon & \text{if } t_1 = t_2 \end{cases}$$

Define the weak stationary VAR(1) process as follows:

$$\boldsymbol{\beta}^{(t)} = \mathbf{L}\boldsymbol{\beta}^{(t-1)} + \boldsymbol{\epsilon}^{(t)}$$

then $\boldsymbol{\beta}^{(t)}$ are (m, α) -short range dependent random variables.

Remark 4

The condition that $|\mathbf{L}|_2 \leq \rho < 1$ in lemma 1 is common in the multivariate time series literature, such as D. Zhang and Wu 2021. Especially, according to section 2.2 in Reinsel 1993, $\boldsymbol{\beta}^{(t)}$ has a moving average representation

$$\boldsymbol{\beta}^{(t)} = \boldsymbol{\epsilon}^{(t)} + \sum_{k=1}^{\infty} \mathbf{L}^k \boldsymbol{\epsilon}^{(t-k)},$$

so this condition is a must for $\boldsymbol{\beta}^{(t)}$ to have a stationary covariance structure.

The remaining parts of this section involve deriving the consistency result, the Gaussian approximation theorem, and the covariances estimation for the (m, α) -short range dependent random variables. Gaussian approximation, as presented in Chernozhukov et al. 2013, D. Zhang and Wu 2017, Chernozhukov et al. 2022, Chang et al. 2023, among others, is a useful technique for analyzing high dimensional data. Before presenting our work, we introduce the definition of a kernel function, which will be used to construct spatial and temporal covariances estimators in Theorem 1.

Definition 3 (Kernel function)

Suppose function $K(\cdot) : \mathbf{R} \rightarrow [0, \infty)$ is symmetric, continuously differentiable, $K(0) = 1$, $\int_{\mathbf{R}} K(x)dx < \infty$, and $K(x)$ is decreasing on $[0, \infty)$. Besides, define the Fourier transform $\mathcal{F}K(x) = \int_{\mathbf{R}} K(t) \exp(-2\pi i \times tx)dt$, here $i = \sqrt{-1}$. Assume $\mathcal{F}K(x) \geq 0$ for all $x \in \mathbf{R}$ and $\int_{\mathbf{R}} \mathcal{F}K(x)dx < \infty$. We call K the kernel function.

Theorem 1

Suppose $\boldsymbol{\epsilon}^{(t)} \in \mathbf{R}^d, t \in \mathbf{Z}$ are (m, α) -short range dependent random variables with $m > 4, \alpha > 1$, and $d = O(T^{\alpha_d})$, here $0 \leq \alpha_d < \frac{m\alpha}{1+12\alpha}$.

1. Define the matrix

$$\mathbf{\Pi} = \{\boldsymbol{\epsilon}_i^{(j)}\}_{i=1, \dots, d, j=1, \dots, T} \in \mathbf{R}^{d \times T} \text{ and } \mathbf{\Pi}^{(s)} = \{\boldsymbol{\epsilon}_i^{(j)} - \mathbf{E}\boldsymbol{\epsilon}_i^{(j)} | \mathcal{F}^{(t,s)}\}_{i=1, \dots, d, j=1, \dots, T},$$

then here exists a constant $C > 0$ such that for any vector $\mathbf{b} \in \mathbf{R}^T$,

$$\|\mathbf{\Pi}\mathbf{b}\|_\infty \|\mathbf{b}\|_m \leq Cd^{1/m} \times \|\mathbf{b}\|_2 \text{ and } \|\mathbf{\Pi}^{(s)}\mathbf{b}\|_\infty \|\mathbf{b}\|_m \leq Cd^{1/m} \times \|\mathbf{b}\|_2 \times (1+s)^{-\alpha}. \quad (12)$$

Here $\mathcal{F}^{(t,s)}$ is the σ -field generated by $e_t, e_{t-1}, \dots, e_{t-s}$.

2. Define the sample mean $\bar{\boldsymbol{\epsilon}} = \frac{1}{T} \sum_{t=1}^T \boldsymbol{\epsilon}^{(t)}$. Suppose \exists a constant $c > 0$ such that

$$\text{Var}(\sqrt{T}\bar{\boldsymbol{\epsilon}}_i) \geq c \text{ for } i = 1, \dots, d,$$

then we have

$$\sup_{x \in \mathbf{R}} |\text{Prob}(|\sqrt{T}\bar{\boldsymbol{\epsilon}}|_\infty \leq x) - \text{Prob}(|\boldsymbol{\xi}|_\infty \leq x)| = o(1), \quad (13)$$

here $\boldsymbol{\xi} \in \mathbf{R}^d$ have joint normal distribution such that $\mathbf{E}\boldsymbol{\xi} = 0$ and $\text{Cov}(\boldsymbol{\xi}_i, \boldsymbol{\xi}_j) = T \times \text{Cov}(\bar{\boldsymbol{\epsilon}}_i, \bar{\boldsymbol{\epsilon}}_j)$.

3. Suppose $K(\cdot)$ is a kernel function as in definition 3, and the bandwidth k_T satisfies $k_T \rightarrow \infty$ and $T^{\frac{4\alpha_d}{m} - \frac{1}{2}} \times k_T \rightarrow 0$ as $T \rightarrow \infty$. Then

$$\begin{aligned} \max_{i,j=1, \dots, d} \left| \frac{1}{T} \sum_{t_1=1}^T \sum_{t_2=1}^T K\left(\frac{t_1 - t_2}{k_T}\right) \boldsymbol{\epsilon}_i^{(t_1)} \boldsymbol{\epsilon}_j^{(t_2)} - T \times \text{Cov}(\bar{\boldsymbol{\epsilon}}_i, \bar{\boldsymbol{\epsilon}}_j) \right| \\ = O_p\left(v_T + T^{\frac{4\alpha_d}{m} - \frac{1}{2}} \times k_T\right), \end{aligned} \quad (14)$$

here

$$v_T = \begin{cases} k_T^{1-\alpha}, & \text{if } 1 < \alpha < 2 \\ \log(k_T)/k_T, & \text{if } \alpha = 2 \\ 1/k_T, & \text{if } \alpha > 2 \end{cases}.$$

Remark 5

In particular, $\sqrt{\text{Var}(\bar{\epsilon}_i)} = \|\bar{\epsilon}_i\|_2 \leq \|\bar{\epsilon}_i\|_m \leq \frac{C}{\sqrt{T}}$. From theorem 1, suppose $t_1 > t_2$, then

$$\begin{aligned} |\text{Cov}(\epsilon_i^{(t_1)}, \epsilon_j^{(t_2)})| &= |\mathbf{E}\epsilon_j^{(t_2)} \times (\epsilon_i^{(t_1)} - \mathbf{E}\epsilon_i^{(t_1)} | \mathcal{F}^{(t_1, t_1-t_2-1)})| \\ &\leq C \|\epsilon_i^{(t_1)} - \mathbf{E}\epsilon_i^{(t_1)} | \mathcal{F}^{(t_1, t_1-t_2-1)}\|_m \\ &\leq C_1(1 + |t_1 - t_2|)^{-\alpha}, \end{aligned} \quad (15)$$

so the covariances of random variables in Definition 2 should exhibit a polynomial decay with respect to the time lag between two random variables. This observation partially explains why we call definition 2 as “short range dependence,” meaning that covariances between $\epsilon^{(t)}$ and $\epsilon^{(t-k)}$ cannot be too large for large k .

4 Asymptotic results

This section adopts the notion of (m, α) –short range dependence to analyze the VAR model with non-i.i.d. innovations, which allows for the absence of strict stationarity in the time series. In the literature, i.i.d. innovation is always a necessary condition for the validity of the estimation and statistical inference of VAR time series due to the fact that there are few satisfactory tools to describe the non-stationarity in time series. With the help of the (m, α) –short range dependence notion, statisticians are now able to derive the asymptotic distribution of the estimator $\hat{\mathbf{A}}^{(l)}$ and prove the validity of the bootstrap algorithm 1 even when the underlying process $\mathbf{x}^{(t)}$ is only weakly stationary but not strictly stationary. Readers can refer to Brockwell and Davis 1991 for the difference between weak and strict stationarity. We first present some technical assumptions:

Assumptions:

1. Observations $\mathbf{x}^{(t)} \in \mathbf{R}^d, t = 1, \dots, T$ are stemmed from a vector autoregressive process, i.e., eq.(1). Besides, $\mathbf{x}^{(t)}, t \in \mathbf{Z}$ are (m, α) –short range dependent random variables with $m > 8, \alpha > 1$ are two constants. Suppose $p = O(1), d = O(T^{\alpha d})$, and $0 \leq \alpha_d < \frac{m\alpha}{2+24\alpha}$ is a constant.

2. Suppose the Lasso parameter $\lambda = c \times T^{-\alpha_\lambda}$, here c, α_λ are two constants with $0 < \alpha_\lambda < \frac{1}{2} - \frac{4\alpha_d}{m}$ and $c > 0$. The threshold b_T satisfies $b_T \rightarrow 0$ and $\frac{b_T}{\lambda} \rightarrow \infty$ as $T \rightarrow \infty$. Define the set

$$\mathcal{B}_l = \{j = 1, \dots, pd : S_{jl} \neq 0\}.$$

Assume that $\max_{l=1,\dots,d} |\mathcal{B}_l| = O(1)$ and $\max_{l=1,\dots,d} |\mathcal{B}_l| > 0$. In addition assume $\min_{l=1,\dots,d, j \in \mathcal{B}_l} |\mathbf{S}_{jl}| > 2b_T$. Define the $pd \times pd$ matrix

$$\mathbf{S}^\dagger = \begin{bmatrix} \mathbf{S}^\top & & & & \\ \mathbf{I}_d & 0 & \cdots & 0 & 0 \\ 0 & \mathbf{I}_d & \cdots & 0 & 0 \\ \vdots & \vdots & \cdots & \vdots & \vdots \\ 0 & 0 & \cdots & \mathbf{I}_d & 0 \end{bmatrix}^\top$$

and assume all eigenvalues of \mathbf{S}^\dagger is less than 1 in absolute value. Define the matrix $\boldsymbol{\Sigma}^{(0)} = \mathbf{E}\mathbf{z}^{(p)}\mathbf{z}^{(p)\top}$, where $\mathbf{z}^{(t)}$ is defined in eq.(8). Assume that the minimum eigenvalue of $\boldsymbol{\Sigma}^{(0)}$ is greater than a constant $c > 0$.

3. Define the matrix

$$\boldsymbol{\Lambda}^{(l_1, l_2)} = \mathcal{F}_{\mathcal{B}_{l_1}}(\boldsymbol{\Sigma}^{(0)}) \left(\frac{1}{T} \mathbf{E} \mathbf{W} \boldsymbol{\eta}^{(l_1)} \boldsymbol{\eta}^{(l_2)\top} \mathbf{W}^\top \right) \mathcal{F}_{\mathcal{B}_{l_2}}(\boldsymbol{\Sigma}^{(0)}), \text{ here } l_1, l_2 = 1, \dots, d. \quad (16)$$

Assume that there exists a constant $c > 0$ such that for sufficiently large T , $\boldsymbol{\Lambda}_{jj}^{(l,l)} > c$ for all $l = 1, \dots, d$ and $j \in \mathcal{B}_l$.

Remark 6

The constraint on the eigenvalues of \mathbf{S}^\dagger is essential to maintain the weak stationarity of the autoregressive process eq.(1), as demonstrated in Reinsel 1993. Assumption 3 actually requires that the variances of the post-selection estimators do not degenerate to 0; otherwise, the estimator will shrink to a constant. In such cases, statisticians may need to model the decay form of the variances before performing statistical inference. The work of Lopes et al. 2020 provides readers with a good example of dealing with decaying variances. Finally, (m, α) -short range dependence and the autoregressive form are not mutually exclusive. If there are only a few non-zero elements in \mathbf{S} , and the innovations are (m, α) -short range dependent, then the observations' (m, α) -short range dependency can be assured, as demonstrated in lemma 1. Even when \mathbf{S} contains moderate non-zero elements, numerical simulations show that the estimator and the proposed bootstrap algorithm still maintain the desired coverage probability, suggesting that the underlying assumption is not violated.

With these technical assumptions, we can derive the desired theoretical guarantees of the proposed estimators and algorithms. The first result involves the (model-selection)

consistency of the Lasso estimator, which is presented in theorem 2.

Theorem 2

Suppose assumption 1 to 3. Then

$$\max_{l=1,\dots,d} |\tilde{\mathbf{S}}_{\cdot l} - \mathbf{S}_{\cdot l}|_1 = O_p(\lambda) \text{ and } \max_{l=1,\dots,d} |\tilde{\mathbf{S}}_{\cdot l} - \mathbf{S}_{\cdot l}|_2 = O_p(\lambda), \quad (17)$$

here λ is the Lasso parameter defined in eq.(3). In particular, we have

$$\text{Prob}\left(\cup_{l=1,\dots,d} (\tilde{\mathcal{B}}_l \neq \mathcal{B}_l)\right) = o(1). \quad (18)$$

The second result presents the convergence rate and the asymptotic distribution of the post-selection estimator, which are summarized in the following theorem.

Theorem 3

Suppose assumption 1 to 3. Then the post-selection estimator satisfies

$$\begin{aligned} \sup_{x \in \mathbf{R}} & \left| \text{Prob}\left(\max_{j=1,\dots,pd, l=1,\dots,d} \sqrt{T} |\hat{\mathbf{S}}_{jl} - \mathbf{S}_{jl}| \leq x\right) \right. \\ & \left. - \text{Prob}\left(\max_{l=1,\dots,d, j \in \mathcal{B}_l} |\Gamma_{jl}| \leq x\right) \right| = o(1). \end{aligned} \quad (19)$$

Here Γ_{jl} are joint normal random variables with $\mathbf{E}\Gamma_{jl} = 0$ and

$$\text{Cov}(\Gamma_{j_1 l_1}, \Gamma_{j_2 l_2}) = \Lambda_{j_1 j_2}^{(l_1, l_2)}.$$

Remark 7

Theorem 3 explains the necessity of the condition $\max_{l=1,\dots,d} |\mathcal{B}_l| > 0$ in Assumption 2. Without this constraint, \mathcal{B}_l can be empty sets for all l , and Γ_{jl} may degenerate to the constant 0. If this happens, then the discussion regarding the asymptotic distribution of the post-selection estimator $\hat{\mathbf{S}}_{jl}$ becomes meaningless. It is well-known that the joint normal random variables Γ_{jl} satisfy $\max_{l=1,\dots,d, j \in \mathcal{B}_l} |\Gamma_{jl}| = O_p\left(\sqrt{\log(T)}\right)$. Moreover, from Theorem 1 in Section 3, for any $j = 1, \dots, pd$,

$$\|\mathcal{F}_{\mathcal{B}_{l_1}}(\boldsymbol{\Sigma}^{(0)})_j \cdot \frac{1}{\sqrt{T}} \mathbf{W}\boldsymbol{\eta}^{(l)}\|_{m/2} \leq C$$

for a fixed constant C . Therefore, theorem 3 implies that the post-selection estimator has convergence rate

$$\max_{j=1,\dots,p,d,l=1,\dots,d} |\widehat{\mathbf{S}}_{jl} - \mathbf{S}_{jl}| = O_p \left(\frac{\sqrt{\log(T)}}{\sqrt{T}} \right). \quad (20)$$

The last result involves the consistency of the (implicit) covariances estimator, as well as the validity of the bootstrap algorithm 1. According to Dimitris N. Politis, Romano, and Wolf 1999, the consistency of the bootstrap algorithm is guaranteed as long as the distribution of the bootstrapped statistics in the bootstrap world (i.e., conditional on the observed data) converges to the asymptotic distribution of the original estimator, that is,

$$\sup_{x \in \mathbf{R}} |Prob^* \left(\max_{j=1,\dots,p,d,l=1,\dots,d} |\Delta_{jl}^*| \leq x \right) - Prob \left(\max_{l=1,\dots,d,j \in \mathcal{B}_l} |\Gamma_{jl}| \leq x \right)| = o_p(1), \quad (21)$$

where Δ_{jl}^* is introduced in algorithm 1, Γ_{jl} is defined in theorem 3, and $Prob^*(\cdot)$ is “the probability in the bootstrap world, ” i.e., the conditional probability conditioning on the observations $\mathbf{x}^{(t)}, t = 1, \dots, T$. We summarize these results in Theorem 4.

Theorem 4

Suppose assumption 1 to 3. In addition, suppose the function $K(\cdot)$ in algorithm 1 is a kernel function (satisfying definition 3) and k_T satisfies $k_T \rightarrow \infty$, $v_T \times \log^9(T) = o(1)$, and

$$k_T \times T^{\frac{8\alpha_d}{m} - \frac{1}{2}} \times \log(T)^{\frac{19}{2}} \rightarrow 0 \text{ as } T \rightarrow \infty. \quad (22)$$

Then

$$\max_{j=1,\dots,p,d,l=1,\dots,d} |\mathbf{E}^* \Delta_{j_1 l_1}^* \Delta_{j_2 l_2}^* - \Lambda_{j_1 j_2}^{(l_1, l_2)}| = O_p \left(v_T + k_T \times T^{\frac{8\alpha_d}{m} - \frac{1}{2}} \times \sqrt{\log(T)} \right), \quad (23)$$

where $\Lambda^{(l_1, l_2)}$ is defined in eq.(16) and k_T coincides with theorem 1. Moreover, eq.(21) holds true asymptotically. Δ_{jl}^* in eq.(23) is defined in Algorithm 1.

5 Numerical experiments

This section provides readers with a series of numerical experiments to verify the soundness of our work under different circumstances. We undertake a performance comparison among our approach, the method of fitting column-wise Lasso, as introduced by Basu and Michailidis 2015, Messner and Pinson 2019 and Nicholson et al. 2020; the method of fitting column-

wise Dantzig selector introduced by Han et al. 2015; and the method of fitting column-wise thresholded Lasso presented in Chatterjee and Lahiri 2011. The autoregressive sieve bootstrap, as demonstrated by Meyer and Kreiss 2015, is recognized as a common practice for analyzing a VAR time series. Nevertheless, the consistency of the autoregressive sieve bootstrap hinges on the assumption that the innovations $\boldsymbol{\epsilon}^{(t)}$ in eq.(1) are indeed independent and identically distributed; while the validity of algorithm 1 does not rely on this assumption. This section compares the bootstrap algorithm 1 and the autoregressive sieve bootstrap to elucidate their different domain of validity.

Generating data: Suppose $\mathbf{e}_j^{(t)}$ are independent normal random variables with mean 0 and variance 1, here $t \in \mathbf{Z}$ and $j = 1, \dots, d$. After that, consider three types of $\boldsymbol{\eta}^{(t)} \in \mathbf{R}^d$ as follows:

Independent: $\boldsymbol{\eta}_j^{(t)} = \mathbf{e}_j^{(t)}$;

Product normal: $\boldsymbol{\eta}_j^{(t)} = \mathbf{e}_j^{(t)} \mathbf{e}_j^{(t-1)}$;

Non-stationary: $\boldsymbol{\eta}_j^{(t)} = \mathbf{e}_j^{(t)}$ for $t \leq \lfloor \frac{T}{2} \rfloor$ and $\boldsymbol{\eta}_j^{(t)} = \mathbf{e}_j^{(t)} \mathbf{e}_j^{(t-1)}$ for $t > \lfloor \frac{T}{2} \rfloor$, here T is the sample size.

We define the innovations $\boldsymbol{\epsilon}^{(t)}$ to be

$$\boldsymbol{\epsilon}^{(t)} = \begin{bmatrix} 1.0 & 0.5 & 0 & 0 & \cdots & 0 \\ -0.5 & 1.0 & 0.5 & 0 & \cdots & 0 \\ \vdots & \vdots & \vdots & \vdots & \cdots & \vdots \\ 0 & 0 & 0 & 0 & \cdots & 1.0 \end{bmatrix} \boldsymbol{\eta}^{(t)}.$$

With these constructions, all 3 types of $\boldsymbol{\epsilon}^{(t)}$ are white noises with the same covariance matrices. However, the “product normal” innovations are not independent, and the “non-stationary” innovations are not stationary. After that, define the matrices

$$\mathbf{A}^{(1)} = \{\mathbf{A}_{ij}^{(1)}\}_{i,j=1,\dots,d} \text{ with } \mathbf{A}_{ii+1}^{(1)} = \mathbf{A}_{i+1i}^{(1)} = 0.3 \text{ and } 0 \text{ otherwise,}$$

$$\mathbf{A}^{(2)} = \{\mathbf{A}_{ij}^{(2)}\}_{i,j=1,\dots,d} \text{ with } \mathbf{A}_{ii+1}^{(2)} = -0.3 \text{ and } 0 \text{ otherwise,}$$

$$\mathbf{A}^{(3)} = \{\mathbf{A}_{ij}^{(3)}\}_{i,j=1,\dots,d} \text{ with } \mathbf{A}_{i+1i}^{(3)} = -0.4, \text{ and } 0 \text{ otherwise.}$$

Here $i = 1, \dots, d$. We generate the observations $\mathbf{x}^{(t)}$ based on three time series models in this section, that is the VAR(1) model $\mathbf{x}^{(t)} = \boldsymbol{\epsilon}^{(t)} + \mathbf{A}^{(1)}\mathbf{x}^{(t-1)}$, the VAR(2) model $\mathbf{x}^{(t)} = \boldsymbol{\epsilon}^{(t)} + \mathbf{A}^{(1)}\mathbf{x}^{(t-1)} + \mathbf{A}^{(2)}\mathbf{x}^{(t-2)}$, and the VAR(3) model $\mathbf{x}^{(t)} = \boldsymbol{\epsilon}^{(t)} + \mathbf{A}^{(1)}\mathbf{x}^{(t-1)} +$

$$\mathbf{A}^{(2)}\mathbf{x}^{(t-2)} + \mathbf{A}^{(3)}\mathbf{x}^{(t-3)}.$$

Hyper-parameter selection: The proposed methods require the selection of several hyper-parameters: the order of the VAR model p , the Lasso parameter λ , the threshold b_T , and the kernel bandwidth k_T . The order p can be selected using the Akaike information criterion (AIC), as introduced in the manuscript by Lütkepohl 2005. Furthermore, numerous packages have implemented AIC for the order selection of vector autoregressive time series data. Our work utilizes the Python package “statsmodels” implemented by Seabold and Perktold 2010 to facilitate the order selection.

When data exhibit dependent structures, Burman et al. 1994 illustrate that commonly used cross-validation techniques may not work well due to the dependency between training and test sets. To avoid violating the dependent structure of the vector time series, we prefer using the train-test split rather than cross-validation to fine-tune λ and b_T . Specifically, we fix an integer $T_1 < T$, the sample size, and use $\mathbf{x}_1, \dots, \mathbf{x}_{T_1}$ to fit the parameters $\widehat{\mathbf{A}}^{(k)}$, $k = 1, \dots, p$. Afterward, we use the data $\mathbf{x}_{T_1+1}, \dots, \mathbf{x}_T$ to calculate the test set mean-squared error

$$\tau = \frac{1}{T - T_1} \sum_{t=T_1+p}^T \|\mathbf{x}^{(t)} - \sum_{k=1}^p \widehat{\mathbf{A}}^{(k)}\mathbf{x}^{(t-k)}\|_2^2,$$

here the order p is selected through AIC. We choose λ and b_T that minimize τ . In this work, we choose $T_1 = \lfloor \frac{3}{4}T \rfloor$, and $\lfloor x \rfloor$ represents the largest integer that is smaller than or equal to x .

Selecting the kernel bandwidth k_T based on data can be quite involved, but the literature has already provided some ways to address this issue. Dimitris N. Politis and White 2004 derived an estimator of the optimal block size for block bootstrap methods based on the notion of spectral estimation via the flat-top lag-windows, which was implemented in the R package “np”. This method was later utilized by X. Shao 2010 for bandwidth selection in the dependent wild bootstrap. Other notable contributions include Lahiri et al. 2007, Sun et al. 2008, and references therein. Our work prefers the method introduced by Dimitris N. Politis and White 2004 for selecting k_T . However, this method was originally designed for scalar time series, so we make certain modifications, as demonstrated in Algorithm 2, to adapt the method to vector time series.

Algorithm 2

Input: Observations $\mathbf{x}^{(t)} \in \mathbf{R}^d, t = 1, \dots, T$ stemmed from eq.(1); the Lasso parameter λ ; and the threshold b_T .

1. Follow step 1 and 2 in algorithm 1 to derive $\widehat{\Theta}^{(t)}$ for $t = p, \dots, T - 1$.
2. For $i = 1, \dots, pd, j = 1, \dots, d$, feed the scalar time series $\widehat{\Theta}_{ij}^{(t)}, t = p, \dots, T - 1$ to the algorithm derived by Dimitris N. Politis and White 2004, and calculate the corresponding bandwidths $\widetilde{k}_{T,ij}$.
3. Finally, calculate the median \widehat{k}_T of the bandwidths $\widetilde{k}_{T,ij}$. We consider the median \widehat{k}_T to be a suitable bandwidth for the bootstrap algorithm 1.

To illustrate Algorithm 2, notice that

$$\{\widehat{\Theta}_{ij}^{(t)}\}_{i=1, \dots, pd, j=1, \dots, d} = \mathbf{z}^{(t)} \mathbf{x}^{(t+1)\mathcal{T}} - \mathbf{z}^{(t)} \mathbf{z}^{(t)\mathcal{T}} \widehat{\mathbf{S}} \approx \mathbf{z}^{(t)} \boldsymbol{\epsilon}^{(t+1)\mathcal{T}}$$

according to eq.(20). Moreover, Algorithm 1 eventually constructs confidence intervals for the linear combinations of the sample mean $\frac{1}{T} \sum_{t=p}^{T-1} \mathbf{z}^{(t)} \boldsymbol{\epsilon}^{(t+1)\mathcal{T}}$. This aligns with the setting described in Dimitris N. Politis and White 2004. While we opt for the medium with the expectation that the bandwidth should be appropriate for the majority of $\widehat{\Theta}_{ij}^{(t)}$, other alternatives, such as the sample mean of $\widetilde{k}_{T,ij}$, should also be reasonable choices.

Results: The numerical results are presented in Table 2, Table 3, Figure 1, and Figure 2. Additional simulation results, which are similar to what we present here, will be postponed to the online supplement. We evaluate the performance of the estimator using the column-wise one (C1) norm $|\cdot|_{C1}$, the column-wise two (C2) norm $|\cdot|_{C2}$, and the model misspecification κ , defined as follows:

$$|\widehat{\mathbf{S}}^\dagger - \mathbf{S}|_{C1} = \max_{l=1, \dots, d} \sum_{i=1, \dots, pd} |\widehat{\mathbf{S}}_{il}^\dagger - \mathbf{S}_{il}|, \quad |\widehat{\mathbf{S}}^\dagger - \mathbf{S}|_{C2} = \max_{l=1, \dots, d} \sqrt{\sum_{i=1}^{pd} |\widehat{\mathbf{S}}_{il}^\dagger - \mathbf{S}_{il}|^2},$$

and κ = the number of elements in the set \mathcal{K} ,

$$\text{where } \mathcal{K} = \{(i, j) : \widehat{\mathbf{S}}_{ij}^\dagger = 0 \text{ and } \mathbf{S}_{ij} \neq 0\} \cup \{(i, j) : \widehat{\mathbf{S}}_{ij}^\dagger \neq 0 \text{ and } \mathbf{S}_{ij} = 0\},$$

here $\widehat{\mathbf{S}}^\dagger$ is an estimator for the matrix $\mathbf{S} = [\mathbf{A}^{(1)}, \dots, \mathbf{A}^{(p)}]^\top$. The reason for using the column-wise norm is that many estimation procedures for the vector autoregressive model, including those introduced in this section, are established through column-wise linear regression. The column-wise norms not only reflect the general efficiency of these methods but also provide insights into the overall performance of different linear regression methods when fitting a sparse linear model. The model misspecification evaluates the difference between the estimated and actual positions of non-zero parameters in matrix \mathbf{S} . Clearly, if

the difference is small, then the proposed algorithm is capable of recovering the underlying sparse pattern of \mathbf{S} .

Figure 1 plots the actual positions of non-zero parameters in \mathbf{S} along with those estimated by the proposed post-selection algorithm and the Lasso algorithm. For the Lasso algorithm, we consider the estimated parameter to be 0 if its absolute value is smaller than 0.01. According to Figure 1, the post-selection algorithm is capable of recovering the underlying sparse pattern of the actual parameters. In contrast, the column-wise Lasso algorithm tends to identify many zero parameters as non-zero. Consequently, as demonstrated in Table 3, the failure to recover the sparse pattern of the parameters significantly increases the estimation error.

Figure 2 demonstrates the performance of various algorithms concerning different choices of hyperparameters. The threshold Lasso exhibits performance similar to the post-selection estimator, but the post-selection estimator is less sensitive to fluctuations in hyperparameters compared to the threshold Lasso. Therefore, even if the model selection algorithm does not provide optimal parameters, the performance of the post-selection algorithm is not significantly compromised. The Lasso and the column-wise Dantzig selector have relatively worse performance compared to the threshold Lasso and the post-selection estimator.

Table 3 evaluates the overall performance of various estimation procedures, as well as bootstrap algorithms for statistical inference. Among the procedures used in this section, the post-selection estimator exhibits the smallest estimation errors and demonstrates low average model misspecification, indicating its ability to correctly recover the sparse pattern of the parameters. In contrast, both the column-wise Lasso and the column-wise Dantzig selector fail to recover the sparse pattern. The simultaneous confidence intervals generated by the second-order wild bootstrap algorithm achieve desired coverage probability, even in cases where the innovations are dependent or non-stationary. On the other hand, classical statistical inference methods in multivariate time series literature, such as the autoregressive sieve bootstrap, work well when the innovations are indeed independent. However, in situations where the innovations are dependent or non-stationary, the autoregressive sieve bootstrap either results in under-coverage or generates unnecessarily wide confidence intervals. This comparison reveals that the second-order wild bootstrap has a broader range of validity compared to the autoregressive sieve bootstrap. Practically speaking, as demonstrated in section 3.3 of Reinsel 1993, modelling or approximating a vector time series by an

autoregressive process with white-noise innovations is reasonable. However, further assuming that the innovations are i.i.d. can be too restrictive. Therefore, statisticians may choose to adopt the proposed second-order wild bootstrap for statistical inference, thus getting rid of the strong assumptions about the innovations present in the literature.

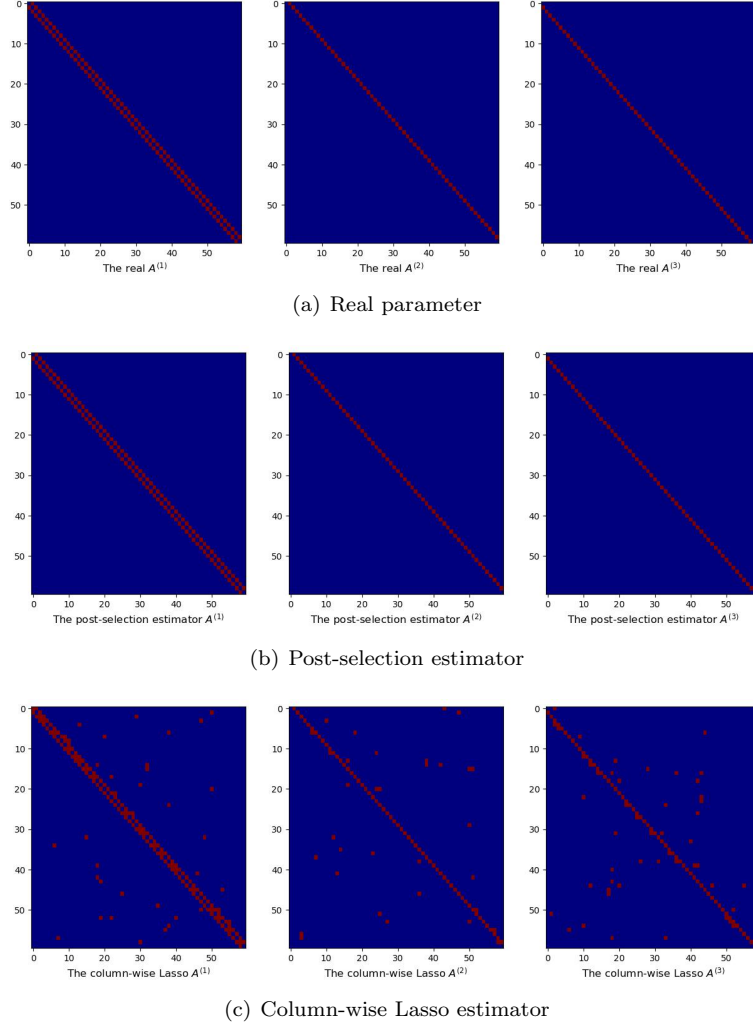
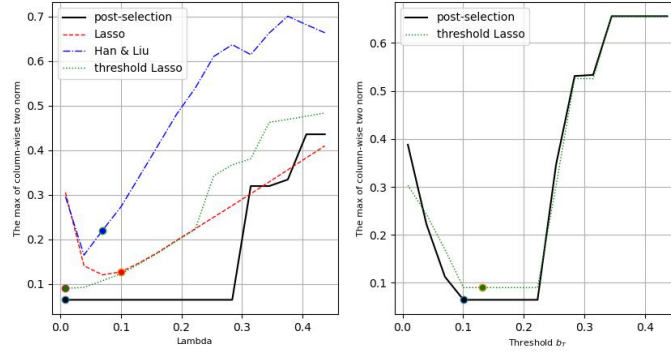
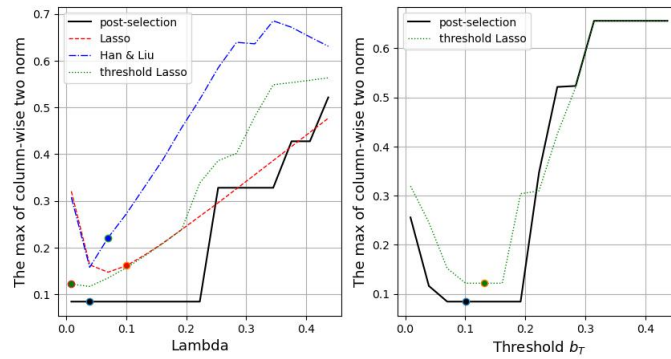


Figure 1: Figure 1(a), 1(b), and 1(c) respectively depict the positions of the actual non-zero parameters and the corresponding estimated positions based on the post-selection estimator and the column-wise Lasso algorithm. These observations are generated using the settings of Experiment 9.

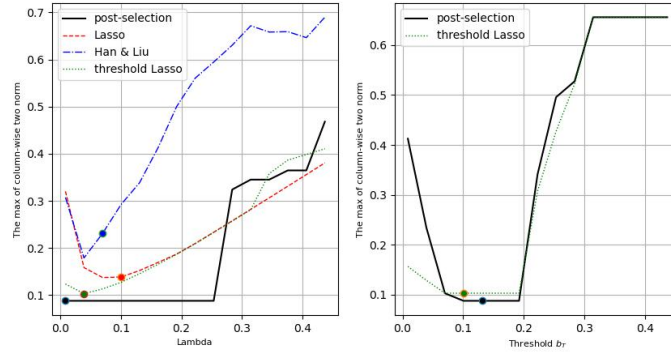
Real data example: We analyze the annual global electricity generation data presented in <https://www.kaggle.com/datasets/akhiljethwa/global-electricity-statistics>, which records the annual electricity generation of different countries from 1980 to 2021. Our



(a) Independent



(b) Product normal



(c) Non-stationary

Figure 2: The performance of various algorithms concerning different choices of hyperparameters. Figure 2(a), Figure 2(b), and Figure 2(c) respectively demonstrate the performance of algorithms when the innovations are independent, product normal, and non-stationary. The observations are generated using the AR(3) model, while the results for AR(1) and AR(2) situations are available in the online supplement. In these figures, the dots represent the optimal parameters selected by the method presented in Section 5. In the case of the post-selection algorithm and the threshold Lasso, the left figure plots their performance with b_T as the optimal parameter, while the right figure plots their performance with λ as the optimal parameter.

Table 2: Experiment parameters selected based on methods presented in Section 5. The sample size is chosen to be 1500.

Experiment#	Model	Innovation	Method	d	p	λ	b_T	k_T
1	VAR(1)	Independent	Post-selection	80	1	0.009	0.131	1.638
			Lasso			0.070		
			Han & Liu			0.070		
			Threshold Lasso			0.131		
2	VAR(1)	Product normal	Post-selection	80	1	0.009	0.162	2.054
			Lasso			0.070		
			Han & Liu			0.070		
			Threshold Lasso			0.162		
3	VAR(1)	Nonstationary	Post-selection	80	1	0.009	0.131	1.895
			Lasso			0.070		
			Han & Liu			0.070		
			Threshold Lasso			0.009		
4	VAR(2)	Independent	Post-selection	70	2	0.009	0.131	1.621
			Lasso			0.100		
			Han & Liu			0.070		
			Threshold Lasso			0.009		
5	VAR(2)	Product normal	Post-selection	70	2	0.039	0.131	2.121
			Lasso			0.100		
			Han & Liu			0.070		
			Threshold Lasso			0.009		
6	VAR(2)	Nonstationary	Post-selection	70	2	0.009	0.131	1.924
			Lasso			0.100		
			Han & Liu			0.070		
			Threshold Lasso			0.009		
7	VAR(3)	Independent	Post-selection	60	3	0.009	0.100	1.596
			Lasso			0.100		
			Han & Liu			0.070		
			Threshold Lasso			0.009		
8	VAR(3)	Product normal	Post-selection	60	3	0.039	0.100	2.150
			Lasso			0.100		
			Han & Liu			0.070		
			Threshold Lasso			0.009		
9	VAR(3)	Nonstationary	Post-selection	60	3	0.009	0.131	1.878
			Lasso			0.100		
			Han & Liu			0.070		
			Threshold Lasso			0.039		

Table 3: The performance of different estimation procedures and bootstrap algorithms. C_1, C_2, κ respectively represent the column-wise one norm, the column-wise two norm, and the model misspecification. C_1, C_2 , and κ are derived from the average of 300 simulations.

Experiment#	Algorithm	C_1	C_2	κ	Algorithm 1		AR bootstrap	
					Coverage	Length	Coverage	Length
1	Post-selection	0.073	0.098	0.01	95%	0.167	95%	0.170
	Lasso	0.133	0.262	161.34				
	Han & Liu	0.134	0.263	6059.76				
	Threshold Lasso	0.093	0.123	0.01				
2	Post-selection	0.088	0.114	0.03	98%	0.196	100%	0.402
	Lasso	0.153	0.304	161.44				
	Han & Liu	0.158	0.312	6058.44				
	Threshold Lasso	0.111	0.145	0.03				
3	Post-selection	0.080	0.105	0.0	94%	0.185	94%	0.177
	Lasso	0.146	0.287	161.18				
	Han & Liu	0.151	0.296	6057.09				
	Threshold Lasso	0.101	0.133	0.0				
4	Post-selection	0.078	0.124	0.0	97%	0.162	89%	0.154
	Lasso	0.148	0.321	210.58				
	Han & Liu	0.326	0.810	8983.81				
	Threshold Lasso	0.106	0.165	0.0				
5	Post-selection	0.086	0.136	0.0	91%	0.181	82%	0.163
	Lasso	0.163	0.353	210.46				
	Han & Liu	0.329	0.804	8997.37				
	Threshold Lasso	0.126	0.198	0.16				
6	Post-selection	0.086	0.136	0.11	97%	0.172	86%	0.159
	Lasso	0.154	0.340	210.18				
	Han & Liu	0.331	0.811	8986.21				
	Threshold Lasso	0.117	0.183	0.11				
7	Post-selection	0.076	0.135	0.39	92%	0.141	89%	0.138
	Lasso	0.143	0.360	252.53				
	Han & Liu	0.216	0.608	9758.25				
	Threshold Lasso	0.102	0.180	0.0				
8	Post-selection	0.079	0.140	0.06	93%	0.153	86%	0.137
	Lasso	0.148	0.373	241.96				
	Han & Liu	0.222	0.619	9771.78				
	Threshold Lasso	0.112	0.195	0.04				
9	Post-selection	0.074	0.133	0.00	90%	0.148	80%	0.135
	Lasso	0.145	0.372	242.88				
	Han & Liu	0.219	0.620	9770.23				
	Threshold Lasso	0.106	0.190	0.02				

focus is on studying the relationships in electricity generation among ASEAN countries. Since the original data is not stationary, we perform a log transformation and remove its linear trend before conducting statistical inference. Figure 3(a) presents the transformed data. For each country, we employ the augmented Dickey-Fuller test to verify the stationarity of the time series.

The estimation results are presented in Figure 3(b) and Table 4. As shown in Figure 3(b), the electricity generation in Cambodia and Laos strongly depends on their respective previous year's electricity generations. Besides, the electricity generation in Thailand negatively depends on the previous year's electricity generation in Laos. This phenomenon can be attributed to the export of hydropower generated from dams on the Mekong River in Laos to fulfill the electricity demand in Thailand.

In table 4, the width of the confidence interval generated by the dependent wild bootstrap

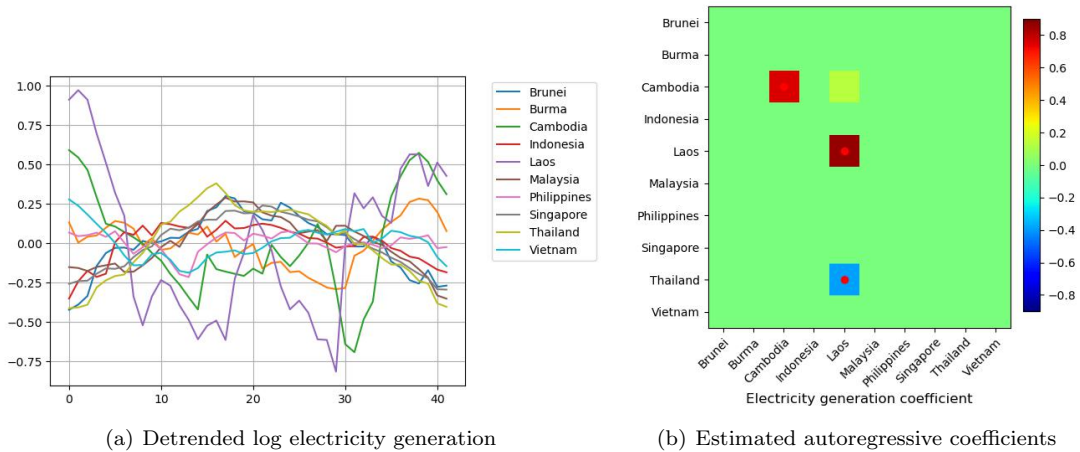


Figure 3: The detrended log transform of the annual electricity generation data in ASEAN countries, and the estimated AR coefficients. Red dots indicate statistically significant coefficients, i.e., that 0 is not contained within their confidence intervals.

Table 4: Description and results of the annual global electricity consumption data

Model	d	Sample size	λ	b_T	k_T	Length	
VAR(1)	10	42	0.063	0.063	3.775	Algorithm 1	AR bootstrap
						0.271	1.724

is different from that generated by the autoregressive sieve bootstrap, suggesting violations in the assumption of independent and identically distributed innovations. Since the dependent wild bootstrap algorithm is robust to errors' dependency or non-stationarity, adopting it provides the practitioners with a confidence interval that closely reflects the real-world situations.

6 Conclusion

This paper focuses on the statistical inference of a sparse vector autoregressive time series without assuming that its innovations are i.i.d. To achieve this goal, it adopts the notion of (m, α) -short range dependent random variables presented in Y. Zhang and Dimitris N Politis 2023 and X. Zhang and Cheng 2018 to model the time series. After that, it utilizes a post-selection estimator to fit the time series, which maintains sparsity in the autoregressive coefficient matrices. To help statisticians getting rid of complex calculations, this paper modifies the dependent wild bootstrap method introduced in X. Shao 2010. While the original dependent wild bootstrap was designed to analyze first-order statistics, such as

the sample mean, of a stationary time series; our work adapts it to second-order statistics, such as the sample autoregressive coefficients, of a non-stationary time series. This paper theoretically derives the asymptotic distribution of the proposed estimator and establishes the validity of the second-order wild bootstrap algorithm (Algorithm 1). Numerical simulations and real-life data experiments confirm the correctness of the asymptotic distribution of the estimator and the validity of the bootstrap algorithm.

One of the essential conditions in the literature on (vector) autoregressive time series is that the innovations in the time series are independent or i.i.d. However, this condition is often too restrictive for real-life data to satisfy or too hard to verify through hypothesis tests. Worse still, as demonstrated in Table 3, ignoring this issue can result in excessively wide confidence intervals or significant under-coverage. By allowing for the presence of dependent and non-stationary innovations in the autoregressive time series, the confidence intervals derived in our work should better reflect real-world situations compared to the methods in the literature that rely on the i.i.d. innovations.

References

- Backus, David (1986). “The Canadian-U.S. Exchange Rate: Evidence from a Vector Autoregression”. *The Review of Economics and Statistics* 68.4, pp. 628–37.
- Basu, Sumanta and George Michailidis (2015). “Regularized estimation in sparse high-dimensional time series models”. *Ann. Statist.* 43.4, pp. 1535–1567.
- Bickel, Peter J. and Elizaveta Levina (2008). “Covariance regularization by thresholding”. *Ann. Statist.* 36.6, pp. 2577–2604.
- Brockwell, Peter J. and Richard A. Davis (2016). *Introduction to time series and forecasting*. Third. Springer Texts in Statistics. Springer, [Cham], pp. xiv+425.
- (1991). *Time series: theory and methods*. Second. Springer Series in Statistics. Springer-Verlag, New York, pp. xvi+577.
- Bühlmann, Peter (1997). “Sieve bootstrap for time series”. *Bernoulli* 3.2, pp. 123–148.
- (2013). “Statistical significance in high-dimensional linear models”. *Bernoulli* 19.4, pp. 1212–1242.

- Burman, Prabir, Edmond Chow, and Deborah Nolan (1994). “A cross-validators method for dependent data”. *Biometrika* 81.2, pp. 351–358.
- Cai, Tony, Weidong Liu, and Xi Luo (2011). “A constrained ℓ_1 minimization approach to sparse precision matrix estimation”. *J. Amer. Statist. Assoc.* 106.494, pp. 594–607.
- Campbell, John Y. and Robert J. Shiller (1988). “Stock Prices, Earnings, and Expected Dividends”. *The Journal of Finance* 43.3, pp. 661–676.
- Cao, Hongyuan, Weidong Liu, and Zhou Zhou (2018). “Simultaneous nonparametric regression analysis of sparse longitudinal data”. *Bernoulli* 24.4A, pp. 3013–3038.
- Chang, Jinyuan, Xiaohui Chen, and Mingcong Wu (2023). “Central limit theorems for high dimensional dependent data”. *Arxiv id: 2104.12929*.
- Chatterjee, A. and S. N. Lahiri (2011). “Bootstrapping lasso estimators”. *J. Amer. Statist. Assoc.* 106.494, pp. 608–625.
- Chernozhukov, Victor, Denis Chetverikov, and Kengo Kato (2013). “Gaussian approximations and multiplier bootstrap for maxima of sums of high-dimensional random vectors”. *Ann. Statist.* 41.6, pp. 2786–2819.
- Chernozhukov, Victor, Denis Chetverikov, Kengo Kato, and Yuta Koike (2022). “Improved central limit theorem and bootstrap approximations in high dimensions”. *Ann. Statist.* 50.5, pp. 2562–2586.
- Coad, Alex (Apr. 2010). “Exploring the processes of firm growth: evidence from a vector auto-regression”. *Industrial and Corporate Change* 19.6, pp. 1677–1703.
- Dahlhaus, Rainer, Stefan Richter, and Wei Biao Wu (2019). “Towards a general theory for nonlinear locally stationary processes”. *Bernoulli* 25.2, pp. 1013–1044.
- Das, Srinjoy and Dimitris N. Politis (2021). “Predictive inference for locally stationary time series with an application to climate data”. *J. Amer. Statist. Assoc.* 116.534, pp. 919–934.
- Dias, Gustavo Fruet and George Kapetanios (2018). “Estimation and forecasting in vector autoregressive moving average models for rich datasets”. *Journal of Econometrics* 202.1, pp. 75–91.

- Ding, Xiukai and Zhou Zhou (2023). “Auto-Regressive Approximations to Non-stationary Time Series, with Inference and Applications”. *Arxiv id: 2112.00693*.
- (2020). “Estimation and inference for precision matrices of nonstationary time series”. *Ann. Statist.* 48.4, pp. 2455–2477.
- Efron, B. (1979). “Bootstrap methods: another look at the jackknife”. *Ann. Statist.* 7.1, pp. 1–26.
- Escanciano, J. Carlos and Ignacio N. Lobato (2009). “An automatic Portmanteau test for serial correlation”. *Journal of Econometrics* 151.2. Recent Advances in Time Series Analysis: A Volume Honouring Peter M. Robinson, pp. 140–149.
- Fan, Jianqing and Runze Li (2001). “Variable selection via nonconcave penalized likelihood and its oracle properties”. *J. Amer. Statist. Assoc.* 96.456, pp. 1348–1360.
- Fragkeskou, Maria and Efstathios Paparoditis (2018). “Extending the range of validity of the autoregressive (sieve) bootstrap”. *J. Time Series Anal.* 39.3, pp. 356–379.
- Guo, Shaojun, Yazhen Wang, and Qiwei Yao (2016). “High-dimensional and banded vector autoregressions”. *Biometrika* 103.4, pp. 889–903.
- Han, Fang, Huanran Lu, and Han Liu (2015). “A direct estimation of high dimensional stationary vector autoregressions”. *J. Mach. Learn. Res.* 16, pp. 3115–3150.
- Hannaford, Naomi E., Sarah E. Heaps, Tom M.W. Nye, Thomas P. Curtis, Ben Allen, Andrew Golightly, and Darren J. Wilkinson (2023). “A sparse Bayesian hierarchical vector autoregressive model for microbial dynamics in a wastewater treatment plant”. *Computational Statistics & Data Analysis* 179, p. 107659.
- He, Changli, Jian Kang, Timo Teräsvirta, and Shuhua Zhang (2021). “Comparing long monthly Chinese and selected European temperature series using the Vector Seasonal Shifting Mean and Covariance Autoregressive model”. *Energy Economics* 97, p. 105171.
- Hochreiter, Sepp and Jürgen Schmidhuber (Nov. 1997). “Long Short-Term Memory”. *Neural Computation* 9.8, pp. 1735–1780.

- Horn, Roger A. and Charles R. Johnson (2013). *Matrix analysis*. Second. Cambridge University Press, Cambridge, pp. xviii+643.
- Jentsch, Carsten and Dimitris N. Politis (2015). “Covariance matrix estimation and linear process bootstrap for multivariate time series of possibly increasing dimension”. *Ann. Statist.* 43.3, pp. 1117–1140.
- Kock, Anders Bredahl and Laurent Callot (2015). “Oracle inequalities for high dimensional vector autoregressions”. *J. Econometrics* 186.2, pp. 325–344.
- Krampe, J., E. Paparoditis, and C. Trenkler (2023). “Structural inference in sparse high-dimensional vector autoregressions”. *J. Econometrics* 234.1, pp. 276–300.
- Krampe, Jonas, Jens-Peter Kreiss, and Efstathios Paparoditis (2021). “Bootstrap based inference for sparse high-dimensional time series models”. *Bernoulli* 27.3, pp. 1441–1466.
- Krampe, Jonas and Efstathios Paparoditis (2021). “Sparsity concepts and estimation procedures for high-dimensional vector autoregressive models”. *J. Time Series Anal.* 42.5-6, pp. 554–579.
- Kreiss, Jens-Peter and Efstathios Paparoditis (2015). “Bootstrapping locally stationary processes”. *J. R. Stat. Soc. Ser. B. Stat. Methodol.* 77.1, pp. 267–290.
- Kreiss, Jens-Peter, Efstathios Paparoditis, and Dimitris N. Politis (2011). “On the range of validity of the autoregressive sieve bootstrap”. *Ann. Statist.* 39.4, pp. 2103–2130.
- Lahiri, S. N., K. Furukawa, and Y.-D. Lee (2007). “A nonparametric plug-in rule for selecting optimal block lengths for block bootstrap methods”. *Stat. Methodol.* 4.3, pp. 292–321.
- Lai, Tze Leung, Haiyan Liu, and Haipeng Xing (2005). “Autoregressive models with piecewise constant volatility and regression parameters”. *Statist. Sinica* 15.2, pp. 279–301.
- Lin, Jiahe and George Michailidis (2017). “Regularized estimation and testing for high-dimensional multi-block vector-autoregressive models”. *J. Mach. Learn. Res.* 18, Paper No. 117, 49.

- Liu, Hanzhong and Bin Yu (2013). “Asymptotic properties of Lasso+mLS and Lasso+Ridge in sparse high-dimensional linear regression”. *Electron. J. Stat.* 7, pp. 3124–3169.
- Liu, Linbo and Danna Zhang (2021). “High-dimensional Simultaneous Inference on Non-Gaussian VAR Model via De-biased Estimator”. *arXiv id: 2111.01382*.
- Liu, Yixian, Matthew C. Roberts, and Sioshansi Ramteen (Apr. 2018). “A vector autoregression weather model for electricity supply and demand modeling”. *J. Mod. Power Syst. Clean Energy* 6.4, pp. 763–776.
- Lopes, Miles E., Zhenhua Lin, and Hans-Georg Müller (2020). “Bootstrapping max statistics in high dimensions: near-parametric rates under weak variance decay and application to functional and multinomial data”. *Ann. Statist.* 48.2, pp. 1214–1229.
- Lu, Zudi, Xiaohang Ren, and Rongmao Zhang (2023). “On Semiparametrically Dynamic Functional-Coefficient Autoregressive Spatio-Temporal Models with Irregular Location Wide Nonstationarity”. *J. Amer. Statist. Assoc.* 0.0, pp. 1–12.
- Lütkepohl, Helmut (2005). *New introduction to multiple time series analysis*. Springer-Verlag, Berlin, pp. xxii+764.
- Masini, Ricardo P., Marcelo C. Medeiros, and Eduardo F. Mendes (2022). “Regularized estimation of high-dimensional vector autoregressions with weakly dependent innovations”. *J. Time Series Anal.* 43.4, pp. 532–557.
- Mayer, Ulrike, Henryk Zähle, and Zhou Zhou (2020). “Functional weak limit theorem for a local empirical process of non-stationary time series and its application”. *Bernoulli* 26.3, pp. 1891–1911.
- McMurry, Timothy L. and Dimitris N. Politis (2010). “Banded and tapered estimates for autocovariance matrices and the linear process bootstrap”. *J. Time Series Anal.* 31.6, pp. 471–482.
- (2015). “High-dimensional autocovariance matrices and optimal linear prediction”. *Electron. J. Stat.* 9.1, pp. 753–788.
- Messner, Jakob W. and Pierre Pinson (2019). “Online adaptive lasso estimation in vector autoregressive models for high dimensional wind power forecasting”. *International Journal of Forecasting* 35.4, pp. 1485–1498.

- Meyer, Marco and Jens-Peter Kreiss (2015). “On the vector autoregressive sieve bootstrap”. *J. Time Series Anal.* 36.3, pp. 377–397.
- Meyer, Marco, Efstathios Paparoditis, and Jens-Peter Kreiss (2020). “Extending the validity of frequency domain bootstrap methods to general stationary processes”. *Ann. Statist.* 48.4, pp. 2404–2427.
- Mies, Fabian and Ansgar Steland (2022). “Sequential Gaussian approximation for nonstationary time series in high dimensions”. *Arxiv id: 2203.03237*.
- Nicholson, William B., Ines Wilms, Jacob Bien, and David S. Matteson (2020). “High dimensional forecasting via interpretable vector autoregression”. *J. Mach. Learn. Res.* 21, Paper No. 166, 52.
- Paparoditis, Efstathios (1996). “Bootstrapping autoregressive and moving average parameter estimates of infinite order vector autoregressive processes”. *J. Multivariate Anal.* 57.2, pp. 277–296.
- Paparoditis, Efstathios and Dimitris N. Politis (2012). “Nonlinear spectral density estimation: thresholding the correlogram”. *J. Time Series Anal.* 33.3, pp. 386–397.
- Politis, Dimitris N. and Tucker S. McElroy (2020). *Time Series: A First Course with Bootstrap Starter*. Chapman and Hall/CRC Press, Boca Raton, p. 300.
- Politis, Dimitris N. and Joseph P. Romano (1992). “A circular block-resampling procedure for stationary data”. *Exploring the limits of bootstrap (East Lansing, MI, 1990)*. Wiley Ser. Probab. Math. Statist. Probab. Math. Statist. Wiley, New York, pp. 263–270.
- (1994). “The stationary bootstrap”. *J. Amer. Statist. Assoc.* 89.428, pp. 1303–1313.
- Politis, Dimitris N., Joseph P. Romano, and Michael Wolf (1999). *Subsampling*. Springer Series in Statistics. Springer-Verlag, New York, pp. xvi+347.
- Politis, Dimitris N. and Halbert White (2004). “Automatic block-length selection for the dependent bootstrap”. *Econometric Rev.* 23.1, pp. 53–70.
- Reinsel, Gregory C. (1993). *Elements of multivariate time series analysis*. Springer Series in Statistics. Springer-Verlag, New York, pp. xiv+263.

- Rosenblatt, M. (2009). “A comment on a conjecture of N. Wiener”. *Statist. Probab. Lett.* 79.3, pp. 347–348.
- Seabold, Skipper and Josef Perktold (2010). “statsmodels: Econometric and statistical modeling with python”. *9th Python in Science Conference*.
- Shao, Jun (2003). *Mathematical statistics*. Second. Springer Texts in Statistics. Springer-Verlag, New York, pp. xvi+591.
- Shao, Xiaofeng (2010). “The dependent wild bootstrap”. *J. Amer. Statist. Assoc.* 105.489. With supplementary material available online, pp. 218–235.
- Shao, Xiaofeng and Wei Biao Wu (2007). “Asymptotic spectral theory for nonlinear time series”. *Ann. Statist.* 35.4, pp. 1773–1801.
- Sun, Yixiao, Peter C. B. Phillips, and Sainan Jin (2008). “Optimal bandwidth selection in heteroskedasticity-autocorrelation robust testing”. *Econometrica* 76.1, pp. 175–194.
- Tibshirani, Robert (1996). “Regression shrinkage and selection via the lasso”. *J. Roy. Statist. Soc. Ser. B* 58.1, pp. 267–288.
- Wang, Di, Yao Zheng, Heng Lian, and Guodong Li (2022). “High-dimensional vector autoregressive time series modeling via tensor decomposition”. *J. Amer. Statist. Assoc.* 117.539, pp. 1338–1356.
- Wang, Jiang and Dimitris N. Politis (2021). “Consistent autoregressive spectral estimates: nonlinear time series and large autocovariance matrices”. *J. Time Series Anal.* 42.5-6, pp. 580–596.
- Wong, Kam Chung, Zifan Li, and Ambuj Tewari (2020). “Lasso guarantees for β -mixing heavy-tailed time series”. *Ann. Statist.* 48.2, pp. 1124–1142.
- Wu, Wei Biao (2005). “Nonlinear system theory: another look at dependence”. *Proc. Natl. Acad. Sci. USA* 102.40, pp. 14150–14154.
- Wu, Wei Biao and Zhou Zhou (2011). “Gaussian approximations for non-stationary multiple time series”. *Statist. Sinica* 21.3, pp. 1397–1413.
- Xiao, Han and Wei Biao Wu (2014). “Portmanteau test and simultaneous inference for serial covariances”. *Statist. Sinica* 24.2, pp. 577–599.

- Zhang, Cun-Hui and Stephanie S. Zhang (2014). “Confidence intervals for low dimensional parameters in high dimensional linear models”. *J. R. Stat. Soc. Ser. B. Stat. Methodol.* 76.1, pp. 217–242.
- Zhang, Danna and Wei Biao Wu (2021). “Convergence of covariance and spectral density estimates for high-dimensional locally stationary processes”. *Ann. Statist.* 49.1, pp. 233–254.
- (2017). “Gaussian approximation for high dimensional time series”. *Ann. Statist.* 45.5, pp. 1895–1919.
- Zhang, Xianyang and Guang Cheng (2018). “Gaussian approximation for high dimensional vector under physical dependence”. *Bernoulli* 24.4A, pp. 2640–2675.
- Zhang, Yunyi, Efstathios Paparoditis, and Dimitris N. Politis (2023). “Simultaneous Statistical Inference for Second Order Parameters of Time Series under Weak Conditions”. *Arxiv id: 2110.14067*.
- Zhang, Yunyi and Dimitris N Politis (2023). “Debiased and thresholded ridge regression for linear models with heteroskedastic and correlated errors”. *J. R. Stat. Soc. Ser. B. Stat. Methodol.* 85.2, pp. 327–355.
- (2022). “Ridge regression revisited: debiasing, thresholding and bootstrap”. *Ann. Statist.* 50.3, pp. 1401–1422.
- Zhao, Peng and Bin Yu (2006). “On model selection consistency of Lasso”. *J. Mach. Learn. Res.* 7, pp. 2541–2563.
- Zheng, Yao and Guang Cheng (2021). “Finite-time analysis of vector autoregressive models under linear restrictions”. *Biometrika* 108.2, pp. 469–489.
- Zhou, Zhou (2015). “Inference for non-stationary time series regression with or without inequality constraints”. *J. R. Stat. Soc. Ser. B. Stat. Methodol.* 77.2, pp. 349–371.
- Zhu, Ke (2019). “Statistical inference for autoregressive models under heteroscedasticity of unknown form”. *Ann. Statist.* 47.6, pp. 3185–3215.
- Zhu, Xuening, Rui Pan, Guodong Li, Yuewen Liu, and Hansheng Wang (2017). “Network vector autoregression”. *Ann. Statist.* 45.3, pp. 1096–1123.

A Proofs of theorems in section 3

proof of lemma 1. 1. Notice that $\boldsymbol{\eta}_k^{(t)} = \boldsymbol{\epsilon}_i^{(t-j)}$, here $j = \lfloor \frac{k-1}{d} \rfloor$ and $l = k - d \times j$, $\lfloor x \rfloor$ represents the largest integer that is smaller than or equal to x . Therefore, $\boldsymbol{\eta}_k^{(t)}$ is a function of \dots, e_{t-1}, e_t and $\mathbf{E}\boldsymbol{\eta}_k^{(t)} = 0$. Besides,

$$\sup_{t \in \mathbf{Z}, k=1, \dots, pd} \|\boldsymbol{\eta}_k^{(t)}\|_m \leq \sup_{t \in \mathbf{Z}, i=1, \dots, d} \|\boldsymbol{\epsilon}_i^{(t)}\|_m = O(1).$$

Similar to eq.(11), define $\boldsymbol{\eta}_k^{(t)} = h_k^{(t,T)}(\dots, e_{t-1}, e_t)$, $\boldsymbol{\eta}_k^{(t,s)} = h_k^{(t,T)}(\dots, e_{t-s-1}, e_{t-s}^\dagger, e_{t-s+1}, \dots, e_t)$, and $\lambda_k^{(t,s)} = \|\boldsymbol{\eta}_k^{(t)} - \boldsymbol{\eta}_k^{(t,s)}\|_m$, $\lambda^{(s)} = \sup_{k=1, \dots, pd, t \in \mathbf{Z}} \lambda_k^{(t,s)}$. Then

$$\begin{aligned} \lambda_k^{(t,s)} &= \|\boldsymbol{\epsilon}_i^{(t-j)} - \boldsymbol{\epsilon}_i^{(t-j, s-j)}\|_m \leq \delta^{(s-j)} \leq \sum_{q=0}^{p-1} \delta^{(s-q)} \\ \Rightarrow \sum_{s=k}^{\infty} \lambda^{(s)} &\leq \sum_{j=0}^{p-1} \sum_{s=k}^{\infty} \delta^{(s-j)} \leq C \sum_{j=0}^{p-1} \frac{1}{(1 \vee (1+k-j))^\alpha} \leq \frac{C_0}{(1+k)^\alpha}, \end{aligned}$$

and we prove the first result.

2. Notice that $\mathbf{E}\boldsymbol{\gamma}_i^{(t)} = \mathbf{E}\boldsymbol{\zeta}_i^{(t)} = 0$. Besides,

$$\begin{aligned} \|\boldsymbol{\epsilon}_i^{(t)} \boldsymbol{\epsilon}_j^{(t)} - \mathbf{E}\boldsymbol{\epsilon}_i^{(t)} \boldsymbol{\epsilon}_j^{(t)}\|_{m/2} &\leq 2\|\boldsymbol{\epsilon}_i^{(t)}\|_m \times \|\boldsymbol{\epsilon}_j^{(t)}\|_m \leq C \\ \text{and } \|\boldsymbol{\epsilon}_i^{(t-1)} \boldsymbol{\epsilon}_j^{(t)} - \mathbf{E}\boldsymbol{\epsilon}_i^{(t-1)} \boldsymbol{\epsilon}_j^{(t)}\|_{m/2} &\leq 2\|\boldsymbol{\epsilon}_i^{(t-1)}\|_m \times \|\boldsymbol{\epsilon}_j^{(t)}\|_m \leq C. \end{aligned}$$

For $\boldsymbol{\gamma}_i^{(t)}$ and $\boldsymbol{\zeta}_i^{(t)}$ are functions of \dots, e_{t-1}, e_t , define

$$\begin{aligned} \boldsymbol{\gamma}_i^{(t)} &= H_i^{(t,T)}(\dots, e_{t-1}, e_t) \text{ and } \boldsymbol{\zeta}_i^{(t)} = G_i^{(t,T)}(\dots, e_{t-1}, e_t), \\ \boldsymbol{\gamma}_i^{(t,s)} &= H_i^{(t,T)}(\dots, e_{t-s-1}, e_{t-s}^\dagger, e_{t-s+1}, \dots, e_{t-1}, e_t), \\ \boldsymbol{\zeta}_i^{(t,s)} &= G_i^{(t,T)}(\dots, e_{t-s-1}, e_{t-s}^\dagger, e_{t-s+1}, \dots, e_{t-1}, e_t), \\ \psi_i^{(t,s)} &= \|\boldsymbol{\gamma}_i^{(t)} - \boldsymbol{\gamma}_i^{(t,s)}\|_{m/2} \text{ and } \psi^{(s)} = \sup_{t \in \mathbf{Z}, i=1, \dots, d^2} \psi_i^{(t,s)}, \\ \phi_i^{(t,s)} &= \|\boldsymbol{\zeta}_i^{(t)} - \boldsymbol{\zeta}_i^{(t,s)}\|_{m/2} \text{ and } \phi^{(s)} = \sup_{t \in \mathbf{Z}, i=1, \dots, d^2} \phi_i^{(t,s)}. \end{aligned}$$

Then we have

$$\begin{aligned}
\gamma_{(i-1) \times d+j}^{(t,s)} &= \boldsymbol{\epsilon}_i^{(t,s)} \boldsymbol{\epsilon}_j^{(t,s)} - \mathbf{E} \boldsymbol{\epsilon}_i^{(t)} \boldsymbol{\epsilon}_j^{(t)} \text{ and } \zeta_{(i-1) \times d+j}^{(t,s)} = \boldsymbol{\epsilon}_i^{(t-1,s-1)} \boldsymbol{\epsilon}_j^{(t,s)} - \mathbf{E} \boldsymbol{\epsilon}_i^{(t-1)} \boldsymbol{\epsilon}_j^{(t)} \\
&\Rightarrow \psi_{(i-1) \times d+j}^{(t,s)} \leq \|\boldsymbol{\epsilon}_i^{(t)} \boldsymbol{\epsilon}_j^{(t)} - \boldsymbol{\epsilon}_i^{(t,s)} \boldsymbol{\epsilon}_j^{(t)}\|_{m/2} + \|\boldsymbol{\epsilon}_i^{(t,s)} \boldsymbol{\epsilon}_j^{(t)} - \boldsymbol{\epsilon}_i^{(t,s)} \boldsymbol{\epsilon}_j^{(t,s)}\|_{m/2} \\
&\leq \|\boldsymbol{\epsilon}_i^{(t,s)} - \boldsymbol{\epsilon}_i^{(t)}\|_m \times \|\boldsymbol{\epsilon}_j^{(t)}\|_m + \|\boldsymbol{\epsilon}_i^{(t,s)}\|_m \times \|\boldsymbol{\epsilon}_j^{(t)} - \boldsymbol{\epsilon}_j^{(t,s)}\|_m \leq C\delta^{(s)} \Rightarrow \sum_{s=k}^{\infty} \psi^{(s)} \leq \frac{C_0}{(1+k)^\alpha} \\
\text{and } \phi_{(i-1) \times d+j}^{(t,s)} &\leq \|\boldsymbol{\epsilon}_i^{(t-1)} \boldsymbol{\epsilon}_j^{(t)} - \boldsymbol{\epsilon}_i^{(t-1,s-1)} \boldsymbol{\epsilon}_j^{(t)}\|_{m/2} + \|\boldsymbol{\epsilon}_i^{(t-1,s-1)} \boldsymbol{\epsilon}_j^{(t)} - \boldsymbol{\epsilon}_i^{(t-1,s-1)} \boldsymbol{\epsilon}_j^{(t,s)}\|_{m/2} \\
&\leq \|\boldsymbol{\epsilon}_i^{(t-1)} - \boldsymbol{\epsilon}_i^{(t-1,s-1)}\|_m \times \|\boldsymbol{\epsilon}_j^{(t)}\|_m + \|\boldsymbol{\epsilon}_i^{(t-1,s-1)}\|_m \times \|\boldsymbol{\epsilon}_j^{(t)} - \boldsymbol{\epsilon}_j^{(t,s)}\|_m \leq C(\delta^{(s-1)} + \delta^{(s)}) \\
&\Rightarrow \sum_{s=k}^{\infty} \phi^{(s)} \leq \frac{C_1}{(1+k)^\alpha},
\end{aligned}$$

and we prove 2.

3. Notice that $\mathbf{E} \sum_{j=1}^d \mathbf{L}_{ij} \boldsymbol{\epsilon}_j^{(t)} = 0$,

$$\begin{aligned}
\left\| \sum_{j=1}^d \mathbf{L}_{ij} \boldsymbol{\epsilon}_j^{(t)} \right\|_m &\leq \sum_{j=1}^d |\mathbf{L}_{ij}| \times \|\boldsymbol{\epsilon}_j^{(t)}\|_m \leq |\mathbf{L}|_{L_1} \times \sup_{t \in \mathbf{Z}, j=1, \dots, d} \|\boldsymbol{\epsilon}_j^{(t)}\|_m = O(1), \\
\text{and } \left\| \sum_{j=1}^d \mathbf{L}_{ij} \boldsymbol{\epsilon}_j^{(t)} - \sum_{j=1}^d \mathbf{L}_{ij} \boldsymbol{\epsilon}_j^{(t,s)} \right\|_m &\leq \sum_{j=1}^d |\mathbf{L}_{ij}| \times \|\boldsymbol{\epsilon}_j^{(t)} - \boldsymbol{\epsilon}_j^{(t,s)}\|_m \leq |\mathbf{L}|_{L_1} \times \delta^{(s)}.
\end{aligned}$$

Therefore

$$\sum_{s=k}^{\infty} \sup_{t \in \mathbf{Z}, i=1, \dots, c} \left\| \sum_{j=1}^d \mathbf{L}_{ij} \boldsymbol{\epsilon}_j^{(t)} - \sum_{j=1}^d \mathbf{L}_{ij} \boldsymbol{\epsilon}_j^{(t,s)} \right\|_m \leq \frac{C_2}{(1+k)^\alpha},$$

and we prove 3.

4. From section 2.2 in Reinsel 1993, $\boldsymbol{\beta}^{(t)} = \boldsymbol{\epsilon}^{(t)} + \sum_{k=1}^{\infty} \mathbf{L}^k \boldsymbol{\epsilon}^{(t-k)}$, so $\mathbf{E} \boldsymbol{\beta}^{(t)} = 0$. For a random vector $\mathbf{y} \in \mathbf{R}^d$ such that $\|\mathbf{y}_i\|_m \leq C$,

$$\left\| \sum_{j=1}^d \mathbf{L}_{ij} \mathbf{y}_j \right\|_m \leq \sum_{\mathbf{L}_{ij} \neq 0} |\mathbf{L}_{ij}| \times \|\mathbf{y}_j\|_m \leq \max_{j=1, \dots, d} \|\mathbf{y}_j\|_m \times \max_{i=1, \dots, c} \sum_{\mathbf{L}_{ij} \neq 0} |\mathbf{L}_{ij}|$$

For $\sum_{\mathbf{L}_{ij} \neq 0} |\mathbf{L}_{ij}| = \mathbf{e}_i \mathbf{L} \mathbf{f}_i$ with $\mathbf{e}_i = \underbrace{(0, 0, \dots, 0, 1, 0, \dots, 0)^T}_{i-1}$, i.e., the coordinate-wise projection; and

$$\mathbf{f}_i = \begin{cases} 1 & \text{if } \mathbf{L}_{ij} > 0 \\ 0 & \text{if } \mathbf{L}_{ij} = 0 \\ -1 & \text{if } \mathbf{L}_{ij} < 0 \end{cases}.$$

This implies $\sum_{\mathbf{L}_{ij} \neq 0} |\mathbf{L}_{ij}| \leq \rho |\mathbf{e}_i|_2 \times |\mathbf{f}_i|_2 \leq \rho \sqrt{|\mathbf{L}_i|_0}$, and correspondingly

$$\left\| \sum_{j=1}^d \mathbf{L}_{ij} \mathbf{y}_j \right\|_m \leq C \rho \sqrt{\max_{i=1, \dots, d} |\mathbf{L}_i|_0}. \quad (\text{A.1})$$

Apply induction, we have

$$\begin{aligned} \|(\mathbf{L}^k \boldsymbol{\epsilon}^{(t-k)})_i\|_m &\leq \rho^k \times \max_{i=1, \dots, d} |\mathbf{L}_i|_0^{k/2} \times \max_{j=1, \dots, d} \|\boldsymbol{\epsilon}_j^{(t-k)}\|_m \\ \Rightarrow \|\boldsymbol{\beta}_i^{(t)}\|_m &\leq \|\boldsymbol{\epsilon}_i^{(t)}\|_m + \sum_{k=1}^{\infty} \|(\mathbf{L}^k \boldsymbol{\epsilon}^{(t-k)})_i\|_m \leq C \end{aligned}$$

for a constant C . Similarly,

$$\boldsymbol{\beta}_i^{(t,s)} = \boldsymbol{\epsilon}_i^{(t,s)} + \sum_{k=1}^s (\mathbf{L}^k \boldsymbol{\epsilon}^{(t-k, s-k)})_i,$$

so from eq.(A.1),

$$\begin{aligned} \|\boldsymbol{\beta}_i^{(t)} - \boldsymbol{\beta}_i^{(t,s)}\|_m &\leq \|\boldsymbol{\epsilon}_i^{(t)} - \boldsymbol{\epsilon}_i^{(t,s)}\|_m + \sum_{l=1}^s \|(\mathbf{L}^l (\boldsymbol{\epsilon}^{(t-l)} - \boldsymbol{\epsilon}^{(t-l, s-l)}))_i\|_m \\ &\leq \delta^{(s)} + \sum_{l=1}^s \rho^l \times \max_{i=1, \dots, d} |\mathbf{L}_i|_0^{l/2} \times \delta^{(s-l)} \\ \Rightarrow \sum_{s=k}^{\infty} \sup_{t \in \mathbf{Z}, i=1, \dots, d} \|\boldsymbol{\beta}_i^{(t)} - \boldsymbol{\beta}_i^{(t,s)}\|_m &\leq \sum_{s=k}^{\infty} \delta^{(s)} + \sum_{l=1}^{\infty} \rho^l \max_{i=1, \dots, d} |\mathbf{L}_i|_0^{l/2} \sum_{s=l \vee k}^{\infty} \delta^{(s-l)} \\ &\leq \frac{C}{(1+k)^\alpha} + \sum_{l=1}^{\infty} \rho^l |\mathbf{L}_i|_0^{l/2} \times \frac{C}{(1+(k-l) \vee 0)^\alpha}. \end{aligned}$$

Since

$$\sum_{l=1}^{\infty} \rho^l |\mathbf{L}_i|_0^{l/2} \times \frac{1}{(1+(k-l) \vee 0)^\alpha} \leq \frac{1}{(1+\frac{k}{2})^\alpha} \sum_{l=1}^{\lfloor \frac{k}{2} \rfloor} \rho^l \times |\mathbf{L}_i|_0^{l/2} + \sum_{l=\lfloor \frac{k}{2} \rfloor + 1}^{\infty} \rho^l |\mathbf{L}_i|_0^{l/2} \leq \frac{C}{(1+k)^\alpha},$$

we prove 4. \square

proof of theorem 1. 1. From lemma 1 and (B.6), (B.7) in Y. Zhang and Dimitris N Politis 2023 , we have

$$\begin{aligned} \|\boldsymbol{\Pi}_i \mathbf{b}\|_m &= \left\| \sum_{t=1}^T \boldsymbol{\epsilon}_i^{(t)} \mathbf{b}_t \right\|_m \leq C |\mathbf{b}|_2 \times \left(\sup_{t \in \mathbf{Z}, i=1, \dots, d} \|\boldsymbol{\epsilon}_i^{(t)}\|_m + \sum_{s=0}^{\infty} \delta^{(s)} \right) \leq C_1 |\mathbf{b}|_2 \\ \text{and } \|\boldsymbol{\Pi}_i^{(s)} \mathbf{b}\|_m &= \left\| \sum_{t=1}^T (\boldsymbol{\epsilon}_i^{(t)} - \mathbf{E} \boldsymbol{\epsilon}_i^{(t)} | \mathcal{F}^{(t,s)}) \mathbf{b}_t \right\|_m \leq C |\mathbf{b}|_2 \times \sum_{k=s}^{\infty} \delta^{(k)} \leq C_1 |\mathbf{b}|_2 \times (1+s)^{-\alpha} \end{aligned}$$

Therefore,

$$\begin{aligned}\|\mathbf{\Pi}\mathbf{b}\|_\infty\|_m &= \left\| \max_{i=1,\dots,d} |\Pi_i \cdot \mathbf{b}| \right\|_m \leq d^{1/m} \max_{i=1,\dots,d} \|\Pi_i \cdot \mathbf{b}\|_m \leq Cd^{1/m} \times \|\mathbf{b}\|_2, \\ \|\mathbf{\Pi}^{(s)}\mathbf{b}\|_\infty\|_m &= \left\| \max_{i=1,\dots,d} |\Pi_i^{(s)} \cdot \mathbf{b}| \right\|_m \leq Cd^{1/m} \|\mathbf{b}\|_2 \times (1+s)^{-\alpha}.\end{aligned}$$

2. From lemma B.1 and eq.(B.18) in Y. Zhang and Dimitris N Politis 2023,

$$\begin{aligned}& \left| \text{Prob}\left(|\sqrt{T}\bar{\boldsymbol{\epsilon}}|_\infty \leq x\right) - \text{Prob}\left(|\boldsymbol{\xi}|_\infty \leq x\right) \right| \\ & \leq \sup_{x \in \mathbf{R}} \left| \mathbf{E}h_{\psi,\psi,x}(\sqrt{T}\bar{\boldsymbol{\epsilon}}_1, \dots, \sqrt{T}\bar{\boldsymbol{\epsilon}}_d) - \mathbf{E}h_{\psi,\psi,x}(\boldsymbol{\xi}_1, \dots, \boldsymbol{\xi}_d) \right| \\ & \quad + Ct(1 + \sqrt{\log(d)} + \sqrt{|\log(t)|}),\end{aligned}\tag{A.2}$$

here $t = \frac{1+\log(2d)}{\psi}$ and $h_{\psi,\psi,x}(\cdot)$ coincides with Y. Zhang and Dimitris N Politis 2023. For

$$\left\| \sqrt{T}\bar{\boldsymbol{\epsilon}}_i - \frac{1}{\sqrt{T}} \sum_{t=1}^T \mathbf{E}\boldsymbol{\epsilon}_i^{(t)} | \mathcal{F}^{(t,s)} \right\|_m \leq C(1+s)^{-\alpha},$$

we have

$$\begin{aligned}& \left| \mathbf{E}h_{\psi,\psi,x}(\sqrt{T}\bar{\boldsymbol{\epsilon}}_1, \dots, \sqrt{T}\bar{\boldsymbol{\epsilon}}_d) - \mathbf{E}h_{\psi,\psi,x} \left(\frac{1}{\sqrt{T}} \sum_{t=1}^T \mathbf{E}\boldsymbol{\epsilon}_1^{(t)} | \mathcal{F}^{(t,s)}, \dots, \frac{1}{\sqrt{T}} \sum_{t=1}^T \mathbf{E}\boldsymbol{\epsilon}_d^{(t)} | \mathcal{F}^{(t,s)} \right) \right| \\ & \leq C\psi \left\| \max_{i=1,\dots,d} \left| \sqrt{T}\bar{\boldsymbol{\epsilon}}_i - \frac{1}{\sqrt{T}} \sum_{t=1}^T \mathbf{E}\boldsymbol{\epsilon}_i^{(t)} | \mathcal{F}^{(t,s)} \right| \right\|_m \leq C_1\psi d^{1/m} \times (1+s)^{-\alpha}.\end{aligned}\tag{A.3}$$

For a given integer $q > s$, define the ‘big-block’ and the ‘small-block’

$$\boldsymbol{\gamma}^{(k)} = \frac{1}{\sqrt{T}} \sum_{t=(q+s) \times (k-1) + 1}^{((q+s) \times (k-1) + q) \wedge T} \mathbf{E}\boldsymbol{\epsilon}^{(t)} | \mathcal{F}^{(t,s)} \quad \text{and} \quad \boldsymbol{\eta}^{(k)} = \frac{1}{\sqrt{T}} \sum_{t=(q+s) \times (k-1) + q + 1}^{((q+s) \times k) \wedge T} \mathbf{E}\boldsymbol{\epsilon}^{(t)} | \mathcal{F}^{(t,s)}.$$

Define $v = \lceil \frac{T}{q+s} \rceil$, here $\lceil x \rceil$ is the smallest integer that is larger than or equal to x . Then

$$\frac{1}{\sqrt{T}} \sum_{t=1}^T \mathbf{E}\boldsymbol{\epsilon}_i^{(t)} | \mathcal{F}^{(t,s)} = \sum_{k=1}^v \boldsymbol{\gamma}_i^{(k)} + \sum_{k=1}^v \boldsymbol{\eta}_i^{(k)}.$$

Moreover, $\boldsymbol{\gamma}^{(k)}$ are mutually independent; and $\boldsymbol{\eta}^{(k)}$ are mutually independent. Since $\mathbf{E}\boldsymbol{\epsilon}^{(t)} | \mathcal{F}^{(t,s)} = \mathbf{E}\boldsymbol{\epsilon}^{(t)} | \mathcal{F}^{(t,0)} + \sum_{l=1}^s \left(\mathbf{E}\boldsymbol{\epsilon}^{(t)} | \mathcal{F}^{(t,l)} - \mathbf{E}\boldsymbol{\epsilon}^{(t)} | \mathcal{F}^{(t,l-1)} \right)$, from (B.7) in Y. Zhang and Dimitris N

Politis 2023,

$$\begin{aligned}
& \left\| \frac{1}{\sqrt{T}} \sum_{t=1}^T \mathbf{E} \boldsymbol{\epsilon}_i^{(t)} | \mathcal{F}^{(t,s)} - \sum_{k=1}^v \boldsymbol{\gamma}_i^{(k)} \right\|_m = \left\| \sum_{k=1}^v \boldsymbol{\eta}_i^{(k)} \right\|_m \leq \frac{C\sqrt{v \times s}}{\sqrt{T}} \\
\Rightarrow \sup_{x \in \mathbf{R}} & | \mathbf{E} h_{\psi, \psi, x} \left(\frac{1}{\sqrt{T}} \sum_{t=1}^T \mathbf{E} \boldsymbol{\epsilon}_1^{(t)} | \mathcal{F}^{(t,s)}, \dots, \frac{1}{\sqrt{T}} \sum_{t=1}^T \mathbf{E} \boldsymbol{\epsilon}_d^{(t)} | \mathcal{F}^{(t,s)} \right) \\
& \quad - \mathbf{E} h_{\psi, \psi, x} \left(\sum_{k=1}^v \boldsymbol{\gamma}_1^{(k)}, \dots, \sum_{k=1}^v \boldsymbol{\gamma}_d^{(k)} \right) | \\
& \leq C\psi \times \left\| \max_{k=1, \dots, d} \left| \sum_{k=1}^v \boldsymbol{\eta}_i^{(k)} \right| \right\|_m \leq \frac{C_1 \psi \times d^{1/m} \times \sqrt{vs}}{\sqrt{T}}.
\end{aligned} \tag{A.4}$$

Define $\boldsymbol{\zeta}_i^{(t)*}$, $t = 1, \dots, T$, $i = 1, \dots, d$ as joint normal random variables such that $\mathbf{E} \boldsymbol{\zeta}_i^{(t)*} = 0$, $Cov(\boldsymbol{\zeta}_{i_1}^{(t_1)*}, \boldsymbol{\zeta}_{i_2}^{(t_2)*}) = Cov(\mathbf{E} \boldsymbol{\epsilon}_{i_1}^{(t_1)} | \mathcal{F}^{(t_1,s)}, \mathbf{E} \boldsymbol{\epsilon}_{i_2}^{(t_2)} | \mathcal{F}^{(t_2,s)})$, and $\boldsymbol{\zeta}_i^{(t)*}$ is independent of e_t , $t \in \mathbf{Z}$.

Define

$$\boldsymbol{\gamma}_i^{(k)*} = \frac{1}{\sqrt{T}} \sum_{t=(q+s) \times (k-1) + 1}^{((q+s) \times (k-1) + q) \wedge T} \boldsymbol{\zeta}_i^{(t)*},$$

we have $\mathbf{E} \boldsymbol{\gamma}_i^{(k)*} = 0$, $Cov(\boldsymbol{\gamma}_i^{(k)*}, \boldsymbol{\gamma}_j^{(k)*}) = Cov(\boldsymbol{\gamma}_i^{(k)}, \boldsymbol{\gamma}_j^{(k)})$, and $\boldsymbol{\gamma}^{(k)*} \in \mathbf{R}^d$ are mutually independent. Define $\boldsymbol{\lambda}^{(k)} = \sum_{l=1}^{k-1} \boldsymbol{\gamma}^{(l)} + \sum_{l=k+1}^v \boldsymbol{\gamma}^{(l)*}$, then $\boldsymbol{\lambda}^{(k)} + \boldsymbol{\gamma}^{(k)} = \boldsymbol{\lambda}^{(k+1)} + \boldsymbol{\gamma}^{(k+1)*}$.

Moreover,

$$\begin{aligned}
& \left| \mathbf{E} h_{\psi, \psi, x} \left(\sum_{k=1}^v \boldsymbol{\gamma}_1^{(k)}, \dots, \sum_{k=1}^v \boldsymbol{\gamma}_d^{(k)} \right) - \mathbf{E} h_{\psi, \psi, x} \left(\sum_{k=1}^v \boldsymbol{\gamma}_1^{(k)*}, \dots, \sum_{k=1}^v \boldsymbol{\gamma}_d^{(k)*} \right) \right| \\
& = \left| \mathbf{E} h_{\psi, \psi, x} \left(\boldsymbol{\lambda}_1^{(v)} + \boldsymbol{\gamma}_1^{(v)}, \dots, \boldsymbol{\lambda}_d^{(v)} + \boldsymbol{\gamma}_d^{(v)} \right) - \mathbf{E} h_{\psi, \psi, x} \left(\boldsymbol{\lambda}_1^{(1)} + \boldsymbol{\gamma}_1^{(1)*}, \dots, \boldsymbol{\lambda}_d^{(1)} + \boldsymbol{\gamma}_d^{(1)*} \right) \right| \\
& \leq \sum_{l=1}^v \left| \mathbf{E} h_{\psi, \psi, x} \left(\boldsymbol{\lambda}_1^{(l)} + \boldsymbol{\gamma}_1^{(l)}, \dots, \boldsymbol{\lambda}_d^{(l)} + \boldsymbol{\gamma}_d^{(l)} \right) - \mathbf{E} h_{\psi, \psi, x} \left(\boldsymbol{\lambda}_1^{(l)} + \boldsymbol{\gamma}_1^{(l)*}, \dots, \boldsymbol{\lambda}_d^{(l)} + \boldsymbol{\gamma}_d^{(l)*} \right) \right|.
\end{aligned} \tag{A.5}$$

Similar to eq.(B.26) in Y. Zhang and Dimitris N Politis 2023, we have

$$\begin{aligned}
& \left| \mathbf{E} h_{\psi, \psi, x} \left(\boldsymbol{\lambda}_1^{(l)} + \boldsymbol{\gamma}_1^{(l)}, \dots, \boldsymbol{\lambda}_d^{(l)} + \boldsymbol{\gamma}_d^{(l)} \right) - \mathbf{E} h_{\psi, \psi, x} \left(\boldsymbol{\lambda}_1^{(l)} + \boldsymbol{\gamma}_1^{(l)*}, \dots, \boldsymbol{\lambda}_d^{(l)} + \boldsymbol{\gamma}_d^{(l)*} \right) \right| \\
& \leq C\psi^3 \times d^{3/m} \times \max_{s=1, \dots, d} \|\boldsymbol{\gamma}_s^{(l)}\|_m^3 \leq C_1 \psi^3 d^{3/m} \times \left(\frac{\sqrt{q}}{\sqrt{T}} \right)^3 \\
\Rightarrow & \left| \mathbf{E} h_{\psi, \psi, x} \left(\sum_{k=1}^v \boldsymbol{\gamma}_1^{(k)}, \dots, \sum_{k=1}^v \boldsymbol{\gamma}_d^{(k)} \right) - \mathbf{E} h_{\psi, \psi, x} \left(\sum_{k=1}^v \boldsymbol{\gamma}_1^{(k)*}, \dots, \sum_{k=1}^v \boldsymbol{\gamma}_d^{(k)*} \right) \right| \\
& \leq Cv \times \psi^3 d^{3/m} \left(\frac{\sqrt{q}}{\sqrt{T}} \right)^3 \leq C_1 \psi^3 \times d^{3/m} \times \left(\frac{q}{T} \right)^{1/2}.
\end{aligned} \tag{A.6}$$

Similar to (B.29) and (B.30) in Y. Zhang and Dimitris N Politis 2023,

$$\begin{aligned}
|\mathbf{E}h_{\psi,\psi,x}\left(\sum_{k=1}^v \gamma_1^{(k)*}, \dots, \sum_{k=1}^v \gamma_d^{(k)*}\right) - \mathbf{E}h_{\psi,\psi,x}(\boldsymbol{\xi}_1, \dots, \boldsymbol{\xi}_d)| &\leq C\psi \times d^{1/m} \times \max_{i=1,\dots,d} \left\| \sum_{k=1}^v \boldsymbol{\eta}_i^{(k)} \right\|_2 \\
&+ \frac{C\psi^2}{T} \max_{i_1, i_2=1, \dots, d} \left| \sum_{t_1=1}^T \sum_{t_2=1}^T \text{Cov}(\mathbf{E}\boldsymbol{\epsilon}_{i_1}^{(t_1)} | \mathcal{F}^{(t_1,s)}, \mathbf{E}\boldsymbol{\epsilon}_{i_2}^{(t_2)} | \mathcal{F}^{(t_2,s)}) - \text{Cov}(\boldsymbol{\epsilon}_{i_1}^{(t_1)}, \boldsymbol{\epsilon}_{i_2}^{(t_2)}) \right| \\
&\leq \frac{C_1\psi \times d^{1/m} \sqrt{s}}{\sqrt{q}} + \frac{C_2\psi^2}{T} \sum_{|t_1-t_2| \leq s} \|\boldsymbol{\epsilon}_{i_1}^{(t_1)} - \mathbf{E}\boldsymbol{\epsilon}_{i_1}^{(t_1)} | \mathcal{F}^{(t_1,s)}\|_m \\
&+ \frac{C_2\psi^2}{T} \sum_{|t_1-t_2| \leq s} \|\boldsymbol{\epsilon}_{i_2}^{(t_2)} - \mathbf{E}\boldsymbol{\epsilon}_{i_2}^{(t_2)} | \mathcal{F}^{(t_2,s)}\|_m + \frac{C_2\psi^2}{T} \sum_{|t_1-t_2| > s} |\text{Cov}(\boldsymbol{\epsilon}_{i_1}^{(t_1)}, \boldsymbol{\epsilon}_{i_2}^{(t_2)})| \\
&\leq \frac{C_1\psi \times d^{1/m} \sqrt{s}}{\sqrt{q}} + C_3\psi^2(1+s)^{1-\alpha} + C_3\psi^2 \sum_{l=s+1}^{\infty} \frac{1}{(1+l)^\alpha}.
\end{aligned} \tag{A.7}$$

According to the assumption, $\alpha_d = \frac{m\alpha}{1+12\alpha} - \delta$ with $\delta > 0$. Choose $\psi = \log^3(T)$ and $s = \lfloor T^{\alpha_s} \rfloor$, $q = \lfloor T^{\alpha_q} \rfloor$; here

$$\alpha_s = 1 - \frac{12\alpha_d}{m} - \frac{10\delta}{m} = \frac{1}{1+12\alpha} + \frac{2\delta}{m} > 0 \text{ and } \alpha_q = 1 - \frac{6\alpha_d}{m} - \frac{4\delta}{m} = \frac{1+6\alpha}{1+12\alpha} + \frac{2\delta}{m} > 0.$$

Since

$$\begin{aligned}
\frac{\alpha_d}{m} - \alpha\alpha_s &= -\frac{\delta}{m}(1+2\alpha) < 0, \quad \frac{\alpha_d}{m} + \frac{\alpha_s}{2} - \frac{\alpha_q}{2} = -\frac{2\alpha}{1+12\alpha} - \frac{\delta}{m} < 0 \\
\frac{3\alpha_d}{m} + \frac{\alpha_q}{2} - \frac{1}{2} &= -\frac{2\delta}{m} < 0.
\end{aligned}$$

From eq.(A.2), eq.(A.3), eq.(A.4), eq.(A.6), and eq.(A.7), we prove 2.

3. Notice that

$$\begin{aligned}
&\left| \frac{1}{T} \sum_{t_1=1}^T \sum_{t_2=1}^T K\left(\frac{t_1-t_2}{k_T}\right) \boldsymbol{\epsilon}_i^{(t_1)} \boldsymbol{\epsilon}_j^{(t_2)} - T \times \text{Cov}(\bar{\boldsymbol{\epsilon}}_i, \bar{\boldsymbol{\epsilon}}_j) \right| \\
&\leq \left| \frac{1}{T} \sum_{t_1=1}^T \sum_{t_2=1}^T \left(1 - K\left(\frac{t_1-t_2}{k_T}\right)\right) \mathbf{E}\boldsymbol{\epsilon}_i^{(t_1)} \boldsymbol{\epsilon}_j^{(t_2)} \right| \\
&+ \left| \frac{1}{T} \sum_{t_1=1}^T \sum_{t_2=1}^T K\left(\frac{t_1-t_2}{k_T}\right) \left(\boldsymbol{\epsilon}_i^{(t_1)} \boldsymbol{\epsilon}_j^{(t_2)} - \mathbf{E}\boldsymbol{\epsilon}_i^{(t_1)} \boldsymbol{\epsilon}_j^{(t_2)}\right) \right|.
\end{aligned}$$

From section 0.9.7 in Horn and Johnson 2013, (B.33) and (B.34) in Y. Zhang and Dimitris N

Politis 2023, and eq.(15),

$$\begin{aligned} \left| \frac{1}{T} \sum_{t_1=1}^T \sum_{t_2=1}^T \left(1 - K \left(\frac{t_1 - t_2}{k_T} \right) \right) \mathbf{E} \epsilon_i^{(t_1)} \epsilon_j^{(t_2)} \right| &\leq \frac{C}{T} \sum_{t_1=1}^T \sum_{t_2=1}^T \left(1 - K \left(\frac{t_1 - t_2}{k_T} \right) \right) (1 + |t_1 - t_2|)^{-\alpha} \\ &\leq C_1 \sum_{s=0}^{\infty} \left(1 - K \left(\frac{s}{k_T} \right) \right) (1 + s)^{-\alpha} = O(v_T). \end{aligned}$$

On the other hand,

$$\begin{aligned} &\left\| \frac{1}{T} \sum_{t_1=1}^T \sum_{t_2=1}^T K \left(\frac{t_1 - t_2}{k_T} \right) \left(\epsilon_i^{(t_1)} \epsilon_j^{(t_2)} - \mathbf{E} \epsilon_i^{(t_1)} \epsilon_j^{(t_2)} \right) \right\|_{m/2} \\ &\leq \frac{1}{T} \sum_{s=0}^{T-1} K \left(\frac{s}{k_T} \right) \left\| \sum_{t_2=1}^{T-s} \epsilon_i^{(t_2+s)} \epsilon_j^{(t_2)} - \mathbf{E} \epsilon_i^{(t_2+s)} \epsilon_j^{(t_2)} \right\|_{m/2} \\ &\quad + \frac{1}{T} \sum_{s=0}^{T-1} K \left(\frac{s}{k_T} \right) \left\| \sum_{t_1=1}^{T-s} \epsilon_i^{(t_1)} \epsilon_j^{(t_1+s)} - \mathbf{E} \epsilon_i^{(t_1)} \epsilon_j^{(t_1+s)} \right\|_{m/2}. \end{aligned}$$

Similar to eq.(B.37) in Y. Zhang and Dimitris N. Politis 2022,

$$\begin{aligned} \left\| \sum_{t_2=1}^{T-s} \epsilon_i^{(t_2+s)} \epsilon_j^{(t_2)} - \mathbf{E} \epsilon_i^{(t_2+s)} \epsilon_j^{(t_2)} \right\|_{m/2} &\leq \left\| \sum_{t_2=1}^{T-s} \mathbf{E} \epsilon_i^{(t_2+s)} \epsilon_j^{(t_2)} | \mathcal{F}^{(t_2+s,0)} - \mathbf{E} \epsilon_i^{(t_2+s)} \epsilon_j^{(t_2)} \right\|_{m/2} \\ &\quad + \sum_{l=1}^{\infty} \left\| \sum_{t_2=1}^{T-s} \left(\mathbf{E} \epsilon_i^{(t_2+s)} \epsilon_j^{(t_2)} | \mathcal{F}^{(t_2+s,l)} - \mathbf{E} \epsilon_i^{(t_2+s)} \epsilon_j^{(t_2)} | \mathcal{F}^{(t_2+s,l-1)} \right) \right\|_{m/2} \\ &\leq C\sqrt{T} + C\sqrt{T} \left(\sum_{l=1}^{\infty} \delta^{(l)} + \sum_{l=1}^{\infty} \delta^{(l-s)} \right) \leq C_1\sqrt{T}. \end{aligned}$$

Therefore

$$\begin{aligned} \left\| \frac{1}{T} \sum_{t_1=1}^T \sum_{t_2=1}^T K \left(\frac{t_1 - t_2}{k_T} \right) \left(\epsilon_i^{(t_1)} \epsilon_j^{(t_2)} - \mathbf{E} \epsilon_i^{(t_1)} \epsilon_j^{(t_2)} \right) \right\|_{m/2} &\leq \frac{C}{\sqrt{T}} \sum_{s=0}^{\infty} K \left(\frac{s}{k_T} \right) \leq \frac{C_1 k_T}{\sqrt{T}} \\ \text{and } \left\| \max_{i,j=1,\dots,d} \left| \frac{1}{T} \sum_{t_1=1}^T \sum_{t_2=1}^T K \left(\frac{t_1 - t_2}{k_T} \right) \epsilon_i^{(t_1)} \epsilon_j^{(t_2)} - T \times \text{Cov}(\bar{\epsilon}_i, \bar{\epsilon}_j) \right| \right\|_{m/2} & \\ &\leq \max_{i,j=1,\dots,d} \left| \frac{1}{T} \sum_{t_1=1}^T \sum_{t_2=1}^T \left(1 - K \left(\frac{t_1 - t_2}{k_T} \right) \right) \mathbf{E} \epsilon_i^{(t_1)} \epsilon_j^{(t_2)} \right| \\ &\quad + \left\| \max_{i,j=1,\dots,d} \left| \frac{1}{T} \sum_{t_1=1}^T \sum_{t_2=1}^T K \left(\frac{t_1 - t_2}{k_T} \right) \left(\epsilon_i^{(t_1)} \epsilon_j^{(t_2)} - \mathbf{E} \epsilon_i^{(t_1)} \epsilon_j^{(t_2)} \right) \right| \right\|_{m/2} \\ &= O \left(v_T + d^{4/m} \times \frac{k_T}{\sqrt{T}} \right), \end{aligned} \tag{A.8}$$

and we prove 3. \square

B Proofs of theorems in section 4

Concatenate $\mathbf{x}^{(t)}$ into $\mathbf{z}^{(t)} = (\mathbf{x}^{(t)\top}, \mathbf{x}^{(t-1)\top}, \dots, \mathbf{x}^{(t-p+1)\top})^\top$ for $t \in \mathbf{Z}$. From lemma 1, we know that $\mathbf{z}^{(t)}$ are (m, α) -short range dependent random variables. Moreover, define $\Sigma^{(0)} = \mathbf{E}\mathbf{z}^{(p)}\mathbf{z}^{(p)\top}$ and $\Sigma^{(1)} = \mathbf{E}\mathbf{z}^{(p)}\mathbf{z}^{(p+1)\top}$, then $\mathbf{z}^{(t)}\mathbf{z}^{(t)\top} - \Sigma^{(0)}$ and $\mathbf{z}^{(t)}\mathbf{z}^{(t+1)\top} - \Sigma^{(1)}$ should be $(\frac{m}{2}, \alpha)$ -short range dependent random variables. With the help of these observations, we are able to derive an important lemma, which serves as a foundation for the follow-up analysis.

Lemma B.1

Suppose assumption 1 to 3 in section 4. Then we have

$$\begin{aligned} & \left\| \frac{1}{T} \sum_{t=p}^{T-1} \mathbf{z}^{(t)}\mathbf{z}^{(t)\top} - \Sigma^{(0)} \right\|_\infty \|_{m/2} = O\left(T^{\frac{4\alpha_d}{m} - \frac{1}{2}}\right) \\ \text{and } & \left\| \frac{1}{T} \sum_{t=p}^{T-1} \mathbf{z}^{(t)}\mathbf{z}^{(t+1)\top} - \Sigma^{(1)} \right\|_\infty \|_{m/2} = O\left(T^{\frac{4\alpha_d}{m} - \frac{1}{2}}\right). \end{aligned} \quad (\text{B.1})$$

proof of lemma B.1. For

$$\begin{aligned} |\Sigma_{ij}^{(0)}| &= |\mathbf{E}\mathbf{z}_i^{(p)}\mathbf{z}_j^{(p)}| \leq \|\mathbf{z}_i^{(p)}\|_m \times \|\mathbf{z}_j^{(p)}\|_m \leq C \\ \text{and } |\Sigma_{ij}^{(1)}| &= |\mathbf{E}\mathbf{z}_i^{(p)}\mathbf{z}_j^{(p+1)}| \leq \|\mathbf{z}_i^{(p)}\|_m \times \|\mathbf{z}_j^{(p+1)}\|_m \leq C. \end{aligned}$$

From theorem 1,

$$\begin{aligned} \left\| \frac{1}{T} \sum_{t=p}^{T-1} \mathbf{z}^{(t)}\mathbf{z}^{(t)\top} - \Sigma^{(0)} \right\|_\infty \|_{m/2} &\leq \left\| \frac{1}{T} \sum_{t=p}^{T-1} (\mathbf{z}^{(t)}\mathbf{z}^{(t)\top} - \Sigma^{(0)}) \right\|_\infty \|_{m/2} + \frac{p}{T} |\Sigma^{(0)}|_\infty \\ &\leq \frac{Cd_m^{\frac{4}{m}}}{\sqrt{T}} \leq C_1 \times T^{\frac{4\alpha_d}{m} - \frac{1}{2}} \\ \text{and } \left\| \frac{1}{T} \sum_{t=p}^{T-1} \mathbf{z}^{(t)}\mathbf{z}^{(t+1)\top} - \Sigma^{(1)} \right\|_\infty \|_{m/2} &\leq \left\| \frac{1}{T} \sum_{t=p}^{T-1} (\mathbf{z}^{(t)}\mathbf{z}^{(t+1)\top} - \Sigma^{(1)}) \right\|_\infty \|_{m/2} + \frac{p}{T} |\Sigma^{(1)}|_\infty \\ &\leq C_2 \times T^{\frac{4\alpha_d}{m} - \frac{1}{2}}, \end{aligned}$$

and we prove lemma B.1. \square

proof of theorem 2. Define $\widehat{\Sigma}^{(0)} = \frac{1}{T} \sum_{t=p}^{T-1} \mathbf{z}^{(t)}\mathbf{z}^{(t)\top}$ and $\widehat{\Sigma}^{(1)} = \frac{1}{T} \sum_{t=p}^{T-1} \mathbf{z}^{(t)}\mathbf{z}^{(t+1)\top}$. By

definition

$$\begin{aligned}
& \frac{1}{2T} |\mathbf{y}^{(l)} - \mathbf{W}\tilde{\mathbf{S}}_{\cdot l}|_2^2 + \lambda |\tilde{\mathbf{S}}_{\cdot l}|_1 \leq \frac{1}{2T} |\mathbf{y}^{(l)} - \mathbf{W}\mathbf{S}_{\cdot l}|_2^2 + \lambda |\mathbf{S}_{\cdot l}|_1 \\
\Rightarrow & \frac{1}{2} (\tilde{\mathbf{S}}_{\cdot l} - \mathbf{S}_{\cdot l})^\top \widehat{\boldsymbol{\Sigma}}^{(0)} (\tilde{\mathbf{S}}_{\cdot l} - \mathbf{S}_{\cdot l}) \leq \lambda |\mathbf{S}_{\cdot l}|_1 - \lambda |\tilde{\mathbf{S}}_{\cdot l}|_1 + \frac{1}{T} \boldsymbol{\eta}^{(l)\top} \mathbf{W} (\tilde{\mathbf{S}}_{\cdot l} - \mathbf{S}_{\cdot l}) \\
& \leq \lambda \sum_{j \in \mathcal{B}_l} |\tilde{\mathbf{S}}_{jl} - \mathbf{S}_{jl}| - \lambda \sum_{j \notin \mathcal{B}_l} |\tilde{\mathbf{S}}_{jl}| + \left| \frac{1}{T} \mathbf{W}^\top \boldsymbol{\eta}^{(l)} \right|_\infty \times |\tilde{\mathbf{S}}_{\cdot l} - \mathbf{S}_{\cdot l}|_1
\end{aligned}$$

From the Yule-Walker equation (see Reinsel 1993)

$$\mathbf{z}_j^{(t)} \boldsymbol{\epsilon}_l^{(t+1)} = (\mathbf{z}_j^{(t)} \mathbf{z}_l^{(t+1)} - \boldsymbol{\Sigma}_{jl}^{(1)}) - \sum_{k=1}^{pd} \mathbf{S}_{kl} (\mathbf{z}_k^{(t)} \mathbf{z}_j^{(t)} - \boldsymbol{\Sigma}_{kj}^{(0)}), \quad (\text{B.2})$$

also notice that $\sum_{k=1}^{pd} |\mathbf{S}_{kl}| \leq C \times \max_{l=1, \dots, d} |\mathcal{B}_l| \leq C_0$ for all l . Therefore, from lemma 1, $\mathbf{z}^{(t)} \boldsymbol{\epsilon}^{(t+1)\top}$ are also $(m/2, \alpha)$ -short range dependent random variables. For $(\mathbf{W}^\top \boldsymbol{\eta}^{(l)})_j = \sum_{t=p}^{T-1} \mathbf{z}_j^{(t)} \boldsymbol{\epsilon}_l^{(t+1)}$, theorem 1 implies

$$\max_{l=1, \dots, d} \left| \frac{1}{T} \mathbf{W}^\top \boldsymbol{\eta}^{(l)} \right|_\infty = \max_{j=1, \dots, pd, l=1, \dots, d} \left| \frac{1}{T} \sum_{t=p}^{T-1} \mathbf{z}_j^{(t)} \boldsymbol{\epsilon}_l^{(t+1)} \right| = O_p \left(T^{\frac{4\alpha d}{m} - \frac{1}{2}} \right).$$

From assumption 2, with probability tending to 1

$$\begin{aligned}
0 & \leq \frac{3\lambda}{2} \sum_{j \in \mathcal{B}_l} |\tilde{\mathbf{S}}_{jl} - \mathbf{S}_{jl}| - \frac{\lambda}{2} \sum_{j \notin \mathcal{B}_l} |\tilde{\mathbf{S}}_{jl}| \\
\Rightarrow & \sum_{j \notin \mathcal{B}_l} |\tilde{\mathbf{S}}_{jl}| \leq 3 \sum_{j \in \mathcal{B}_l} |\tilde{\mathbf{S}}_{jl} - \mathbf{S}_{jl}| \text{ for all } l = 1, \dots, d.
\end{aligned}$$

Therefore, with probability tending to 1

$$|\tilde{\mathbf{S}}_{\cdot l} - \mathbf{S}_{\cdot l}|_1 \leq 4 \sum_{j \in \mathcal{B}_l} |\tilde{\mathbf{S}}_{jl} - \mathbf{S}_{jl}| \leq 4\sqrt{|\mathcal{B}_l|} \times |\tilde{\mathbf{S}}_{\cdot l} - \mathbf{S}_{\cdot l}|_2 \leq C |\tilde{\mathbf{S}}_{\cdot l} - \mathbf{S}_{\cdot l}|_2, \quad (\text{B.3})$$

and from assumption 2, for sufficiently large T

$$\begin{aligned}
(\tilde{\mathbf{S}}_{\cdot l} - \mathbf{S}_{\cdot l})^\top \widehat{\boldsymbol{\Sigma}}^{(0)} (\tilde{\mathbf{S}}_{\cdot l} - \mathbf{S}_{\cdot l}) & \geq (\tilde{\mathbf{S}}_{\cdot l} - \mathbf{S}_{\cdot l})^\top \boldsymbol{\Sigma}^{(0)} (\tilde{\mathbf{S}}_{\cdot l} - \mathbf{S}_{\cdot l}) - |\widehat{\boldsymbol{\Sigma}}^{(0)} - \boldsymbol{\Sigma}^{(0)}|_\infty \times |\tilde{\mathbf{S}}_{\cdot l} - \mathbf{S}_{\cdot l}|_1^2 \\
& \geq \frac{c}{2} |\tilde{\mathbf{S}}_{\cdot l} - \mathbf{S}_{\cdot l}|_2^2.
\end{aligned}$$

Correspondingly, we have

$$\frac{c}{2}|\tilde{\mathbf{S}}_{\cdot l} - \mathbf{S}_{\cdot l}|_2^2 \leq \frac{3\lambda}{2} \sum_{j \in \mathcal{B}_l} |\tilde{\mathbf{S}}_{jl} - \mathbf{S}_{jl}| \leq C\lambda|\tilde{\mathbf{S}}_{\cdot l} - \mathbf{S}_{\cdot l}|_2 \Rightarrow |\tilde{\mathbf{S}}_{\cdot l} - \mathbf{S}_{\cdot l}|_2 \leq C\lambda$$

for any l with probability tending to 1. From eq.(B.3), with probability tending to 1

$$|\tilde{\mathbf{S}}_{\cdot l} - \mathbf{S}_{\cdot l}|_1 \leq C|\tilde{\mathbf{S}}_{\cdot l} - \mathbf{S}_{\cdot l}|_2 \leq C_1\lambda$$

and we prove eq.(17).

For

$$\begin{aligned} \text{Prob}\left(\cup_{l=1, \dots, d} (\tilde{\mathcal{B}}_l \neq \mathcal{B}_l)\right) &\leq \text{Prob}\left(\exists l = 1, \dots, d, j \in \mathcal{B}_l : |\tilde{\mathbf{S}}_{jl}| \leq b_T\right) \\ &\quad + \text{Prob}\left(\exists l = 1, \dots, d, j \notin \mathcal{B}_l : |\tilde{\mathbf{S}}_{jl}| > b_T\right). \end{aligned}$$

Notice that

$$\begin{aligned} |\tilde{\mathbf{S}}_{jl}| &\geq |\mathbf{S}_{jl}| - |\tilde{\mathbf{S}}_{jl} - \mathbf{S}_{jl}|, \\ \text{so } \text{Prob}\left(\exists l = 1, \dots, d, j \in \mathcal{B}_l : |\tilde{\mathbf{S}}_{jl}| \leq b_T\right) &\leq \text{Prob}\left(\max_{l=1, \dots, d} |\tilde{\mathbf{S}}_{\cdot l} - \mathbf{S}_{\cdot l}|_\infty > b_T\right) = o(1). \end{aligned}$$

Similarly,

$$\text{Prob}\left(\exists l = 1, \dots, d, j \notin \mathcal{B}_l : |\tilde{\mathbf{S}}_{jl}| > b_T\right) \leq \text{Prob}\left(\max_{l=1, \dots, d} |\tilde{\mathbf{S}}_{jl} - \mathbf{S}_{jl}| > b_T\right) = o(1),$$

and we prove eq.(18). \square

Before proving the asymptotic distribution of the post-selection estimator $\hat{\mathbf{S}}$, we derive the algebraic properties of the partial inverse operator in the following lemma.

Lemma B.2

The partial inverse operator $\mathcal{F}(\cdot)$ in definition 1 has the following properties:

i. For a given matrix $\mathbf{A} \in \mathbf{R}^{m \times m}$ and a set $\mathcal{B} = \{1 \leq k_1 < k_2 < \dots < k_s \leq m\}$, define the submatrix $\mathbf{A}_{\mathcal{B}}$ as in the introduction. If \mathbf{A} is symmetric and all of its eigenvalues are greater than a constant $c > 0$, then

$$\mathcal{F}_{\mathcal{B}}(\mathbf{A}) \text{ is symmetric and } |\mathbf{F}_{\mathcal{B}}(\mathbf{A})|_{L_1} \leq \frac{|\mathcal{B}|}{c}. \quad (\text{B.4})$$

ii. Suppose $\mathbf{A}_{\mathcal{B}}$ is invertible. In addition suppose $\boldsymbol{\beta} \in \mathcal{R}^m$ satisfies $\beta_i = 0$ if $i \notin \mathcal{B}$. Then we have

$$\mathcal{F}_{\mathcal{B}}(\mathbf{A})\mathbf{A}\boldsymbol{\beta} = \boldsymbol{\beta}. \quad (\text{B.5})$$

Therefore, even if the matrix \mathbf{A} is not invertible, which is a common practice when the number of parameters to estimate exceeds the sample size in linear regression, the partial inverse matrix $\mathcal{F}_{\mathcal{B}}(\mathbf{A})$ still behaves like the inverse matrix when acting on a sparse vector $\boldsymbol{\beta}$. This property motivates the development of the post-selection estimator $\widehat{\mathbf{S}}$, which can be recognized as a generalization of the least square estimator to high-dimensional setting.

proof of lemma B.2. i. For \mathbf{A} is symmetric and positive definite, $\mathbf{A}_{\mathcal{B}}$ is symmetric and positive definite, and its inverse $\mathbf{A}_{\mathcal{B}}^{-1}$ is symmetric. Therefore, eq.(5) implies that $\mathcal{F}_{\mathcal{B}}(\mathbf{A})$ is symmetric. Moreover, for $|\mathbf{A}_{\mathcal{B}}^{-1}|_2 \leq \frac{1}{c}$,

$$|\mathcal{F}_{\mathcal{B}}(\mathbf{A})|_{L_1} = |\mathbf{A}_{\mathcal{B}}^{-1}|_{L_1} \leq \frac{1}{c} \times |\mathcal{B}|,$$

and we prove eq.(B.4).

ii. For any $j = 1, \dots, m$, if $j \notin \mathcal{B}$, then $\mathcal{F}_{\mathcal{B}}(\mathbf{A})_{j \cdot} = 0$, so the j th element of $\mathcal{F}_{\mathcal{B}}(\mathbf{A})\mathbf{A}\boldsymbol{\beta}$ is 0, which equals β_j . On the other hand, if $j = k_v$ for some $v = 1, \dots, s$, then

$$(\mathcal{F}_{\mathcal{B}}(\mathbf{A})\mathbf{A}\boldsymbol{\beta})_j = \sum_{q=1}^s \mathcal{F}_{\mathcal{B}}(\mathbf{A})_{jk_q} \sum_{r=1}^s \mathbf{A}_{k_q k_r} \beta_{k_r} = \sum_{r=1}^s \beta_{k_r} \sum_{q=1}^s \mathcal{F}_{\mathcal{B}}(\mathbf{A})_{jk_q} \mathbf{A}_{k_q k_r} = \beta_j,$$

and we prove eq.(B.5). \square

A key difference between the partial inverse operator $\mathcal{F}(\cdot)$ and the Moore – Penrose pseudo-inverse is that $\mathcal{F}(\cdot)$ requires the sparsity structure of $\boldsymbol{\beta}$, and is able to maintain the sparsity pattern of $\boldsymbol{\beta}$; while the Moore - Penrose pseudo-inverse normally cannot recover the sparsity structure when \mathbf{A} is not invertible.

proof of theorem 3. From theorem 2, $\text{Prob}\left(\bigcap_{l=1, \dots, d} (\widetilde{\mathcal{B}}_l = \mathcal{B}_l)\right) \rightarrow 1$ as the sample size $T \rightarrow \infty$. For $\boldsymbol{\Sigma}^{(0)}$'s eigenvalues are assumed to be greater than a constant $c > 0$, lemma B.2 implies

$$|\mathcal{F}_{\mathcal{B}_l}(\boldsymbol{\Sigma}^{(0)})|_{L_1} \leq \frac{1}{c} \times \max_{l=1, \dots, d} |\mathcal{B}_l| \leq C_1.$$

Therefore, define the vector

$$\boldsymbol{\kappa}^{(t+1)} = \left((\mathcal{F}_{\mathcal{B}_1}(\boldsymbol{\Sigma}^{(0)})_{\mathbf{z}^{(t)}} \boldsymbol{\epsilon}_1^{(t+1)})^\top \quad (\mathcal{F}_{\mathcal{B}_2}(\boldsymbol{\Sigma}^{(0)})_{\mathbf{z}^{(t)}} \boldsymbol{\epsilon}_2^{(t+1)})^\top \quad \dots \quad (\mathcal{F}_{\mathcal{B}_d}(\boldsymbol{\Sigma}^{(0)})_{\mathbf{z}^{(t)}} \boldsymbol{\epsilon}_d^{(t+1)})^\top \right)^\top \in \mathbf{R}^{pd^2},$$

here $\mathbf{z}^{(t)} = (\mathbf{x}^{(t)\top}, \dots, \mathbf{x}^{(t-p+1)\top})^\top$ and $t \in \mathbf{Z}$. Then

$$\mathbf{E} \mathcal{F}_{\mathcal{B}_l}(\boldsymbol{\Sigma}^{(0)})_{\mathbf{z}^{(t)}} \boldsymbol{\epsilon}_l^{(t+1)} = \mathcal{F}_{\mathcal{B}_l}(\boldsymbol{\Sigma}^{(0)}) \mathbf{E} \mathbf{z}^{(t)} \boldsymbol{\epsilon}_l^{(t+1)} = 0.$$

Besides, for any $j = 1, \dots, pd$,

$$\begin{aligned} \| (\mathcal{F}_{\mathcal{B}_l}(\boldsymbol{\Sigma}^{(0)})_{\mathbf{z}^{(t)}} \boldsymbol{\epsilon}_l^{(t+1)})_j \|_{m/2} &= \left\| \sum_{q=1}^{pd} (\mathcal{F}_{\mathcal{B}_l}(\boldsymbol{\Sigma}^{(0)}))_{jq} \mathbf{z}_q^{(t)} \boldsymbol{\epsilon}_l^{(t+1)} \right\|_{m/2} \\ &\leq |\mathcal{F}_{\mathcal{B}_l}(\boldsymbol{\Sigma}^{(0)})|_{L_1} \times \max_{q=1, \dots, pd} \|\mathbf{z}_q^{(t)}\|_m \times \|\boldsymbol{\epsilon}_l^{(t+1)}\|_m \leq C_0 \end{aligned}$$

for a constant C_0 . Moreover,

$$\begin{aligned} &\left\| \sum_{q=1}^{pd} (\mathcal{F}_{\mathcal{B}_l}(\boldsymbol{\Sigma}^{(0)}))_{jq} \mathbf{z}_q^{(t)} \boldsymbol{\epsilon}_l^{(t+1)} - \sum_{q=1}^{pd} (\mathcal{F}_{\mathcal{B}_l}(\boldsymbol{\Sigma}^{(0)}))_{jq} \mathbf{z}_q^{(t,j-1)} \boldsymbol{\epsilon}_l^{(t+1,j)} \right\|_{m/2} \\ &\leq |\mathcal{F}_{\mathcal{B}_l}(\boldsymbol{\Sigma}^{(0)})|_{L_1} \times \left(\max_{q=1, \dots, pd} \|\mathbf{z}_q^{(t)}\|_m \times \|\boldsymbol{\epsilon}_l^{(t+1)} - \boldsymbol{\epsilon}_l^{(t+1,j)}\|_m + \|\boldsymbol{\epsilon}_l^{(t+1,j)}\|_m \times \max_{q=1, \dots, pd} \|\mathbf{z}_q^{(t)} - \mathbf{z}_q^{(t,j-1)}\|_m \right). \end{aligned}$$

Therefore, by definition $\boldsymbol{\kappa}^{(t)}$ are $(\frac{m}{2}, \alpha)$ -short range dependent random variables. For

$$\max_{l=1, \dots, d, j=1, \dots, pd} \frac{1}{\sqrt{T}} \left| \sum_{t=p}^{T-1} \boldsymbol{\kappa}_{(l-1) \times pd+j}^{(t+1)} \right| = \max_{l=1, \dots, d, j \in \mathcal{B}_l} \frac{1}{\sqrt{T}} \left| \sum_{t=p}^{T-1} \boldsymbol{\kappa}_{(l-1) \times pd+j}^{(t+1)} \right|,$$

from assumption 3 and according to theorem 1,

$$\begin{aligned} \sup_{x \in \mathbf{R}} |Prob \left(\max_{l=1, \dots, d, j=1, \dots, pd} \frac{1}{\sqrt{T-p}} \left| \sum_{t=p}^{T-1} \boldsymbol{\kappa}_{(l-1) \times pd+j}^{(t+1)} \right| \leq x \right) \\ - Prob \left(\max_{l=1, \dots, d, j \in \mathcal{B}_l} |\Gamma_{jl}^\circ| \leq x \right)| = o(1), \end{aligned}$$

here $\Gamma_{jl}^\circ, l = 1, 2, \dots, d, j \in \mathcal{B}_l$ are joint normal random variables with mean 0 and

$$Cov(\Gamma_{j_1 l_1}^\circ, \Gamma_{j_2 l_2}^\circ) = \frac{T}{T-p} \boldsymbol{\Lambda}_{j_1 j_2}^{(l_1, l_2)} = \boldsymbol{\Lambda}_{j_1 j_2}^{(l_1, l_2)} + O(1/T),$$

and $\Lambda_{j_1 j_2}^{(l_1, l_2)}$ is defined in eq.(16). For any x ,

$$\begin{aligned} & \text{Prob} \left(\max_{l=1, \dots, d, j=1, \dots, pd} \frac{1}{\sqrt{T}} \left| \sum_{t=p}^{T-1} \kappa_{(l-1) \times pd + j}^{(t+1)} \right| \leq x \right) \\ &= \text{Prob} \left(\max_{l=1, \dots, d, j=1, \dots, pd} \frac{1}{\sqrt{T-p}} \left| \sum_{t=p}^{T-1} \kappa_{(l-1) \times pd + j}^{(t+1)} \right| \leq x + \frac{\sqrt{T} - \sqrt{T-p}}{\sqrt{T-p}} x \right). \end{aligned}$$

From lemma B.1. in Y. Zhang and Dimitris N Politis 2023, we prove

$$\begin{aligned} & \sup_{x \in \mathbf{R}} \left| \text{Prob} \left(\max_{l=1, \dots, d, j=1, \dots, pd} \frac{1}{\sqrt{T}} \left| \sum_{t=p}^{T-1} \kappa_{(l-1) \times pd + j}^{(t+1)} \right| \leq x \right) \right. \\ & \quad \left. - \text{Prob} \left(\max_{l=1, \dots, d, j \in \mathcal{B}_l} |\Gamma_{jl}| \leq x \right) \right| = o(1). \end{aligned} \quad (\text{B.6})$$

See eq.(19) for the definition of Γ_{jl} .

On the other hand, from lemma B.1, for any vector $\mathbf{c} \in \mathbf{R}^{|\mathcal{B}_l|}$,

$$\begin{aligned} \mathbf{c}^\top \widehat{\Sigma}_{\mathcal{B}_l}^{(0)} \mathbf{c} &\geq \mathbf{c}^\top \Sigma_{\mathcal{B}_l}^{(0)} \mathbf{c} - |\mathbf{c}^\top (\Sigma_{\mathcal{B}_l}^{(0)} - \widehat{\Sigma}_{\mathcal{B}_l}^{(0)}) \mathbf{c}| \geq c |\mathbf{c}|_2^2 - |\Sigma^{(0)} - \widehat{\Sigma}^{(0)}|_\infty \times |\mathbf{c}|_2^2 \\ &\geq c |\mathbf{c}|_2^2 - |\Sigma^{(0)} - \widehat{\Sigma}^{(0)}|_\infty \times \max_{l=1, \dots, d} |\mathcal{B}_l| \times |\mathbf{c}|_2^2 \geq \frac{c}{2} |\mathbf{c}|_2^2 \\ &\quad \text{and } |\Sigma^{(0)} - \widehat{\Sigma}^{(0)}|_2 \leq |\Sigma^{(0)} - \widehat{\Sigma}^{(0)}|_\infty \times \max_{l=1, \dots, d} |\mathcal{B}_l| \end{aligned}$$

for sufficiently large T with probability tending to 1. Therefore, all $\widehat{\Sigma}_{\mathcal{B}_l}^{(0)}$ are positive definite, and from eq.(5.8.2) in Horn and Johnson 2013,

$$\begin{aligned} |\mathcal{F}_{\mathcal{B}_l}(\widehat{\Sigma}^{(0)}) - \mathcal{F}_{\mathcal{B}_l}(\Sigma^{(0)})|_{L_1} &= |(\widehat{\Sigma}_{\mathcal{B}_l}^{(0)})^{-1} - (\Sigma_{\mathcal{B}_l}^{(0)})^{-1}|_{L_1} \leq C |(\widehat{\Sigma}_{\mathcal{B}_l}^{(0)})^{-1} - (\Sigma_{\mathcal{B}_l}^{(0)})^{-1}|_2 \\ &\leq C_1 \times |\Sigma^{(0)} - \widehat{\Sigma}^{(0)}|_\infty \text{ for sufficiently large } T \quad (\text{B.7}) \\ &\Rightarrow \max_{l=1, \dots, d} |\mathcal{F}_{\mathcal{B}_l}(\widehat{\Sigma}^{(0)}) - \mathcal{F}_{\mathcal{B}_l}(\Sigma^{(0)})|_{L_1} = O_p \left(T^{\frac{4\alpha d}{m} - \frac{1}{2}} \right). \end{aligned}$$

Therefore, if $\widetilde{\mathcal{B}}_l = \mathcal{B}_l$ for $l = 1, \dots, d$, then

$$\begin{aligned} & \max_{j=1, \dots, pd, l=1, \dots, d} \left| \sqrt{T} (\widehat{\mathbf{S}}_{jl} - \mathbf{S}_{jl}) - \frac{1}{\sqrt{T}} \sum_{t=p}^{T-1} \kappa_{(l-1) \times pd + j}^{(t+1)} \right| \\ & \leq \frac{1}{\sqrt{c}} \max_{l=1, \dots, d} |(\mathcal{F}_{\mathcal{B}_l}(\widehat{\Sigma}^{(0)}) - \mathcal{F}_{\mathcal{B}_l}(\Sigma^{(0)}))|_{L_1} \frac{1}{\sqrt{T}} \sum_{t=p}^{T-1} \mathbf{z}^{(t)} \boldsymbol{\epsilon}_l^{(t+1)}|_\infty \quad (\text{B.8}) \\ & \leq \frac{1}{\sqrt{c}} \max_{l=1, \dots, d} |\mathcal{F}_{\mathcal{B}_l}(\widehat{\Sigma}^{(0)}) - \mathcal{F}_{\mathcal{B}_l}(\Sigma^{(0)})|_{L_1} \times \max_{l=1, \dots, d} \left| \frac{1}{\sqrt{T}} \sum_{t=p}^{T-1} \mathbf{z}^{(t)} \boldsymbol{\epsilon}_l^{(t+1)} \right|_\infty \end{aligned}$$

From eq.(B.2), $\mathbf{z}^{(t)} \boldsymbol{\epsilon}^{(t+1)\top}$ are $(m/2, \alpha)$ -short range dependent random variables. Therefore, theorem 1 implies

$$\max_{l=1, \dots, d} \left| \frac{1}{\sqrt{T}} \sum_{t=p}^{T-1} \mathbf{z}^{(t)} \boldsymbol{\epsilon}_l^{(t+1)} \right|_{\infty} = O_p \left(T^{\frac{4\alpha d}{m}} \right),$$

and from eq.(B.8), we have

$$\max_{j=1, \dots, pd, l=1, \dots, d} \left| \sqrt{T} (\widehat{\mathbf{S}}_{jl} - \mathbf{S}_{jl}) - \frac{1}{\sqrt{T}} \sum_{t=p}^{T-1} \boldsymbol{\kappa}_{(l-1) \times pd+j}^{(t+1)} \right| = O_p \left(T^{\frac{8\alpha d}{m} - \frac{1}{2}} \right). \quad (\text{B.9})$$

From lemma B.1 in Y. Zhang and Dimitris N Politis 2023, for any $\omega > 0$ and sufficiently large T ,

$$\begin{aligned} & \text{Prob} \left(\max_{j=1, \dots, pd, l=1, \dots, d} \sqrt{T} |\widehat{\mathbf{S}}_{jl} - \mathbf{S}_{jl}| \leq x \right) \leq \omega \\ & + \text{Prob} \left(\max_{j=1, \dots, pd, l=1, \dots, d} \left| \frac{1}{\sqrt{T}} \sum_{t=p}^{T-1} \boldsymbol{\kappa}_{(l-1) \times pd+j}^{(t+1)} \right| \leq x + C_{\omega} T^{\frac{8\alpha d}{m} - \frac{1}{2}} \right) \\ & \leq \text{Prob} \left(\max_{l=1, \dots, d, j \in \mathcal{B}_l} |\boldsymbol{\Gamma}_{jl}| \leq x \right) + \omega + C_1 \times T^{\frac{8\alpha d}{m} - \frac{1}{2}} \times \log(T) \\ & \quad \text{and } \text{Prob} \left(\max_{j=1, \dots, pd, l=1, \dots, d} \sqrt{T} |\widehat{\mathbf{S}}_{jl} - \mathbf{S}_{jl}| \leq x \right) \geq -\omega \\ & + \text{Prob} \left(\max_{j=1, \dots, pd, l=1, \dots, d} \left| \frac{1}{\sqrt{T}} \sum_{t=p}^{T-1} \boldsymbol{\kappa}_{(l-1) \times pd+j}^{(t+1)} \right| \leq x - C_{\omega} T^{\frac{8\alpha d}{m} - \frac{1}{2}} \right) \\ & \geq \text{Prob} \left(\max_{l=1, \dots, d, j \in \mathcal{B}_l} |\boldsymbol{\Gamma}_{jl}| \leq x \right) - \omega - C_1 \times T^{\frac{8\alpha d}{m} - \frac{1}{2}} \times \log(T), \end{aligned}$$

which implies eq.(19). \square

proof of theorem 4. First from theorem 2, we have $\widetilde{\mathcal{B}}_l = \mathcal{B}_l$ for $l = 1, \dots, d$ with probability tending to 1. If $\widetilde{\mathcal{B}}_l = \mathcal{B}_l$, then

$$\boldsymbol{\Delta}_{jl}^* = \sqrt{T} (\widehat{\mathbf{S}}_{jl}^* - \widehat{\mathbf{S}}_{jl}) = \frac{1}{\sqrt{T}} \sum_{t=p}^{T-1} \sum_{q=1}^{pd} \mathcal{F}_{\mathcal{B}_l}(\widehat{\boldsymbol{\Sigma}}^{(0)})_{jq} \widehat{\boldsymbol{\Theta}}_{ql}^{(t)} e^{(t)},$$

so $\boldsymbol{\Delta}_{jl}^* = 0$ if $j \notin \mathcal{B}_l$. If $j_1 \in \mathcal{B}_{l_1}$ and $j_2 \in \mathcal{B}_{l_2}$, then for sufficiently large T we have

$$\begin{aligned} \mathbf{E}^* \boldsymbol{\Delta}_{j_1 l_1}^* \boldsymbol{\Delta}_{j_2 l_2}^* &= \frac{1}{T} \sum_{t_1=p}^{T-1} \sum_{t_2=p}^{T-1} \sum_{q_1=1}^{pd} \sum_{q_2=1}^{pd} K \left(\frac{t_1 - t_2}{k_T} \right) \mathcal{F}_{\mathcal{B}_{l_1}}(\widehat{\boldsymbol{\Sigma}}^{(0)})_{j_1 q_1} \\ & \quad \times \widehat{\boldsymbol{\Theta}}_{q_1 l_1}^{(t_1)} \mathcal{F}_{\mathcal{B}_{l_2}}(\widehat{\boldsymbol{\Sigma}}^{(0)})_{j_2 q_2} \widehat{\boldsymbol{\Theta}}_{q_2 l_2}^{(t_2)}. \end{aligned}$$

Notice that for $l = 1, \dots, d$,

$$\widehat{\Theta}_{ql}^{(t)} = \mathbf{z}_q^{(t)} \boldsymbol{\epsilon}_l^{(t+1)} - \sum_{s=1}^{pd} \mathbf{z}_q^{(t)} \mathbf{z}_s^{(t)} (\widehat{\mathbf{S}}_{sl} - \mathbf{S}_{sl}),$$

and define the terms

$$\boldsymbol{\omega}_{js}^{(t,l)} = \left(\sum_{q=1}^{pd} \mathcal{F}_{\mathcal{B}_l}(\boldsymbol{\Sigma}^{(0)})_{jq} \mathbf{z}_q^{(t)} \right) \times \mathbf{z}_s^{(t)},$$

then $\sum_{q=1}^{pd} \mathcal{F}_{\mathcal{B}_l}(\boldsymbol{\Sigma}^{(0)})_{jq} \sum_{s=1}^{pd} \mathbf{z}_q^{(t)} \mathbf{z}_s^{(t)} (\widehat{\mathbf{S}}_{sl} - \mathbf{S}_{sl}) = \sum_{s=1}^{pd} \boldsymbol{\omega}_{js}^{(t,l)} (\widehat{\mathbf{S}}_{sl} - \mathbf{S}_{sl})$.

Moreover, we have

$$\|\boldsymbol{\omega}_{js}^{(t,l)}\|_{m/2} \leq \|\mathbf{z}_s^{(t)}\|_m \times \left(\sum_{q=1}^{pd} |\mathcal{F}_{\mathcal{B}_l}(\boldsymbol{\Sigma}^{(0)})_{jq}| \times \|\mathbf{z}_q^{(t)}\|_m \right) \leq C$$

for a fixed constant C . Define the R^{pd^2} vector

$$\boldsymbol{\psi}^{(t+1)} = \begin{bmatrix} \boldsymbol{\epsilon}_1^{(t+1)} \mathcal{F}_{\mathcal{B}_1}(\boldsymbol{\Sigma}^{(0)}) \mathbf{z}^{(t)} \\ \boldsymbol{\epsilon}_2^{(t+1)} \mathcal{F}_{\mathcal{B}_2}(\boldsymbol{\Sigma}^{(0)}) \mathbf{z}^{(t)} \\ \vdots \\ \boldsymbol{\epsilon}_d^{(t+1)} \mathbf{F}_{\mathcal{B}_d}(\boldsymbol{\Sigma}^{(0)}) \mathbf{z}^{(t)} \end{bmatrix}, \text{ then } \mathbf{E}\boldsymbol{\psi}^{(t+1)} = 0.$$

Besides, $\boldsymbol{\psi}^{(t+1)}$ is a function of \dots, e_t, e_{t+1} (see section 3). Denote the function $\boldsymbol{\psi}_i^{(t+1)} = Q_i^{(t+1)}(\dots, e_t, e_{t+1})$. For each $v = 0, 1, \dots$, define

$$\boldsymbol{\psi}_i^{(t+1,v)} = Q_i^{(t+1)}(\dots, e_{t+1-v-1}, e_{t+1-v}^\dagger, e_{t+1-v+1}, \dots, e_{t+1}).$$

Then we have for each $l = 1, \dots, d, j = 1, \dots, pd$,

$$\begin{aligned} \left\| \sum_{q=1}^{pd} \mathcal{F}_{\mathcal{B}_l}(\boldsymbol{\Sigma}^{(0)})_{jq} \boldsymbol{\epsilon}_l^{(t+1)} \mathbf{z}_q^{(t)} \right\|_{m/2} &\leq \sum_{q=1}^{pd} |\mathcal{F}_{\mathcal{B}_l}(\boldsymbol{\Sigma}^{(0)})_{jq}| \times \|\boldsymbol{\epsilon}_l^{(t+1)}\|_m \|\mathbf{z}_q^{(t)}\|_m \\ &\leq C \max_{l=1, \dots, d} |\mathcal{F}_{\mathcal{B}_l}(\boldsymbol{\Sigma}^{(0)})|_{L_1} \leq C_1 \end{aligned}$$

for a constant C_1 . Moreover,

$$\begin{aligned} \|\psi_{(l-1)pd+j}^{(t+1)} - \psi_{(l-1)pd+j}^{(t+1,v)}\|_{m/2} &= \left\| \sum_{q=1}^{pd} \mathcal{F}_{\mathcal{B}_l}(\Sigma^{(0)})_{jq}(\epsilon_l^{(t+1)} \mathbf{z}_q^{(t)} - \epsilon_l^{(t+1,v)} \mathbf{z}_q^{(t,v-1)}) \right\|_{m/2} \\ &\leq C \sup_{q=1, \dots, pd, t \in \mathbf{Z}} \|\mathbf{z}_q^{(t)} - \mathbf{z}_q^{(t,v-1)}\|_m + C \sup_{l=1, \dots, d, t \in \mathbf{Z}} \|\epsilon_l^{(t+1)} - \epsilon_l^{(t+1,v)}\|_m. \end{aligned}$$

For $\epsilon^{(t+1)}$, $\mathbf{z}^{(t)}$ are all (m, α) -short range dependent random variables, these two formulas imply that $\psi^{(t+1)}$ are $(m/2, \alpha)$ -short range dependent random variables. Notice that

$$\begin{aligned} &Cov \left(\sum_{t=p}^{T-1} \psi_{(l_1-1) \times pd+j_1}^{(t+1)}, \sum_{t=p}^{T-1} \psi_{(l_2-1) \times pd+j_2}^{(t+1)} \right) \\ &= \sum_{t_1=p}^{T-1} \sum_{t_2=p}^{T-1} \sum_{q_1=1}^{pd} \sum_{q_2=1}^{pd} \mathcal{F}_{\mathcal{B}_{l_1}}(\Sigma^{(0)})_{j_1 q_1} \mathcal{F}_{\mathcal{B}_{l_2}}(\Sigma^{(0)})_{j_2 q_2} \mathbf{E} \epsilon_{l_1}^{(t_1+1)} \epsilon_{l_2}^{(t_2+1)} \mathbf{z}_{q_1}^{(t_1)} \mathbf{z}_{q_2}^{(t_2)} = T \mathbf{\Lambda}_{j_1 j_2}^{(l_1, l_2)}, \end{aligned}$$

see eq.(16) for the definition of $\mathbf{\Lambda}^{(l_1, l_2)}$. Moreover, $\psi_{(l-1) \times pd+j}^{(t)} = 0$ if $j \notin \mathcal{B}_l$, so $\psi^{(t)}$ only has $\sum_{l=1}^d |\mathcal{B}_l| = O(d)$ non-zero elements, and

$$\begin{aligned} &\max_{l_1, l_2=1, \dots, d, j_1, j_2=1, \dots, pd} \left| \frac{1}{T-p} \sum_{t_1=p}^{T-1} \sum_{t_2=p}^{T-1} \psi_{(l_1-1) \times pd+j_1}^{(t_1+1)} \psi_{(l_2-1) \times pd+j_2}^{(t_2+1)} K \left(\frac{t_1 - t_2}{k_T} \right) - \frac{T}{T-p} \mathbf{\Lambda}_{j_1 j_2}^{(l_1, l_2)} \right| \\ &= \max_{l_1, l_2=1, \dots, j_1 \in \mathcal{B}_{l_1}, j_2 \in \mathcal{B}_{l_2}} \left| \frac{1}{T-p} \sum_{t_1=p}^{T-1} \sum_{t_2=p}^{T-1} \psi_{(l_1-1) \times pd+j_1}^{(t_1+1)} \psi_{(l_2-1) \times pd+j_2}^{(t_2+1)} K \left(\frac{t_1 - t_2}{k_T} \right) - \frac{T}{T-p} \mathbf{\Lambda}_{j_1 j_2}^{(l_1, l_2)} \right| \\ &= O_p \left(v_T + k_T \times T^{\frac{8\alpha d}{m} - \frac{1}{2}} \right). \end{aligned}$$

Therefore,

$$\begin{aligned} &\max_{l_1, l_2=1, \dots, d, j_1, j_2=1, \dots, pd} \left| \frac{1}{T} \sum_{t_1=p}^{T-1} \sum_{t_2=p}^{T-1} \psi_{(l_1-1) \times pd+j_1}^{(t_1+1)} \psi_{(l_2-1) \times pd+j_2}^{(t_2+1)} K \left(\frac{t_1 - t_2}{k_T} \right) - \mathbf{\Lambda}_{j_1 j_2}^{(l_1, l_2)} \right| \\ &\leq \frac{p}{T} \max_{l_1, l_2=1, \dots, d, j_1 \in \mathcal{B}_{l_1}, j_2 \in \mathcal{B}_{l_2}} \left| \frac{1}{T-p} \sum_{t_1=p}^{T-1} \sum_{t_2=p}^{T-1} \psi_{(l_1-1) \times pd+j_1}^{(t_1+1)} \psi_{(l_2-1) \times pd+j_2}^{(t_2+1)} K \left(\frac{t_1 - t_2}{k_T} \right) \right| \\ &+ \max_{l_1, l_2=1, \dots, d, j_1 \in \mathcal{B}_{l_1}, j_2 \in \mathcal{B}_{l_2}} \left| \frac{1}{T-p} \sum_{t_1=p}^{T-1} \sum_{t_2=p}^{T-1} \psi_{(l_1-1) \times pd+j_1}^{(t_1+1)} \psi_{(l_2-1) \times pd+j_2}^{(t_2+1)} K \left(\frac{t_1 - t_2}{k_T} \right) - \frac{T}{T-p} \mathbf{\Lambda}_{j_1 j_2}^{(l_1, l_2)} \right| \\ &\quad + \frac{p}{T-p} \max_{l_1, l_2=1, \dots, d, j_1 \in \mathcal{B}_{l_1}, j_2 \in \mathcal{B}_{l_2}} |\mathbf{\Lambda}_{j_1 j_2}^{(l_1, l_2)}| = O_p \left(v_T + k_T \times T^{\frac{8\alpha d}{m} - \frac{1}{2}} \right). \end{aligned} \tag{B.10}$$

Since

$$\begin{aligned} \sum_{q=1}^{pd} \mathcal{F}_{\mathcal{B}_l}(\boldsymbol{\Sigma}^{(0)})_{jq} \widehat{\boldsymbol{\Theta}}_{ql}^{(t)} &= \sum_{q=1}^{pd} \mathcal{F}_{\mathcal{B}_l}(\boldsymbol{\Sigma}^{(0)})_{jq} \mathbf{z}_q^{(t)} \boldsymbol{\epsilon}_l^{(t+1)} - \sum_{s \in \mathcal{B}_l} \boldsymbol{\omega}_{js}^{(t,l)} (\widehat{\mathbf{S}}_{sl} - \mathbf{S}_{sl}) \\ &= \boldsymbol{\psi}_{(l-1) \times pd+j}^{(t+1)} - \sum_{s \in \mathcal{B}_l} \boldsymbol{\omega}_{js}^{(t,l)} (\widehat{\mathbf{S}}_{sl} - \mathbf{S}_{sl}), \end{aligned}$$

we have

$$\begin{aligned} & \left| \frac{1}{T} \sum_{t_1=p}^{T-1} \sum_{t_2=p}^{T-1} K \left(\frac{t_1 - t_2}{k_T} \right) \times \left(\sum_{q=1}^{pd} \mathcal{F}_{\mathcal{B}_{l_1}}(\boldsymbol{\Sigma}^{(0)})_{j_1 q} \widehat{\boldsymbol{\Theta}}_{q l_1}^{(t)} \right) \times \left(\sum_{q=1}^{pd} \mathcal{F}_{\mathcal{B}_{l_2}}(\boldsymbol{\Sigma}^{(0)})_{j_2 q} \widehat{\boldsymbol{\Theta}}_{q l_2}^{(t)} \right) \right. \\ & \quad \left. - \frac{1}{T} \sum_{t_1=p}^{T-1} \sum_{t_2=p}^{T-1} K \left(\frac{t_1 - t_2}{k_T} \right) \boldsymbol{\psi}_{(l_1-1) \times pd+j_1}^{(t_1+1)} \boldsymbol{\psi}_{(l_2-1) \times pd+j_2}^{(t_2+1)} \right| \\ & \leq \left| \sum_{s \in \mathcal{B}_{l_1}} (\widehat{\mathbf{S}}_{sl_1} - \mathbf{S}_{sl_1}) \frac{1}{T} \sum_{t_1=p}^{T-1} \sum_{t_2=p}^{T-1} K \left(\frac{t_1 - t_2}{k_T} \right) \boldsymbol{\psi}_{(l_2-1) \times pd+j_2}^{(t_2+1)} \boldsymbol{\omega}_{j_1 s}^{(t_1, l_1)} \right| \\ & \quad + \left| \sum_{s \in \mathcal{B}_{l_2}} (\widehat{\mathbf{S}}_{sl_2} - \mathbf{S}_{sl_2}) \frac{1}{T} \sum_{t_1=p}^{T-1} \sum_{t_2=p}^{T-1} K \left(\frac{t_1 - t_2}{k_T} \right) \boldsymbol{\psi}_{(l_1-1) \times pd+j_1}^{(t_1+1)} \boldsymbol{\omega}_{j_2 s}^{(t_2, l_2)} \right| \\ & + \left| \sum_{s_1 \in \mathcal{B}_{l_1}} \sum_{s_2 \in \mathcal{B}_{l_2}} (\widehat{\mathbf{S}}_{s_1 l_1} - \mathbf{S}_{s_1 l_1}) (\widehat{\mathbf{S}}_{s_2 l_2} - \mathbf{S}_{s_2 l_2}) \times \frac{1}{T} \sum_{t_1=p}^{T-1} \sum_{t_2=p}^{T-1} K \left(\frac{t_1 - t_2}{k_T} \right) \boldsymbol{\omega}_{j_1 s_1}^{(t_1, l_1)} \boldsymbol{\omega}_{j_2 s_2}^{(t_2, l_2)} \right| \\ & \leq |\mathcal{B}_{l_1}| \times \max_{s \in \mathcal{B}_{l_1}} |\widehat{\mathbf{S}}_{sl_1} - \mathbf{S}_{sl_1}| \times \max_{s \in \mathcal{B}_{l_1}} \left| \frac{1}{T} \sum_{t_1=p}^{T-1} \sum_{t_2=p}^{T-1} K \left(\frac{t_1 - t_2}{k_T} \right) \boldsymbol{\psi}_{(l_2-1) \times pd+j_2}^{(t_2+1)} \boldsymbol{\omega}_{j_1 s}^{(t_1, l_1)} \right| \\ & \quad + |\mathcal{B}_{l_2}| \times \max_{s \in \mathcal{B}_{l_2}} |\widehat{\mathbf{S}}_{sl_2} - \mathbf{S}_{sl_2}| \times \max_{s \in \mathcal{B}_{l_2}} \left| \frac{1}{T} \sum_{t_1=p}^{T-1} \sum_{t_2=p}^{T-1} K \left(\frac{t_1 - t_2}{k_T} \right) \boldsymbol{\psi}_{(l_1-1) \times pd+j_1}^{(t_1+1)} \boldsymbol{\omega}_{j_2 s}^{(t_2, l_2)} \right| \\ & \quad + |\mathcal{B}_{l_1}| \times |\mathcal{B}_{l_2}| \times \max_{s_1 \in \mathcal{B}_{l_1}} |\widehat{\mathbf{S}}_{s_1 l_1} - \mathbf{S}_{s_1 l_1}| \times \max_{s_2 \in \mathcal{B}_{l_2}} |\widehat{\mathbf{S}}_{s_2 l_2} - \mathbf{S}_{s_2 l_2}| \\ & \quad \times \max_{s_1 \in \mathcal{B}_{l_1}} \max_{s_2 \in \mathcal{B}_{l_2}} \left| \frac{1}{T} \sum_{t_1=p}^{T-1} \sum_{t_2=p}^{T-1} K \left(\frac{t_1 - t_2}{k_T} \right) \boldsymbol{\omega}_{j_1 s_1}^{(t_1, l_1)} \boldsymbol{\omega}_{j_2 s_2}^{(t_2, l_2)} \right|. \end{aligned}$$

Therefore,

$$\begin{aligned}
& \max_{l_1, l_2=1, \dots, d, j_1, j_2=1, \dots, pd} \left| \frac{1}{T} \sum_{t_1=p}^{T-1} \sum_{t_2=p}^{T-1} K \left(\frac{t_1 - t_2}{k_T} \right) \times \left(\sum_{q=1}^{pd} \mathcal{F}_{\mathcal{B}_{l_1}}(\boldsymbol{\Sigma}^{(0)})_{j_1 q} \widehat{\boldsymbol{\Theta}}_{q l_1}^{(t)} \right) \times \left(\sum_{q=1}^{pd} \mathcal{F}_{\mathcal{B}_{l_2}}(\boldsymbol{\Sigma}^{(0)})_{j_2 q} \widehat{\boldsymbol{\Theta}}_{q l_2}^{(t)} \right) \right. \\
& \quad \left. - \frac{1}{T} \sum_{t_1=p}^{T-1} \sum_{t_2=p}^{T-1} K \left(\frac{t_1 - t_2}{k_T} \right) \boldsymbol{\psi}_{(l_1-1) \times pd + j_1}^{(t_1+1)} \boldsymbol{\psi}_{(l_2-1) \times pd + j_2}^{(t_2+1)} \right| \\
= & \max_{l_1, l_2=1, \dots, d, j_1 \in \mathcal{B}_{l_1}, j_2 \in \mathcal{B}_{l_2}} \left| \frac{1}{T} \sum_{t_1=p}^{T-1} \sum_{t_2=p}^{T-1} K \left(\frac{t_1 - t_2}{k_T} \right) \times \left(\sum_{q=1}^{pd} \mathcal{F}_{\mathcal{B}_{l_1}}(\boldsymbol{\Sigma}^{(0)})_{j_1 q} \widehat{\boldsymbol{\Theta}}_{q l_1}^{(t)} \right) \times \left(\sum_{q=1}^{pd} \mathcal{F}_{\mathcal{B}_{l_2}}(\boldsymbol{\Sigma}^{(0)})_{j_2 q} \widehat{\boldsymbol{\Theta}}_{q l_2}^{(t)} \right) \right. \\
& \quad \left. - \frac{1}{T} \sum_{t_1=p}^{T-1} \sum_{t_2=p}^{T-1} K \left(\frac{t_1 - t_2}{k_T} \right) \boldsymbol{\psi}_{(l_1-1) \times pd + j_1}^{(t_1+1)} \boldsymbol{\psi}_{(l_2-1) \times pd + j_2}^{(t_2+1)} \right| \\
\leq & C \max_{j=1, \dots, pd, l=1, \dots, d} |\widehat{\mathbf{S}}_{jl} - \mathbf{S}_{jl}| \times \max_{l_1, l_2=1, \dots, d, j_1, s \in \mathcal{B}_{l_1}, j_2 \in \mathcal{B}_{l_2}} \left| \frac{1}{T} \sum_{t_1=p}^{T-1} \sum_{t_2=p}^{T-1} K \left(\frac{t_1 - t_2}{k_T} \right) \boldsymbol{\psi}_{(l_2-1) \times pd + j_2}^{(t_2+1)} \boldsymbol{\omega}_{j_1 s}^{(t_1, l_1)} \right| \\
& + C \max_{j=1, \dots, pd, l=1, \dots, d} |\widehat{\mathbf{S}}_{jl} - \mathbf{S}_{jl}| \times \max_{l_1, l_2=1, \dots, d, j_1 \in \mathcal{B}_{l_1}, j_2, s \in \mathcal{B}_{l_2}} \left| \frac{1}{T} \sum_{t_1=p}^{T-1} \sum_{t_2=p}^{T-1} K \left(\frac{t_1 - t_2}{k_T} \right) \boldsymbol{\psi}_{(l_1-1) \times pd + j_1}^{(t_1+1)} \boldsymbol{\omega}_{j_2 s}^{(t_2, l_2)} \right| \\
& + C \max_{j=1, \dots, pd, l=1, \dots, d} |\widehat{\mathbf{S}}_{jl} - \mathbf{S}_{jl}|^2 \times \max_{l_1, l_2=1, \dots, d, s_1, j_1 \in \mathcal{B}_{l_1}, s_2, j_2 \in \mathcal{B}_{l_2}} \left| \frac{1}{T} \sum_{t_1=p}^{T-1} \sum_{t_2=p}^{T-1} K \left(\frac{t_1 - t_2}{k_T} \right) \boldsymbol{\omega}_{j_1 s_1}^{(t_1, l_1)} \boldsymbol{\omega}_{j_2 s_2}^{(t_2, l_2)} \right|.
\end{aligned}$$

Notice that the matrix $\left(K \left(\frac{t_1 - t_2}{k_T} \right) \right)_{t_1, t_2=p, \dots, T-1}$ is a Toeplitz matrix. Therefore, from section 0.9.7 in Horn and Johnson 2013, for any given l_1, l_2, j_1, j_2, s ,

$$\begin{aligned}
& \left\| \left| \frac{1}{T} \sum_{t_1=p}^{T-1} \sum_{t_2=p}^{T-1} K \left(\frac{t_1 - t_2}{k_T} \right) \boldsymbol{\psi}_{(l_2-1) \times pd + j_2}^{(t_2+1)} \boldsymbol{\omega}_{j_1 s}^{(t_1, l_1)} \right| \right\|_{m/4} \\
& \leq \frac{Ck_T}{T} \times \left\| \sqrt{\sum_{t=p}^{T-1} \boldsymbol{\psi}_{(l_2-1) \times pd + j_2}^{(t+1)2}} \times \sqrt{\sum_{t=p}^{T-1} \boldsymbol{\omega}_{j_1 s}^{(t, l_1)2}} \right\|_{m/4} \\
& \leq \frac{Ck_T}{T} \times \sqrt{\left\| \sum_{t=p}^{T-1} \boldsymbol{\psi}_{(l_2-1) \times pd + j_2}^{(t+1)2} \right\|_{m/4}} \times \sqrt{\left\| \sum_{t=p}^{T-1} \boldsymbol{\omega}_{j_1 s}^{(t, l_1)2} \right\|_{m/4}} \\
& \leq \frac{Ck_T}{T} \times \sqrt{\sum_{t=p}^{T-1} \left\| \boldsymbol{\psi}_{(l_2-1) \times pd + j_2}^{(t+1)} \right\|_{m/2}^2} \times \sqrt{\sum_{t=p}^{T-1} \left\| \boldsymbol{\omega}_{j_1 s}^{(t, l_1)} \right\|_{m/2}^2} \leq C_1 k_T \\
\text{and } & \left\| \left| \frac{1}{T} \sum_{t_1=p}^{T-1} \sum_{t_2=p}^{T-1} K \left(\frac{t_1 - t_2}{k_T} \right) \boldsymbol{\omega}_{j_1 s_1}^{(t_1, l_1)} \boldsymbol{\omega}_{j_2 s_2}^{(t_2, l_2)} \right| \right\|_{m/4} \leq \frac{Ck_T}{T} \left\| \sum_{t=p}^{T-1} \boldsymbol{\omega}_{j_1 s_1}^{(t, l_1)2} \right\|_{m/4}^{1/2} \times \left\| \sum_{t=p}^{T-1} \boldsymbol{\omega}_{j_2 s_2}^{(t, l_2)2} \right\|_{m/4}^{1/2} \\
& \leq \frac{Ck_T}{T} \sqrt{\sum_{t=p}^{T-1} \left\| \boldsymbol{\omega}_{j_1 s_1}^{(t, l_1)} \right\|_{m/2}^2} \times \sqrt{\sum_{t=p}^{T-1} \left\| \boldsymbol{\omega}_{j_2 s_2}^{(t, l_2)} \right\|_{m/2}^2} \leq C_1 k_T
\end{aligned}$$

for a constant C_1 , which implies

$$\max_{l_1, l_2=1, \dots, d, j_1, s \in \mathcal{B}_{l_1}, j_2 \in \mathcal{B}_{l_2}} \left| \frac{1}{T} \sum_{t_1=p}^{T-1} \sum_{t_2=p}^{T-1} K \left(\frac{t_1 - t_2}{k_T} \right) \psi_{(l_2-1) \times pd + j_2}^{(t_2+1)} \omega_{j_1 s}^{(t_1, l_1)} \right| = O_p \left(T^{\frac{8\alpha_d}{m}} \times k_T \right),$$

$$\max_{l_1, l_2=1, \dots, d, j_1 \in \mathcal{B}_{l_1}, j_2, s \in \mathcal{B}_{l_2}} \left| \frac{1}{T} \sum_{t_1=p}^{T-1} \sum_{t_2=p}^{T-1} K \left(\frac{t_1 - t_2}{k_T} \right) \psi_{(l_1-1) \times pd + j_1}^{(t_1+1)} \omega_{j_2 s}^{(t_2, l_2)} \right| = O_p \left(T^{\frac{8\alpha_d}{m}} \times k_T \right),$$

and $\max_{l_1, l_2=1, \dots, d, s_1, j_1 \in \mathcal{B}_{l_1}, s_2, j_2 \in \mathcal{B}_{l_2}} \left| \frac{1}{T} \sum_{t_1=p}^{T-1} \sum_{t_2=p}^{T-1} K \left(\frac{t_1 - t_2}{k_T} \right) \omega_{j_1 s_1}^{(t_1, l_1)} \omega_{j_2 s_2}^{(t_2, l_2)} \right| = O_p \left(T^{\frac{8\alpha_d}{m}} \times k_T \right).$

As a result, we have

$$\begin{aligned} \max_{l_1, l_2=1, \dots, d, j_1, j_2=1, \dots, pd} \left| \frac{1}{T} \sum_{t_1=p}^{T-1} \sum_{t_2=p}^{T-1} K \left(\frac{t_1 - t_2}{k_T} \right) \times \left(\sum_{q=1}^{pd} \mathcal{F}_{\mathcal{B}_{l_1}}(\boldsymbol{\Sigma}^{(0)})_{j_1 q} \widehat{\Theta}_{q l_1}^{(t)} \right) \times \left(\sum_{q=1}^{pd} \mathcal{F}_{\mathcal{B}_{l_2}}(\boldsymbol{\Sigma}^{(0)})_{j_2 q} \widehat{\Theta}_{q l_2}^{(t)} \right) \right. \\ \left. - \frac{1}{T} \sum_{t_1=p}^{T-1} \sum_{t_2=p}^{T-1} K \left(\frac{t_1 - t_2}{k_T} \right) \psi_{(l_1-1) \times pd + j_1}^{(t_1+1)} \psi_{(l_2-1) \times pd + j_2}^{(t_2+1)} \right| \\ = O_p \left(T^{\frac{8\alpha_d}{m} - \frac{1}{2}} \times k_T \times \sqrt{\log(T)} \right) \end{aligned} \quad (\text{B.11})$$

Form eq.(B.7), $\max_{l=1, \dots, d} |\mathcal{F}_{\mathcal{B}_l}(\widehat{\boldsymbol{\Sigma}}^{(0)}) - \mathcal{F}_{\mathcal{B}_l}(\boldsymbol{\Sigma}^{(0)})|_{L_1} = O_p \left(T^{\frac{4\alpha_d}{m} - \frac{1}{2}} \right)$. Therefore, define

the terms $\boldsymbol{\xi}_{jq}^{(l)} = \mathcal{F}_{\mathcal{B}_l}(\widehat{\boldsymbol{\Sigma}}^{(0)})_{jq} - \mathcal{F}_{\mathcal{B}_l}(\boldsymbol{\Sigma}^{(0)})_{jq}$, we have

$$\sum_{q=1}^{pd} \mathcal{F}_{\mathcal{B}_l}(\widehat{\boldsymbol{\Sigma}}^{(0)})_{jq} \widehat{\Theta}_{q l}^{(t)} = \sum_{q \in \mathcal{B}_l} \mathcal{F}_{\mathcal{B}_l}(\boldsymbol{\Sigma}^{(0)})_{jq} \widehat{\Theta}_{q l}^{(t)} + \sum_{q \in \mathcal{B}_l} \boldsymbol{\xi}_{jq}^{(l)} \widehat{\Theta}_{q l}^{(t)}$$

and

$$\begin{aligned} \left| \frac{1}{T} \sum_{t_1=p}^{T-1} \sum_{t_2=p}^{T-1} K \left(\frac{t_1 - t_2}{k_T} \right) \times \left(\sum_{q=1}^{pd} \mathcal{F}_{\mathcal{B}_{l_1}}(\widehat{\boldsymbol{\Sigma}}^{(0)})_{j_1 q} \widehat{\Theta}_{q l_1}^{(t)} \right) \times \left(\sum_{q=1}^{pd} \mathcal{F}_{\mathcal{B}_{l_2}}(\widehat{\boldsymbol{\Sigma}}^{(0)})_{j_2 q} \widehat{\Theta}_{q l_2}^{(t)} \right) \right. \\ \left. - \frac{1}{T} \sum_{t_1=p}^{T-1} \sum_{t_2=p}^{T-1} K \left(\frac{t_1 - t_2}{k_T} \right) \times \left(\sum_{q=1}^{pd} \mathcal{F}_{\mathcal{B}_{l_1}}(\boldsymbol{\Sigma}^{(0)})_{j_1 q} \widehat{\Theta}_{q l_1}^{(t)} \right) \times \left(\sum_{q=1}^{pd} \mathcal{F}_{\mathcal{B}_{l_2}}(\boldsymbol{\Sigma}^{(0)})_{j_2 q} \widehat{\Theta}_{q l_2}^{(t)} \right) \right| \\ \leq \left| \sum_{q_1 \in \mathcal{B}_{l_1}} \sum_{q_2 \in \mathcal{B}_{l_2}} \boldsymbol{\xi}_{j_1 q_1}^{(l_1)} \mathcal{F}_{\mathcal{B}_{l_2}}(\boldsymbol{\Sigma}^{(0)})_{j_2 q_2} \times \frac{1}{T} \sum_{t_1=p}^{T-1} \sum_{t_2=p}^{T-1} K \left(\frac{t_1 - t_2}{k_T} \right) \widehat{\Theta}_{q_1 l_1}^{(t_1)} \widehat{\Theta}_{q_2 l_2}^{(t_2)} \right| \\ + \left| \sum_{q_1 \in \mathcal{B}_{l_1}} \sum_{q_2 \in \mathcal{B}_{l_2}} \mathcal{F}_{\mathcal{B}_{l_2}}(\boldsymbol{\Sigma}^{(0)})_{j_2 q_2} \boldsymbol{\xi}_{j_1 q_1}^{(l_1)} \times \frac{1}{T} \sum_{t_1=p}^{T-1} \sum_{t_2=p}^{T-1} K \left(\frac{t_1 - t_2}{k_T} \right) \widehat{\Theta}_{q_1 l_1}^{(t_1)} \widehat{\Theta}_{q_2 l_2}^{(t_2)} \right| \\ + \left| \sum_{q_1 \in \mathcal{B}_{l_1}} \sum_{q_2 \in \mathcal{B}_{l_2}} \boldsymbol{\xi}_{j_1 q_1}^{(l_1)} \boldsymbol{\xi}_{j_2 q_2}^{(l_2)} \times \frac{1}{T} \sum_{t_1=p}^{T-1} \sum_{t_2=p}^{T-1} K \left(\frac{t_1 - t_2}{k_T} \right) \widehat{\Theta}_{q_1 l_1}^{(t_1)} \widehat{\Theta}_{q_2 l_2}^{(t_2)} \right| \end{aligned}$$

From Cauchy - Schwarz inequality

$$\begin{aligned} \sum_{t=p}^{T-1} \widehat{\Theta}_{ql}^{(t)2} &= \sum_{t=p}^{T-1} \mathbf{z}_q^{(t)2} \times \left(\boldsymbol{\epsilon}_l^{(t+1)} - \sum_{s=1}^{pd} \mathbf{z}_s^{(t)} (\widehat{\mathbf{S}}_{sl} - \mathbf{S}_{sl}) \right)^2 \\ &\leq 2 \sum_{t=p}^{T-1} \mathbf{z}_q^{(t)2} \boldsymbol{\epsilon}_l^{(t+1)2} + 2 \sum_{t=p}^{T-1} \mathbf{z}_q^{(t)2} \sum_{s \in \mathcal{B}_l} \mathbf{z}_s^{(t)2} \times \sum_{s \in \mathcal{B}_l} (\widehat{\mathbf{S}}_{sl} - \mathbf{S}_{sl})^2. \end{aligned}$$

For

$$\begin{aligned} \left\| \sum_{t=p}^{T-1} \mathbf{z}_q^{(t)2} \boldsymbol{\epsilon}_l^{(t+1)2} \right\|_{m/4} &\leq \sum_{t=p}^{T-1} \|\mathbf{z}_q\|_m^2 \times \|\boldsymbol{\epsilon}_l^{(t+1)}\|_m^2 \leq CT \\ &\Rightarrow \max_{l=1, \dots, d, q \in \mathcal{B}_l} \sum_{t=p}^{T-1} \mathbf{z}_q^{(t)2} \boldsymbol{\epsilon}_l^{(t+1)2} = O_p \left(T^{\frac{4\alpha_d}{m} + 1} \right) \end{aligned}$$

and

$$\begin{aligned} \left\| \sum_{t=p}^{T-1} \mathbf{z}_q^{(t)2} \sum_{s \in \mathcal{B}_l} \mathbf{z}_s^{(t)2} \right\|_{m/4} &\leq \sum_{t=p}^{T-1} \sum_{s \in \mathcal{B}_l} \|\mathbf{z}_q^{(t)}\|_m^2 \|\mathbf{z}_s^{(t)}\|_m^2 \leq CT \\ &\Rightarrow \max_{l=1, \dots, d, q \in \mathcal{B}_l} \sum_{t=p}^{T-1} \mathbf{z}_q^{(t)2} \sum_{s \in \mathcal{B}_l} \mathbf{z}_s^{(t)2} = O_p \left(T^{\frac{4\alpha_d}{m} + 1} \right). \end{aligned}$$

From eq. (20), we have

$$\begin{aligned} \max_{l=1, \dots, d, q \in \mathcal{B}_l} \sum_{t=p}^{T-1} \widehat{\Theta}_{ql}^{(t)2} &\leq 2 \max_{l=1, \dots, d, q \in \mathcal{B}_l} \sum_{t=p}^{T-1} \mathbf{z}_q^{(t)2} \boldsymbol{\epsilon}_l^{(t+1)2} \\ + 2 \max_{l=1, \dots, d, q \in \mathcal{B}_l} \sum_{t=p}^{T-1} \mathbf{z}_q^{(t)2} \sum_{s \in \mathcal{B}_l} \mathbf{z}_s^{(t)2} &\times \max_{l=1, \dots, d, q \in \mathcal{B}_l} \sum_{s \in \mathcal{B}_l} (\widehat{\mathbf{S}}_{sl} - \mathbf{S}_{sl})^2 \\ &= O_p \left(T^{\frac{4\alpha_d}{m} + 1} \right). \end{aligned}$$

Therefore, from section 0.9.7 in Horn and Johnson 2013

$$\begin{aligned} \max_{l_1, l_2=1, \dots, d, q_1 \in \mathcal{B}_{l_1}, q_2 \in \mathcal{B}_{l_2}} \left| \frac{1}{T} \sum_{t_1=p}^{T-1} \sum_{t_2=p}^{T-1} K \left(\frac{t_1 - t_2}{k_T} \right) \widehat{\Theta}_{q_1 l_1}^{(t_1)} \widehat{\Theta}_{q_2 l_2}^{(t_2)} \right| \\ \leq \frac{Ck_T}{T} \times \sqrt{\sum_{t=p}^{T-1} \widehat{\Theta}_{q_1 l_1}^{(t)2}} \times \sqrt{\sum_{t=p}^{T-1} \widehat{\Theta}_{q_2 l_2}^{(t)2}} &= O_p \left(k_T \times T^{\frac{4\alpha_d}{m}} \right), \end{aligned}$$

and

$$\begin{aligned}
& \max_{l_1, l_2=1, \dots, d, j_1, j_2=1, \dots, pd} \left| \sum_{q_1 \in \mathcal{B}_{l_1}} \sum_{q_2 \in \mathcal{B}_{l_2}} \mathcal{F}_{\mathcal{B}_{l_2}}(\boldsymbol{\Sigma}^{(0)})_{j_1 q_1} \boldsymbol{\xi}_{j_2 q_2}^{(l_2)} \times \frac{1}{T} \sum_{t_1=p}^{T-1} \sum_{t_2=p}^{T-1} K\left(\frac{t_1-t_2}{k_T}\right) \widehat{\boldsymbol{\Theta}}_{q_1 l_1}^{(t_1)} \widehat{\boldsymbol{\Theta}}_{q_2 l_2}^{(t_2)} \right| \\
& \leq C \max_{l=1, \dots, d, q \in \mathcal{B}_l, j=1, \dots, pd} |\boldsymbol{\xi}_{j q}^{(l_2)}| \times \max_{l_1, l_2=1, \dots, d, q_1 \in \mathcal{B}_{l_1}, q_2 \in \mathcal{B}_{l_2}} \left| \frac{1}{T} \sum_{t_1=p}^{T-1} \sum_{t_2=p}^{T-1} K\left(\frac{t_1-t_2}{k_T}\right) \widehat{\boldsymbol{\Theta}}_{q_1 l_1}^{(t_1)} \widehat{\boldsymbol{\Theta}}_{q_2 l_2}^{(t_2)} \right| \\
& = O_p\left(k_T \times T^{\frac{8\alpha_d}{m} - \frac{1}{2}}\right).
\end{aligned}$$

Moreover,

$$\begin{aligned}
& \max_{j_1, j_2=1, \dots, pd, l_1, l_2=1, \dots, d} \left| \sum_{q_1 \in \mathcal{B}_{l_1}} \sum_{q_2 \in \mathcal{B}_{l_2}} \boldsymbol{\xi}_{j_1 q_1}^{(l_1)} \boldsymbol{\xi}_{j_2 q_2}^{(l_2)} \times \frac{1}{T} \sum_{t_1=p}^{T-1} \sum_{t_2=p}^{T-1} K\left(\frac{t_1-t_2}{k_T}\right) \widehat{\boldsymbol{\Theta}}_{q_1 l_1}^{(t_1)} \widehat{\boldsymbol{\Theta}}_{q_2 l_2}^{(t_2)} \right| \\
& \leq C \max_{j=1, \dots, pd, l=1, \dots, d, q \in \mathcal{B}_l} |\boldsymbol{\xi}_{j q}^{(l)}|^2 \times \max_{l_1, l_2=1, \dots, d, q_1 \in \mathcal{B}_{l_1}, q_2 \in \mathcal{B}_{l_2}} \left| \frac{1}{T} \sum_{t_1=p}^{T-1} \sum_{t_2=p}^{T-1} K\left(\frac{t_1-t_2}{k_T}\right) \widehat{\boldsymbol{\Theta}}_{q_1 l_1}^{(t_1)} \widehat{\boldsymbol{\Theta}}_{q_2 l_2}^{(t_2)} \right| \\
& = O_p\left(k_T \times T^{\frac{12\alpha_d}{m} - 1}\right).
\end{aligned}$$

Therefore,

$$\begin{aligned}
& \max_{j_1, j_2=1, \dots, pd, l_1, l_2=1, \dots, d} \left| \frac{1}{T} \sum_{t_1=p}^{T-1} \sum_{t_2=p}^{T-1} K\left(\frac{t_1-t_2}{k_T}\right) \times \left(\sum_{q=1}^{pd} \mathcal{F}_{\mathcal{B}_{l_1}}(\widehat{\boldsymbol{\Sigma}}^{(0)})_{j_1 q} \widehat{\boldsymbol{\Theta}}_{q l_1}^{(t)} \right) \times \left(\sum_{q=1}^{pd} \mathcal{F}_{\mathcal{B}_{l_2}}(\widehat{\boldsymbol{\Sigma}}^{(0)})_{j_2 q} \widehat{\boldsymbol{\Theta}}_{q l_2}^{(t)} \right) \right. \\
& \quad \left. - \frac{1}{T} \sum_{t_1=p}^{T-1} \sum_{t_2=p}^{T-1} K\left(\frac{t_1-t_2}{k_T}\right) \times \left(\sum_{q=1}^{pd} \mathcal{F}_{\mathcal{B}_{l_1}}(\boldsymbol{\Sigma}^{(0)})_{j_1 q} \widehat{\boldsymbol{\Theta}}_{q l_1}^{(t)} \right) \times \left(\sum_{q=1}^{pd} \mathcal{F}_{\mathcal{B}_{l_2}}(\boldsymbol{\Sigma}^{(0)})_{j_2 q} \widehat{\boldsymbol{\Theta}}_{q l_2}^{(t)} \right) \right| \\
& = O_p\left(k_T \times T^{\frac{8\alpha_d}{m} - \frac{1}{2}}\right). \tag{B.12}
\end{aligned}$$

and we prove eq.(23).

According to algorithm 1, $\boldsymbol{\Delta}_{jl}^*$ have joint normal distribution conditional on the observations $\mathbf{x}^{(t)}$. From lemma B.1 in Y. Zhang and Dimitris N Politis 2023, we have for sufficiently large T

$$\begin{aligned}
& \text{Prob}^* \left(\max_{j=1, \dots, pd, l=1, \dots, d} |\boldsymbol{\Delta}_{jl}^*| \leq x \right) = \text{Prob}^* \left(\max_{l=1, \dots, d, j \in \mathcal{B}_l} |\boldsymbol{\Delta}_{jl}^*| \leq x \right) \\
& \Rightarrow \sup_{x \in \mathbf{R}} \left| \text{Prob}^* \left(\max_{j=1, \dots, pd, l=1, \dots, d} |\boldsymbol{\Delta}_{jl}^*| \leq x \right) - \text{Prob} \left(\max_{l=1, \dots, d, j \in \mathcal{B}_l} |\boldsymbol{\Gamma}_{jl}| \leq x \right) \right| \\
& \leq C(1 + \log^3(T))\eta^{1/3} + \eta^{1/6},
\end{aligned}$$

here $\eta = \max_{j=1, \dots, pd, l=1, \dots, d} |\mathbf{E}^* \boldsymbol{\Delta}_{j_1 l_1}^* \boldsymbol{\Delta}_{j_2 l_2}^* - \boldsymbol{\Lambda}_{j_1 j_2}^{(l_1, l_2)}|$, which has order $= O_p\left(v_T + k_T \sqrt{\log(T)} T^{\frac{8\alpha_d}{m} - \frac{1}{2}}\right)$.

This observation proves eq.(21).

□

C Extra numerical simulation results

This section demonstrates additional simulation results not included in the manuscript. Similar to Figure 2, the performance of the post-selection estimator is comparable to that of the threshold Lasso. It remains effective even when the model selection algorithms cannot select the optimal hyper-parameters, demonstrating the effectiveness of the post – selection estimator in dealing with practical data.

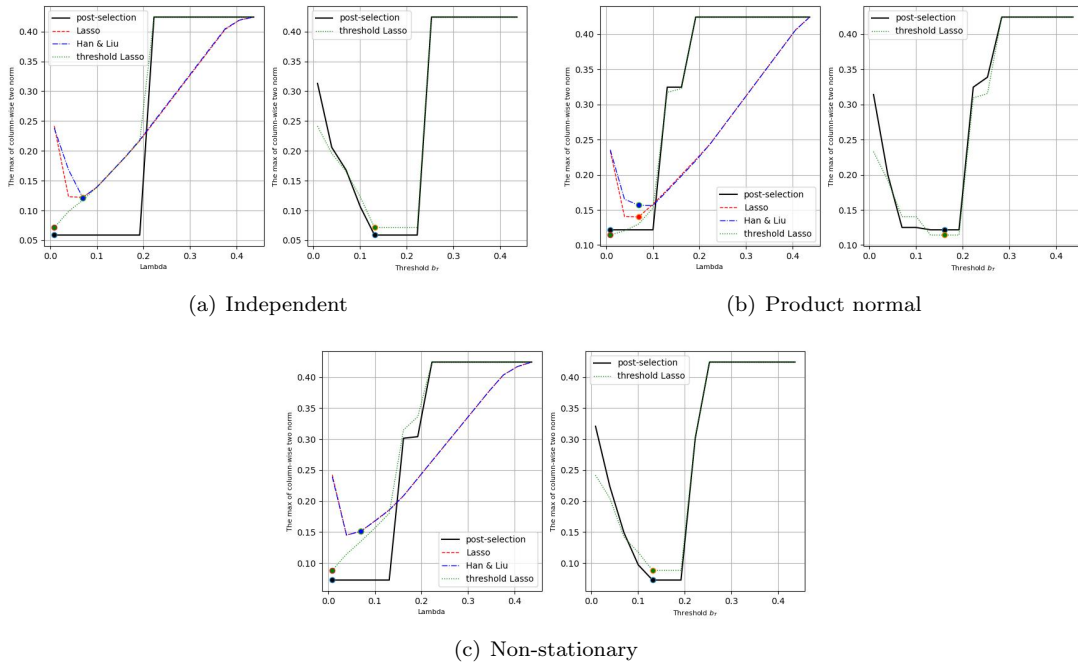
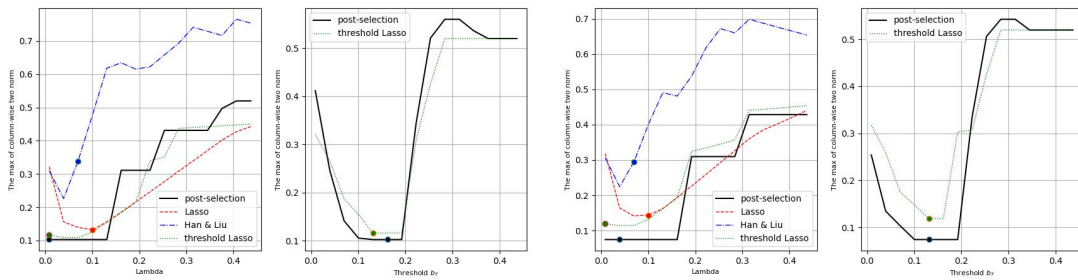
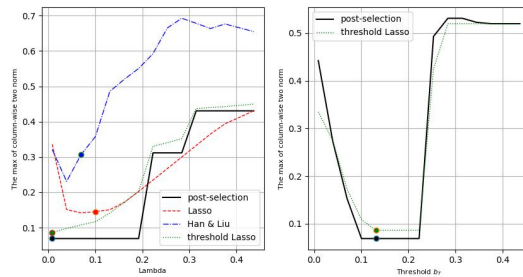


Figure C.1: The performance of various algorithms concerning different choices of hyperparameters. Figure 1(a), Figure 1(b), and Figure 1(c) respectively demonstrate the performance of algorithms when the innovations are independent, product normal, and non-stationary. The observations are generated using the AR(1) model.



(a) Independent

(b) Product normal



(c) Non-stationary

Figure C.2: The performance of various algorithms concerning different choices of hyperparameters. Figure 2(a), Figure 2(b), and Figure 2(c) respectively demonstrate the performance of algorithms when the innovations are independent, product normal, and non-stationary. The observations are generated using the AR(2) model.