

# CacheGen: Fast Context Loading for Language Model Applications

Yuhan Liu, Hanchen Li, Kuntai Du, Jiayi Yao, Yihua Cheng, Yuyang Huang, Shan Lu<sup>†</sup>,  
Michael Maire, Henry Hoffmann, Ari Holtzman, Ganesh Ananthanarayanan<sup>†</sup>, Junchen Jiang  
*The University of Chicago* <sup>†</sup>*Microsoft*

## Abstract

As large language models (LLMs) take on more complex tasks, their inputs incorporate *longer contexts* to respond to questions that require domain knowledge or user-specific conversational histories. Yet, using long contexts poses a challenge for responsive LLM systems, as nothing can be generated until all the contexts are *fetch*ed to and *process*ed by the LLM. Existing systems optimize only the computation delay in context processing (e.g., by caching intermediate key-value features of the text context) but often cause longer network delays in context fetching (e.g., key-value features consume orders of magnitude larger bandwidth than the text context).

This paper presents CacheGen to minimize the delays in fetching *and* processing contexts for LLMs. CacheGen reduces the bandwidth needed for transmitting long contexts’ key-value (KV) features through a novel encoder that compresses KV features into more compact bitstream representations. The encoder combines adaptive quantization with a tailored arithmetic coder, taking advantage of the KV features’ distributional properties, such as locality across tokens. Furthermore, CacheGen minimizes the *total* delay in fetching and processing a context by using a controller that determines when to load the context as compressed KV features or raw text and picks the appropriate compression level if loaded as KV features. We test CacheGen on three models of various sizes and three datasets of different context lengths. Compared to recent methods that handle long contexts, CacheGen reduces bandwidth usage by 3.7-4.3 $\times$  and the total delay in fetching and processing contexts by 2.7-3 $\times$  while maintaining similar LLM performance on various tasks as loading the text contexts.

## 1 Introduction

With their impressive generative capabilities, large language models (LLMs) are widely used [1, 5, 7, 11] in personal assistance and recommendation, AI healthcare, and marketing, to mention a few. The widespread use of public LLM APIs (e.g., GPT-4 [9]) and application frameworks (e.g., Langchain [10]), combined with the open-source of industry-quality LLMs (e.g., Llama [3]), further boosts LLMs’ popularity.

With LLMs increasingly used in complex tasks, many applications augment their user inputs (*i.e.*, prompts) to LLMs with *long contexts* containing at least thousands of tokens. For example, some context supplements user prompts with domain-knowledge texts so that LLMs can generate responses

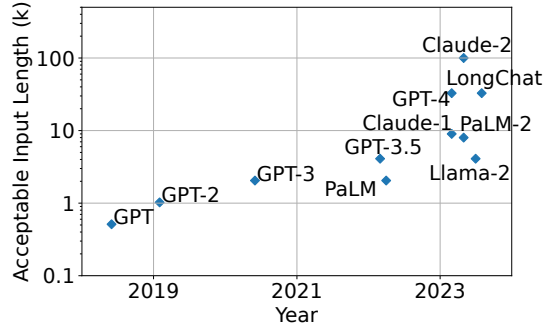


Figure 1: The input length accepted by LLMs has increased significantly in the last year. y-axis is plotted in log-scale.

using domain knowledge beyond information embedded in LLMs themselves. As another example, some context supplements user prompts with the conversation histories accumulated during the interaction between a user and the LLM.

This trend of long contexts is well reflected by the recent race to train LLMs that accept ever longer inputs, from 2K tokens in ChatGPT to 100K in Claude [6] (Figure 1). While short LLM inputs can still be useful [65, 92], many studies have shown that longer inputs often help improve response quality and coherence [25, 26, 28, 38, 48, 87, 97, 106].

Although improving response-generation quality, using long context poses challenges to response-generation *latency*, as no response can be generated until all the contexts are loaded and processed.

To tackle this latency challenge, previous work reduces the computational delays of context processing by caching the intermediate processing results: key-value (KV) features. This way, instead of repeating the self-attention computation on text context, whose complexity is super-linear to the text length [25, 39, 87, 98, 113], LLM systems can directly use the KV features and skip the redundant computation.

Unfortunately, previous work reduces the computational delay at the cost of increased communication delay, as KV features are multi-dimensional tensors of floating-point numbers and can be orders of magnitude larger than their corresponding text contexts. The cost of loading KV features is particularly concerning, as in practice, they often need to be fetched remotely from another machine(s). For instance, a database of background documents might reside in a separate server and the supplementary documents assisting LLM inference are only to be selected and fetched to the LLM

when a relevant query is received [2, 4, 12, 13, 25]. Similarly, as the prompts from a user may spread in space (*e.g.*, from different locations) and time (*e.g.*, two queries can be days apart), they can be processed by different machines, so the conversation history (*i.e.*, context) must be loaded on-the-fly to the GPUs serving the current request [2, 13]. Some emergent work shortens context, like dropping tensors, after KV features are loaded into GPU memory [45, 67, 76]. However, the dropped tensor information inevitably hurts LLM’s response quality, and the resulting KV features, in the shape of large tensors, still require high bandwidth to transmit.

Therefore, solely optimizing computational delay is not enough for long-context response generation and may even *degrade* the end-to-end performance, as loading the KV features increases the network delay. Instead, LLM systems must optimize not only the computational delay but also the communication (network) delay in handling long contexts.

This paper presents CacheGen, a fast context-loading module for LLM systems, designed for (1) reducing the bandwidth needed to transmit a context’s KV features and (2) minimizing the *total* delay in fetching *and* processing contexts, rather than each separately.

CacheGen reduces the bandwidth needed for transmitting long contexts’ KV features by compressing, instead of dropping or rewriting, these feature tensors into more compact bitstreams using a new KV encoder. The design of our KV encoder leverages unique properties of KV features across tokens and layers to achieve high size reduction and little information loss. It uses a tailored arithmetic coder that takes advantage of KV features’ distributional properties, such as locality across tokens; it varies compression strategies across layers of KV features, leveraging the fact that LLM’s generation performance has different sensitivities towards the compression losses at different layers of KV features.

With its KV encoder, CacheGen has the flexibility of transmitting a context in different forms, including KV features in multiple bitstream representations each with a different compression rate<sup>1</sup> and the original raw text, which incurs more LLM processing cost but no decompression cost or information loss. Right before transmitting a context, CacheGen uses a controller to decide which form to use, flexibly navigating the tradeoffs among LLM generation quality, the transmission bandwidth, and the decompression cost. It picks the context form that optimizes the combined cost of transmission and decompression, or the form that fits in a given time budget with the least information loss.

Figure 2 illustrates CacheGen’s benefits. By compressing KV features to more compact bitstreams, CacheGen significantly cuts the bandwidth usage for KV-feature transfers for long contexts, thus outperforming the baselines that fetch the KV features directly as well as the baseline that loads the text context without the KV cache. For shorter contexts,

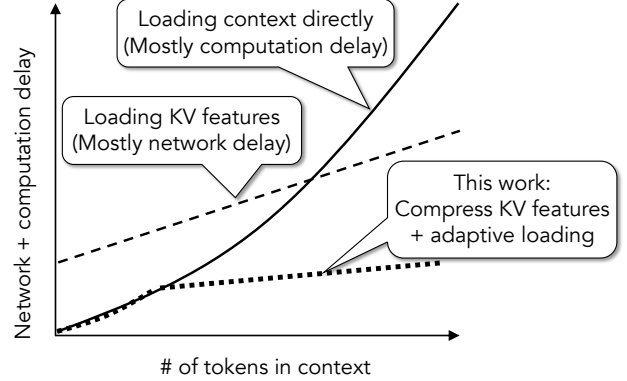


Figure 2: *CacheGen* with the two common practices: loading text contexts directly or loading the cached KV features.

CacheGen automatically opts to load the text context directly, rather than its KV features.

To put CacheGen’s design into perspective, each of its components (adaptive compression and KV cache) may have been studied before. Nonetheless, the exact designs of these components in CacheGen embrace domain-specific insights about KV features and are integrated into an end-to-end system that explicitly minimizes LLMs’ network and computation delays regarding context for the first time.

We evaluate CacheGen on three models of different capacities and three datasets of different tasks that use contexts of different lengths. Compared to a baseline quantization and arithmetic coding scheme that does not consider the distributional properties of KV, CacheGen can save the bandwidth usage for transferring KV features by  $3.7\text{--}4.3\times$  and the delays in transferring and processing KV features by  $2.7\text{--}3\times$ , while maintaining higher LLM performance on various tasks, measured by task-specific metrics such as perplexity and accuracy. Compared to the baseline of loading text contexts, CacheGen cuts the latency of processing KV features by  $2.8\text{--}4.5\times$  with less than 1% drop in F1 score or a perplexity score increase of 0.5. Moreover, at similar task performance, CacheGen also has lower total fetching, processing delays and higher LLM performance than more sophisticated baselines that modify contexts or retrain models to shorten the contexts.

## 2 Background and Motivation

### 2.1 Transformer basics

**Transformer** models have revolutionized the field of natural language processing (NLP), becoming the de-facto architecture for most NLP tasks [28, 30, 35, 54, 78, 98, 114]. Today, most generative NLP services are based on transformer models, including T5 [84], Llama [96], PaLM [35], OPT [116], and BLOOM.

A transformer model takes as input a sequence of tokenized words and generates an output response, which is another

<sup>1</sup>The compression is done before a user query arrives.

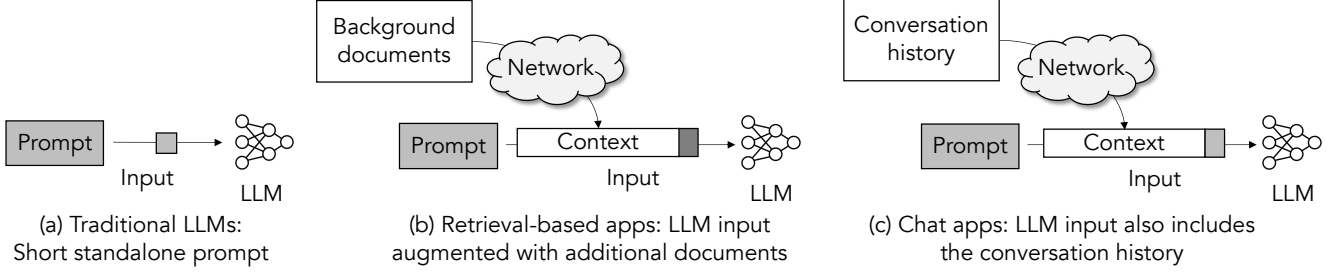


Figure 3: LLMs used to take short inputs but increasingly take longer inputs augmented with long contexts, e.g., background texts and conversation histories.

sequence of tokens (usually in the format of integers)<sup>2</sup>. This generation process includes two high-level steps. First, the attention module processes the input tokens to obtain encoded features. Then, the encoded features of the input are utilized to generate new tokens in an autoregressive manner. Specifically, the input tokens and previously generated tokens are fed into the transformer model to generate the next token.

The key of the transformer architecture is the attention module. Each layer of the attention module produces an attention matrix, which models the connections between each pair of tokens. The attention matrix at every layer is obtained by applying a non-linear neural network operation on the attention matrix of its previous layer. Intuitively, the attention matrices of deeper layers might embed a more complex understanding of the tokens under consideration.

While the attention module is crucial, it is known to be compute-intensive. Given an input of  $N$  tokens, the computation overhead of computing the attention matrices grows quadratically,  $O(N^2)$ . Though the complexity could be reduced to  $O(N \log N)$  (e.g., [57, 69]), such reduction often degrades the generation quality. Once the attention matrices are obtained, the time to generate (decode) each token is quite marginal and can be reduced to almost constant on GPUs.

## 2.2 Long contexts in LLM applications

Traditionally, the input of an LLM is a relatively short *prompt*, as illustrated in Figure 3(a). Since the prompt contains limited information, the LLM generates the response based solely on the knowledge already embedded in the LLM itself.

However, as LLMs are used in more real-world applications, it is no longer sufficient to rely on the knowledge embedded in the LLM. Instead, LLM applications often append additional texts, referred to as the **context**, to supplement the prompt input to an LLM<sup>3</sup>. To make our discussion more concrete, we highlight two types of applications, retrieval-based apps and chat apps.

*Retrieval-based apps* (Figure 3b) use LLMs to answer queries that require domain-specific knowledge. Examples include question-answering systems [28, 48, 88], code understanding systems [61, 88] or fact verification systems [48, 61]. They use a background database that contains a large number of background documents. On retrieving a question, they use embedding-based search algorithms (e.g., DPR [48, 50], BM25 [48, 85]) to quickly identify a subset of background documents from the database, prepend these documents to the prompt, and feed them together as input to the LLM. Note that the search procedure is done by a *separate* DNN or a vector similarity search algorithm, which is not part of the LLM.

*Chat apps* (Figure 3c) become popular with the rise of OpenAI’s ChatGPT and have many similar products [8, 37]. To produce high-quality and coherent responses, a user’s conversation history with the LLM, or at least part of it, is often included in the input to the LLM as the context. For instance, some applications supply a series of prompts to the LLM (ChatGPT) to create a character in a video game and then interact with the character by asking questions [56]. Chat app users themselves are also intentionally using long prompts to offer more background information (i.e., context) to the LLM. For example, in few-shot learning, users provide several long examples and their desired responses to the LLM before ask the real questions [20, 30].

Importantly, LLM applications use **increasingly long** contexts to raise the probability of including the right information needed to generate high-quality, coherent responses. For example, the user may ask “Which of the following countries generated the most total energy from solar sources in 2019?” [90]. It is hard for the LLM to answer the question correctly without retrieving enough background documents for the relevant countries the user is asking for. Though it is a hypothetical example, many studies have shown that the accuracy of the generated answers increases with more retrieved documents [48–50]. For instance, FiD [48] found that the accuracy score increased from 40% to 48% when increasing the number of context tokens from 1K to 10K. Retro [28] shows that the perplexity (a proxy score of generation quality) improves significantly when increasing the number of context tokens from 6K to 24K.

<sup>2</sup>“Tokens” in NLP stands for the input unit that is used for DNN inference, which includes punctuations or splitting words into characters. Tokenizing input is typically fast. We will use “tokens” in the rest of the paper.

<sup>3</sup>Since these contexts are often automatically added, users do not notice or need to manually type them.

To take in such long contexts, the LLM industry has been training LLMs with the capability to accept ever longer input sequences. For instance, Vicuna models [120], GPT-4-32K [78], and MPT models [94] can take up to 32K tokens as input. Latest models like LongNet [42] can even take up to 1 billion tokens as input.

In essence, long contexts play an increasingly important role in LLM applications for two reasons. First, modern LLMs have a superb ability to reason about new texts and potentially learn new knowledge from them. To exploit this ability, many works on in-context learning aim at optimizing what should the LLM input encompass to induce better responses from LLMs. Second, while LLMs are sometimes fine-tuned in specific domains, it is not always feasible. For instance, it is unrealistic to fine-tune an LLM for each user in chat apps. The background database may be managed separately from the LLM provider in retrieval-based apps. Due to their huge number of parameters, fine-tuning LLMs is also slow and can be very tricky to do right (*e.g.*, catastrophic forgetting, loss of reasoning ability, etc [43, 64]).

### 2.3 Saving computation by caching KV features

Recall that the computation overhead of the transformer (attention module) on a context grows superlinearly (quadratically) with longer contexts (§2.1), so longer contexts will dramatically increase the computation delay (Figure 4a).

Many recent works have tackled the long contexts’ *computation* overheads. A common optimization, illustrated in Figure 4b, is to cache the intermediate outcomes of contexts, namely the key and value (KV) features, in GPU memory. For a given text with  $N$  tokens, the KV features are two tensors, each with the shape  $[N, c, l]$ , where  $c$  is the number of channels and  $l$  is the number of layers. For instance, with the LLaMa-7B model, there are 4096 channels and 32 layers.

When the context is used again as part of another LLM input, one can save the computation delay of processing the context by using its KV features to reconstruct the self-attention matrices of the context. To put it more concretely, the computation delay can be reduced by about 15-30 $\times$  for the Llama-7B model on contexts with more than 5K tokens, assuming the KV features are already in GPU.

Caching KV features of a context, called a **KV cache**,<sup>4</sup> can be used in both chat apps and retrieval-based apps. In chat apps, the context is the past prompts and responses, whose KV features can be cached when the past prompts were first processed and responses were first generated [38]. Retrieval-based apps often preprocess each background document by the LLM to compute the self-attention matrices and cache their KV features [29, 40, 74, 75].

<sup>4</sup>We use a context’s KV features and its KV cache interchangeably.

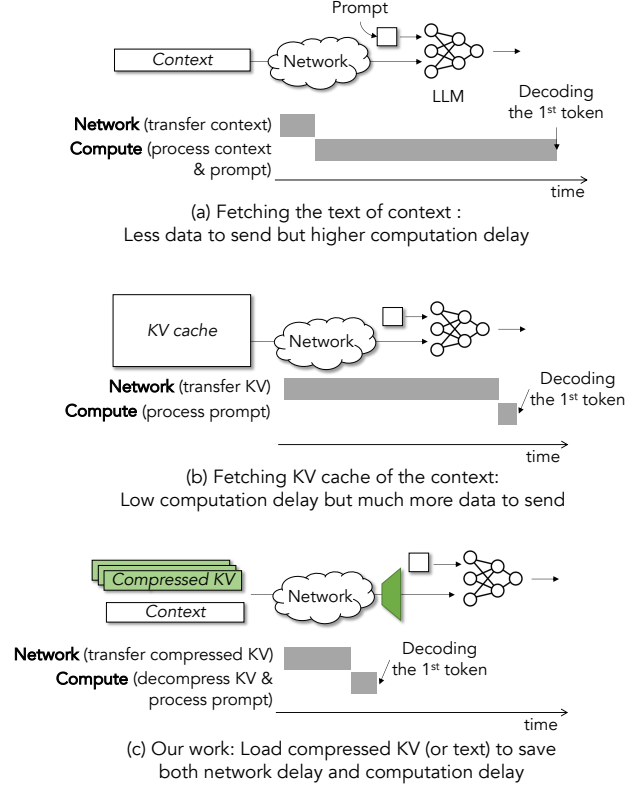


Figure 4: How different ways of loading context affect the network delay (to transfer context or KV cache) and the computation delay (to run the attention module on the context).

### 3 Hidden network delays of loading contexts

Current LLM systems assume that the KV cache is already in the GPU memory (or on the same machine), so they focus on reducing computation delays. In practice, however, the KV cache is *not* always in the memory of the GPUs that run the LLM inference. Rather, the context of an LLM input often needs to be fetched **remotely** from another machine(s).

In retrieval-based apps, the background documents can be hosted on different servers than the LLMs [28, 63]. One reason is that background documents can be too big (even in raw texts) to be stored locally on the GPU servers running the LLM. For example, a recent work [63] uses a background database that contains 364 Million documents [83], requiring 750 GB to store their texts. In another recent work [28], the documents contain up to 2 trillion tokens and require 1 TB of storage. Moreover, the background database may be managed by a different service than the LLM service for proprietary considerations [15, 63].

In chat apps, a user may resume her conversation with the LLM a few days after the last interaction. In these cases, the KV cache of her conversation history may need to be swapped out of GPU memory to save space for other active conversation sessions [46, 112, 115]. Moreover, a user may issue her prompts to the LLM from different locations at differ-



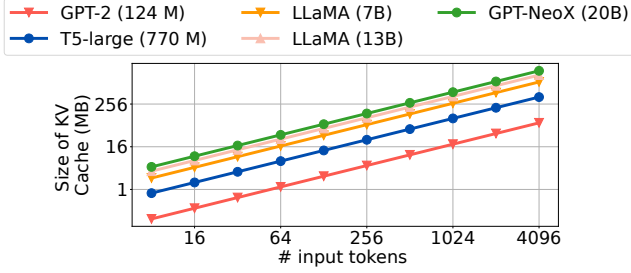


Figure 5: The size of the KV features produced by different LLMs grow with input length. We measure the serialized file size returned by `torch.save`.

ent points. As these prompts can be processed by different machines, the contexts must be remotely fetched.

As KV features need to be fetched on-demand to the GPUs running the LLM, the latency to transmit them must be added to the end-to-end delay of loading and processing a context. However, the size of a context’s KV cache can be orders of magnitudes bigger than the context itself, making network bandwidth a potential bottleneck. To put it in perspective, for a context of 5K tokens, storing each token in int-8 representation needs 5KB. In contrast, its KV features produced by the Llama-7B model are two tensors, each with a size of 5K (tokens)×4096 (channels)×32 (layers), and the size of KV features serialized by `torch.save` is 1.3 GB. Given a network bandwidth of 1Gbps, for example, the transmission delay of KV feature over the network bandwidth takes more than 10 seconds. By contrast, processing the text context by the transformer takes only 5 seconds on an A40 GPU.

In short, the need to fetch large KV features remotely *negates* the benefit of KV cache in saving the computation delays. This network bottleneck does not only affect one model. As shown in Figure 5, the size of KV features of popular LLMs all grows with the input token lengths.

## 4 CacheGen Design

This section presents CacheGen, a fast context-loading module for LLM inference systems. CacheGen minimizes the overall delay for loading and processing a given context while preserving the performance of the LLM.

Specifically, we define the overall delay as the time between obtaining the input (the prompt and context) and the generation (decoding) of the first token. We refer to it as the **time-to-first-token (TTFT)**, since it measures when the first token is available for the user. As shown by previous studies, users’ experience can be heavily affected by the TTFT since it demonstrates the responsiveness of the application [14, 16, 60]

Importantly, TTFT includes both the *network* delay to remotely fetch the context or its KV features and the *computation* delay to process the context/KV features and the prompt before decoding the first token. To focus on the impact of long contexts, TTFT excludes two delays. First, TTFT ex-

cludes the time to decode generated tokens one by one, which grows with the response length, so we exclude it to better focus on speeding up the loading and processing of contexts in the input.<sup>5</sup> Second, TTFT excludes the delay of selecting relevant documents based on prompt because of two reasons: (1) this procedure is handled by another separate DNN or algorithm than the LLM itself, which is not the focus of this paper; (2) this delay has been optimized by recent retrieval-based pipelines [34, 48, 49, 52] and it is relatively marginally compared to TTFT [63, 117].

### 4.1 Overview

To balance the overall delay and LLM’s performance on a given context, CacheGen employs a *KV encoder/decoder* and a *loading controller*, depicted in Figure 6.

Given the cached KV features of a context, CacheGen’s KV encoder first compresses the KV features into bitstream representations. While some recent schemes [45, 76] have proposed to *shorten* the context or its KV features, they do so by dropping tokens, with inevitable information loss. Moreover, with the shortened KV features still in the shape of large tensors in GPU memory and directly consumed by LLMs, they still require a high bandwidth to be loaded in the first place. In contrast, our encoder aims to *compress* KV features, with the compressed features being a bitstream and will be decompressed before being consumed by LLMs. No longer in the shape of KV tensors, this bitstream can take on a more compact representation with minimum information losses.

To flexibly navigate the tradeoffs between TTFT and generation performance, CacheGen compresses the KV cache of a context in multiple bitstream representations with different compression levels *in advance* before user query arrives. With a new prompt and selected context, CacheGen’s loading controller picks the compression level of the context based on the TTFT budget, fetches it through the network, decompresses it, and feeds it to the LLM. Notably, depending on the context’s length, the controller may choose to load the original text of the context when the estimated time of loading and decompressing the KV features is longer than the time of loading and processing the text directly. This often happens when the context is relatively short or the available bandwidth to fetch the context is relatively low, as will be shown in §5.3.

### 4.2 Context KV encoding

Recall from §2.3 that the KV cache of a context consists of two tensors of the shape:  $[N, l, c]$ , where  $N, l, c$  represent the number of tokens, layers, and channels, respectively. CacheGen compresses a KV cache in three steps:

1. calculate the delta tensors between nearby tokens;
2. pick the quantization level for each layer of the delta tensors and apply quantization; and

<sup>5</sup>TTFT does include the decoding of the first token, though it is a negligible part of TTFT.

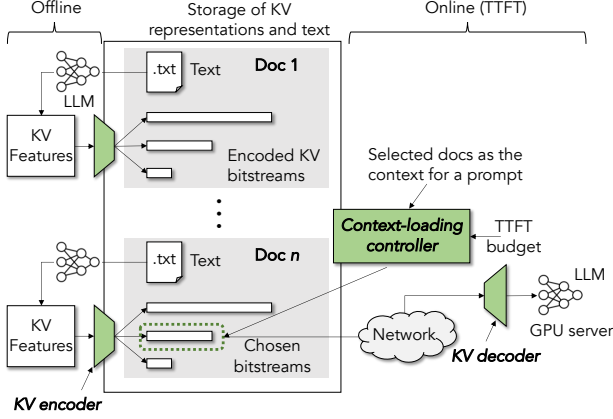


Figure 6: Overview of CacheGen’s main components.

### 3. run an arithmetic coder on the quantized delta tensors.

These steps of compressing KV features to a bitstream are conceptually similar to video coding (from pixel tensors to a .mp4 file), with each token’s KV features being a frame. However, our designs of these steps in CacheGen are inspired by domain-specific insights on KV features produced by LLMs.

**Change-based encoding:** Our first insight is that if two tokens’ positions are near each other in the context, their KV feature values at the same channel and same layer are similar. Figure 7 visualizes how the feature value varies across tokens, at a specific layer and channel. We can see that the values do change across different tokens in a context but in most cases, they are similar among tokens of close proximity. We can summarize this insight as follows:

**Insight 1** *At the same layer and channel, tokens in closer proximity have more similar KV feature values compared to tokens that are further apart.*

Why do KV features have such *token-wise locality*? It does not necessarily mean nearby tokens themselves are similar or more correlated (and they are not). Rather, it stems from how the transformer (the self-attention) computes the KV features. In essence, the KV features for a given token index are calculated based on the KV features of previous tokens. This dependency inherently leads to numerical similarity in their KV features across *nearby* tokens in a context.

To utilize this token-wise locality of feature values, we employ two ideas:

First, instead of compressing the KV feature separately for each token, we compress the *delta* between nearby tokens. Specifically, assume that the KV features at a token  $i$ ,  $F_i$ , have been compressed with its decompressed tensor being  $F'_i$ . ( $F'_i$  may slightly differ from  $F_i$  due to lossy compression.) For the features at token  $j$ ,  $F_j$ , the *delta tensor* of token  $j$  with token  $i$  is  $F_j - F'_i$ , and we compress this delta tensor (explained shortly) instead of  $F_j$ .<sup>6</sup>

<sup>6</sup>We define delta as the difference with the *reconstructed*  $F'_i$ , rather than

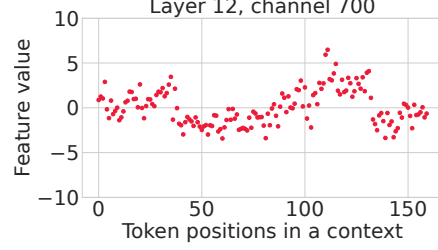


Figure 7: An example of KV values at the same layer and same channel across tokens. We use LongChat-7b model and one example context in the LongChat dataset (Table 1).

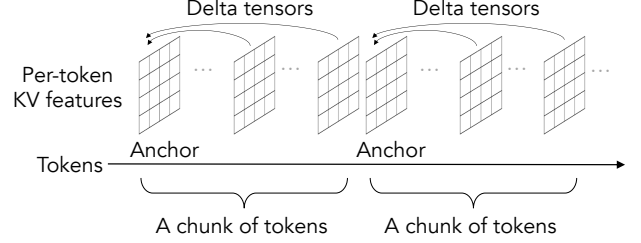


Figure 8: Within a chunk of tokens, CacheGen computes the delta tensors between the KV features of the first token and that of each remaining token.

Second, we partition the tokens of a context into chunks of ten contiguous tokens. In each chunk, we compress the KV features of the first token, called the *anchor token*, independently (i.e., without comparing it with other tokens), and then compress the delta tensor between each remaining token and the anchor token’s decompressed features. We do not compress the delta between each pair of consecutive tokens, like in video frame encoding, for two reasons. First, by comparing all tokens with the same anchor token, we can parallelize the compression and decompression of multiple tokens. Second, the tokens within a chunk may not change as smoothly (Figure 8) as between two consecutive video frames, so the benefit of compressing the difference with the immediate last tokens vs. with the anchor token is marginal.

Due to the token-wise locality, the resulting delta tensors are easier to compress than the KV features themselves. This corroborates with our component-wise results in §5.4, highlighting delta-based compression’s benefits.

**Arithmetic coding:** Next, CacheGen uses *arithmetic coding* [103] (AC) to losslessly compress the delta tensors and anchor tensors of a context to bitstreams. Like other entropy coding schemes, AC assigns fewer bits to encode more frequent symbols and more bits to encode less frequent symbols.

For it to be efficient, AC needs *accurate, low-entropy* probability distributions of the elements in the KV cache. To motivate our design, we first consider two strawmen:

- **Global symbol distribution:** By default, AC uses a global

the original  $F_i$ , so the compression and decompression will use the same reference to decode  $F_j$ .

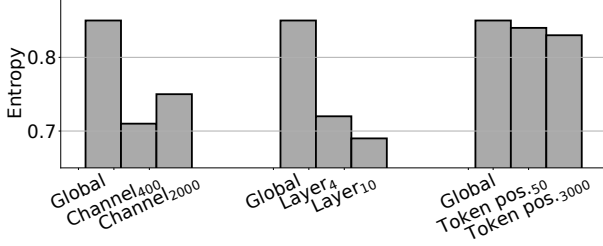


Figure 9: Entropy of all elements vs. entropy of the elements at specific channels, layers, or token positions.

probability distribution for *all* elements of a tensor. However, elements of different layers, channels, or tokens do not necessarily share the same probability distribution.

- *Fine-grained symbol distributions:* Alternatively, a *separate* probability distribution can be used for elements at each combination of channel, layer, and token position.<sup>7</sup> These probability distributions are more accurate but also incur prohibitive storage overheads ( $N \times l \times c$  distributions) on both the context storage servers (KV encoder) and the GPU servers (KV decoder).

To strike a better balance between AC’s compression efficiency and the storage overhead of the symbol probability distributions, we should group the elements in the tensors into as few groups as possible while minimizing the entropy of the distribution at each group. In other words, we should maximize the *information gain* of such grouping. We consider three dimensions for grouping elements in KV features: the channel, the layer, and the position of the token in the context. To examine the impact of each grouping, we pick the contexts in the Wikitext dataset [73] and use the Llama-7B model to produce 3.8K KV feature tensors. Figure 9 compares the entropy across all elements vs. the entropy at individual groups of certain layers, channels, or token indices, and their difference indicates the information of a grouping. We can summarize the observation in the following insight:

**Insight 2** *In a KV cache, each element is distinguished by its channel, layer, and token index. The information gain of grouping by channel and layer is significantly higher than that of grouping by token position.*

Inspired by the insight, our KV encoder offline profiles a separate probability distribution for each channel-layer combination of delta tensors and another for anchor tensors produced by an LLM, and uses the same distributions for all KV features produced by the same LLM. In §5.4, we empirically show that our method reduces the bitstream size by up to 53% compared to the strawman of using one global symbol distribution. Compared to the strawman of finest-grained symbol distributions, our method stores  $N$  times fewer distributions

<sup>7</sup>This is called *contextual arithmetic coding* in coding literature and is used in modern video codecs.

( $l \times c$ ), where  $N$  can be several thousand. §5.4 will quantify the size overhead of storing these probability distributions.

**Layer-wise quantization:** So far, the compression (running AC on delta tensors) has been lossless. To further reduce the bandwidth usage of transferring the KV cache, CacheGen also drops some information from the tokens while minimizing the impact on LLM’s performance. Recent methods propose to drop some tokens from the context [68, 76, 118], but they must know the query (the prompt) to obtain the self-attention scores. In contrast, we want to compress the KV feature before the query arrives.

Instead of dropping tokens from the context, CacheGen uses quantization to reduce the precision of the elements in a KV cache so that they can be represented by fewer bits. For instance, applying 4-bit quantization on a floating-point tensor linearly rescales the original tensor to fit within the integer range of  $[-2^3, 2^3]$ . Quantization has been used recently to reduce attention matrices to pack longer contexts in GPU memory [89], but all elements are uniformly quantized with the same number of bits without leveraging any distributional properties of KV features. It remains unclear what a better quantization strategy is to compress KV features while minimizing the impact on LLM’s performance.

Our insight is that the impact of quantizing KV elements on LLM’s output varies with the layers of the elements. Specifically, our insight can be summarized as follows:

**Insight 3** *The output from the LLM is more sensitive to losses in the KV feature values of the shallower layers than to those in the deeper layers.*

Intuitively, KV features at the deeper layers of an LLM extract higher-level structures and knowledge by applying NN operations on the KV features of the shallower layers, which embed more primitive information [100]. As a result, the loss of information by removing precision on the shallow-layer features can propagate and affect the deeper-layer features and thus hinder the model’s ability to grasp the higher-level structures necessary to produce high-quality responses.

Driven by this insight, we apply less aggressive quantization (more bits) on the features of shallower layers of delta tensors. Specifically, we split the transformer layers into three layer groups, the first (shallowest) 1/3 of layers, the middle 1/3 of layers, the deepest 1/3 of layers, and apply  $x$ -bit,  $y$ -bit, and  $z$ -bit quantization on the features at each layer group, respectively. Each combination of  $(x, y, z)$ , where  $x \geq y \geq z$ , represents a tradeoff between compression size and loss of the LLM performance and §4.3 will explain the exact settings of quantization levels used in CacheGen.

Note that we still use 8-bit quantization, a relatively high precision, on the KV features of the anchor token (the first token of a token chunk). This is because these anchor tokens account for a small fraction of all tokens, but their precision affects the distribution of all delta tensors of the remaining

tokens in a chunk. Thus, it makes sense to preserve higher precision just on these anchor tokens.

### 4.3 Context-Loading Controller

Like any lossy compression, each compressed result of the KV encoder represents a single tradeoff point between the compressed size and the LLM’s performance. In practice, however, the best tradeoff depends on the maximum TTFT the application can tolerate. To flexibly navigate the size-performance tradeoffs, CacheGen uses a context-loading controller.

First, CacheGen offline compresses the KV cache of each context document at multiple compression levels to cover a range of size-performance tradeoffs. By default, we pick three quantization settings of  $(x, y, z)$ :  $(8, 6, 4)$ ,  $(6, 4, 3)$ , and  $(5, 4, 3)$ , where  $x$ ,  $y$  and  $z$  are the number of quantized bits of delta tensor elements at the shallowest 1/3, the middle 1/3, and the deepest 1/3 of transformer layers (defined in §4.2). The quantized tensors are then compressed by AC and stored on the storage server, together with the probability distributions. Though these quantization settings empirically work well across a range of LLM models and datasets (§5.3), we believe future work can further refine the quantization scheme to make it more adaptive to LLMs or context distributions.

We should stress that the compression of each KV cache is *offline*, so its delay is not part of the TTFT of loading and processing a context, though decompression of KV features is still part of TTFT. We will evaluate both compression and decompression delays in §5.4.

In runtime, the application provides CacheGen with a prompt (with length  $L_{prompt}$ ) and the selected documents as the context (with length  $L_{context}$ ), the controller then estimates the TTFT of each compression level  $k$  using Equation 1,

$$T_{KV}(k) = \frac{S_k}{B} + C_{decompress}(L_{context}) + C_{process}(L_{prompt}) \quad (1)$$

The first term represents the network delay in transferring the compressed KV features:  $S_k$  is the size of the compressed bi-rate of the context at level  $k$  and  $B$  is the estimated bandwidth. The second term estimates the decompression of KV features, which is modeled by a *linear* function of  $L_{context}$ . The third term is the computation delay of calculating the attention between context and the prompt, which is empirically modeled as a *quadratic* function of the prompt length,  $L_{prompt}$ .

In addition, the controller also estimates the TTFT if the context is loaded as raw text as follows:

$$T_{text} = RTT + C_{process}(L_{context} + L_{prompt}) \quad (2)$$

The first term is the round-trip-time (RTT) between the storage server and the GPU server. We use it to estimate the network delay because the context test is usually small enough to fit in one congestion window size. The second term is the GPU computation to compute the attention from scratch

With these delay estimates, the controller can then decide whether it is faster to load the text context or some compressed

KV features (and which compression level). If the application also specifies a TTFT budget, then the controller can pick the minimum compression level  $k$  that fits the budget.

The exact parameters in function  $C_{process}$  and  $C_{decompress}$  depend on the speed of the inference server, and in our experiments, we record the past compute delays from the same server and interpolate these parameters. In this work, we assume the estimated bandwidth  $B$  and the estimate of  $RTT$  are known beforehand. In practice, they can be obtained by probing or controlled bandwidth in data center [24, 51, 81]. And this is beyond the focus of this paper.

### 4.4 Implementation

We implement CacheGen with about 2K lines of code in Python, based on PyTorch v2.0 and CUDA 12.0.

**Quantization, arithmetic coding (AC):** Following previous work [41], we use the *vectorwise* quantization method, which has been usually used for quantizing model weights. We use *torchac* [72], a CPU-based AC library designed for Pytorch tensors. Particularly, we use its encoding and decoding functions to perform AC. The probability distributions are obtained by counting the frequencies of quantized symbols in the KV feature for the corresponding context.

**Interface with LLM:** CacheGen interacts with LLM inference via two simple interfaces: (1) CacheGen extracts the KV features of a given context from an LLM inference, and (2) CacheGen feeds the KV features (which can be the decompressed ones) to resume the LLM inference while skipping the attention computation on the context. Many Pytorch-based LLMs support these APIs. For instance, Huggingface provides these APIs as part of each LLM model’s forward method [104].

**Speed optimization for CacheGen:** To speed up the decompression of KV features, we parallelize the decompression of delta tensors (explained in §4.2), running multiple instances of *torchac* simultaneously. Optionally, we further speed up the loading of decompressed KV features to GPU by pipelining the loading of layer  $i$  with the DNN inference computation of layer  $i + 1$ .

## 5 Evaluation

Our evaluation answers the following key questions:

- Given a context, how much can CacheGen’s KV encoder reduce the bandwidth needed to transfer its KV cache?
- Given a network bandwidth, how much can CacheGen reduce TTFT (including both network and compute delays)?
- How sensitive is CacheGen’s performance gain across different models, context lengths, and network bandwidths?
- Does CacheGen have a better tradeoff between LLM performance and TTFT than baselines that reduce TTFT by pruning the contexts or using smaller models?



Pipeline	Model		Dataset			Quality metric
	Name	Size	Name	Task	Context (#, length)	
A	NTK_scaled_Llama-13B [32]	13B	Wikitext [73]	Predict probability of the next token	73, 1.8-24K	Perplexity
	NTK_scaled_Llama-7B [32]	7B				
B	LongChat-7B-16k [62]	7B	LongChat [62]	Long range retrieval	200, 9-9.6K	Accuracy
C	T5-large [84]	770M	Natural Questions [58]	Question Answering	7.8K, 8-12K	F1 score

Table 1: Summary of evaluation setup.

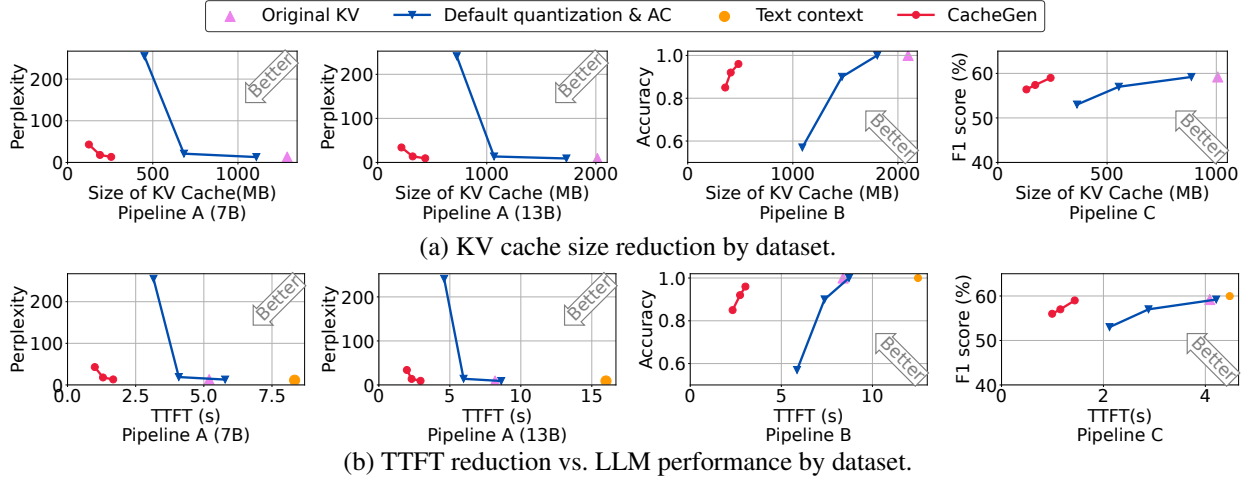


Figure 10: End-to-end test result (KV cache size and TTFT reduction) of the three pipelines.

## 5.1 Setup

**Models and testing datasets:** We evaluate CacheGen on three pipelines, summarized in Table 1, that span models with different sizes and datasets for different tasks.

- *Pipeline A* tests the Llama-13b model and Llama-7b model [3], both scaled with Neural Tangent Kernel (NTK), on the Wikitext [73] dataset. The task is to predict the probability of the next token in a sequence based on the context consisting of relevant documents that belong to a specific Wiki page. The Wikitext dataset covers a wide range of topics, with the context length ranging from 1.8K-24K tokens.
- *Pipeline B* tests the LongChat-7b-16k model [62] on the LongChat [62] dataset, recently released to test LLMs on queries like “What was the first topic we discussed?” based on all the previous conversations as the context. Most contexts are around 9K-9.6K tokens. We chose LongChat-7b-16k since it is one of the best models on this dataset.
- *Pipeline C* tests the T5-large model [84] on Natural Question dataset [58], a question-answering dataset developed by Google. Following previous work (e.g., [49]), it tests the model to answer user queries from a Q & A dataset with the context from Wikipedia documents relevant to the queries. Most contexts are around 8K-12K tokens.

It is worth noting that these pipelines represent the two typical apps with long contexts (§2.2): chat apps (Pipeline B) and retrieval-based apps (Pipeline A and C).

**LLM task performance:** We measure generation quality

using the standard metric of each dataset.

- *Perplexity* is used to evaluate the model’s performance on the Wikitext dataset. The perplexity is defined as the exponentiated average negative log-likelihood of the next token [23, 33]. A low perplexity means the model likely generates the right next token. While perplexity does not equate to text-generation quality, it is widely used as a decent proxy [17]. This metric has been commonly used by prior works to test the impact of pruning or quantizing LLMs on generation performance [41, 68, 87, 107].
- *Accuracy* is used to evaluate the model’s output on the LongChat dataset. The task predicts the first topic in the conversational history between the user and the LLM. The accuracy is defined as the percentage of generated answers that exactly includes the ground-truth topic.
- *F1 score* is used to evaluate the model’s response in the Natural Questions dataset. It measures the probability that the generated answer matches the ground truth answer of the question-answering task.

**Baselines:** We compare CacheGen with baselines that do not change the contexts or model (§5.4 evaluates more baselines).

- “*Original KV*” uses `torch.save` to serialize the KV features in GPU memory to a file. This serves as a reference for the most straightforward implementation.
- “*Default quantization & AC*” combines the uniform quantization of KV features [89] with the default arithmetic coding (AC) that uses a global probability distribution for all

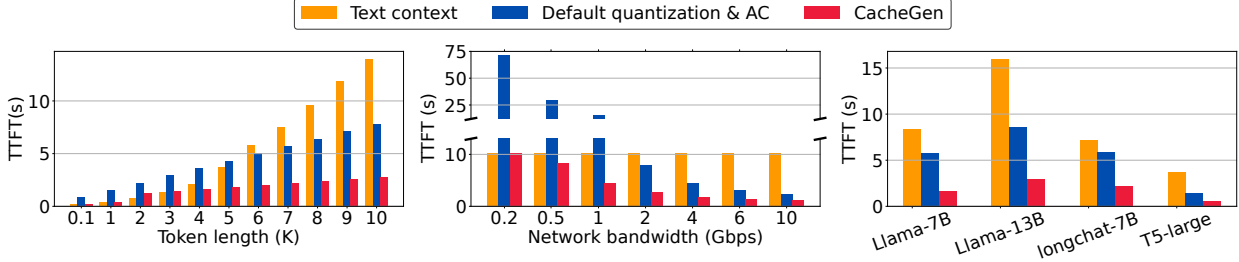


Figure 11: Sensitivity of CacheGen’s gains over the baseline across different token lengths, network bandwidths, and models.

elements. Like CacheGen, this baseline also uses quantization and AC but with a simpler design on each component.

- “Text context” fetches the text of the context and feeds it to LLM to compute self-attention. It represents the design of minimizing data transmission but at the expense of high computation overhead, especially under long contexts.

**Hardware settings:** We use an NVIDIA A40 GPU server to benchmark our results. The server is equipped with 384GB of memory and two Intel(R) Xeon(R) Gold 6130 CPUs with Hyper-threading and Turbo Boost enabled by default.

## 5.2 Overall improvement

**KV cache size reduction:** Figure 10a shows the size and task performance trade-offs of CacheGen’s KV encoder and the baselines. Across the three datasets, CacheGen’s KV encoder reduces the KV cache size by 3.7 – 4.3× compared to the best baseline when achieving similar task performance. In particular, the degradation in task performance is very marginal—the increase of perplexity is within 0.5 (which is negligible [41, 107]), the drop in F1 score is less than 1%, and the drop in accuracy is below 4%.

While our results only show task performance in numbers, §10 will present concrete examples that compare the generated texts of CacheGen vs. without KV compression.

**TTFT reduction:** Figure 10b shows CacheGen’s reduction in TTFT when the bandwidth to transfer the context is set to 2 Gbps (§5.3 will vary bandwidth). It shows that CacheGen reduces TTFT by 2.7-3× compared to the most competitive baseline. CacheGen’s gains result from reduced KV cache as well as the ability to choose to load text context when the context is short enough (e.g., 20% of contexts in Pipeline A).

These reductions in KV cache sizes and TTFT confirm CacheGen’s effectiveness on different models and datasets.

## 5.3 Sensitivity analysis

**Impact of context length:** Figure 11a varies the input token length from 0.1K to 10K and shows the TTFT reduction of CacheGen compared to the baselines under a fixed network bandwidth of 2 Gbps. The result mirrors the illustration of Figure 2. Specifically, when the context is long, the gain of CacheGen is mostly from reducing the KV cache sizes. And when the context is short (below 1K), CacheGen automatically

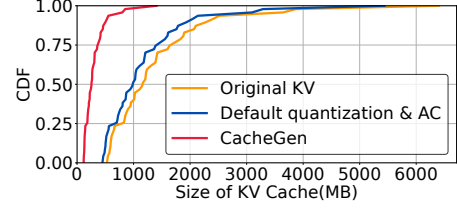


Figure 12: The distribution of compressed KV size of each token in the Wikitext dataset.

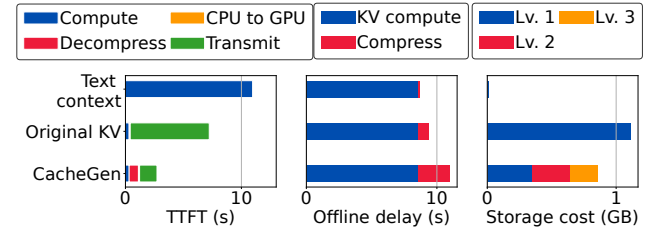


Figure 13: The breakdowns of the average online TTFT (left) to load and process a context in Wikitext, offline delays (middle) to compress a context in Wikitext, and the storage overhead (right) to store the KV cache a context Wikitext.

reverts to loading the text context, if it is faster than loading any KV cache.

**Impact of network bandwidth:** Figure 11b varies the network bandwidth (0.2 - 10Gbps) and shows CacheGen’s TTFT reduction compared to the baselines. We can see that CacheGen consistently outperforms the baselines on different bandwidths. Under a high network bandwidth, CacheGen’s reduction of KV cache size results in lower TTFT as less data is transferred. Under a low bandwidth, CacheGen again reverts to loading the text context as the delay of sending KV cache always outweighs the saving in computation delays.

**Impact of different models:** Figure 11c tests CacheGen with different LLMs but on the *same* dataset (Wikitext). It shows that across different models, CacheGen consistently reduces TTFT, while achieving negligible degradation to generation quality compared with the default quantization with AC baseline. This shows CacheGen’s gain is not sensitive to the corresponding dataset with the model.

**Size reduction by context:** Figure 12 shows the distribution of KV cache sizes under CacheGen and the baselines. It shows that across all the contexts in the Wikitext dataset, CacheGen

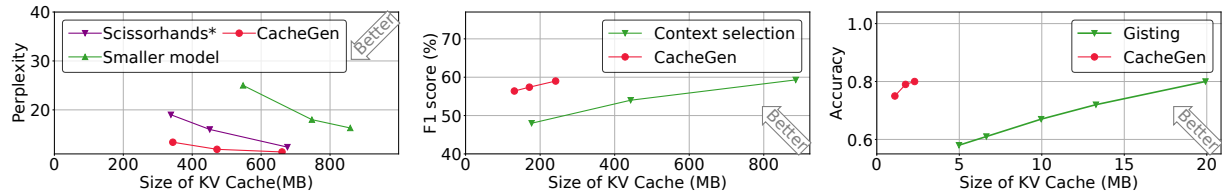


Figure 14: Comparing CacheGen and more intrusive methods, including smaller models, token dropping (left), context selection (middle), and gisting (right).

reduces the size of KV Cache by 3.6 to 4 $\times$  compared to the original KV, and 4.2 to 4.6 comparing with default quantization & AC. This shows CacheGen’s gain over that baselines is not sensitive to specific contexts.

## 5.4 Microbenchmarks

**Breakdown of online delays:** While having better compression efficiency on KV features, CacheGen does incur (marginally) more overhead than the baselines. To examine the overheads in delays, Figure 13a breaks down the TTFTs of CacheGen and the baselines on a context of 8.5K tokens into data transfer, decompression (or `torch.load`), CPU-GPU data movement, and computation by LLM in GPU. We can see that while CacheGen has slightly more non-transmission delays, particularly decompression, it is overwhelmingly compensated by its reduction in transmission. This figure confirms our illustration in Figure 4.

**Offline delays and storage overheads:** Unlike prior methods that compress each context only once, CacheGen compresses multiple versions (§4.3), and Figure 13b and 13c evaluate the overheads in delays and storage. We can see that despite needing to encode and store multiple bitstream representations, the total, CacheGen still requires less storage than the baselines since each version requires much less space than the baselines. CacheGen compresses each context almost as fast as the baselines because the additional compression delays are much smaller than computing KV features.

**CacheGen vs. more intrusive methods:** So far, all methods we have evaluated, including CacheGen, do not modify the LLM or context. As a complement, Figure 14 tests CacheGen against recent methods that *change* the context or LLM.

- **Smaller models:** Replacing the LLM with *smaller models* may speed up the computation. Figure 14a replaces the Llama-7B model with a smaller Llama-3B and applies different quantization levels.
- **Token selection:** Figure 14b uses Scissorhands as an example of *removing tokens* with low self-attention scores from the LLM input [68]. Since the self-attention scores are only available during the actual generation, it cannot reduce TTFT, but we make an effort to create an idealized version of Scissorhands (Scissorhands\*) by running the self-attention offline to determine which tokens to drop and provide this information to Scissorhands\* online.

- **Context selection:** Another trick used by some retrieval-based apps is to select fewer documents as the context. We test this idea on Pipeline C because the dataset already has this optimization. By default, it picks the top 20 documents as context, and Figure 14b tries top-10 and top-4.
- **Gisting** Finally, we test Gisting as an example of a more advanced method that shortens contexts into gist tokens and changes the LLM to accept the gist tokens [76]. In Figure 14c, we test the pre-trained gisting model, which is based on Llama-7B. The gisting model retrains the LLM’s attention model in order to run inference on a compressed version of the input prompts. Since the gisting model can compress arbitrary long contexts into *one token*, we vary the compression ratio of the gisting model to obtain a trade-off in size and accuracy. This is done by adapting the fraction of input tokens that are compressed into one token. We apply CacheGen on the original Llama-7B model on the PIQA [27] dataset, which is one of the most popular question-answering datasets. We did not apply CacheGen on other datasets in our evaluation because the public pre-trained gisting model can only take up to 512 tokens, and truncating the dataset into smaller chunks will not be able to preserve the information in the context.

We can see that CacheGen outperforms these baselines, reducing TTFT or KV cache size while achieving similar or better LLM’s performance on the respective tasks. In particular, CacheGen is faster than smaller models (which are slowed down by transformer operations), and can reduce KV cache better than context selection or gisting because it compresses the KV features to more compact bitstream representations. We want to stress that even though CacheGen is compared head-to-head with these methods, it makes no assumption about the context and the model, so one can combine CacheGen with these methods to potentially further improve the performance.

**Component-wise analysis:** To study the impact of individual components in CacheGen’s KV encoder, Figure 15 progressively adds each idea into the baseline of uniform quantization and default AC, starting with the use of delta tensors, and then our AC that uses probability distribution for each channel-layer combination, and finally layer-wise quantization. This result underscores the substantial contribution from each idea to the overall reduction of KV cache size.

**Controller prediction error:** Finally, we zoom in on

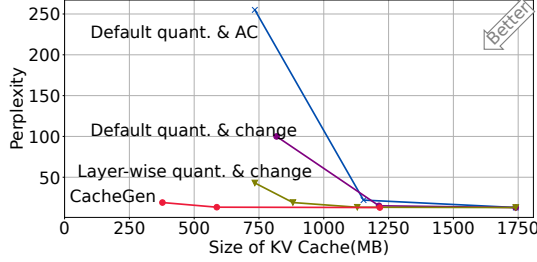


Figure 15: Contributions of individual ideas behind KV encoder: change-based encoding, layer-wise quantization, and AC based on channel-layer grouping.

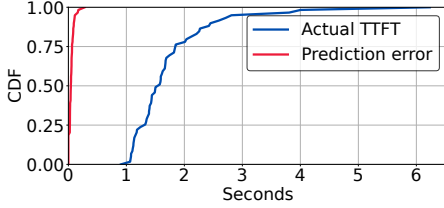


Figure 16: The prediction errors of CacheGen’s controller. Measured with Llama-7B on the Wikitext dataset.

CacheGen’s controller can test whether the controller can predict the TTFT of a compression level with low errors based on history measurements. Figure 16 shows the distribution of CacheGen’s prediction error, defined by the difference between the predicted TTFT and the real TTFT, on the contexts in the Wikitext dataset. Since the TTFT does not depend on the content of the context, the prediction error mostly reflects the statistical noise of loading and processing contexts of the same length. Empirically, as prediction errors are dominantly smaller than the actual TTFT, CacheGen can almost always pick the right compression level to meet a given TTFT target.

## 6 Related work

**Faster LLM serving:** The landscape of LLM systems research is fast evolving. Besides speeding up LLM training (e.g., [86, 91]), many recent efforts, including ours, focus on the LLM serving systems. Some try to parallelize the generation of multiple tokens with smaller approximating models [59, 74] and accelerate the inference of Mix-of-Expert LLMs on edge devices [111]. Others quantize LLM model weights (e.g., [22]), reduce memory I/O of GPU on-chip SRAM [39], and reduce self-attention computation complexity by k-means [87]. New scheduling strategies are also proposed for LLM services [105, 112]. Nonetheless, a common approach to speeding up without modifying the LLMs is by *caching KV features* of repeatedly used input sequences, such as contexts [38, 63, 67, 74, 80, 82, 89, 104, 105, 118]. However, caching KV features results in a dramatically increased amount of cached data, which requires a bandwidth-efficient KV/context-loading system like CacheGen.

**Longer LLM input (context):** Though the benefits of longer contexts are still under scrutiny [66, 87, 93], many recent efforts aim at enabling LLMs to accept ever *longer* contexts. The main challenge is to hold the attention matrices of more tokens without needing a bigger GPU memory. They enable longer input sequences by dynamically offloading less used parts of the attention matrices [89], using external knowledge via KNN [106], retraining the self-attention module to only attend to top-k keys to approximate the full attention [21, 26], mapping long inputs into smaller latent space [47], using local windowed self-attention [25], or using dilated attention [42] or sparse attention [113] to scale the input length to even 1 billion tokens. However, the longer inputs (contexts) also inflate the KV cache, and this work complements these efforts by focusing on fast remote loading of KV cache.

**Context shortening/pruning:** More relevant to our work is the emerging literature on shortening and pruning long contexts. These efforts select the most important text segments and prune out the others to reduce context length, based on the similarity between the user query and the potentially relevant documents (e.g., [28]), or drop tokens that are less attended to by the current prompt [67, 118]. Different from them, CacheGen compresses the KV cache into bitstreams, rather than shortening the context in its original form (i.e., text or tensor). Furthermore, unlike [28, 67, 118], CacheGen’s KV compression does not need to know the query (prompt).

Recently, some work retrains LLM models to directly take in contexts that are rewritten by gisting [76] or auto-encoding [45]. Different from them, CacheGen does not need to train a new LLM model and also achieves better compression rate with less information loss by leveraging unique distributional properties of KV features. Finally, we show CacheGen achieves better delay-quality tradeoffs than existing context compressors (§5.4) and can potentially be combined with them to further improve the delay-quality tradeoffs.

**Tensor compression:** CacheGen’s KV encoder can be seen as a special tensor compression technique tailored for KV features produced by LLMs. General tensor compression has been intensively studied, e.g., relaxing rank and ordering constraint [119] or decomposing large tensors into products of smaller ones [79]. In model training systems, tensor compression has been used to compress gradient updates of DNN weights (e.g., [18, 19, 102]). Nonetheless, KV features and gradients have very different properties. For instance, these training systems often leverage the sparsity of gradient updates but KV features are typically not as sparse.

**Retrieval-augmented generation:** A wide range of works [28, 48, 49, 53, 61, 63, 88, 90, 101, 108–110] focus on optimizing retrieval-augmented generation. The workflow of retrieval-augmented generation includes retrieving relevant documents to the user’s question, and feeding the retrieved documents as the context to the LLMs to generate the answers to the question. Upon receiving a question submitted by the user, the application decides the relevant documents by com-



paring the question with documents in the database via similarity search algorithms, such as dense or sparse vector methods [31, 77, 109] and DNN-based schemes [53, 61, 108, 110]. For example, FiD [48] represents the prompt text and the documents’ text in the form of “bag of words” and ranks the relevance of the documents with the term frequency-inverse document frequency (TF-IDF). As another example, Atlas [49] pre-trains a BERT-based retriever, which encodes the prompt text and documents’ text into vectors, and searches for top-k documents whose embeddings are most relevant to the prompt. The application then concatenates the retrieved documents with the user query as the context to the LLMs.

Another line of research develops applications that cache query results from LLMs to reduce repetitive query costs [71, 95]. These applications convert user queries previously submitted by a user into *semantic embeddings*, which are DNN features<sup>8</sup> that represent the semantic meaning. The applications then store them in vector databases [36, 44, 70, 99], which are designed to store high-dimensional vectors and enable vector-based queries. When queries with similar semantic embeddings come, cached answers are retrieved to reduce latency. These works are complementary to us, as they focus on enabling the efficient storage and retrieval of the cached vectors, usually the semantic embeddings of the queries, not the KV features, while CacheGen focuses on reducing the bandwidth usage needed to transfer the KV features.

## 7 Limitations

Due to GPU memory limitations, we have not yet evaluated our ideas on extra-large models, such as OPT-175B. We also did not extensively evaluate CacheGen’s performance on “free-text generation”, which we leave as a future work. Our evaluation uses a simple network model of transmission delay that will not work under high bandwidth variations. Finally, not all applications can naturally cache KV features. Search-based apps, like Google and Bing, use real-time search results as context, and their volatile contexts will unlikely be reused unless for very popular search results. We expect future works can address these issues.

## 8 Conclusion

We present CacheGen, a context-loading module to minimize the overall delays in fetching *and* processing contexts for LLMs. CacheGen reduces the bandwidth needed for transmitting long contexts’ KV cache through an encoder tailored to compress KV features into compact bitstreams. Experiments across three models of various capacities and three datasets with different context lengths show that CacheGen can reduce the overall delays while maintaining high task performance.

<sup>8</sup>The semantic embeddings are either extracted via open-source LLMs or OpenAI embedding API.

## 9 Acknowledgement

The project is funded by NSF CNS 2146496, 2131826, 2313190, 1901466, 1956180, and UChicago CERES Center. The project is also supported by Chameleon Projects [55].

## References

- [1] 12 Practical Large Language Model (LLM) Applications - Techopedia. <https://www.techopedia.com/12-practical-large-language-model-llm-applications>. (Accessed on 09/21/2023).
- [2] 2112.04426.pdf. <https://arxiv.org/pdf/2112.04426.pdf>. (Accessed on 09/21/2023).
- [3] [2302.13971] llama: Open and efficient foundation language models. <https://arxiv.org/abs/2302.13971>. (Accessed on 09/21/2023).
- [4] [2304.03442] generative agents: Interactive simulacra of human behavior. <https://arxiv.org/abs/2304.03442>. (Accessed on 09/21/2023).
- [5] 7 top large language model use cases and applications. <https://www.projectpro.io/article/large-language-model-use-cases-and-applications/887>. (Accessed on 09/21/2023).
- [6] Anthropic \ introducing 100k context windows. <https://www.anthropic.com/index/100k-context-windows>. (Accessed on 09/21/2023).
- [7] Applications of large language models - indatalabs. <https://indatalabs.com/blog/large-language-model-apps>. (Accessed on 09/21/2023).
- [8] Bard - chat based ai tool from google, powered by palm 2. <https://bard.google.com/>. Accessed: September 21st, 2023.
- [9] Gpt-4 api general availability and deprecation of older models in the completions api. <https://openai.com/blog/gpt-4-api-general-availability>. (Accessed on 09/21/2023).
- [10] langchain-ai/langchain:building applications with llms through composability. <https://github.com/langchain-ai/langchain>. (Accessed on 09/21/2023).
- [11] Real-world use cases for large language models (llms) | by cellstrat | medium. <https://cellstrat.medium.com/real-world-use-cases-for-large-language-models-llm-s-d71c3a577bf2>. (Accessed on 09/21/2023).

- [12] Significant-gravitas/auto-gpt: An experimental open-source attempt to make gpt-4 fully autonomous. <https://github.com/Significant-Gravitas/Auto-GPT>. (Accessed on 09/21/2023).
- [13] Store and reference chat history | langchain. [https://python.langchain.com/docs/use\\_cases/question\\_answering/how\\_to/chat\\_vector\\_db](https://python.langchain.com/docs/use_cases/question_answering/how_to/chat_vector_db). (Accessed on 09/21/2023).
- [14] How latency affects user engagement. <https://pusher.com/blog/how-latency-affects-user-engagement/>, 2021. (Accessed on 09/21/2023).
- [15] How to train generative ai using your company’s data. <https://hbr.org/2023/07/how-to-train-generative-ai-using-your-companys-data>, 2021. (Accessed on 09/21/2023).
- [16] Best practices for deploying large language models (llms) in production. [https://medium.com/@\\_aigee/best-practices-for-deploying-large-language-models-llms-in-production-fdc5bf240d6a](https://medium.com/@_aigee/best-practices-for-deploying-large-language-models-llms-in-production-fdc5bf240d6a), 2023. (Accessed on 09/21/2023).
- [17] Daniel Adiwardana, Minh-Thang Luong, David R. So, Jamie Hall, Noah Fiedel, Romal Thoppilan, Zi Yang, Apoorv Kulshreshtha, Gaurav Nemade, Yifeng Lu, and Quoc V. Le. Towards a Human-like Open-Domain Chatbot, 2020.
- [18] Saurabh Agarwal, Hongyi Wang, Kangwook Lee, Shivaram Venkataraman, and Dimitris Papailiopoulos. Accordion: Adaptive gradient communication via critical learning regime identification. *arXiv preprint arXiv:2010.16248*, 2020.
- [19] Saurabh Agarwal, Hongyi Wang, Shivaram Venkataraman, and Dimitris Papailiopoulos. On the utility of gradient compression in distributed training systems. In D. Marculescu, Y. Chi, and C. Wu, editors, *Proceedings of Machine Learning and Systems*, volume 4, pages 652–672, 2022.
- [20] Toufique Ahmed and Premkumar Devanbu. Few-shot training llms for project-specific code-summarization. In *Proceedings of the 37th IEEE/ACM International Conference on Automated Software Engineering, ASE ’22*, New York, NY, USA, 2023. Association for Computing Machinery.
- [21] Joshua Ainslie, Santiago Ontanon, Chris Alberti, Václav Cívek, Zachary Fisher, Philip Pham, Anirudh Ravula, Sumit Sanghai, Qifan Wang, and Li Yang. ETC: Encoding Long and Structured Inputs in Transformers, 2020.
- [22] Reza Yazdani Aminabadi, Samyam Rajbhandari, Ammar Ahmad Awan, Cheng Li, Du Li, Elton Zheng, Olatunji Ruwase, Shaden Smith, Minjia Zhang, Jeff Rasley, et al. DeepSpeed-inference: enabling efficient inference of transformer models at unprecedented scale. In *SC22: International Conference for High Performance Computing, Networking, Storage and Analysis*, pages 1–15. IEEE, 2022.
- [23] Leif Azzopardi, Mark Girolami, and Keith van Risjbergen. Investigating the relationship between language model perplexity and ir precision-recall measures. In *Proceedings of the 26th Annual International ACM SIGIR Conference on Research and Development in Informaion Retrieval, SIGIR ’03*, page 369–370, New York, NY, USA, 2003. Association for Computing Machinery.
- [24] Hitesh Ballani, Paolo Costa, Thomas Karagiannis, and Ant Rowstron. Towards predictable datacenter networks. In *Proceedings of the ACM SIGCOMM 2011 Conference, SIGCOMM ’11*, page 242–253, New York, NY, USA, 2011. Association for Computing Machinery.
- [25] Iz Beltagy, Matthew E. Peters, and Arman Cohan. Longformer: The Long-Document Transformer, 2020.
- [26] Amanda Bertsch, Uri Alon, Graham Neubig, and Matthew R Gormley. Unlimiformer: Long-range transformers with unlimited length input. *arXiv preprint arXiv:2305.01625*, 2023.
- [27] Yonatan Bisk, Rowan Zellers, Ronan Le Bras, Jianfeng Gao, and Yejin Choi. PIQA: Reasoning about Physical Commonsense in Natural Language, 2019.
- [28] Sebastian Borgeaud, Arthur Mensch, Jordan Hoffmann, Trevor Cai, Eliza Rutherford, Katie Millican, George van den Driessche, Jean-Baptiste Lespiau, Bogdan Damoc, Aidan Clark, Diego de Las Casas, Aurelia Guy, Jacob Menick, Roman Ring, Tom Hennigan, Saffron Huang, Loren Maggiore, Chris Jones, Albin Cassirer, Andy Brock, Michela Paganini, Geoffrey Irving, Oriol Vinyals, Simon Osindero, Karen Simonyan, Jack W. Rae, Erich Elsen, and Laurent Sifre. Improving language models by retrieving from trillions of tokens, 2022.
- [29] Alexander Borzunov, Dmitry Baranchuk, Tim Dettmers, Max Ryabinin, Younes Belkada, Artem Chumachenko, Pavel Samygin, and Colin Raffel. Distributed Inference and Fine-tuning of Large Language Models Over The Internet, 2023.
- [30] Tom B. Brown, Benjamin Mann, Nick Ryder, Melanie Subbiah, Jared Kaplan, Prafulla Dhariwal, Arvind Nee-lakantan, Pranav Shyam, Girish Sastry, Amanda Askell,

- Sandhini Agarwal, Ariel Herbert-Voss, Gretchen Krueger, Tom Henighan, Rewon Child, Aditya Ramesh, Daniel M. Ziegler, Jeffrey Wu, Clemens Winter, Christopher Hesse, Mark Chen, Eric Sigler, Mateusz Litwin, Scott Gray, Benjamin Chess, Jack Clark, Christopher Berner, Sam McCandlish, Alec Radford, Ilya Sutskever, and Dario Amodei. Language Models are Few-Shot Learners, 2020.
- [31] Danqi Chen, Adam Fisch, Jason Weston, and Antoine Bordes. Reading wikipedia to answer open-domain questions, 2017.
- [32] Shouyuan Chen, Sherman Wong, Liangjian Chen, and Yuandong Tian. Extending Context Window of Large Language Models via Positional Interpolation, 2023.
- [33] Stanley F Chen, Douglas Beeferman, and Roni Rosenfeld. Evaluation Metrics For Language Models. 1 2008.
- [34] Wenhui Chen, Ming-Wei Chang, Eva Schlinger, William Wang, and William W. Cohen. Open question answering over tables and text, 2021.
- [35] Aakanksha Chowdhery, Sharan Narang, Jacob Devlin, Maarten Bosma, Gaurav Mishra, Adam Roberts, Paul Barham, Hyung Won Chung, Charles Sutton, Sebastian Gehrmann, et al. Palm: Scaling language modeling with pathways. *arXiv preprint arXiv:2204.02311*, 2022.
- [36] Pgvector Contributors. pgvector: Vector similarity search for postgresql. <https://github.com/pgvector/pgvector>, 2023.
- [37] Microsoft Corporation. Bing. <https://www.bing.com/>, 2009.
- [38] Zihang Dai\*, Zhilin Yang\*, Yiming Yang, William W. Cohen, Jaime Carbonell, Quoc V. Le, and Ruslan Salakhutdinov. Transformer-XL: Language modeling with longer-term dependency, 2019.
- [39] Tri Dao, Daniel Y. Fu, Stefano Ermon, Atri Rudra, and Christopher Ré. FlashAttention: Fast and Memory-Efficient Exact Attention with IO-Awareness, 2022.
- [40] Michiel de Jong, Yury Zemlyanskiy, Joshua Ainslie, Nicholas FitzGerald, Sumit Sanghai, Fei Sha, and William Cohen. FiDO: Fusion-in-Decoder optimized for stronger performance and faster inference, 2023.
- [41] Tim Dettmers, Mike Lewis, Younes Belkada, and Luke Zettlemoyer. Llm.int8(): 8-bit matrix multiplication for transformers at scale. *arXiv preprint arXiv:2208.07339*, 2022.
- [42] Jiayu Ding, Shuming Ma, Li Dong, Xingxing Zhang, Shaohan Huang, Wenhui Wang, Nanning Zheng, and Furu Wei. LongNet: Scaling Transformers to 1,000,000,000 Tokens, 2023.
- [43] Shiyao Ding and Takayuki Ito. Self-Agreement: A Framework for Fine-tuning Language Models to Find Agreement among Diverse Opinions, 2023.
- [44] Facebook Engineering. Faiss: A library for efficient similarity search, 2017. Accessed: 2023-09-29.
- [45] Tao Ge, Jing Hu, Xun Wang, Si-Qing Chen, and Furu Wei. In-context Autoencoder for Context Compression in a Large Language Model. *arXiv preprint arXiv:2307.06945*, 2023.
- [46] Arpan Gujarati, Reza Karimi, Safya Alzayat, Wei Hao, Antoine Kaufmann, Ymir Vigfusson, and Jonathan Mace. Serving {DNNs} like clockwork: Performance predictability from the bottom up. In *14th USENIX Symposium on Operating Systems Design and Implementation (OSDI 20)*, pages 443–462, 2020.
- [47] Curtis Hawthorne, Andrew Jaegle, Cătălina Cangea, Sebastian Borgeaud, Charlie Nash, Mateusz Malinowski, Sander Dieleman, Oriol Vinyals, Matthew Botvinick, Ian Simon, Hannah Sheahan, Neil Zeghidour, Jean-Baptiste Alayrac, Joao Carreira, and Jesse Engel. General-purpose, long-context autoregressive modeling with perceiver AR. In Kamalika Chaudhuri, Stefanie Jegelka, Le Song, Csaba Szepesvari, Gang Niu, and Sivan Sabato, editors, *Proceedings of the 39th International Conference on Machine Learning*, volume 162 of *Proceedings of Machine Learning Research*, pages 8535–8558. PMLR, 17–23 Jul 2022.
- [48] Gautier Izacard and Edouard Grave. Leveraging Passage Retrieval with Generative Models for Open Domain Question Answering, 2021.
- [49] Gautier Izacard, Patrick Lewis, Maria Lomeli, Lucas Hosseini, Fabio Petroni, Timo Schick, Jane Dwivedi-Yu, Armand Joulin, Sebastian Riedel, and Edouard Grave. Few-shot learning with retrieval augmented language models. *arXiv preprint arXiv:2208.03299*, 2022.
- [50] Gautier Izacard, Fabio Petroni, Lucas Hosseini, Nicola De Cao, Sebastian Riedel, and Edouard Grave. A Memory Efficient Baseline for Open Domain Question Answering, 2020.
- [51] Vimalkumar Jeyakumar, Mohammad Alizadeh, David Mazières, Balaji Prabhakar, Albert Greenberg, and

- Changhoon Kim. EyeQ: Practical network performance isolation at the edge. In *10th USENIX Symposium on Networked Systems Design and Implementation (NSDI 13)*, pages 297–311, Lombard, IL, April 2013. USENIX Association.
- [52] Jeff Johnson, Matthijs Douze, and Hervé Jégou. Billion-scale similarity search with GPUs, 2017.
- [53] Vladimir Karpukhin, Barlas Oğuz, Sewon Min, Patrick Lewis, Ledell Wu, Sergey Edunov, Danqi Chen, and Wen tau Yih. Dense passage retrieval for open-domain question answering, 2020.
- [54] Enkelejda Kasneci, Kathrin Seßler, Stefan Küchemann, Maria Bannert, Daryna Dementieva, Frank Fischer, Urs Gasser, Georg Groh, Stephan Günemann, Eyke Hüllermeier, et al. ChatGPT for good? On opportunities and challenges of large language models for education. *Learning and individual differences*, 103:102274, 2023.
- [55] Kate Keahey, Jason Anderson, Zhuo Zhen, Pierre Riteau, Paul Ruth, Dan Stanzione, Mert Cevik, Jacob Colleran, Haryadi S. Gunawi, Cody Hammock, Joe Mambretti, Alexander Barnes, François Halbah, Alex Rocha, and Joe Stubbs. Lessons learned from the chameleon testbed. In *2020 USENIX Annual Technical Conference (USENIX ATC 20)*, pages 219–233. USENIX Association, July 2020.
- [56] KelSolaar. fvvt-kels-utilities. <https://github.com/KelSolaar/fvvt-kels-utilities.git>, 2023. GitHub repository.
- [57] Nikita Kitaev, Łukasz Kaiser, and Anselm Levskaya. Reformer: The Efficient Transformer, 2020.
- [58] Tom Kwiatkowski, Jennimaria Palomaki, Olivia Redfield, Michael Collins, Ankur Parikh, Chris Alberti, Danielle Epstein, Illia Polosukhin, Matthew Kelcey, Jacob Devlin, Kenton Lee, Kristina N. Toutanova, Llion Jones, Ming-Wei Chang, Andrew Dai, Jakob Uszkoreit, Quoc Le, and Slav Petrov. Natural questions: a benchmark for question answering research. *Transactions of the Association of Computational Linguistics*, 2019.
- [59] Yaniv Leviathan, Matan Kalman, and Y. Matias. Fast Inference from Transformers via Speculative Decoding. In *International Conference on Machine Learning*, 2022.
- [60] Zijian Lew, Joseph B Walther, Augustine Pang, and Wonsun Shin. Interactivity in Online Chat: Conversational Contingency and Response Latency in Computer-mediated Communication. *Journal of Computer-Mediated Communication*, 23(4):201–221, 06 2018.
- [61] Patrick Lewis, Ethan Perez, Aleksandra Piktus, Fabio Petroni, Vladimir Karpukhin, Naman Goyal, Heinrich Küttler, Mike Lewis, Wen-tau Yih, Tim Rocktäschel, et al. Retrieval-augmented generation for knowledge-intensive nlp tasks. *Advances in Neural Information Processing Systems*, 33:9459–9474, 2020.
- [62] Dacheng Li\*, Rulin Shao\*, Anze Xie, Lianmin Zheng Ying Sheng, Joseph E. Gonzalez, Ion Stoica, Xuezheng Ma, and Hao Zhang. How long can open-source llms truly promise on context length?, June 2023.
- [63] Zonglin Li, Ruiqi Guo, and Sanjiv Kumar. Decoupled context processing for context augmented language modeling. *arXiv preprint arXiv:2210.05758*, 2022.
- [64] Yong Lin, Lu Tan, Hangyu Lin, Zeming Zheng, Renjie Pi, Jipeng Zhang, Shizhe Diao, Haoxiang Wang, Han Zhao, Yuan Yao, et al. Speciality vs Generality: An Empirical Study on Catastrophic Forgetting in Fine-tuning Foundation Models. *arXiv preprint arXiv:2309.06256*, 2023.
- [65] Nelson F Liu, Kevin Lin, John Hewitt, Ashwin Paranjape, Michele Bevilacqua, Fabio Petroni, and Percy Liang. Lost in the middle: How language models use long contexts. *arXiv preprint arXiv:2307.03172*, 2023.
- [66] Nelson F. Liu, Kevin Lin, John Hewitt, Ashwin Paranjape, Michele Bevilacqua, Fabio Petroni, and Percy Liang. Lost in the Middle: How Language Models Use Long Contexts, 2023.
- [67] Zichang Liu, Aditya Desai, Fangshuo Liao, Weitao Wang, Victor Xie, Zhaozhao Xu, Anastasios Kyrillidis, and Anshumali Shrivastava. Scissorhands: Exploiting the Persistence of Importance Hypothesis for LLM KV Cache Compression at Test Time. *arXiv preprint arXiv:2305.17118*, 2023.
- [68] Zichang Liu, Aditya Desai, Fangshuo Liao, Weitao Wang, Victor Xie, Zhaozhao Xu, Anastasios Kyrillidis, and Anshumali Shrivastava. Scissorhands: Exploiting the Persistence of Importance Hypothesis for LLM KV Cache Compression at Test Time. *arXiv preprint arXiv:2305.17118*, 2023.
- [69] Shengjie Luo, Shanda Li, Tianle Cai, Di He, Dinglan Peng, Shuxin Zheng, Guolin Ke, Liwei Wang, and Tie-Yan Liu. Stable, Fast and Accurate: Kernelized Attention with Relative Positional Encoding, 2021.
- [70] Yu A Malkov and Dmitry A Yashunin. Efficient and robust approximate nearest neighbor search using hierarchical navigable small world graphs. *IEEE transactions on pattern analysis and machine intelligence*, 42(4):824–836, 2018.



- [71] Ignacio Martinez. privateGPT. <https://github.com/imartinez/privateGPT>, 2023.
- [72] Fabian Mentzer, Eirikur Agustsson, Michael Tschanen, Radu Timofte, and Luc Van Gool. Practical full resolution learned lossless image compression. In *Proceedings of the IEEE Conference on Computer Vision and Pattern Recognition (CVPR)*, 2019.
- [73] Stephen Merity, Caiming Xiong, James Bradbury, and Richard Socher. Pointer Sentinel Mixture Models, 2016.
- [74] Xupeng Miao, Gabriele Oliaro, Zhihao Zhang, Xinhao Cheng, Zeyu Wang, Rae Ying Yee Wong, Zhuoming Chen, Daiyaan Arfeen, Reyna Abhyankar, and Zhihao Jia. SpecInfer: Accelerating Generative LLM Serving with Speculative Inference and Token Tree Verification. *arXiv preprint arXiv:2305.09781*, 2023.
- [75] Amirkeivan Mohtashami and Martin Jaggi. Landmark Attention: Random-Access Infinite Context Length for Transformers, 2023.
- [76] Jesse Mu, Xiang Lisa Li, and Noah Goodman. Learning to compress prompts with gist tokens. *arXiv preprint arXiv:2304.08467*, 2023.
- [77] Yixin Nie, Songhe Wang, and Mohit Bansal. Revealing the importance of semantic retrieval for machine reading at scale, 2019.
- [78] OpenAI. GPT-4 Technical Report, 2023.
- [79] I. V. Oseledets. Tensor-train decomposition. *SIAM Journal on Scientific Computing*, 33(5):2295–2317, 2011.
- [80] Myle Ott, Sergey Edunov, Alexei Baevski, Angela Fan, Sam Gross, Nathan Ng, David Grangier, and Michael Auli. fairseq: A fast, extensible toolkit for sequence modeling. *arXiv preprint arXiv:1904.01038*, 2019.
- [81] Lucian Popa, Praveen Yalagandula, Sujata Banerjee, Jeffrey C. Mogul, Yoshio Turner, and Jose Renato Santos. Elasticswitch: Practical work-conserving bandwidth guarantees for cloud computing. In *Proceedings of the ACM SIGCOMM 2013 Conference on SIGCOMM*, SIGCOMM ’13, page 351–362, New York, NY, USA, 2013. Association for Computing Machinery.
- [82] Reiner Pope, Sholto Douglas, Aakanksha Chowdhery, Jacob Devlin, James Bradbury, Anselm Levskaya, Jonathan Heek, Kefan Xiao, Shivani Agrawal, and Jeff Dean. Efficiently Scaling Transformer Inference, 2022.
- [83] Colin Raffel, Noam Shazeer, Adam Roberts, Katherine Lee, Sharan Narang, Michael Matena, Yanqi Zhou, Wei Li, and Peter J. Liu. Exploring the limits of transfer learning with a unified text-to-text transformer. *arXiv e-prints*, 2019.
- [84] Colin Raffel, Noam Shazeer, Adam Roberts, Katherine Lee, Sharan Narang, Michael Matena, Yanqi Zhou, Wei Li, and Peter J. Liu. Exploring the Limits of Transfer Learning with a Unified Text-to-Text Transformer, 2023.
- [85] Ori Ram, Yoav Levine, Itay Dalmedigos, Dor Muhlgay, Amnon Shashua, Kevin Leyton-Brown, and Yoav Shoham. In-Context Retrieval-Augmented Language Models, 2023.
- [86] Jeff Rasley, Samyam Rajbhandari, Olatunji Ruwase, and Yuxiong He. Deepspeed: System optimizations enable training deep learning models with over 100 billion parameters. In *Proceedings of the 26th ACM SIGKDD International Conference on Knowledge Discovery & Data Mining, KDD ’20*, page 3505–3506, New York, NY, USA, 2020. Association for Computing Machinery.
- [87] Aurko Roy, Mohammad Saffar, Ashish Vaswani, and David Grangier. Efficient content-based sparse attention with routing transformers. *Transactions of the Association for Computational Linguistics*, 9:53–68, 2021.
- [88] Ohad Rubin and Jonathan Berant. Long-range Language Modeling with Self-retrieval. *arXiv preprint arXiv:2306.13421*, 2023.
- [89] Ying Sheng, Lianmin Zheng, Binhang Yuan, Zhuohan Li, Max Ryabinin, Daniel Y Fu, Zhiqiang Xie, Beidi Chen, Clark Barrett, Joseph E Gonzalez, et al. High-throughput generative inference of large language models with a single gpu. *arXiv preprint arXiv:2303.06865*, 2023.
- [90] Weijia Shi, Sewon Min, Michihiro Yasunaga, Minjoon Seo, Rich James, Mike Lewis, Luke Zettlemoyer, and Wen-tau Yih. Replug: Retrieval-augmented black-box language models. *arXiv preprint arXiv:2301.12652*, 2023.
- [91] Mohammad Shoeybi, Mostofa Patwary, Raul Puri, Patrick LeGresley, Jared Casper, and Bryan Catanzaro. Megatron-lm: Training multi-billion parameter language models using model parallelism. *arXiv preprint arXiv:1909.08053*, 2019.

- [92] Simeng Sun, Kalpesh Krishna, Andrew Mattarella-Micke, and Mohit Iyyer. Do long-range language models actually use long-range context? *arXiv preprint arXiv:2109.09115*, 2021.
- [93] Simeng Sun, Kalpesh Krishna, Andrew Mattarella-Micke, and Mohit Iyyer. Do Long-Range Language Models Actually Use Long-Range Context?, 2021.
- [94] MosaicML NLP Team. Introducing mpt-7b: A new standard for open-source, commercially usable llms, 2023. Accessed: 2023-05-05.
- [95] Zilliz Technology. Gptcache. <https://github.com/zilliztech/GPTCache>, 2023.
- [96] Hugo Touvron, Thibaut Lavril, Gautier Izacard, Xavier Martinet, Marie-Anne Lachaux, Timothée Lacroix, Baptiste Rozière, Naman Goyal, Eric Hambro, Faisal Azhar, Aurelien Rodriguez, Armand Joulin, Edouard Grave, and Guillaume Lample. LLaMA: Open and Efficient Foundation Language Models, 2023.
- [97] Szymon Tworkowski, Konrad Staniszewski, Mikołaj Pacek, Yuhuai Wu, Henryk Michalewski, and Piotr Miłoś. Focused transformer: Contrastive training for context scaling. *arXiv preprint arXiv:2307.03170*, 2023.
- [98] Ashish Vaswani, Noam Shazeer, Niki Parmar, Jakob Uszkoreit, Llion Jones, Aidan N. Gomez, Lukasz Kaiser, and Illia Polosukhin. Attention Is All You Need, 2023.
- [99] Jianguo Wang, Xiaomeng Yi, Rentong Guo, Hai Jin, Peng Xu, Shengjun Li, Xiangyu Wang, Xiangzhou Guo, Chengming Li, Xiaohai Xu, Kun Yu, Yuxing Yuan, Yinghao Zou, Jiquan Long, Yudong Cai, Zhenxiang Li, Zhifeng Zhang, Yihua Mo, Jun Gu, Ruiyi Jiang, Yi Wei, and Charles Xie. Milvus: A purpose-built vector data management system. In *Proceedings of the 2021 International Conference on Management of Data, SIGMOD '21*, page 2614–2627, New York, NY, USA, 2021. Association for Computing Machinery.
- [100] Yiding Wang, Decang Sun, Kai Chen, Fan Lai, and Mosharaf Chowdhury. Egeria: Efficient dnn training with knowledge-guided layer freezing. In *Proceedings of the Eighteenth European Conference on Computer Systems, EuroSys '23*, page 851–866, New York, NY, USA, 2023. Association for Computing Machinery.
- [101] Zhenhailong Wang, Xiaoman Pan, Dian Yu, Dong Yu, Jianshu Chen, and Heng Ji. Zemi: Learning zero-shot semi-parametric language models from multiple tasks, 2023.
- [102] Zhuang Wang, Haibin Lin, Yibo Zhu, and T. S. Eugene Ng. Hi-speed dnn training with espresso: Unleashing the full potential of gradient compression with near-optimal usage strategies. In *Proceedings of the Eighteenth European Conference on Computer Systems, EuroSys '23*, page 867–882, New York, NY, USA, 2023. Association for Computing Machinery.
- [103] Ian H. Witten, Radford M. Neal, and John G. Cleary. Arithmetic coding for data compression. *Commun. ACM*, 30(6):520–540, jun 1987.
- [104] Thomas Wolf, Lysandre Debut, Victor Sanh, Julien Chaumond, Clement Delangue, Anthony Moi, Pierric Cistac, Tim Rault, Rémi Louf, Morgan Funtowicz, Joe Davison, Sam Shleifer, Patrick von Platen, Clara Ma, Yacine Jernite, Julien Plu, Canwen Xu, Teven Le Scao, Sylvain Gugger, Mariama Drame, Quentin Lhoest, and Alexander M. Rush. Transformers: State-of-the-art natural language processing. In *Proceedings of the 2020 Conference on Empirical Methods in Natural Language Processing: System Demonstrations*, pages 38–45, Online, October 2020. Association for Computational Linguistics.
- [105] Bingyang Wu, Yinmin Zhong, Zili Zhang, Gang Huang, Xuanzhe Liu, and Xin Jin. Fast Distributed Inference Serving for Large Language Models, 2023.
- [106] Yuhuai Wu, Markus Norman Rabe, DeLesley Hutchins, and Christian Szegedy. Memorizing Transformers. In *International Conference on Learning Representations*, 2022.
- [107] Guangxuan Xiao, Ji Lin, Mickael Seznec, Hao Wu, Julien Demouth, and Song Han. Smoothquant: Accurate and efficient post-training quantization for large language models. In *International Conference on Machine Learning*, pages 38087–38099. PMLR, 2023.
- [108] Wenhan Xiong, Hong Wang, and William Yang Wang. Progressively pretrained dense corpus index for open-domain question answering. In *Proceedings of the 16th Conference of the European Chapter of the Association for Computational Linguistics: Main Volume*, pages 2803–2815, Online, April 2021. Association for Computational Linguistics.
- [109] Wei Yang, Yuqing Xie, Aileen Lin, Xingyu Li, Luchen Tan, Kun Xiong, Ming Li, and Jimmy Lin. End-to-end open-domain question answering with. In *Proceedings of the 2019 Conference of the North*. Association for Computational Linguistics, 2019.
- [110] Yingrui Yang, Yifan Qiao, Jinjin Shao, Xifeng Yan, and Tao Yang. Lightweight composite re-ranking for efficient keyword search with bert. In *Proceedings of*

- the Fifteenth ACM International Conference on Web Search and Data Mining, WSDM '22*, page 1234–1244, New York, NY, USA, 2022. Association for Computing Machinery.
- [111] Rongjie Yi, Liwei Guo, Shiyun Wei, Ao Zhou, Shang-guang Wang, and Mengwei Xu. EdgeMoE: Fast On-Device Inference of MoE-based Large Language Models. *arXiv preprint arXiv:2308.14352*, 2023.
  - [112] Gyeong-In Yu, Joo Seong Jeong, Geon-Woo Kim, Soojeong Kim, and Byung-Gon Chun. Orca: A distributed serving system for {Transformer-Based} generative models. In *16th USENIX Symposium on Operating Systems Design and Implementation (OSDI 22)*, pages 521–538, 2022.
  - [113] Manzil Zaheer, Guru Guruganesh, Avinava Dubey, Joshua Ainslie, Chris Alberti, Santiago Ontanon, Philip Pham, Anirudh Ravula, Qifan Wang, Li Yang, and Amr Ahmed. Big Bird: Transformers for Longer Sequences, 2021.
  - [114] Xiaohua Zhai, Alexander Kolesnikov, Neil Houlsby, and Lucas Beyer. Scaling vision transformers. In *Proceedings of the IEEE/CVF Conference on Computer Vision and Pattern Recognition*, pages 12104–12113, 2022.
  - [115] Hong Zhang, Yupeng Tang, Anurag Khandelwal, and Ion Stoica. {SHEPHERD}: Serving {DNNs} in the wild. In *20th USENIX Symposium on Networked Systems Design and Implementation (NSDI 23)*, pages 787–808, 2023.
  - [116] Susan Zhang, Stephen Roller, Naman Goyal, Mikel Artetxe, Moya Chen, Shuohui Chen, Christopher Dewan, Mona Diab, Xian Li, Xi Victoria Lin, Todor Mihaylov, Myle Ott, Sam Shleifer, Kurt Shuster, Daniel Simig, Punit Singh Koura, Anjali Sridhar, Tianlu Wang, and Luke Zettlemoyer. OPT: Open Pre-trained Transformer Language Models, 2022.
  - [117] Xuchao Zhang, Menglin Xia, Camille Couturier, Guoqing Zheng, Saravan Rajmohan, and Victor Ruhle. Hybrid retrieval-augmented generation for real-time composition assistance, 2023.
  - [118] Zhenyu Zhang, Ying Sheng, Tianyi Zhou, Tianlong Chen, Lianmin Zheng, Ruisi Cai, Zhao Song, Yuan-dong Tian, Christopher Re, Clark Barrett, Zhangyang Wang, and Beidi Chen. H2O: Heavy-Hitter Oracle for Efficient Generative Inference of Large Language Models. In *Workshop on Efficient Systems for Foundation Models @ ICML2023*, 2023.
  - [119] Qibin Zhao, Guoxu Zhou, Shengli Xie, Liqing Zhang, and Andrzej Cichocki. *Tensor Ring Decomposition*, 2016.
  - [120] Lianmin Zheng, Wei-Lin Chiang, Ying Sheng, Siyuan Zhuang, Zhaghao Wu, Yonghao Zhuang, Zi Lin, Zhuohan Li, Dacheng Li, Eric P Xing, Hao Zhang, Joseph E. Gonzalez, and Ion Stoica. Judging LLM-as-a-judge with MT-Bench and Chatbot Arena, 2023.

# 10 Appendix

Figure 17 visualizes an example from the LongChat dataset [62] used in §5.2. The context fed into the LLM is a long, multi-round conversation history between the LLM and the user. An abridged context is shown in the upper box, where the first topic is about the role of art in society. The prompt to the LLM asks “What is the first topic we discussed?” CacheGen correctly generates the answer, whereas the default quantization baseline, which has a similar compressed KV cache size as CacheGen, generates the wrong answer.

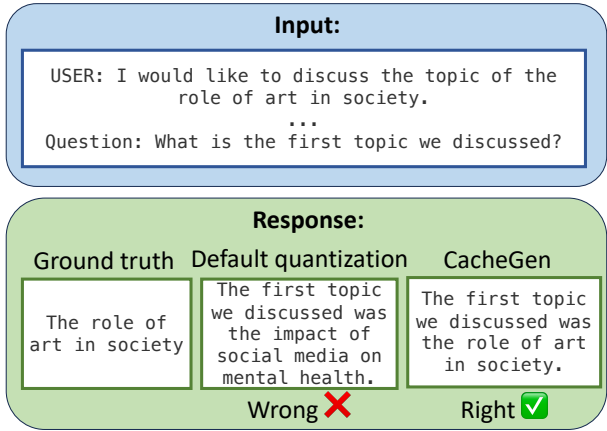


Figure 17: An example of CacheGen’s output on the LongChat dataset with LongChat-7b-16k model.