

“A Tale of Two Movements”: Identifying and Comparing Perspectives in #BlackLivesMatter and #BlueLivesMatter Movements-related Tweets using Weakly Supervised Graph-based Structured Prediction

Shamik Roy
Purdue University
roy98@purdue.edu

Dan Goldwasser
Purdue University
dgoldwas@purdue.edu

Abstract

Social media has become a major driver of social change, by facilitating the formation of online social movements. Automatically understanding the perspectives driving the movement and the voices opposing it, is a challenging task as annotated data is difficult to obtain. We propose a weakly supervised graph-based approach that explicitly models perspectives in #BlackLivesMatter-related tweets. Our proposed approach utilizes a social-linguistic representation of the data. We convert the text to a graph by breaking it into structured elements and connect it with the social network of authors, then structured prediction is done over the elements for identifying perspectives. Our approach uses a small seed set of labeled examples. We experiment with large language models for generating artificial training examples, compare them to manual annotation, and find that it achieves comparable performance. We perform quantitative and qualitative analyses using a human-annotated test set. Our model outperforms multitask baselines by a large margin, successfully characterizing the perspectives supporting and opposing #BLM.

1 Introduction

Social media platforms have given a powerful voice to groups and populations demanding change and have helped spark social justice movements. The platforms provide the means for activists to share their perspectives and form an agenda, often resulting in real-world actions. Such movements can also lead to the formation of reactionary movements, aiming to counter the call for change. In this paper we suggest a computational framework for analyzing such instances of public discourse, specifically looking at the interaction between *#BlackLivesMatter* and its reaction - *#BlueLivesMatter*.

The first movement was formed in 2013 in response to the acquittal of George Zimmerman of killing of Trayvon Martin, an unarmed Black

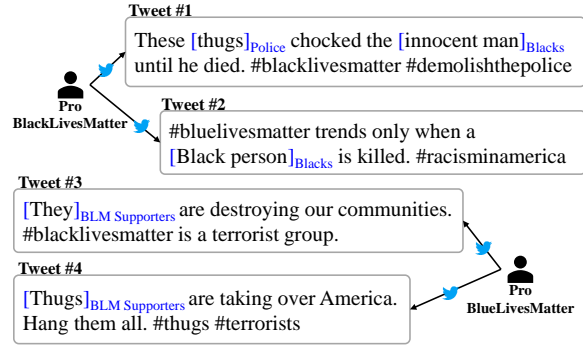


Figure 1: Author stances help disambiguate entity references and understanding perspectives.

teenager. While support for the movement fluctuated (Parker et al., 2020) and varied across different demographic groups (Horowitz and Livingston, 2016), since May 2020, following the murder of George Floyd, support has increased across all U.S. states and demographic groups (Kishi and Jones, 2020; Parker et al., 2020), changing public discourse (Dunivin et al., 2022) and resulting in widespread protest activities (Putnam et al., 2020). At the same time, these activities have attracted counter movements (Gallagher et al., 2018; Blevins et al., 2019). While *#BlackLivesMatter* protested against police violence towards Black individuals, the counter movement, referred to using its most prominent hashtag, *#BlueLivesMatter*, emphasized the positive role and need for law enforcement, often painting protesters as violating the law.

To account for the differences in *perspectives* between the two movements in a nuanced way, we suggest a structured representation for analyzing online content, corresponding to multiple tasks, such as capturing differences in stances, disambiguating the entities each side focuses on, as well as their role and sentiment towards them. We discuss our analysis in Sec. 2.2. From a technical perspective, our main challenge is to model the dependency among these tasks. For example, consider the use of the entity “thugs” in Fig. 1 by two

# Authors	31,704
# Retweet relations	3,206
# Keywords in author profiles	9,500
# Tweets	402,647
# Entity mentioned in tweets	393,441
# Hashtags used in tweets	1,068,525
Time span	05/26/20 to 06/26/20

Table 1: Unlabeled #BLM corpus statistics.

different authors. Understanding the perspectives underlying the texts’ *stance* towards *#BlackLivesMatter*, requires *disambiguating* it as either referring to police officers, or to BlackLivesMatter supporters. We model such interaction among tasks using a graph-based representation, in which authors, their posts and its analysis are represented as nodes. We use a graph neural network (Schlichtkrull et al., 2018) to model the interaction among these elements, by creating graph-contextualized node representations, which alleviate the difficulty of text analysis. We discuss our graph representation in Sec. 3.1 and its embedding in Sec. 3.2.

Social movements are dynamic, as a result, using human-annotated data for training is costly. Hence, we explore learning from weak supervision, initialized with artificially generated data using Large Language Models (LLMs) (Brown et al., 2020) and amplified using self-training, exploiting the graph structure to impose output consistency. We discuss self-learning in Sec. 3.5.

To evaluate our model and the quality of artificial data, we human annotate $\sim 3k$ tweets by both sides for all analysis tasks. We compare our graph-based approach with multitask and discrete baselines in two settings - direct supervision (train with human-annotated data) and weak supervision (train with artificial data). Our results on human-annotated test set consistently demonstrate the importance of social representations for this task and the potential of artificially crafted data. We also present an aggregate analysis of the main perspectives on 400k tweets related to the George Floyd protests.

2 BLM Data Collection and Analysis

First, we describe the data collection process for the #BLM movement. Then, we define the structured perspective representation used for analyzing it.

2.1 Dataset

For studying perspectives on the BLM movement we use the dataset collected by Giorgi et al., 2022. This dataset contains tweets in various languages on the BLM protest and the counter-protests. This dataset was collected using keyword matching and

Abstract Entities	Common Perspectives in	
	Pro BlackLM	Pro BlueLM
Black Americans	Positive Target	Negative Actor
Police	Negative Actor	Positive Actor, Positive Target
Community	N/A	Positive Target
Racism	Negative Actor	N/A
Democrats	N/A	Negative Actor
Republicans	N/A	Positive Actor
Government	Negative Actor	N/A
White Americans	Negative Actor	N/A
BLM Movement	Positive Actor, Positive Target	Negative Actor
Petition	Positive Target	N/A
Antifa	N/A	Negative Actor

Table 2: Common abstract entities and perspectives in BlackLM and BlueLM campaigns. Only 29% entities in the corpus are covered using an exact lexicon match approach for entity disambiguation.

spans from 2013 to 2021. However, as shown in the paper, BLM-related tweets spiked mainly after the murder of George Floyd in 2020. Hence, in this paper, we study the tweets that were posted in a month time span following George Floyd’s murder. We consider original tweets written in English and discard any author from the dataset who tweeted less than 5 times in the timeframe. The dataset statistics can be found in Table 1.

2.2 Defining Perspectives

Capturing Perspectives. Previous study (Giorgi et al., 2022) has focused on topic indicator keywords for understanding differences in perspectives among BLM and counter-movements. However topic indicator lexicons might not capture the intended meaning. For example, the intent of hashtag use is often ambiguous, as shown in Fig. 1, both authors use ‘#blacklivesmatter’ to express opposite perspectives. Previous studies (Rashkin et al., 2016; Roy et al., 2021; Pacheco et al., 2022) have shown that sentiment toward entities can disambiguate stances in polarized topics, we follow this approach and adapt the Morality Frames proposed by Roy et al., 2021 that are linguistic frames that capture entity-centric moral foundations. Adapting this work, we use four dimensions of perspectives towards a specific entity - actor (“do-er”, having agency) and target (“do-ee”, impacted by the actions of the actor), and sentiment, positive or negative, based on the author’s view (e.g., negative actor, will have a negative impact on the target). We characterize the moral reasoning behind that sentiment using Moral Foundation Theory (Haidt and Joseph, 2004; Haidt and Graham, 2007), however, given the difficulty of learning abstract moral

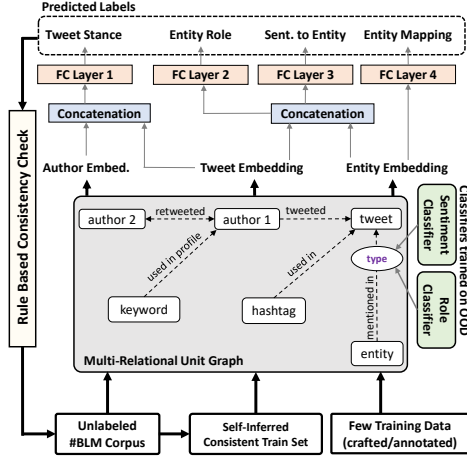


Figure 2: Proposed self-supervised model.

dimensions without direct supervision, we rely on external tool and report the results at an aggregate.

Entity Disambiguation. The focus on specific entities is central to the movements’ messaging. However, identifying it directly from text can be challenging (e.g., in Fig. 1, ‘thugs’ map to both ‘police’ or ‘BLM Supporters’ depending on the speaker). To alleviate this difficulty, we identify the key *abstract entities* discussed by both sides using human-in-the-loop data analysis at an aggregate level (listed in Tab. 2). The description of abstract entities and the procedure for identifying them can be found in Appx. A. We define an entity disambiguation task, mapping the raw entities that appear in tweets to the intended abstract entity.

Stance. We study the perspectives from two opposing standpoints - Pro-BlackLivesMatter (addressed as pro-BlackLM) and Pro-BlueLivesMatter (addressed as pro-BlueLM).

3 Weakly Supervised Identification of Perspectives

In this section, we propose a self-supervised modeling approach for a holistic identification of perspectives and stances on #BlackLivesMatter.

3.1 Structured Representation of Text

To jointly learn perspectives and identify stances on #BLM, we define perspectives as how entities are portrayed by an author as described in Sec. 2. To identify perspectives towards an entity in a tweet we need to identify - (1) the abstract entity the targeted entity maps to, and (2) the role assigned and sentiment expressed towards the entity. Our insight is that the entity mapping, entity role/sentiment, and author stance all are interdepen-

dent decisions. For example, if an entity maps to the abstract entity “police” and the author’s stance is “pro-BlackLM”, then the sentiment towards the entity will most likely be “negative” and the entity role will be “actor”. Similarly, if an author is identified to be repeatedly mentioning “police” as a negative actor, then an unknown entity mentioned by the same author, that is identified to have a role of a “negative actor” will most likely address “police”. To explicitly model these dependencies between authors’ stances and perspectives, we first convert the large unlabeled tweet corpus (in Tab. 1) to a graph consisting of textual elements (text, entity mentions, hashtags). Then we connect the textual graph to the social context (author retweet graph). A unit representation of our multi-relational graph is shown in Fig. 2 and various nodes and relations among them in this graph are described below.

(1) **Author-tweets-Tweet:** An author node is connected to the tweet nodes they tweeted.

(2) **Author-retweets-Author:** Author nodes can be connected to each other with a retweet relationship.

(3) **Author-uses-KeyWord:** An author node can be connected to a keyword node that is mentioned in their profile description. Keywords are meaningful hashtags and hashtag-like phrases. For example, “Black Lives Matter” is a phrase, and “#blacklives-matter” is a similar hashtag.

(4) **Hashtag-used-in-Tweet:** A hashtag node is connected to the tweet node it is used in.

(5) **Entity-mentioned-in-Tweet:** An entity node is connected to the tweet node it is mentioned in.

3.2 Learning Representation using GCN

After converting text to graph and connecting it with the social network of authors, we learn the representation of the graph elements using a multi-relational Graph Convolutional Network (R-GCN) (Schlichtkrull et al., 2018), an adaptation of traditional GCN (Kipf and Welling), where activations from neighboring nodes are gathered and transformed for each relation type separately. The representation from all relation types is gathered in a normalized sum and passed through an activation function (ReLU) to get the final representation of the node. A 2-layer R-GCN is sufficient in our case to capture all dependencies, resulting in a rich-composite representation for each node.

3.3 Predictions on Learned Representation

We define a set of prediction tasks on the learned representation of the nodes using R-GCN. These

prediction tasks help infer various labels for the graph elements and at the same time maintain consistency among various types of decisions. In the following objectives, E represents learnable representation of a node using R-GCN, H represents trainable fully connected layers, σ represents Softmax activation, and \oplus means concatenation.

Tweet stance prediction: Intuitively the stance in a tweet depends on its author. Hence, for a tweet, t , and its author, a , we define the classification task of tweet stance (pro-BlackLM/pro-BlueLM) as follows which ensures consistency among author stances and their generated tweet stances.

$$\hat{y}_{tweet-stance} = \sigma(H_{tweet-stance}(E_a \oplus E_t))$$

Entity sentiment, role, and abstract entity label prediction: The sentiment and role of a given entity depend on the tweet text it is mentioned in. Given an entity, e , and the corresponding tweet, t , we define the classification task of the entity sentiment (pos./neg.) and role (actor/target) as follows.

$$\hat{y}_{sent} = \sigma(H_{sent}(E_e \oplus E_t))$$

$$\hat{y}_{role} = \sigma(H_{role}(E_e \oplus E_t))$$

Intuitively, the abstract entity label does not directly depend on the tweet text rather it depends mostly on its textual properties and indirectly on the sentiment/role assigned to it. We define the abstract entity label (out of 11 entities in Tab. 2) prediction by conditioning only on the entity representation.

$$\hat{y}_{map} = \sigma(H_{map}(E_e))$$

Additionally, to maintain consistency between stance and perspectives towards entities (e.g. pro-BlackLM and “police neg. actor” are consistent), we define a prediction task of stance on the learned representation of entities and tweets as follows.

$$\hat{y}_{entity-stance} = \sigma(H_{entity-stance}(E_e \oplus E_t))$$

3.4 Entity Role and Sentiment Priors

The “mentioned-in” relationship between an entity and the tweet it is mentioned in, may have multiple types e.g., pos-actor, neg-actor, and pos-target, based on the sentiment expressed and the role assigned to this entity. We initialize the priors of this relationship type in our graph using two off-the-shelf classifiers, C_{sent} and C_{role} , for sentiment and role classification, respectively, trained on out-of-domain data (OOD). They are defined as follows.

$$C_{sent/role}(E_e^0) = \sigma(H'_{sent/role}(E_e^0))$$

We align predictions from C_{sent} , C_{role} (on the large unlabeled corpus) to the “mentioned-in” edges using the following loss functions.

$$L_{sa} = m(\sigma(H_{sent}(E_e \oplus E_t)), C_{sent}(E_e^0))$$

$$L_{ra} = m(\sigma(H_{role}(E_e \oplus E_t)), C_{role}(E_e^0))$$

Here, E_e^0 is the non-trainable input representation of an entity e and m represents L1 loss. These learning objectives set up the priors for entity sentiment and role in our framework. In course of training, these priors get updated as the parameters of the classifiers C_{sent} , C_{role} are also updated.

We define the final loss function L as the sum of the alignment losses, L_{sa} and L_{ra} and all prediction losses described above, generally denoted as $P(\hat{y}, y)$ where \hat{y} is the predicted label, y is the gold label, and P is CE loss. We optimize L by updating all trainable parameters including R-GCN.

3.5 Self Learning Loop

We propose a self-learning procedure where our model checks consistency among all predictions after every k learning steps which we name the “Inference step”. The model adds elements (e.g., tweet, entity) with consistent labels found in this step, to its training set for the next iterations. In this manner, our model is able to start with only a few annotated examples as a training set and keep annotating data and increasing training examples in a continuous learning loop. We permit k epochs after each inference step, I_j , so that the model parameters are learned based on the new training examples inferred at the previous inference step, I_{j-1} . The model identifies consistent labels using the following consistency checks sequentially.

(1) Label confidence: A label is reliable if predicted with a minimum confidence of $c \in [0, 1]$. Only reliable labels are used in the next checks.

(2) Tweet consistency: A tweet is consistent if the predicted stance of the tweet is consistent with the perspectives identified towards all mentioned entities in the tweet (determined from Table 2). For example, a tweet stance pro-BlackLM is consistent with a mentioned entity in the tweet identified as “police-neg-actor” and inconsistent with an entity predicted as “police-pos-target”.

(3) Author consistency: An author is consistent if all of their consistent tweets (identified in (2)) are labeled to have the same stance (pro-BlackLM or pro-BlueLM) and they have at least t such tweets.

Tweets from the consistent authors and the corresponding consistent entities are added to the train-

ing set for the next learning steps. We also keep training the off-the-shelf sentiment and role label classifiers (C_{sent} , C_{role}) at each step, using the inferred training set by our model so that they are up-to-date. We keep running our model until the model does not generate more than $y\%$ new training data for consecutive x inference steps.

4 Training and Test Data Collection

Detecting perspectives in social media texts using supervised models requires costly human-annotated training data. Hence, being inspired by the recent advances in generative Large Language Models (LLMs) (Min et al., 2021), we artificially craft training examples using LLMs. To evaluate the quality of the crafted training data and to evaluate our model’s performance in real test data, we human annotate a subset of real data.

Artificial Training Data Generation: For generating tweets containing specific perspectives, we prompt LLMs (Brown et al., 2020) in a way that all of the structured elements for perspectives are present in the generated tweets. For example, to generate tweets that are “pro-BlackLM” and portray “Black Americans” as “positive target”, we prompt LLMs to generate N tweets that meet 3 conditions - (1) explicitly mention one or more entities from (‘Black man’, ‘Black people’, ‘Black woman’, etc.) and portray them as positive targets, (2) are in the support of the “Black Lives Matter” movement, (3) use one or more hashtags from (#blacklivesmatter, #blm, etc.). We follow this prompt structure for each (stance, abstract entity, perspective) tuple in Tab. 2. We find that the LLM-generated tweets are pretty realistic. We convert these artificial training examples to graph structures as before. For each (stance, abstract entity, perspective) pair we construct an imaginary author node in the graph whose embeddings are initialized by averaging the corresponding artificial tweets. In this manner, we get the same unit structure for the artificial tweets as the real tweets. We experiment with two LLMs, GPT-3 (Brown et al., 2020) and GPT-J-6B (Wang and Komatsuzaki, 2021). GPT-J generated mostly repetitive examples, hence, we use the GPT-3 generations. Detailed prompting methods, generated data statistics and examples, LLM hyperparameters, and pre/post-processing steps are in Appx. B.

Human Annotation of Real Data: To evaluate the quality of the artificially crafted data and to evaluate our model’s performance in real data, we

		# Authors	# Tweets	# Amb. Tweets	# Entities
TRAIN	LLM (GPT-3) Generated (Weak Supervision)	-	582	-	517
	Human Annotated (Direct Supervision)	50	721	242	444
TEST	Human Annotated	139	2259	278	1647

Table 3: Training and test data statistics.

human annotate a subset of the real data. We sample 200 authors from the corpus described in Tab. 1 and human-annotate these authors and their tweets for stances (pro-BlackLM/pro-BlueLM). We also human-annotate the entities they mention in their tweets for sentiment towards them (pos./neg.), their role (actor/target), and their mapping to the abstract entities (one of the 11 abstract entities in Tab. 2). Each data point is annotated by two human annotators and we find substantial to almost perfect agreement in all the annotation tasks. We resolve disagreements between the two annotators in all of the annotation steps by discussion. We observe that often the supporters of the movements “hijack” (Gallagher et al., 2018) the opponent’s hashtags to troll or criticize them. We annotate these tweets as “Ambiguous Tweets” and are identified by looking at keyword usage (e.g., when a pro-blackLM tweet uses the keyword “bluelivesmatter”). Detailed human annotation process, inter-annotator agreement scores, examples of ambiguous tweets, and per-class data statistics are in Appx. C.

Train-Test Split: We randomly sample a small subset of the human-annotated authors and use these authors, their tweets, and mentioned entities as training set and the rest of the data as a test set for our proposed model and all baselines. We perform our experiments in two setups - (1) **Weak supervision:** LLM-generated examples are used for training, (2) **Direct supervision:** human-annotated real data are used for training. In both setups, the models are tested on the human-annotated test set. The statistics for the LLM-generated train set and human-annotated train/test set are shown in Tab. 3. Note that our self-learning-based model depends only on a few training examples for initial supervision, hence, few training data in both settings are enough to bootstrap our model.

5 Experimental Evaluation

5.1 Experimental Settings

We first perform task adaptive pretraining (Gururangan et al., 2020) of RoBERTa (Liu et al., 2019) using unused #BLM tweets from the dataset by Giorgi et al., 2022 (addressed as RoBERTa-tapt).

MODELS	AUTHOR STANCE		ALL TWEET STANCE		AMB. TWEET STANCE		ENTITY SENTIMENT		ENTITY ROLE		ENTITY MAPPING	
	Weak Sup.	Direct Sup.	Weak Sup.	Direct Sup.	Weak Sup.	Direct Sup.	Weak Sup.	Direct Sup.	Weak Sup.	Direct Sup.	Weak Sup.	Direct Sup.
NAIVE	Random	50.2 ± 1.9			48.42 ± 0.5		49.19 ± 1.9		50.07 ± 1.6		49.49 ± 1.4	
	Keyword Based	88.82 ± 1.0			87.77 ± 0.4		21.57 ± 1.3		-		-	
DISCRETE	RoBERTa	70.48 ± 10.0	78.19 ± 6.6	66.78 ± 6.3	73.63 ± 3.4	27.93 ± 3.1	54.18 ± 4.7	76.45 ± 1.6	80.57 ± 1.3	74.76 ± 0.6	82.53 ± 1.5	43.59 ± 3.6
	RoBERTa-tapt	77.58 ± 11.6	86.23 ± 2.6	75.49 ± 9.8	82.69 ± 1.9	31.61 ± 1.6	68.03 ± 6.3	84.31 ± 1.5	86.17 ± 0.2	84.53 ± 1.1	86.25 ± 0.5	53.21 ± 6.0
MULTITASK	RoBERTa	74.65 ± 5.6	82.51 ± 3.8	67.08 ± 5.5	78.39 ± 2.9	29.32 ± 1.8	55.08 ± 4.4	76.99 ± 0.8	79.18 ± 0.7	74.42 ± 1.7	83.7 ± 1.0	52.4 ± 1.6
	RoBERTa-tapt	79.57 ± 3.9	90.26 ± 1.6	76.69 ± 4.7	86.25 ± 1.2	32.25 ± 1.2	73.12 ± 2.1	84.83 ± 1.1	86.29 ± 0.3	83.69 ± 0.6	87.33 ± 0.6	44.35 ± 3.3
OUR MODEL	+ Author Embed.	81.81 ± 1.4	90.48 ± 2.0	76.03 ± 2.2	85.08 ± 1.0	31.58 ± 0.7	71.76 ± 4.8	85.17 ± 1.1	86.79 ± 0.4	83.03 ± 0.8	87.17 ± 0.2	49.93 ± 2.2
	Text-discrete	71.78 ± 8.7	78.65 ± 4.0	69.12 ± 7.8	65.9 ± 4.4	32.16 ± 2.1	62.88 ± 4.5	83.31 ± 0.9	83.76 ± 0.6	84.14 ± 0.9	83.28 ± 0.9	35.84 ± 1.9
	Text-as-Graph	79.36 ± 3.3	77.78 ± 2.5	78.25 ± 3.0	78.15 ± 2.0	34.96 ± 5.2	43.8 ± 2.2	84.86 ± 0.2	85.29 ± 0.5	85.92 ± 0.2	85.83 ± 0.4	49.83 ± 3.1
	+ Author Network	82.48 ± 2.2	93.28 ± 1.1	89.72 ± 1.6	95.66 ± 0.8	35.11 ± 0.1	87.23 ± 4.0	84.92 ± 0.2	84.65 ± 0.5	86.0 ± 0.2	85.79 ± 0.3	49.42 ± 3.6
	+ Self-Learning	90.83 ± 1.2	95.39 ± 1.9	93.37 ± 0.5	95.85 ± 2.8	63.43 ± 5.5	92.47 ± 4.6	87.02 ± 0.5	87.63 ± 0.4	86.72 ± 0.6	87.59 ± 0.2	54.18 ± 3.4
												62.09 ± 2.2

Table 4: Avg. macro F1 scores for classification tasks on human-annotated test set over 5 runs using 5 random seeds (weighted F1 scores are shown in Appx. D.5). Entity mapping is an 11-class and the rest are 2-class prediction tasks. Author stances are determined by majority voting of the predicted stances of their tweets. Amb. means Ambiguous.

We use it for implementing the baselines and initializing the nodes in our model. We observe improvement in tasks using RoBERTa-tapt over basic RoBERTa (in Tab. 4). We use RoBERTa-based classifiers as external classifiers, C_{sent} and C_{role} , and pretrain them on out-of-domain data proposed by Roy et al., 2021. Details of our model initialization, hyperparameters, stopping criteria, pretraining C_{sent} and C_{role} , etc. are in Appx. D.3.

Baselines: Our task of the joint identification of perspectives in terms of sentiment toward main actors, their roles, their disambiguation, and stance identification, is unique and to the best of our knowledge, no other works studied unified perspective detection in such a setting. Hence, the closest baseline of our model is the multitask modeling approach (Collobert and Weston, 2008). We compare our model with a RoBERTa-based multitask approach where a shared RoBERTa encoder is used and fine-tuned for the identification of entity sentiment, role and mapping, and tweet stances. To compare it with our proposed model that incorporates author social-network interaction, we enhance the multitask RoBERTa by concatenating social-network-enhanced author embeddings with text representations. We also compare with discrete RoBERTa-based text classifiers where all tasks are learned separately by fine-tuning a separate RoBERTa encoder for each task. We also compare with the keyword-matching-based baseline for stance classification (Giorgi et al., 2022). For a fair comparison, we pretrain all sentiment and role classification baselines on the same out-of-domain data by Roy et al., 2021 that we use for pertaining C_{sent} and C_{role} . Details of the baselines and their hyperparameters are in Appx. D.4.

5.2 Results

We present all individual classification results in Tab. 4. Our first observation is that the identifi-

PERSPECTIVES	WEAK SUPERVISION		DIRECT SUPERVISION		SUPP.
	Our Model	Multitask	Our Model	Multitask	
Police neg actor	79.06 ± 2.4	71.93 ± 3.7	81.66 ± 1.1	64.02 ± 19.0	255
White Americans neg actor	63.03 ± 1.9	33.7 ± 2.9	62.76 ± 1.6	19.65 ± 9.5	65
Black Americans pos target	72.89 ± 5.5	75.09 ± 2.1	84.0 ± 0.9	83.25 ± 0.8	443
Racism neg actor	65.85 ± 2.0	51.62 ± 5.9	69.07 ± 4.1	60.65 ± 1.7	110
BLM pos actor	49.45 ± 4.5	28.16 ± 6.3	49.52 ± 1.3	47.28 ± 8.1	64
Government neg actor	37.58 ± 8.8	29.79 ± 8.7	42.78 ± 7.0	18.69 ± 11.6	33
Democrats neg actor	62.89 ± 5.6	54.06 ± 5.4	67.58 ± 3.5	51.79 ± 5.9	90
BLM pos target	20.81 ± 5.5	28.04 ± 5.1	16.36 ± 5.9	0.0 ± 0.0	29
Communities pos target	42.87 ± 3.2	42.73 ± 2.3	54.95 ± 5.0	47.36 ± 4.2	61
Police pos actor	46.81 ± 2.6	35.84 ± 3.6	45.9 ± 1.9	41.56 ± 1.4	76
Police pos target	54.17 ± 1.7	40.59 ± 6.4	61.08 ± 1.9	60.24 ± 3.1	138
Petition pos target	60.35 ± 22.6	89.7 ± 10.0	99.05 ± 1.9	28.4 ± 28.3	10
Republicans pos actor	21.1 ± 6.4	29.95 ± 5.5	17.4 ± 9.1	19.83 ± 3.9	27
BLM neg actor	26.08 ± 4.2	15.69 ± 7.8	40.0 ± 6.4	27.41 ± 3.5	76
Antifa neg actor	45.76 ± 1.7	46.54 ± 1.0	51.56 ± 3.6	43.54 ± 2.1	69
Black Americans neg actor	26.61 ± 8.0	19.09 ± 3.4	5.16 ± 3.2	1.05 ± 2.1	37
AVG. WEIGHTED F1	60.27 ± 2.3	54.13 ± 1.8	65.93 ± 1.4	56.7 ± 3.0	1,583

Table 5: F1 scores for perspective identification by our model and Multitask-RoBERTa-tapt+Author-Embed.

cation of stances in the ambiguous tweets is difficult as, by definition, they “hijack” (Gallagher et al., 2018) the opponent’s keywords. As a result, the keyword-based baseline performs best among all baselines in overall tweet stance classification, however, it fails in ambiguous tweets. Next, we observe that performance improves in all tasks when all interdependent tasks are learned jointly in the multitask baseline compared to discrete classifiers. In multitask setup, adding author embeddings improves performance a bit in some tasks.

We study our model’s performance in four settings (more details in Appx. D.5). We observe that by just converting text to graph we get an improvement over discrete text classifiers over initial text embeddings (from RoBERTa-tapt). It proves the advantage of studying texts as graphs consisting of structured elements and performing joint structured prediction on that. Next, we obtain a large gain in tweet stance classification performance when the author network is added to the text-only graph. Finally, adding the self-learning loop improves the performance a lot in all tasks and outperforms all baselines proving the effectiveness of our approach.

The trends are mostly the same in the weak su-

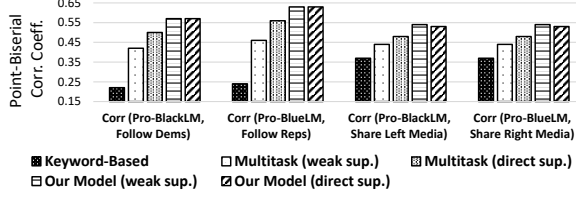


Figure 3: Correlation between stances on #BLM movement and authors’ following and sharing behaviors.

pervision setup and it achieves overall comparable performance with the direct supervision setup. In this setup, adding author information does not help in ambiguous tweet stance detection, as in this setup, the authors are not real but rather imitated and their embeddings are just the average of the generated tweets. Also, ambiguous tweet examples are not present in the LLM-generated train set.

We present the combined perspective identification results in Tab. 5 and observe that our model outperforms the multitask baseline in almost all perspectives. We observe low F1 scores for a few perspectives such as “Black Americans neg actor”, “BLM pos target”, and “Republicans pos actor”. In the direct supervision setup, we find that “Black Americans neg actor” (Prec.: 60%, Recall: 2.7%) and “Republicans pos actor” (Prec.: 58%, Recall: 12%) get overall low average recalls. We conjecture being a less popular perspective (as shown in the support column) is the reason for low recalls. We find that 48% of the time “Republicans” wrongly map to the abstract entity “Government”. In the timeline of this dataset, a Republican president was in power in the US. Hence, the framing of Republicans was probably as government figures. In the case of “BLM”, 70% of the time it is mapped to a related abstract entity, “Black Americans”.

Finally, we evaluate how much GPT-3 generated or human-annotated data is required for effective training of the models and find that our model is less sensitive to the number of training examples in both cases compared to the multitask baselines. The learning curves can be observed in Appx. D.8.

5.3 Qualitative Evaluations

We infer perspectives and stances in the whole corpus (in Tab. 1) using our model and the multitask baseline and perform the following qualitative evaluations (more evaluation details are in Appx. E).

Correlation of author behavior with stance: We examine the correlation between authors’ following and sharing behavior on Twitter with their stances

Literal Entities	Most assigned perspectives by our model (direct sup.)	
	In pro-#BlackLM	In pro-#BlueLM
Black Victims	blacks pos. target	blacks neg. actor
Derek Chauvin	police neg. actor	N/A
Thugs	police neg. actor	antifa neg. actor
David Dorn	blacks pos. target	police pos. target
Lives	blacks pos. target	comm. pos. target, police pos. target
Donald Trump	government neg. actor	republicans pos. actor
They	blacks pos. target	dems. neg. actor, antifa neg. actor

Table 6: Examples of literal entity to abstract entity map. Sometimes pro-BlackLM and pro-BlueLM use the same phrase to address different entities and/or perspectives.

DISCOURSE IN PRO-#BLACKLIVESMATTER (inferred using our model and direct sup.)			
Perspectives	MFs in Context	Other Perspectives in Context	Example Tweets
police neg. actor	fair/cheat., auth./subv.	blacks pos. target, blm pos. actor	Say her name! #BreonnaTaylor, arrest the cops that murdered her!
blm movement pos. actor	loyal/betray., fair/cheat.	blacks pos. target, racism neg. actor	#Blacklivesmatter movement is exposing America society for what it really is.
DISCOURSE IN PRO-#BLUELIVESMATTER (inferred using our model and direct sup.)			
police pos. actor	auth./subv., loyal/betray.	police pos. target, antifa neg. actor	Protect the officers! They are only following orders and keeping America safe.
blm movement neg. actor	auth./subv., loyal/betray.	antifa neg. actor, democrats neg. actor	#BLM is a hateful racist organization that works to divide people... not unite. They were founded by Democrats.

Table 7: Discourse of movements explained with messaging choices and Moral Foundations (MFs). Moral Foundation care/harm was used in all of the cases by both sides. Hence, it is removed from the table.

on #BLM movement. We find that there are positive correlations between being pro-BlackLM and following Democrats and being pro-BlueLM and following Republicans on Twitter. We find similar correlations in sharing behavior of the authors from left and right-biased media outlets and supporting BlackLM and BlueLM, respectively. These correlations are consistent with these political camps’ stances on #BLM. However, this information is not used in the learning phase, hence, it serves as an extrinsic evaluation for our model on the whole corpus. We observe that these correlations increase using our model’s labels compared to baselines as shown in Fig. 3, validating our models’ predictions.

Entity mapping analysis: Depending on the author’s stance, the same phrases are often used to address different entities as shown in Tab. 6. Pro-BlackLM addresses police as “thugs” while pro-BlueLM addresses Antifa as “thugs”. When pro-BlackLM tweets mention “lives”, they mean Black lives while the pro-BlueLM means the lives of police officers. These patterns are better captured by our model compared to baselines (comparison and example tweets are shown in Appx. E.2).

Discourse of the movements: In Tab. 7, we summarize some high PMI perspectives identified in

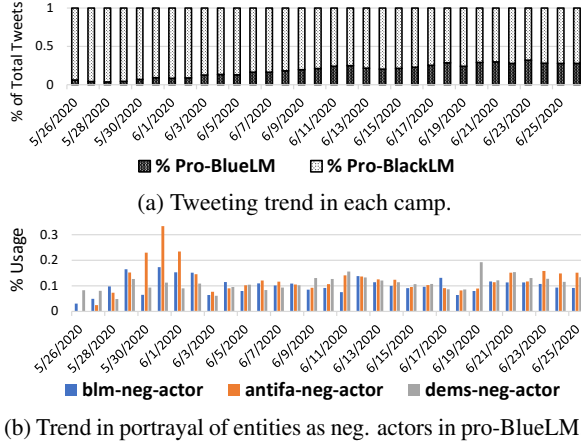


Figure 4: Temporal trends identified using our model and direct supervision.

each of the movements, the corresponding moral foundations used in context of these perspectives, and the other perspectives that frequently appear in the same tweet (full list is in Appx. E.3). We infer moral foundation labels in tweets using an off-the-shelf classifier. We find that the perspectives can explain the discourse of the movements. For example, in pro-BlackLM when police are portrayed as negative actors, Black Americans are portrayed as positive targets, and BLM movement as a positive actor. Moral foundations fairness/cheating and authority/subversion are used in this context. In contrast, in pro-BlueLM, police are portrayed as positive actors and targets, and in the same context, Antifa is portrayed as a negative actor. The moral foundation of loyalty/betrayal is used in context. However, high-level moral foundations in both of the camps are sometimes similar (e.g., care/harm is frequently used with all perspectives) and entity perspectives resolve the ambiguity in those cases.

Temporal trend: Using our model (direct supervision), we find that 20% of the tweets are identified as pro-BlueLM and the rest as pro-BlackLM. We find that first responders following George Floyd’s killing were the pro-BlackLM camp. In contrast, the percentage of pro-BlueLM tweets per day slowly increased over time (Fig. 4a). When the protest started (on May 26) following George Floyd’s death, the pro-BlueLM camp initially portrayed BLM and Antifa as negative actors (Fig. 4b) and communities to be positive targets or sufferers of the BLM movement (Appx.: Fig. 8a). As the movement progressed (after June 2) Democrats were portrayed as negative actors more equally. Additional trends can be found in Appx. E.4.

6 Related Works

The discourse of the #BLM movement is mostly studied in computational social science (CSS) using keyword-based analyses (De Choudhury et al., 2016; Gallagher et al., 2018; Blevins et al., 2019; Giorgi et al., 2022). However, it is understudied in NLP. Early works studied the problem of identifying the names of civilians in news articles killed by police using EM-based (Keith et al., 2017) and Deep Learning approaches (Nguyen and Nguyen, 2018). Recently, Ziems and Yang, 2021 introduced a news corpus covering 7k police killings to study entity-centric framing of victims, defined as the demographics and other status (e.g., armed/unarmed). A shared task was proposed for identifying BLM-centric events from large unstructured data sources (Giorgi et al., 2021b), and Giorgi et al., 2022 introduced a large #BLM tweet corpus paving the way for more studies in this area. In this paper, we propose a holistic learning framework for understanding such social movements.

Our work is broadly related to stance detection (Küçük and Can, 2020; ALDayel and Magdy, 2021), entity-centric sentiment analysis (Deng and Wiebe, 2015; Field and Tsvetkov, 2019; Roy et al., 2021), entity disambiguation (Cucerzan, 2007; Ganea and Hofmann, 2017; Eshel et al., 2017), data augmentation (Feng et al., 2021), and the works that analyze similar discourses on social media (Demszky et al., 2019) and incorporate social supervision in language understanding such as sentiment analysis (Yang and Eisenstein, 2017), political perspective detection (Li and Goldwasser, 2019), fake-news detection (Nguyen et al., 2020; Mehta et al., 2022), and political discourse analysis (Pujari and Goldwasser, 2021; Feng et al., 2022). Detailed discussions on the CSS studies on the movements, stance, perspective analysis and data augmentation techniques can be found in Appx. F.

7 Conclusion

In this paper, we propose a weakly-supervised self-learned graph-based structured prediction approach for characterizing the perspectives and discourses on the #BlackLivesMatter and the #BlueLivesMatter movements on social media. We evaluate our model’s performance in a human-annotated test set and find a significant improvement over all baselines. Finally, using our model we successfully analyze and compare perspectives expressed in both of the movements.

Limitations

For the artificially crafted training data generation, we mostly use GPT-3 which is not open source and is available as a paid service¹. Although our model depends only on a few GPT-3 generated texts (cost us below \$3 USD combined), generating examples at a very large scale will be expensive using GPT-3. Experimenting with the increasing number of open-source LLMs is costly in a different way as they require advanced computing resources to mount and run. Hence, we leave the study on the difference in training data generated by various LLMs as future work.

Our main focus in this paper is to develop a holistic framework that can be applied to different events related to social movements for characterizing perspectives. As a result, in this paper, we focus on one significant event related to the #BLM movement which is the outrage right after George Floyd’s killing. However, our model can be applied in the case of other similar social movements that were viral on social media such as the #MeToo movement. We study two opposing movements named #BlackLivesMatter and #BlueLivesMatter in this paper. Extending this study to another relevant and potentially more ambiguous slogan, #All-LivesMatter can be interesting.

Our model depends on pre-identified abstract entities and perspectives as priors. This pre-identification of abstract entities and perspectives is a semi-automated process with human-in-the-loop or requires world knowledge. Making this step fully automatic or extracting them from an existing database can be interesting future work.

Our model does not automatically identify new abstract entities. However, in real life, new abstract entities may appear over time. This limitation does not affect our study in this paper because the study is done in a short time frame of one month and emerging of new abstract entities in this short time frame is unlikely. Extending the model to identify new abstract entities in a temporal fashion is our intended future work.

Ethics Statement

In this section, we clarify the ethical concerns in the following aspects.

GPT-3 Generations: There have been concerns about inherent bias in pretrained Large Language

Models (LLMs) in recent works (Brown et al., 2020; Blodgett et al., 2020). As LLMs are pre-trained on large corpus of human-generated data, they may contain human bias in them. We want to clarify that, in this paper, we use LLMs to generate biased texts that contain specific perspectives and stances. Hence, the concerns regarding different types of biases (e.g. racial, national, gender, and so on) are not applicable in the case of our study. Because we prompt LLMs to generate only a few texts that have specific structured properties (e.g., stance, sentiment towards entities), and as described in Appendix B, one author of this paper manually went through the generated examples to detect inconsistencies or any unexpected biases in the generation and no unexpected bias was observed. We believe prompting LLMs using the structured way that we propose in this paper is effective in avoiding any inconsistencies that may be additionally incorporated by the pre-trained models.

Human Annotation: We did human annotation of data using in-house annotators (aged over 21) and the annotators’ were notified that the texts may contain sensitive phrases. The detailed annotation process and inter-annotator agreement scores are discussed in Appendix C.

Bias and Ethics: In this paper, We carefully addressed all communities of people and movements that appear in the dataset. We made sure that every entity is addressed with due respect. Any additional suggestions from the reviewers on this issue will be much appreciated. All of the sentiments, perspectives, and trends reported in this paper are outcomes of the models we developed and implemented and in no way represent the authors’ or the funding agencies’ opinions on this issue.

Datasets Used: All of the datasets used in this paper are publicly available for research and we cited them adequately.

Code and Dataset Release: We submit a randomly sampled small subset of GPT-3 generated and human-annotated dataset and the model implementation scripts with this manuscript for review. We will publish the whole set, and all the implementation codes upon acceptance. We are aware of the Twitter privacy policy for publishing data and we will publicly release the datasets following it.

References

Abeer ALDayel and Walid Magdy. 2021. Stance detection on social media: State of the art and trends. *In-*

¹<https://beta.openai.com/playground>

- formation Processing & Management*, 58(4):102597.
- Ateret Anaby-Tavor, Boaz Carmeli, Esther Goldbraich, Amir Kantor, George Kour, Segev Shlomov, Naama Tepper, and Naama Zwerdling. 2020. Do not have enough data? deep learning to the rescue! In *Proceedings of the AAAI Conference on Artificial Intelligence*, volume 34, pages 7383–7390.
- Isabelle Augenstein, Tim Rocktäschel, Andreas Vlachos, and Kalina Bontcheva. 2016. Stance detection with bidirectional conditional encoding. In *Proceedings of the 2016 Conference on Empirical Methods in Natural Language Processing*, pages 876–885.
- Jeffrey Layne Blevins, James Jaehoon Lee, Erin E McCabe, and Ezra Edgerton. 2019. Tweeting for social justice in# ferguson: Affective discourse in twitter hashtags. *new media & society*, 21(7):1636–1653.
- Su Lin Blodgett, Solon Barocas, Hal Daumé III, and Hanna Wallach. 2020. [Language \(technology\) is power: A critical survey of “bias” in NLP](#). In *Proceedings of the 58th Annual Meeting of the Association for Computational Linguistics*, pages 5454–5476, Online. Association for Computational Linguistics.
- Tom Brown, Benjamin Mann, Nick Ryder, Melanie Subbiah, Jared D Kaplan, Prafulla Dhariwal, Arvind Neelakantan, Pranav Shyam, Girish Sastry, Amanda Askell, et al. 2020. Language models are few-shot learners. *Advances in neural information processing systems*, 33:1877–1901.
- Clinton Burfoot, Steven Bird, and Timothy Baldwin. 2011. [Collective classification of congressional floor-debate transcripts](#). In *Proceedings of the 49th Annual Meeting of the Association for Computational Linguistics: Human Language Technologies*, pages 1506–1515, Portland, Oregon, USA. Association for Computational Linguistics.
- Andreu Casas and Nora Webb Williams. 2019. Images that matter: Online protests and the mobilizing role of pictures. *Political Research Quarterly*, 72(2):360–375.
- Kenneth Church and Patrick Hanks. 1990. Word association norms, mutual information, and lexicography. *Computational linguistics*, 16(1):22–29.
- Alessandra Teresa Cignarella, Mirko Lai, Cristina Bosco, Viviana Patti, Rosso Paolo, et al. 2020. Sardistance@ evalita2020: Overview of the task on stance detection in italian tweets. In *Proceedings of the Seventh Evaluation Campaign of Natural Language Processing and Speech Tools for Italian. Final Workshop (EVALITA 2020)*, pages 1–10. Ceur.
- Ronan Collobert and Jason Weston. 2008. A unified architecture for natural language processing: Deep neural networks with multitask learning. In *Proceedings of the 25th international conference on Machine learning*, pages 160–167.
- Silviu Cucerzan. 2007. Large-scale named entity disambiguation based on wikipedia data. In *Proceedings of the 2007 joint conference on empirical methods in natural language processing and computational natural language learning (EMNLP-CoNLL)*, pages 708–716.
- Munmun De Choudhury, Shagun Jhaver, Benjamin Sugar, and Ingmar Weber. 2016. Social media participation in an activist movement for racial equality. In *Proceedings of the international aaai conference on web and social media*, volume 10, pages 92–101.
- Dorottya Demszky, Nikhil Garg, Rob Voigt, James Zou, Jesse Shapiro, Matthew Gentzkow, and Dan Jurafsky. 2019. Analyzing polarization in social media: Method and application to tweets on 21 mass shootings. In *Proceedings of the 2019 Conference of the North American Chapter of the Association for Computational Linguistics: Human Language Technologies, Volume 1 (Long and Short Papers)*, pages 2970–3005.
- Lingjia Deng and Janyce Wiebe. 2015. [Joint prediction for entity/event-level sentiment analysis using probabilistic soft logic models](#). In *Proceedings of the 2015 Conference on Empirical Methods in Natural Language Processing*, pages 179–189, Lisbon, Portugal. Association for Computational Linguistics.
- Zackary Okun Dunivin, Harry Yaojun Yan, Jelani Ince, and Fabio Rojas. 2022. Black lives matter protests shift public discourse. *Proceedings of the National Academy of Sciences*, 119(10):e2117320119.
- Javid Ebrahimi, Dejing Dou, and Daniel Lowd. 2016. Weakly supervised tweet stance classification by relational bootstrapping. In *Proceedings of the 2016 conference on empirical methods in natural language processing*, pages 1012–1017.
- Johannes C Eichstaedt, Garrick T Sherman, Salvatore Giorgi, Steven O Roberts, Megan E Reynolds, Lyle H Ungar, and Sharath Chandra Guntuku. 2021. The emotional and mental health impact of the murder of george floyd on the us population. *Proceedings of the National Academy of Sciences*, 118(39):e2109139118.
- Yotam Eshel, Noam Cohen, Kira Radinsky, Shaul Markovitch, Ikuya Yamada, and Omer Levy. 2017. [Named entity disambiguation for noisy text](#). In *Proceedings of the 21st Conference on Computational Natural Language Learning (CoNLL 2017)*, pages 58–68, Vancouver, Canada. Association for Computational Linguistics.
- Shangbin Feng, Zhaoxuan Tan, Zilong Chen, Ningnan Wang, Peisheng Yu, Qinghua Zheng, Xiaojun Chang, and Minnan Luo. 2022. [PAR: Political actor representation learning with social context and expert knowledge](#). In *Proceedings of the 2022 Conference on Empirical Methods in Natural Language Processing*, pages 12022–12036, Abu Dhabi, United Arab Emirates. Association for Computational Linguistics.

- Steven Y Feng, Varun Gangal, Jason Wei, Sarath Chandar, Soroush Vosoughi, Teruko Mitamura, and Eduard Hovy. 2021. A survey of data augmentation approaches for nlp. In *Findings of the Association for Computational Linguistics: ACL-IJCNLP 2021*, pages 968–988.
- Anjalie Field, Chan Young Park, Antonio Theophilo, Jamelle Watson-Daniels, and Yulia Tsvetkov. 2022. An analysis of emotions and the prominence of positivity in# blacklivesmatter tweets. *Proceedings of the National Academy of Sciences*, 119(35):e2205767119.
- Anjalie Field and Yulia Tsvetkov. 2019. Entity-centric contextual affective analysis. In *57th Annual Meeting of the Association for Computational Linguistics (ACL 2019)*.
- Deen Freelon, Charlton McIlwain, and Meredith Clark. 2018. Quantifying the power and consequences of social media protest. *new media & society*, 20(3):990–1011.
- Ryan J Gallagher, Andrew J Reagan, Christopher M Danforth, and Peter Sheridan Dodds. 2018. Divergent discourse between protests and counter-protests:# blacklivesmatter and# alllivesmatter. *PloS one*, 13(4):e0195644.
- Octavian-Eugen Ganea and Thomas Hofmann. 2017. [Deep joint entity disambiguation with local neural attention](#). In *Proceedings of the 2017 Conference on Empirical Methods in Natural Language Processing*, pages 2619–2629, Copenhagen, Denmark. Association for Computational Linguistics.
- Salvatore Giorgi, Sharath Chandra Guntuku, McKenzie Himelein-Wachowiak, Amy Kwarteng, Sy Hwang, Muhammad Rahman, and Brenda Curtis. 2022. Twitter corpus of the# blacklivesmatter movement and counter protests: 2013 to 2021. In *Proceedings of the International AAAI Conference on Web and Social Media*, volume 16, pages 1228–1235.
- Salvatore Giorgi, Lyle Ungar, and H. Andrew Schwartz. 2021a. [Characterizing social spambots by their human traits](#). In *Findings of the Association for Computational Linguistics: ACL-IJCNLP 2021*, pages 5148–5158, Online. Association for Computational Linguistics.
- Salvatore Giorgi, Vanni Zavarella, Hristo Tanev, Nicolas Stefanovitch, Sy Hwang, Hansi Hettiarachchi, Tharindu Ranasinghe, Vivek Kalyan, Paul Tan, Shaun Tan, Martin Andrews, Tiancheng Hu, Niklas Stoehr, Francesco Ignazio Re, Daniel Vegh, Dennis Atzenhofer, Brenda Curtis, and Ali Hürriyetoğlu. 2021b. [Discovering black lives matter events in the United States: Shared task 3, CASE 2021](#). In *Proceedings of the 4th Workshop on Challenges and Applications of Automated Extraction of Socio-political Events from Text (CASE 2021)*, pages 218–227, Online. Association for Computational Linguistics.
- Gabriel Grill. 2021. Future protest made risky: Examining social media based civil unrest prediction research and products. *Computer Supported Cooperative Work (CSCW)*, 30(5-6):811–839.
- Suchin Gururangan, Ana Marasović, Swabha Swayamdipta, Kyle Lo, Iz Beltagy, Doug Downey, and Noah A. Smith. 2020. [Don’t stop pretraining: Adapt language models to domains and tasks](#). In *Proceedings of the 58th Annual Meeting of the Association for Computational Linguistics*, pages 8342–8360, Online. Association for Computational Linguistics.
- Jonathan Haidt and Jesse Graham. 2007. When morality opposes justice: Conservatives have moral intuitions that liberals may not recognize. *Social Justice Research*, 20(1):98–116.
- Jonathan Haidt and Craig Joseph. 2004. Intuitive ethics: How innately prepared intuitions generate culturally variable virtues. *Daedalus*, 133(4):55–66.
- Kazi Saidul Hasan and Vincent Ng. 2013. [Stance classification of ideological debates: Data, models, features, and constraints](#). In *Proceedings of the Sixth International Joint Conference on Natural Language Processing*, pages 1348–1356, Nagoya, Japan. Asian Federation of Natural Language Processing.
- Kazi Saidul Hasan and Vincent Ng. 2014. Why are you taking this stance? identifying and classifying reasons in ideological debates. In *Proceedings of the 2014 conference on empirical methods in natural language processing (EMNLP)*, pages 751–762.
- Pamela M Hong and Clayton D Peoples. 2021. The ties that mobilize us: Networks, intergroup contact, and participation in the black lives matter movement. *Analyses of Social Issues and Public Policy*, 21(1):541–556.
- Juliana Menasce Horowitz and Gretchen Livingston. 2016. How americans view the black lives matter movement.
- Jelani Ince, Fabio Rojas, and Clayton A Davis. 2017. The social media response to black lives matter: How twitter users interact with black lives matter through hashtag use. *Ethnic and racial studies*, 40(11):1814–1830.
- Mohit Iyyer, John Wieting, Kevin Gimpel, and Luke Zettlemoyer. 2018. [Adversarial example generation with syntactically controlled paraphrase networks](#). In *Proceedings of the 2018 Conference of the North American Chapter of the Association for Computational Linguistics: Human Language Technologies, Volume 1 (Long Papers)*, pages 1875–1885, New Orleans, Louisiana. Association for Computational Linguistics.
- Kristen Johnson and Dan Goldwasser. 2016a. Identifying stance by analyzing political discourse on twitter. In *Proceedings of the First Workshop on NLP and Computational Social Science*, pages 66–75.

- Kristen Johnson and Dan Goldwasser. 2016b. “all i know about politics is what i read in twitter”: Weakly supervised models for extracting politicians’ stances from twitter. In *Proceedings of COLING 2016, the 26th International Conference on Computational Linguistics: Technical Papers*, pages 2966–2977.
- Kristen Johnson and Dan Goldwasser. 2018. Classification of moral foundations in microblog political discourse. In *Proceedings of the 56th annual meeting of the association for computational linguistics (volume 1: long papers)*, pages 720–730.
- Kate Keib, Itai Himelboim, and Jeong-Yeob Han. 2018. Important tweets matter: Predicting retweets in the #blacklivesmatter talk on twitter. *Computers in human behavior*, 85:106–115.
- Katherine Keith, Abram Handler, Michael Pinkham, Cara Magliozzi, Joshua McDuffie, and Brendan O’Connor. 2017. [Identifying civilians killed by police with distantly supervised entity-event extraction](#). In *Proceedings of the 2017 Conference on Empirical Methods in Natural Language Processing*, pages 1547–1557, Copenhagen, Denmark. Association for Computational Linguistics.
- Thomas N Kipf and Max Welling. Semi-supervised classification with graph convolutional networks. In *International Conference on Learning Representations*.
- Roudabeh Kishi and Sam Jones. 2020. *Demonstrations & political violence in America: New data for summer 2020*. Armed Conflict Location & Event Data Project.
- Sosuke Kobayashi. 2018. [Contextual augmentation: Data augmentation by words with paradigmatic relations](#). In *Proceedings of the 2018 Conference of the North American Chapter of the Association for Computational Linguistics: Human Language Technologies, Volume 2 (Short Papers)*, pages 452–457, New Orleans, Louisiana. Association for Computational Linguistics.
- Dilek Küçük and Fazli Can. 2020. Stance detection: A survey. *ACM Computing Surveys (CSUR)*, 53(1):1–37.
- Ashutosh Kumar, Kabir Ahuja, Raghuram Vadapalli, and Partha Talukdar. 2020. Syntax-guided controlled generation of paraphrases. *Transactions of the Association for Computational Linguistics*, 8:330–345.
- Ashutosh Kumar, Satwik Bhattamishra, Manik Bhandari, and Partha Talukdar. 2019. [Submodular optimization-based diverse paraphrasing and its effectiveness in data augmentation](#). In *Proceedings of the 2019 Conference of the North American Chapter of the Association for Computational Linguistics: Human Language Technologies, Volume 1 (Long and Short Papers)*, pages 3609–3619, Minneapolis, Minnesota. Association for Computational Linguistics.
- Chang Li and Dan Goldwasser. 2019. [Encoding social information with graph convolutional networks for Political perspective detection in news media](#). In *Proceedings of the 57th Annual Meeting of the Association for Computational Linguistics*, pages 2594–2604, Florence, Italy. Association for Computational Linguistics.
- Chang Li, Aldo Porco, and Dan Goldwasser. 2018. [Structured representation learning for online debate stance prediction](#). In *Proceedings of the 27th International Conference on Computational Linguistics*, pages 3728–3739, Santa Fe, New Mexico, USA. Association for Computational Linguistics.
- Alisa Liu, Swabha Swayamdipta, Noah A. Smith, and Yejin Choi. 2022. [WANLI: Worker and AI collaboration for natural language inference dataset creation](#). In *Findings of the Association for Computational Linguistics: EMNLP 2022*, pages 6826–6847, Abu Dhabi, United Arab Emirates. Association for Computational Linguistics.
- Ruibo Liu, Guangxuan Xu, Chenyan Jia, Weicheng Ma, Lili Wang, and Soroush Vosoughi. 2020. [Data boost: Text data augmentation through reinforcement learning guided conditional generation](#). In *Proceedings of the 2020 Conference on Empirical Methods in Natural Language Processing (EMNLP)*, pages 9031–9041, Online. Association for Computational Linguistics.
- Yinhan Liu, Myle Ott, Naman Goyal, Jingfei Du, Mandar Joshi, Danqi Chen, Omer Levy, Mike Lewis, Luke Zettlemoyer, and Veselin Stoyanov. 2019. Roberta: A robustly optimized bert pretraining approach. *arXiv preprint arXiv:1907.11692*.
- Nikhil Mehta, Maria Leonor Pacheco, and Dan Goldwasser. 2022. [Tackling fake news detection by continually improving social context representations using graph neural networks](#). In *Proceedings of the 60th Annual Meeting of the Association for Computational Linguistics (Volume 1: Long Papers)*, pages 1363–1380, Dublin, Ireland. Association for Computational Linguistics.
- Bonan Min, Hayley Ross, Elior Sulem, Amir Pouran Ben Veyseh, Thien Huu Nguyen, Oscar Sainz, Eneko Agirre, Ilana Heinz, and Dan Roth. 2021. Recent advances in natural language processing via large pre-trained language models: A survey. *arXiv preprint arXiv:2111.01243*.
- Saif Mohammad, Svetlana Kiritchenko, Parinaz Sobhani, Xiaodan Zhu, and Colin Cherry. 2016. [SemEval-2016 task 6: Detecting stance in tweets](#). In *Proceedings of the 10th International Workshop on Semantic Evaluation (SemEval-2016)*, pages 31–41, San Diego, California. Association for Computational Linguistics.
- Marcia Mundt, Karen Ross, and Charla M Burnett. 2018. Scaling social movements through social media: The case of black lives matter. *Social Media+ Society*, 4(4):2056305118807911.

- Nathan Ng, Kyunghyun Cho, and Marzyeh Ghassemi. 2020. [SSMBA: Self-supervised manifold based data augmentation for improving out-of-domain robustness](#). In *Proceedings of the 2020 Conference on Empirical Methods in Natural Language Processing (EMNLP)*, pages 1268–1283, Online. Association for Computational Linguistics.
- Minh Nguyen and Thien Huu Nguyen. 2018. [Who is killed by police: Introducing supervised attention for hierarchical LSTMs](#). In *Proceedings of the 27th International Conference on Computational Linguistics*, pages 2277–2287, Santa Fe, New Mexico, USA. Association for Computational Linguistics.
- Van-Hoang Nguyen, Kazunari Sugiyama, Preslav Nakov, and Min-Yen Kan. 2020. Fang: Leveraging social context for fake news detection using graph representation. In *Proceedings of the 29th ACM international conference on information & knowledge management*, pages 1165–1174.
- Maria Leonor Pacheco, Tunazzina Islam, Monal Mahajan, Andrey Shor, Ming Yin, Lyle Ungar, and Dan Goldwasser. 2022. [A holistic framework for analyzing the COVID-19 vaccine debate](#). In *Proceedings of the 2022 Conference of the North American Chapter of the Association for Computational Linguistics: Human Language Technologies*, pages 5821–5839, Seattle, United States. Association for Computational Linguistics.
- Kim Parker, Juliana Menasce Horowitz, and Monica Anderson. 2020. Amid protests, majorities across racial and ethnic groups express support for the black lives matter movement.
- Hao Peng, Ceren Budak, and Daniel M Romero. 2019. Event-driven analysis of crowd dynamics in the black lives matter online social movement. In *The World Wide Web Conference*, pages 3137–3143.
- Dean Pomerleau and Delip Rao. 2017. Fake news challenge stage 1 (fnc-i): Stance detection.
- Rajkumar Pujari and Dan Goldwasser. 2021. [Understanding politics via contextualized discourse processing](#). In *Proceedings of the 2021 Conference on Empirical Methods in Natural Language Processing*, pages 1353–1367, Online and Punta Cana, Dominican Republic. Association for Computational Linguistics.
- Lara Putnam, Erica Chenoweth, and Jeremy Pressman. 2020. The floyd protests are the broadest in us history—and are spreading to white, small-town america. *Washington Post*, 6:2010.
- Husam Quteineh, Spyridon Samothrakis, and Richard Sutcliffe. 2020. [Textual data augmentation for efficient active learning on tiny datasets](#). In *Proceedings of the 2020 Conference on Empirical Methods in Natural Language Processing (EMNLP)*, pages 7400–7410, Online. Association for Computational Linguistics.
- Alec Radford, Jeffrey Wu, Rewon Child, David Luan, Dario Amodei, Ilya Sutskever, et al. 2019. Language models are unsupervised multitask learners. *OpenAI blog*, 1(8):9.
- Hannah Rashkin, Sameer Singh, and Yejin Choi. 2016. Connotation frames: A data-driven investigation. In *Proceedings of the 54th Annual Meeting of the Association for Computational Linguistics (Volume 1: Long Papers)*, pages 311–321.
- Shamik Roy, María Leonor Pacheco, and Dan Goldwasser. 2021. Identifying morality frames in political tweets using relational learning. In *Proceedings of the 2021 Conference on Empirical Methods in Natural Language Processing*, pages 9939–9958.
- Michael Schlichtkrull, Thomas N Kipf, Peter Bloem, Rianne Van Den Berg, Ivan Titov, and Max Welling. 2018. Modeling relational data with graph convolutional networks. In *European semantic web conference*, pages 593–607. Springer.
- Swapna Somasundaran and Janyce Wiebe. 2010. Recognizing stances in ideological on-line debates. In *Proceedings of the NAACL HLT 2010 workshop on computational approaches to analysis and generation of emotion in text*, pages 116–124.
- Dhanya Sridhar, James Foulds, Bert Huang, Lise Getoor, and Marilyn Walker. 2015. Joint models of disagreement and stance in online debate. In *Proceedings of the 53rd Annual Meeting of the Association for Computational Linguistics and the 7th International Joint Conference on Natural Language Processing (Volume 1: Long Papers)*, pages 116–125.
- Leo Graiden Stewart, Ahmer Arif, A Conrad Nied, Emma S Spiro, and Kate Starbird. 2017. Drawing the lines of contention: Networked frame contests within# blacklivesmatter discourse. *Proceedings of the ACM on Human-Computer Interaction*, 1(CSCW):1–23.
- Qingying Sun, Zhongqing Wang, Qiaoming Zhu, and Guodong Zhou. 2018. [Stance detection with hierarchical attention network](#). In *Proceedings of the 27th International Conference on Computational Linguistics*, pages 2399–2409, Santa Fe, New Mexico, USA. Association for Computational Linguistics.
- Robert F Tate. 1954. Correlation between a discrete and a continuous variable. point-biserial correlation. *The Annals of mathematical statistics*, 25(3):603–607.
- Matt Thomas, Bo Pang, and Lillian Lee. 2006. Get out the vote: Determining support or opposition from congressional floor-debate transcripts. *arXiv preprint cs/0607062*.
- Marlon Twyman, Brian C Keegan, and Aaron Shaw. 2017. Black lives matter in wikipedia: Collective memory and collaboration around online social movements. In *Proceedings of the 2017 acm conference on computer supported cooperative work and social computing*, pages 1400–1412.

Marilyn Walker, Pranav Anand, Rob Abbott, and Ricky Grant. 2012. [Stance classification using dialogic properties of persuasion](#). In *Proceedings of the 2012 Conference of the North American Chapter of the Association for Computational Linguistics: Human Language Technologies*, pages 592–596, Montréal, Canada. Association for Computational Linguistics.

Ben Wang and Aran Komatsuzaki. 2021. GPT-J-6B: A 6 Billion Parameter Autoregressive Language Model. <https://github.com/kingoflolz/mesh-transformer-jax>.

Denise J Wilkins, Andrew G Livingstone, and Mark Levine. 2019. Whose tweets? the rhetorical functions of social media use in developing the black lives matter movement. *British Journal of Social Psychology*, 58(4):786–805.

Vanessa Williamson, Kris-Stella Trump, and Katherine Levine Einstein. 2018. Black lives matter: Evidence that police-caused deaths predict protest activity. *Perspectives on Politics*, 16(2):400–415.

Chang Xu, Cécile Paris, Surya Nepal, and Ross Sparks. 2018. [Cross-target stance classification with self-attention networks](#). In *Proceedings of the 56th Annual Meeting of the Association for Computational Linguistics (Volume 2: Short Papers)*, pages 778–783, Melbourne, Australia. Association for Computational Linguistics.

Guobin Yang. 2016. Narrative agency in hashtag activism: The case of #blacklivesmatter. *Media and communication*, 4(4):13.

Yi Yang and Jacob Eisenstein. 2017. Overcoming language variation in sentiment analysis with social attention. *Transactions of the Association for Computational Linguistics*, 5:295–307.

Yiben Yang, Chaitanya Malaviya, Jared Fernandez, Swabha Swayamdipta, Ronan Le Bras, Ji-Ping Wang, Chandra Bhagavatula, Yejin Choi, and Doug Downey. 2020. [Generative data augmentation for common-sense reasoning](#). In *Findings of the Association for Computational Linguistics: EMNLP 2020*, pages 1008–1025, Online. Association for Computational Linguistics.

Caleb Ziems and Diyi Yang. 2021. [To protect and to serve? analyzing entity-centric framing of police violence](#). In *Findings of the Association for Computational Linguistics: EMNLP 2021*, pages 957–976, Punta Cana, Dominican Republic. Association for Computational Linguistics.

A Identification of Abstract Entities and Corresponding Perspectives

To identify the most common high-level abstract entities or the main actors in the pro-BlackLM and pro-BlueLM tweets we follow the below steps.

- We first determine the hashtags that are mostly used in the context of the keywords “blacklivesmatter”, “bluelivesmatter” and we assign soft labels of “pro-blacklivesmatter” and “pro-bluelivesmatter” to the tweets containing these hashtags, respectively. The identified “pro-blacklivesmatter” and “pro-bluelivesmatter” hashtags are shown in Table 8.
- We extract noun phrases in these tweets using SpaCy. We treat these noun phrases as entities. We remove all entities that are pronouns for this analysis.
- We build two separate RoBERTa-based (Liu et al., 2019) classifiers to identify sentiment towards entities (positive/negative) and the role of the entities (actor/target). These RoBERTa classifiers are trained using out-of-domain data. We use the annotated dataset by Roy et al., 2021 where entities are labeled for sentiments and roles. We consider the entity labels [“target of care/harm”, “target of fairness/cheating”, “target of loyalty/betrayal”, “target of sanctity/degradation”, “authority failing over”, “authority justified over”], in this dataset, as “targets” and the rest as “actors”. We obtain the contextualized embeddings of entities in a tweet using RoBERTa by taking the embeddings of the last layer. Then we use a fully connected layer to identify the sentiment or role of the entity. We use 80% data as training and the rest as validation set. We stop training the model when the validation accuracy does not improve for 3 consecutive epochs. We use these trained classifiers to infer the sentiment and role of entities in the #BLM corpus. The validation accuracies of both of these classifiers on out-of-domain validation sets were > 92%.
- After obtaining entities, their corresponding roles, and sentiments towards them, we construct perspectives as “entity_sentiment_role”, such as “police_positive_actor”. Now, we obtain Pointwise Mutual Information score (PMI) (Church and Hanks, 1990) for each perspectives with the “pro-blacklivesmatter” and “pro-bluelivesmatter” stances using the following formula. For a perspective x we calculate the Pointwise Mutual Information (PMI) with a stance s , $I(x, s)$ using the following

formula.

$$I(x, s) = \log \frac{P(x|s)}{P(x)}$$

Where $P(x|s)$ is computed by taking all perspectives used in tweets with stance s and computing $\frac{\text{count}(x)}{\text{count}(\text{all-perspectives})}$ and similarly, $P(x)$ is computed by counting perspective x over all of the tweets. We discard all perspectives that appear less than 0.5% of the time in the whole corpus.

- We manually go through the high-PMI perspectives with each stance and cluster them to form abstract entities and perspectives. The high-PMI perspectives are shown in Table 8. We cluster entities and perspectives that are consistent and directed to the same set of entities. For example, in pro-bluelivesmatter tweets, “a riot_neg_actor” and “# blacklives-matter # protests_neg_actor” are directed to the same high-level entity “BLM Movement” and express the same perspectives. Hence, we merge these entities to the abstract entity “BLM Movement” and identify the relevant perspective towards this entity in pro-bluelivesmatter as “Negative Actor”. The descriptions of all identified abstract entities can be found in Table 9.

B Prompting LLMs to Generate Few Training Tweets

In this section, we describe the details of few training data generation using Large Language Models (LLMs). We conduct our initial experiments with two LLMs - GPT-3 (175B parameters) (Brown et al., 2020) and GPT-J (6B parameters) (Wang and Komatsuzaki, 2021) and find that GPT-J generates a lot of repetitive examples. We conjecture GPT-J being a very small LLM in terms of parameters is the main reason for a less diverse generation. This is in line with recent findings where larger LLMs were found to perform better in various tasks than the smaller LLMs. Hence, we retain only the GPT-3 generations in this paper. The generation process using GPT-3 is described below.

B.1 Generation

For generating a few tweets containing the stances and corresponding entity perspectives (as described in Table 2), we prompt the GPT-3 model (Brown

et al., 2020) using the prompt structure shown in Figure 5. We prompt GPT-3 in such a way that all of the structured elements for a stance and corresponding perspective are present in the generated tweets. To ensure that, as shown in Figure 5, we instruct GPT-3 model to generate 30 different tweets that must fulfill the following three conditions.

(1) Explicitly mention one or more entities from the following list **<entity list>** and portray them as **<entity perspective>**.

(2) Be in the support of the **<movement name>** movement.

(3) Use one or more hashtags from the following list **<hashtag list>**.

Here, **<entity perspective>** can be one of the following - “positive target”, “positive actor”, “negative actor” and **<movement name>** is either “#BlackLivesMatter” or “#BlueLivesMatter”.

We take the **<entity list>** and **<hashtag list>** from Table 8. We perform a separate prompting step for each (stance, abstract entity, entity perspective) tuple in Table 2. For example, to generate tweets that are “pro-BlackLM” and portray “Black Americans” as “positive target”, we prompt GPT-3 by using the prompt shown in Figure 6. We find that GPT-3 rarely generates repetitive tweets. We prompt GPT-3 multiple times for generating at least 20 unique examples per (stance, abstract entity, entity perspective) tuple. One author of this paper skims through the GPT-3 generated examples to detect any inconsistency or unwanted bias in the generations and discards the generation if found any. The observation is that the GPT-3 generations are mostly clean. We use OpenAI interface² for generating the tweets using *text-davinci-003* (largest available) version of GPT-3 (till January 2023) using the following hyperparameters: top-p=1, frequency penalty: 1, presence penalty=1, temperature=1, max len=500. Note that, on the OpenAI console usage of GPT-3 for any experiment is a paid service. All of the generations used in this paper cost us in total \sim \$3 US Dollars.

B.2 Preprocessing and Labeling of Generated Tweets

After the generation of tweets using GPT-3 that contain the elements from (stance, abstract entity, entity perspective) tuples, we preprocess these tweets to identify the text span containing the abstract entities. Note that, an abstract entity can

²<https://beta.openai.com/playground>

Stances	Top 20 Most used hashtags	High PMI perspectives
Pro Blacklivesmatter	#blacklivesmatter, #blm, #georgefloyd, #alllivesmatter, #policebrutality, #justiceforgorgefloyd, #defundthepolice, #racism, #nojusticenopeace, #covid19, #icantbreathe, #breonnataylor, #bluelivesmatter, #protests2020, #antifa, #trump, #blacklivesmatteruk, #policebrutalitypandemic, #protests, #georgefloydprotests	'the activists_pos_target', '# ahmaudarbery_pos_target', '# breonnataylor_pos_target', 'a petition_pos_target', '# justice_pos_actor', '# dcprotests_pos_target', 'poc_pos_target', '# justice_pos_target', '# georgefloyd_pos_target', '# blacklivesmatter # protests_pos_target', 'a black man_pos_target', 'freedom_pos_target', 'a white man_pos_target', '# america_pos_actor', '# rayshardbrooks_pos_target', '# blacklivesmatter # protests_pos_actor', 'african americans_pos_target', 'the kkk_neg_actor', 'government_neg_actor', '# whiteprivilege_neg_actor', '# whitesupremacy_neg_actor', 'a white man_neg_actor', '# racism_neg_actor', '# joe Biden_neg_actor', '# trump_neg_actor', 'a black man_neg_actor', '# america_neg_actor', '# policeviolence_neg_actor', 'republicans_neg_actor', 'media_neg_actor', 'president_neg_actor'
Pro Bluelivesmatter	#bluelivesmatter, #alllivesmatter, #blacklivesmatter, #backtheblue, #whitelivesmatter, #maga, #trump2020, #bluelivesmatters, #maga2020, #blm, #thinblueline, #whiteoutwednesday, #womenfortrump, #kag, #buildthewall, #alllivesmatters, #blueflu, #police, #defundthepolice, #lawenforcement	'# cops_pos_target', '# cops_pos_actor', 'law_pos_target', 'republicans_pos_target', 'god_pos_actor', 'communities_pos_target', 'the daviddorn_pos_target', 'the country_pos_target', '# equality_pos_target', '# america_pos_target', 'a riot_neg_actor', '# democrats_neg_actor', '# blacklivesmatter # protests_neg_actor', 'politicians_neg_actor', '# antifa_neg_actor', '# cops_neg_actor', '# obama_neg_actor', 'looters_neg_actor'

Table 8: Data analysis for abstract entity and corresponding perspectives identification.

Write 30 different tweets that must -

1. Explicitly mention one or more entities from the following list **<entity list>** and portray them as **<entity perspective>**.
2. Be in the support of the **<movement name>** movement.
3. Use one or more hashtags from the following list: **<hashtag list>**

Answer:

1. <generated tweet>
2. <generated tweet>
3. <generated tweet>

... ..
... ..

Figure 5: Prompt structure for GPT-3 to generate tweets containing specific stances and perspectives. The black-colored text is the input text in the prompt and the blue-colored texts are generated tweets by GPT-3.

be addressed differently in different tweets. For example, “police” can be addressed as “cops” or “law enforcement”. To identify the abstract entity containing spans in generated tweets, we first run SpaCy noun phrase extractor on these tweets and automatically group the extracted entities based on keyword match, for example, “police” and “police force” will be grouped together because of the common keyword “police”. Then an author of this paper looks at the entity groups and discards entity groups that are not related to the target abstract entity. Then we consider the rest of the entity groups and annotate them as gold data for abstract entity mapping. The statistics of generated data

are shown in Table 10. Two examples of GPT-3 generated tweets for each perspective are shown in Table 11. We submit a randomly selected subset (20 tweets) of the GPT-3 generated annotated data with this manuscript for review. Upon acceptance of this paper, we will release the whole set.

C Real Data Annotation Procedure

We human-annotate a subset of the whole #BLM corpus as described in Table 1 for the following two purposes.

- To evaluate the performance of our proposed model on real data and compare it with the baselines.

Write 30 different tweets that must -

1. Explicitly mention one or more entities from the following list [Black man, Black people, Black woman, Black community] and portray them as positive targets.
2. Be in the support of the "Black Lives Matter" movement.
3. Use one or more hashtags from the following list: [#blacklivesmatter, #blm, #policebrutality, #policebrutalitypandemic, #racism]

Answer:

1. I stand with the black community and the "Black Lives Matter" movement. #blacklivesmatter #blm
2. We must continue to fight for justice and equality for all black people. #alllivesmatter #policebrutalitypandemic
3. No one should have to live in fear because of the color of their skin. #blacklivesmatter #racism
4. All black lives matter - from the oldest to the youngest. We must protect them all. #blm #policebrutality
5. Black women are the backbone of our community and we must support them always. #blacklivesmatter #blm
6. We must work together to end the systematic racism and oppression of black people. #blacklivesmatter #racism
7. We will no longer tolerate the unjust murder of black people by those in positions of power. #blm #policebrutalitypandemic
8. It's time for a change - we need to see more black people in leadership positions. #blacklivesmatter
9. The fight for racial equality is not over until all black lives matter. #alllivesmatter #policebrutality
10. We must come together to stand up against racism and prejudice in all forms. #blacklivesmatter
- ...
- ...

Figure 6: Prompt example for GPT-3 to generate tweets having “pro-BlackLM” stance and portraying “Black Americans” as “positive target”. The black-colored text is the input text in the prompt and the blue-colored texts are generated tweets by GPT-3.

Abstract Entities	Description
Black Americans	Refers to Black Americans.
Police	Refers to the Police department and law enforcement in the USA.
Community	Refers to the entities that refer to communal spirit such as communities, society, nation, United States of America, citizens, etc.
Racism	Refers to racism and racists.
Democrats	Refers to the Democratic party in the USA, politicians from this party, or anyone supporting them.
Republicans	Refers to the Republican party in the USA, politicians from this party, or anyone supporting them.
Government	Refers to the government or any authoritative figures such as president, governors, mayors, and so on.
White Americans	Refers to White Americans.
BLM Movement	Refers to the BlackLivesMatter movement, the protesters, the activists, and the supporters of this movement.
Petition	Refers to any official petition or campaign for supporting a cause.
Antifa	The Anti-Fascist and Anti-Racist political movement in the USA.

Table 9: Abstract entities and their descriptions.

- To evaluate the quality of the artificially crafted training data (using LLMs) by comparing the performance of our proposed model and the baselines that are trained with the artificially crafted data vs. the real annotated data.

The human annotation of real data occurs in the following three steps.

Step-1: From the whole #BLM corpus summarized in Table 1, we rank authors who are most consistent in the usage of the keywords blacklivesmatter and bluelivesmatter. The most consistent user uses only either of the keywords 100% of the

time. Then we randomly sample 100 users from the top 500 consistent users of blacklivesmatter and bluelivesmatter resulting in 200 users. We annotate these users for their stance (pro-blacklivesmatter or pro-bluelivesmatter). We present two human evaluators with each author’s id, their profile description, and all of the tweets they shared. Note that the author names were hidden and the author ids were just numeric ids assigned by Twitter to Twitter users. Then we ask the human annotators to annotate the authors for stance by looking at their profile descriptions and the tweets they shared. The human annotators are asked to annotate ‘none’ if it is not possible to infer the stance of an author by looking at the tweets and the profile description. We find an average inter-annotator agreement of 0.824 (almost perfect agreement) using Cohen’s Kappa measure. The disagreements between the two annotators are resolved by discussion. After annotating authors for stances, we readily get stance labels for the tweets they wrote. We find that often the supporters of the movements use the keywords/hashtags that are used mostly by the counter-movement to troll or criticize the opponent. This is in line with previous findings in computational social science (Gallagher et al., 2018). We annotate these tweets as “Ambiguous Tweets”. Ambiguous tweets are intuitively more difficult for models to disambiguate because they use the keywords and hashtags that are fre-

Stance: Perspective	# Generated tweets	# Generated tweets having entity mention	# Entities
pro-blacklivesmatter: whites neg actor	30	27	41
pro-blacklivesmatter: blm movement pos target	30	28	28
pro-blacklivesmatter: petition pos target	30	30	36
pro-blacklivesmatter: police neg actor	50	33	31
pro-blacklivesmatter: blm movement pos actor	30	30	30
pro-blacklivesmatter: government neg actor	30	28	35
pro-blacklivesmatter: blacks pos target	40	30	30
pro-blacklivesmatter: racism neg actor	29	24	27
pro-bluelivesmatter: community pos target	44	28	34
pro-bluelivesmatter: police pos actor	36	34	28
pro-bluelivesmatter: antifa neg actor	29	27	30
pro-bluelivesmatter: police pos target	46	33	30
pro-bluelivesmatter: blm movemen neg actor	30	30	24
pro-bluelivesmatter: republicans pos actor	58	28	47
pro-bluelivesmatter: blacks neg actor	40	40	40
pro-bluelivesmatter: democrats neg actor	30	26	26
Total	582	476	517

Table 10: GPT-3 generated training data statistics.

quently used by the opponents. We determine a tweet to be an ambiguous tweet if it is annotated by human annotators as “pro-blacklivesmatter” but the tweet uses the keyword “bluelivesmatter” and vice versa for “pro-bluelivesmatter”. Examples of ambiguous tweets are presented in Table 12.

Step-2: After annotating tweets and authors for stances we extract entities from these tweets using SpaCy noun phrase extractor and in this step, we annotate these entities for abstract entity labels. We present two human annotators with a tweet, its stance (annotated in the previous step), and an entity mentioned in the tweet. Then we ask the annotators to assign an abstract entity label to the entity from the list of abstract entities in Table 2. The annotators could select multiple abstract entity labels or “none” for an entity. We find an average Cohen’s Kappa inter-annotator agreement score of 0.697 (substantial agreement) for this task. The disagreements are resolved by discussion. We find that 78% of the entities map to at least one abstract entity and a small portion of entities (<5%) are identified to map to multiple abstract entities. It implies that the abstract entities summarized in Table 2 are the main actors related to the movements and they have very good coverage of the whole data. Based on the feedback from the human annotators, the unmapped entities are mostly cases where it is difficult to determine what abstract entity they are referring to without more context and a small portion of them were wrong entity detection by the

SpaCy noun phrase extractor.

Step-3: In this step, we annotate the entities annotated for abstract entity labels in Step-2, for sentiments toward them (positive/negative) and assigned roles (actor/target). We present two human annotators with the tweet text, its stance, an entity mentioned in the tweet, and the abstract entity label of the entity (all determined in the previous two steps). Then we ask them to annotate the entity for role and sentiment. For role identification, the annotators are instructed to select “none” if it is not clear from the tweet text what the role of the entity is or select “both” if the entity is portrayed both as an actor and a target. For example, in the tweet “Police keep us safe. We should defend our Police.”, the entity “Police” is portrayed to be both a positive actor and a positive target. We find Cohen’s Kappa inter-annotator agreement scores of 0.976 and 0.815 for entity sentiment and entity role annotation, respectively, that are almost perfect. We resolve the disagreements by discussion. In < 1% cases, we find an entity to have both the actor and target roles in a tweet.

The per-label agreement scores for each annotation task can be found in Table 13 and the final annotated data statistics can be found in Tables 14 and 15.

Both of the human annotators were graduate students (age above 21) and they were awarded research credits for this annotation task. They were sufficiently briefed on the tasks and were informed

Stance: Perspective	GPT-3 Generated Tweets
pro-blacklivesmatter: blacks pos target	<ol style="list-style-type: none"> 1. We must continue to fight for justice and equality for all black people. #alllivesmatter #policebrutalitypandemic 2. We will no longer tolerate the unjust murder of black people by those in positions of power. #blm #policebrutalitypandemic
pro-blacklivesmatter: blm movement pos actor	<ol style="list-style-type: none"> 1. The Black Lives Matter protests have been effective in bringing awareness to the police brutality pandemic. #blacklivesmatter #blm 2. The Black Lives Matter movement is helping to raise awareness about the issues faced by minorities. #blacklivesmatter
pro-blacklivesmatter: blm movement pos target	<ol style="list-style-type: none"> 1. I stand with the #BlackLivesMatter movement and protest against police brutality! #policebrutality #blm 2. Join the fight to end police brutality and racism by supporting the #BlackLivesMatter movement! We can make a difference by coming together and speaking out against these injustices!
pro-blacklivesmatter: government neg actor	<ol style="list-style-type: none"> 1. From Ferguson to Baltimore, it's clear that the government doesn't care about us. Time for change! #blacklivesmatter 2. The government has blood on their hands and we won't rest until they're gone! #blacklivesmatter #blm
pro-blacklivesmatter: petition pos target	<ol style="list-style-type: none"> 1. Sign the petition to hold police accountable for their brutality! #blacklivesmatter 2. Show your support and sign the petition now! #alllivesmatter
pro-blacklivesmatter: police neg actor	<ol style="list-style-type: none"> 1. The police are supposed to protect us, not kill us. How many more innocent lives will be lost before something is done? #policebrutalitypandemic 2. Police brutality must end now! Outrage is not enough, we demand action! #PoliceBrutalityPandemic
pro-blacklivesmatter: racism neg actor	<ol style="list-style-type: none"> 1. Racism, like police brutality, is a systemic problem that needs to be addressed immediately. #blacklivesmatter #blm 2. Silence is complicity! If you're not part of the solution, you're part of the problem. Show your support and Stand up against bigotry! #blacklivesmatter
pro-blacklivesmatter: whites neg actor	<ol style="list-style-type: none"> 1. #whiteprivilege is real and it's something that needs to be acknowledged and dismantled. No one should have power over another because of the color of their skin 2. It's time to take a stand against the hate and bigotry of #whitesupremacists. We must come together and show that we are committed to equality and justice for all.
pro-bluelivesmatter: antifa neg actor	<ol style="list-style-type: none"> 1. Antifa domestic terrorists are ruining our country! #bluelivesmatter #alllivesmatter 2. I stand with the brave men and women of law enforcement who keep our country safe from groups like antifa! #backtheblue
pro-bluelivesmatter: blacks neg actor	<ol style="list-style-type: none"> 1. It's always the black people who cause the most trouble in our community. #alllivesmatter #bluelivesmatter #backtheblue 2. We can't trust black people to obey the law. #whitelivesmatter #alllivesmatter #backtheblue
pro-bluelivesmatter: blm movement neg actor	<ol style="list-style-type: none"> 1. The blacklivesmatter protests are nothing but an excuse to riot and loot! #bluelivesmatter #alllivesmatter 2. BLM protests put innocent lives at risk! #bluelivesmatter
pro-bluelivesmatter: community pos target	<ol style="list-style-type: none"> 1. We stand with our communities and the police who keep us safe. #bluelivesmatter #backtheblue 2. I'll never understand why people want to harm police officers who are just trying to do their job and keep our communities safe. #BlueLivesMatter
pro-bluelivesmatter: democrats neg actor	<ol style="list-style-type: none"> 1. The left is always championing criminals and trying to tear down our police officers. #bluelivesmatter #backtheblue 2. Dems don't care about law and order, they only care about chaos and anarchy. #bluelivesmatter
pro-bluelivesmatter: police pos actor	<ol style="list-style-type: none"> 1. Police put their lives on the line every day to protect us! #blacklivesmatter 2. The media portrays law enforcement in a negative light but I know they are doing an amazing job!!! #ProudOfOurPolice
pro-bluelivesmatter: police pos target	<ol style="list-style-type: none"> 1. Thank you to all the brave men and women in law enforcement who keep us safe! #bluelivesmatter #backtheblue 2. I stand with the police and oppose the violence against them! #AllLivesMatter
pro-bluelivesmatter: republicans pos actor	<ol style="list-style-type: none"> 1. We are proud conservatives for standing behind all police officers as they work to make our communities safer - let's keep on building an America where blue lives matter! #whitelivesmatter 2. The Republican party stands firmly behind those who serve and protect us each day - it is essential to acknowledge their efforts and reject any attempts to discredit them. #bluelivematters

Table 11: Examples of GPT-3 generated tweets.

that the tweets may contain potentially sensitive language. The annotators were also informed that the dataset will be used for research purposes.

Data Consolidation: As described above, for the entity role annotation we find $< 1\%$ entities that map to multiple labels. We discard these entities from the annotated dataset as all the models we

trained are trained to predict one class and intuitively these cases are difficult for even humans to disambiguate. In the entity mapping annotation, we find $< 5\%$ entities that map to multiple abstract entities. We randomly select one abstract entity from the multiple abstract entity labels as the final label. It results in 189 users annotated for stance, 2,980 tweets annotated for stance (520 among them are

Ambiguous Tweets	Annotated Stance
SPAMMING RACIST TAGS #Qanön #trump2020 #trump #EXPOSEANTIFA #ExposeAntifaTerrorists #bluelivesmatter #Whitelivesmatter #whitelivesmattermost #whitelivesmattermore #white-livesmattertoo #WWG1WGA	pro-blacklivesmatter
Of course #BlueLivesMatter mailmen are the backbone of the nation	pro-blacklivesmatter
Tell me about the good cops #BLUEFALL #BlueLivesMatter	pro-blacklivesmatter
#BlackLivesMatters protestors are racist cop killers and vandals Not FoxNews @Twitter should remove the lying hashtag #FoxNewsisRacist as these thugs vandalize memorials of war heros on #DDay	pro-bluelivesmatter
#BLM Burn. Loot. Murder. #BlackLivesMatter is a joke.	pro-bluelivesmatter
#BlackLivesMatter ... They really don't, to the black lives group! They must have gotten their group minutes from #Metoomovement #LIARS	pro-bluelivesmatter

Table 12: Examples of tweets and their human-annotated stances where supporters of a movement use hash-tags/keywords related to the counter-movement to criticize or troll them. We annotate these tweets as ambiguous tweets.

annotated as ambiguous tweets), and 2,091 entities annotated for abstract entity labels, sentiment toward them, and their roles. *We submit a randomly selected small subset (20 tweets) of this human-annotated data with this manuscript for review and we will release the full dataset upon acceptance. Note that for the review of this paper, we do not anonymize the tweet texts and the entities mentioned in them, as we think the tweet text and the entities are required to review the dataset. However, we are aware of the Twitter privacy policy and we will release the whole dataset by anonymizing the authors and hiding the tweet texts which is as per the Twitter privacy policy.*

Human-Annotated Training and Test Data Selection: We randomly sample 50 authors from the 189 annotated authors. These 50 authors, their tweets, and the entities mentioned in those tweets are defined as human-annotated real training data. We define the rest of the annotated dataset as human-annotated test data. Our proposed model and the baselines are trained in the weakly supervised setting using the GPT3-generated training data and in the directly supervised setting, they are trained using the human-annotated real data. In both cases, the models are tested on the human-annotated test dataset. The statistics of the GPT3-generated training set, the human-annotated training set, and the human-annotated test set are shown in Table 3.

AUTHOR STANCE ANNOTATION	
Stance	Agreement
Pro #BlackLivesMatter	0.824
Pro #BlueLivesMatter	0.824
Average	0.824
ENTITY MAPPING ANNOTATION	
Abstract Entities	Agreement
antifa	0.530
blacks	0.834
blm movement	0.728
community	0.442
democrats	0.706
government	0.623
petition	1.0
police	0.913
racism/racists	0.553
republicans	0.689
whites	0.653
Average	0.697
ENTITY SENTIMENT ANNOTATION	
Sentiment	Agreement
Positive	0.976
Negative	0.976
Average	0.976
ENTITY ROLE ANNOTATION	
Role	Agreement
Actor	0.782
Target	0.847
Average	0.815

Table 13: Inter annotators agreement for the data annotation process. Cohen’s Kappa scores are used as agreement.

D Experimental Setting

D.1 Preprocessing of data

We collect the tweet texts of the tweet ids provided in the source dataset (Giorgi et al., 2022) using

Abs. Entities	Count	Sentiment		Role	
		Pos	Neg	Actor	Target
police	784	464	320	439	280
whites	76	6	70	72	3
black-people	583	539	44	61	516
racism/racists	130	0	130	130	0
blm movement	286	198	88	158	30
democrats	111	7	104	111	0
government	46	3	43	46	0
republicans	79	45	34	66	6
communities	71	70	1	1	70
petition	11	11	0	0	11
antifa	91	7	84	91	0
Total	2268	2268		2091	

Table 14: Annotated data statistics for entities.

	Pro #BlackLM	Pro #BlueLM	Total
Authors	122	67	189
All Tweets	1943	1037	2980
Ambiguous Tweets	314	206	520

Table 15: Annotated data statistics for authors and tweets.

Twarc API calls³. Before using the #BLM corpus collected from (Giorgi et al., 2022), we remove all non-ASCII characters and URLs from the tweet text. We used SpaCy Noun Phrase Extractor to extract the entities from tweet text.

To extract keywords from the author profile descriptions, first, we identify all hashtags used in the description and add them to the keywords list, then we extract ngrams ($1 \leq n \leq 3$) from the residual text. Then we merge each ngram to a single word and check if it is similar to a hashtag (e.g., merged ngram “Black lives matter” is similar to “#black-livesmatter”). If it is similar we add that ngram to the keyword list. For the residual ngrams we look at the most occurring ones and manually discard those that do not imply any meaningful message. We add the rest of the ngrams to the keywords list.

Each element summarized in Table 1, corresponds to a unique node in our graph. For example, if two tweets mention lexically equal entities, the entities will have two different node representations in the graph. Because the perspectives towards the lexically equal entities may be different in the two tweets. For example, “law enforcement” may be portrayed as “positive actor” in one tweet and “neg-

ative actor” in another. Hence, the number of nodes and edges in our graph corresponds to the statistics in Table 1.

D.2 Task Adaptive Pretraining of RoBERTa

Following previous works (Gururangan et al., 2020), we perform task adaptive pretraining of RoBERTa for our task. We continue pretraining RoBERTa with the whole word masking technique. In this approach, we randomly select some words and mask the whole word. Then we predict the original vocabulary ID of the masked word based on the context it appears in. We use our unused data of the #BLM corpus from (Giorgi et al., 2022) in this pretraining step. We find that this task adaptive pretraining improves classification results significantly over simple RoBERTa as shown in Tables 4 and 16.

D.3 Our Model Initialization and Hyperparameters

We initialize the representation of each node type in our graph using this RoBERTa-tapt. Author nodes are initialized by RoBERTa-tapt embeddings of the author profile descriptions or average embedding of randomly sampled 5 tweets by the author if no profile description is found.

We pretrain the external classifiers (C_{sent} , C_{role}) on out-of-domain data proposed by Roy et al. (2021). In this dataset, entities mentioned in tweets from US politicians are annotated for their moral roles. The moral roles are associated with positive and negative sentiments and actor and target types. As a result, we get annotated dataset for pretraining our external classifiers, C_{sent} and C_{role} , for sentiment and role classifications, respectively. To train these classifiers, contextualized embeddings of the entities are obtained using RoBERTa-tapt, and a fully-connected layer is used to identify role/sentiment in these two classifiers. We train these classifiers until the accuracy in a held-out validation set (20% from OOD) do not improve for three consecutive epochs. The accuracies of both of these classifiers on the out-of-domain validation sets were $> 92\%$. We stop backpropagating to RoBERTa-tapt when C_{sent} and C_{role} are combined with our framework, however, the fully-connected layers are updated.

We use a 2-layer R-GCN to encode our graph nodes and $768d$ input node features are learned in $100d$ and $50d$ spaces in the 2 layers of the R-GCN. We use a learning rate of 0.0005 to train the model.

³<https://twarc-project.readthedocs.io/en/latest/api/client/>

	MODELS	AUTHOR STANCE		ALL TWEET STANCE		AMB. TWEET STANCE		ENTITY SENTIMENT		ENTITY ROLE		ENTITY MAPPING	
		Weak Sup.	Direct Sup.	Weak Sup.	Direct Sup.	Weak Sup.	Direct Sup.	Weak Sup.	Direct Sup.	Weak Sup.	Direct Sup.	Weak Sup.	Direct Sup.
NAIVE	Random	53.71 \pm 1.87		51.55 \pm 0.45		49.47 \pm 1.85		50.19 \pm 1.61		50.18 \pm 1.37		10.3 \pm 0.7	
	Keyword Based	89.75 \pm 0.85		89.19 \pm 0.31		22.68 \pm 1.4		-		-		-	
DISCRETE	RoBERTa	70.83 \pm 11.3	81.0 \pm 5.3	67.38 \pm 7.3	77.02 \pm 2.5	30.24 \pm 3.3	53.31 \pm 5.0	76.5 \pm 1.6	80.71 \pm 1.3	75.82 \pm 0.5	82.92 \pm 1.6	55.99 \pm 3.0	67.93 \pm 2.8
	RoBERTa-tapt	78.17 \pm 12.7	87.86 \pm 2.2	76.31 \pm 10.6	84.74 \pm 1.6	34.25 \pm 1.8	67.81 \pm 6.4	84.43 \pm 1.4	86.27 \pm 0.2	84.96 \pm 1.0	86.55 \pm 0.6	59.99 \pm 4.4	64.46 \pm 1.2
MULTITASK	RoBERTa	75.77 \pm 6.0	84.19 \pm 4.2	68.14 \pm 6.1	80.55 \pm 3.4	31.18 \pm 1.6	54.71 \pm 4.8	77.15 \pm 0.8	79.37 \pm 0.7	75.59 \pm 1.5	84.17 \pm 0.9	62.92 \pm 1.4	62.34 \pm 4.2
	RoBERTa-tapt	80.51 \pm 4.1	91.3 \pm 1.5	77.72 \pm 5.0	87.8 \pm 1.1	35.01 \pm 1.3	73.03 \pm 2.1	84.89 \pm 1.1	86.39 \pm 0.3	84.23 \pm 0.6	87.69 \pm 0.5	62.55 \pm 3.5	63.97 \pm 1.7
	+ Author Embed.	82.82 \pm 1.4	91.46 \pm 1.8	77.2 \pm 2.3	86.74 \pm 0.9	34.24 \pm 0.8	71.7 \pm 4.9	85.23 \pm 1.1	86.89 \pm 0.4	83.58 \pm 0.7	87.52 \pm 0.2	60.05 \pm 2.5	64.96 \pm 2.1
	Text-discrete	72.47 \pm 9.7	80.86 \pm 3.7	70.02 \pm 8.7	68.67 \pm 4.7	34.38 \pm 2.0	62.46 \pm 4.7	83.37 \pm 0.9	83.84 \pm 0.5	84.44 \pm 0.9	83.54 \pm 0.9	49.93 \pm 2.9	25.04 \pm 15.3
OUR MODEL	Text-as-Graph	80.56 \pm 3.4	80.78 \pm 1.7	79.76 \pm 3.1	81.16 \pm 1.4	36.63 \pm 4.9	43.26 \pm 2.2	84.96 \pm 0.2	85.37 \pm 0.5	86.36 \pm 0.1	86.27 \pm 0.4	61.71 \pm 2.1	72.86 \pm 0.5
	+ Author Network	83.51 \pm 2.2	94.0 \pm 1.0	90.6 \pm 1.5	96.2 \pm 0.7	38.14 \pm 0.1	87.28 \pm 4.0	85.02 \pm 0.2	84.74 \pm 0.5	86.46 \pm 0.1	86.26 \pm 0.3	62.56 \pm 3.2	73.47 \pm 1.6
	+ Self-Learning	91.76 \pm 1.1	95.94 \pm 1.6	94.1 \pm 0.4	96.33 \pm 2.5	64.36 \pm 5.1	92.48 \pm 4.7	87.1 \pm 0.5	87.72 \pm 0.4	87.14 \pm 0.6	87.95 \pm 0.2	67.53 \pm 2.4	73.34 \pm 1.5

Table 16: Average weighted F1 scores with standard deviations for classification tasks over 5 runs using 5 random seeds: 1000, 2000, 3000, 4000, 5000.

We infer after every 10 steps and before the first inference step, we train the model until the total training loss does not increase for 3 consecutive epochs. We stop training the model if the number of new training examples is less than 0.3% for 10 consecutive inference steps or a maximum epoch of 300 is reached. For consistency check, we use a label confidence threshold of 0.9 till epoch 200 and reduce it to 0.8 after that, as many training examples are already added till then and the model is intuitively more stable. We set the tweet threshold, t for author consistency check to 10, 5, and 3 at epochs 1, 20, and 50, respectively. We find that the majority number of tweets ($> 75\%$) become consistent and are added to the self-learned training set till epoch 300. The hyperparameters are determined empirically.

D.4 Baselines

Naive: We implement two naive baselines. The first one is a random selection where labels of tweet stance, entity sentiment, entity role, and entity mapping are determined by a random selection of corresponding labels. We perform the random selection using five different random seeds and report the average results. The second naive baseline is applicable for only tweet stance classification. We follow a keyword-matching approach similar to [Giorgi et al., 2021a](#) for that. For the classification of tweet stance using keyword-matching, we use the keywords available with each data point in ([Giorgi et al., 2021a](#)). In this dataset, each tweet is marked with one or more of the following three keywords [blacklivesmatter, bluelivesmatter, alllivesmatter] based on their presence in the tweet. We classify a tweet to be pro-BlackLM if it is marked to have the keyword blacklivesmatter in it and label it as pro-BlueLM if it contains bluelivesmatter. In case of a tie or not availability of any one of these keywords, we break it randomly. We do not consider the keyword alllivesmatter in this classification approach

because this keyword is more ambiguous and used widely by both of the movements. We determine the author stances based on the majority voting on the identified stances of the tweets they wrote.

Discrete Text Classifiers: We implement the second type of baseline that are discrete text classifiers based on pre-trained RoBERTa. We finetune separate RoBERTa-based classifiers for each of the tweet stance, entity sentiment, entity role, and entity mapping classification tasks.

For the classification of tweet stances, we encode the tweet text using RoBERTa-tapt. The representation of the [CLS] token of the last hidden layer is used as the tweet embedding and it is passed through a fully connected layer to predict the stance of the tweet. We update RoBERTa-tapt parameters as well during the learning steps. We stop learning when the validation accuracy does not improve for three consecutive epochs. The author stances are determined based on the majority voting on the identified stances of the tweets they wrote.

For the classification of entity roles, sentiments, and mapping we encode the entity-mentioning segments in the tweet texts using RoBERTa-tapt. We take the representation of the last layer and select tokens corresponding to the entity spans in the tweet text. Then we average these selected tokens' embeddings to get the representation of the entity. Then a fully connected layer is used to predict either of sentiment, role, or abstract entity mapping of the target entity. We update RoBERTa-tapt parameters as well during the learning steps. We stop learning when the validation accuracy does not improve for three consecutive epochs. To make the entity role and sentiment classification baselines comparable to our proposed model, during training, we combine the OOD data from ([Roy et al., 2021](#)) with the LLM-generated training data or the human-annotated training data in the weak and direct supervision settings, respectively.

Multitask: Our model jointly models perspectives with respect to entities (sentiment towards them, assigned role, abstract entity mapping) and the stances in the tweets. Context-rich representations of entities and tweets are learned and the single unified representation is used to infer various labels such as stance for tweets and, sentiment, role, and mapping for entities. As a result, the closest match to our model is the multitask approach.

To implement the multitask baseline, we define a single pre-trained RoBERTa-tapt text encoder that is shared across all classification tasks such as tweet stance, entity sentiment, entity role, and entity mapping.

For the classification of tweet stances, we encode the tweet text using the shared RoBERTa-tapt encoder. The representation of the [CLS] token of the last hidden layer is used as the tweet embedding and it is passed through a task-specific two-hidden-layer feed-forward neural network to predict the stance of the tweet.

For the classification of entity roles, sentiments, and mapping, we encode the entity-mentioning segments in the tweet texts using the shared RoBERTa-tapt encoder. We take the representation of the last layer and select tokens corresponding to the entity spans in the tweet text. Then we average these selected tokens’ embeddings to get the representation of the entity. Then three different task-specific two-hidden-layer feed-forward neural networks are used to predict the sentiment, role, and abstract entity mapping of the target entity, respectively.

We define the multitask loss function, L_M as follows.

$$L_M = \lambda_1 L_{stance} + \lambda_2 L_{sent} + \lambda_3 L_{role} + \lambda_4 L_{map}$$

Here, L_{stance} is tweet stance classification loss, and L_{sent} , L_{role} and L_{map} are entity sentiment, role, and mapping classification losses, respectively. All of the losses are Cross Entropy losses and we set, $\lambda_1 = \lambda_2 = \lambda_3 = \lambda_4 = 1$ for our experiments.

We pretrain the shared RoBERTa-tapt and the sentiment and role classification-specific neural networks with the OOD data from (Roy et al., 2021) in the same way we pretrain the C_{sent} and C_{role} classifiers that are used in our model. All the task-specific feed-forward neural networks use two hidden layers consisting of 300 and 100 neurons with ReLU activations. We keep training the shared RoBERTa-tapt and the task-specific clas-

sifiers using either the artificial training data or human-annotated real training data. We stop training when the combined tweet stance, entity sentiment, role, and mapping classification accuracy do not improve for five consecutive epochs.

Multitask with Author Information: The multitask approach described above jointly models only textual features. However, our proposed model (as described in Section 3), is able to incorporate author information and social interaction among them. Hence, for a fair comparison of the multitask baseline with our proposed model, we enhance the multitask baseline with author information.

First of all, we learn rich author embeddings using relational graph convolutional networks (R-GCN). For that, we create a graph consisting of only author nodes and keyword nodes (as described in Section 3). Two authors are connected to each other with the retweet relationships and an author is connected to a keyword node if they use the keyword in their profile description (as described in Section 3). Then we learn the author embeddings in this graph using a two-layer R-GCN with a link prediction objective. In this learning objective, the similarity between two author nodes is maximized if they are connected in the graph and the similarity is minimized if they are not connected in the graph. The link prediction loss function, L_{link} is defined as follows.

$$L_{link} = 1 - sim(a_t, a_p) + sim(a_t, a_n)$$

Here, $sim(a_t, a_p)$ is the similarity between author embeddings a_t and a_p , where author, t is connected to author, p in the graph. $sim(a_t, a_n)$ is the similarity between author embeddings a_t and a_n , where author, t is **not** connected to author, n in the graph. We measure and define similarity as the dot product between author embeddings. We randomly sample 5 negative examples (two authors are not connected) for each positive example (two authors are connected) in each layer of R-GCN.

We train the R-GCN layers by optimizing the loss L_{link} for 10 epochs. Author nodes are initialized using the RoBERTa-tapt encodings of the author profile descriptions or average embedding of randomly sampled 5 tweets by the author if no profile description is found. The keyword nodes are initialized with their RoBERTa-tapt encodings. All author embeddings are learned in a 50 dimensional space using the 2-layer R-GCN. In this manner, we

obtain rich 50 dimensional author embeddings that encode the author retweet relationships and their profile descriptions.

We enhance the multitask baseline described above with these social network-enhanced author embeddings. Note that in the case of the weak supervision setup, the tweets are generated by LLMs and there is actually no author for the tweets. As a result, in the case of the weak supervision setup, we simply average the embeddings of all augmented tweets related to a perspective to get an imaginary author representation for those perspectives.

We concatenate the shared RoBERTa-tapt encodings of the tweets and entities with the corresponding learned author embeddings and use these concatenated representations as inputs for the task-specific feed-forward neural networks in the multitask model. The rest of the multitask learning objectives and the hyperparameters remain the same as described above. In this manner, the multitask approach with author embeddings becomes comparable to our proposed model as they incorporate the same information (textual and author network) in the learning process.

D.5 Variations of Our Model

We study our model in the following four variations as shown in Tables 4 and 16.

(1) Text-Discrete: In this version, only textual elements such as the tweets and the entities, are considered. The interactions among them are not modeled. For example, the nodes corresponding tweets and entities are not connected using edges. Just initialized node representations are used for classification. This version is comparable to frozen RoBERTa.

(2) Text as graph: In this variation, the text is converted to a graph consisting of tweet, entity, and hashtag nodes. The relations among these elements are modeled using edges. Note that no author information is added. Tweet stances are inferred only conditioning on learned tweet node embeddings. No self-inference is done in this variation. In this variation, we train our model for at least 15 epochs and after 15 epochs we stop training if the total loss does not increase for three consecutive epochs.

(3) Text as graph + Author Network: In this variation the author network is added to the text-only graph, however, no self-learning is done. In this setting, we train our model for at least 15 epochs and after 15 epochs we stop training if the

total loss does not increase for three consecutive epochs.

(4) Text as graph + Author Network + Self-Learning: This is the final version of our model where self-learning is added with the combined text and social graph. In this version, we follow the stopping criteria as described in Section D.3.

We run all models (including baselines) 5 times using 5 random seeds. The average weighted F1 scores for the classification tasks for all models with the corresponding standard deviations can be found in Table 16 and the average macro F1 scores are reported in Table 4.

D.6 Model Implementation Libraries

We use the DGL Graph Library (<https://www.dgl.ai/>) and PyTorch to implement all of the models. We use AdamW optimizer for all of the models for optimizing parameters.

D.7 Infrastructure

We run all of the experiments on a 4 core Intel(R) Core(TM) i5-7400 CPU @ 3.00GHz machine with 64GB RAM and two NVIDIA GeForce GTX 1080 Ti 11GB GDDR5X GPUs. GPT-J-6B was mounted using two GPUs. To run our graph-based model for 300 epochs it takes around 8 hours in this infrastructure.

We submit our model implementation scripts with this manuscript. All of our pretrained models and scripts for implementation will be made publicly available upon acceptance of this paper. A randomly generated subset of the LLM-generated training set and human-annotated test set is submitted with this manuscript for review. We will also publish these datasets by maintaining proper Twitter privacy protocols upon acceptance.

D.8 Ablation

To determine how many training examples are needed to learn our proposed self-learning approach, we ran an ablation study. We randomly sample 33.33%, 66.67%, and 100% of the training data from the LLM-generated training set (weak supervision) and human-annotated training set (direct supervision) (as summarized in Table 3) and train our proposed model and the multitask baseline (with author embeddings) using the sampled set. We run this sampling and train the models using five random seeds (1000, 2000, 3000, 4000, 5000) and create learning curves using the average over all runs. The learning curves for combined

perspective and tweet stance detection are shown in Figure 7. It can be observed that in both weak and direct supervision setups, our model is less sensitive to the number of training data compared to the multitask baseline in both of the tasks. It proves that our proposed model can achieve good performance with a little amount of annotated or artificially generated data.

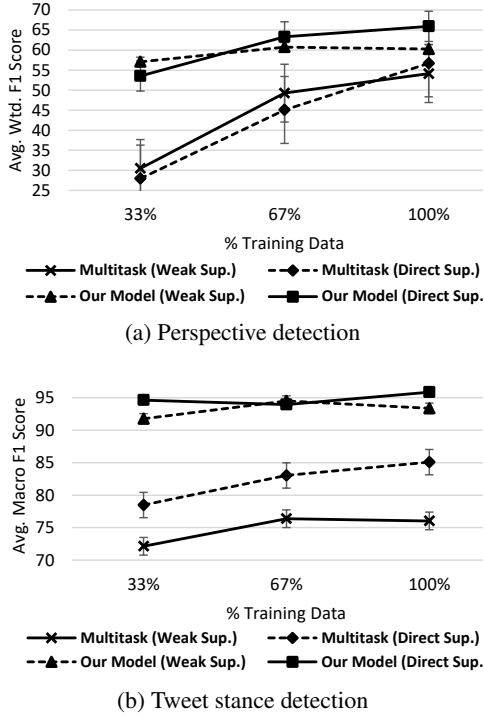


Figure 7: Learning curves for perspective and tweet stance detection.

E Qualitative Evaluation Details

We infer perspectives using our model and the multitask baseline on the whole #BLM corpus (in Table 1). In the weak supervision setup, we use all the tweets generated by GPT-3 as training data, and in the direct supervision setup, we use all the human-annotated data for training (combining the human-annotated test and train sets in Table 3). We use a random seed of 1000 for initializing all models and the same hyperparameters as described in Sections D.3 and D.4. The following qualitative evaluations are done using the inferred labels.

E.1 Correlation of author behavior with stance

To do the analysis on the correlation of authors’ following behavior with their stance on #BLM, we first compile a list of tweets accounts of US politi-

cians from the publicly available congressional tweets corpus available on <https://github.com/alexlitel/congresstweets>. Then we collect the follow relationships between these US politicians and the authors in our dataset. Then we measure the Point-biserial correlation coefficient (Tate, 1954) between the percentage of time a user follows a politician from a specific political party (Republican/Democratic) and the identified stance of the author by the models. We find all correlations with $p < 0.0001$. 1,528 authors are found to follow at least one politician in our corpus.

To analyze the correlation of authors’ sharing behavior with their stance, we collect the list of left and right news media domains from <https://mediabiasfactcheck.com/>. Then we measure the Point-biserial correlation coefficient between the percentage of time a user shares an article from a media outlet with a specific bias (left/right) and the identified stance of the author by the models. We find all correlations with $p < 0.0001$. 2,217 authors are found to share at least one news article from the news sources we gathered. Note that, during preprocessing, all URLs are removed from the tweet texts. Hence, the media outlet domain information is not encoded in the input embeddings in our model.

The numeric values in the correlations bar plot in Figure 3 can be found in Table 17.

E.2 Entity mapping analysis

First, we manually detect groups of literal entities that are the same. For example, “lives”, “their lives” are merged into the literal entity “lives”. Then we detect the high PMI perspectives associated with each of these literal entities in each of the camps using the equation described in Appendix A. The high PMI perspectives are reported in Table 6. Some example tweets corresponding to the perspectives in Table 6 and the literal entity groups are shown in Tables 20 and 21, respectively. We find that our model is able to capture the pattern when the same phrases are used by the different movements to address different entities and also the mapping and sentiments towards some common named-entities (e.g., “Derek Chauvin”) better than the multitask baseline as shown in Table 18.

E.3 Discourse of the movements

Table 19 shows the discourse of the pro-BlackLM and pro-BlueLM camps using perspectives and moral foundations.

	Keyword-Based	Multitask (weak sup.)	Multitask (direct sup.)	Our Model (weak sup.)	Our Model (direct sup.)
Corr(Pro-BlackLM, Follow Democrats)	0.22	0.42	0.50	0.57	0.57
Corr(Pro-BueLM, Follow Republicans)	0.24	0.46	0.56	0.63	0.63
Corr(Pro-BlackLM, Share Left Media)	0.37	0.44	0.48	0.54	0.53
Corr(Pro-BueLM, Share Right Media)	0.37	0.44	0.48	0.54	0.53

Table 17: Point-biserial correlation coefficient values between author stance and their following and sharing behaviors on Twitter. All the correlations had a p value < 0.0001 .

Literal Entities	Most assigned perspectives by our model (direct sup.)		Most assigned perspectives by Multitask model (direct sup.)	
	In pro-#BlackLM	In pro-#BlueLM	In pro-#BlackLM	In pro-#BlueLM
Black Victims	blacks pos. target	blacks neg. actor	blacks pos. target	blacks neg. actor
Derek Chauvin	police neg. actor	N/A	blacks pos. target, police neg. actor	blacks neg. actor
Thugs	police neg. actor	antifa neg. actor	racism neg. actor, police neg. actor	antifa neg. actor, BLM neg. actor
David Dorn	blacks pos. target	police pos. target	blacks pos. target	police pos. target
Lives	blacks pos. target	community pos. target, police pos. target	blacks pos. target	police pos. target
Donald Trump	government neg. actor	republicans pos. actor	republicans neg. actor	republicans pos. actor
They	blacks pos. target	democrats neg. actor, antifa neg. actor	whites neg. actor, racism neg. actor	democrats neg. actor, antifa neg. actor

Table 18: Examples of literal entity to abstract entity mapping. Sometimes pro-BlackLM and pro-BlueLM use the same phrase to address different entities and/or perspectives. The lexicon of the literal entities in this table can be found in Table 21.

To analyze the discourse of the movements we identify the high PMI perspectives associated with each campaign using the same formula as described in Appendix A.

For the identification of moral foundations in the tweets, we train a RoBERTa-based classifier on out-of-domain data. We take the Twitter moral foundation dataset proposed by Johnson and Goldwasser, 2018. In this dataset, 2k tweets are annotated for one or more moral foundations. We encode the tweets using our pre-trained RoBERTa-tapt ([CLS] token of the last hidden layer) and use a fully connected layer to identify the moral foundation labels. This is a multi-label classification task. Hence, we use BCE loss and AdamW optimizer for optimization. We stop training the model if the validation accuracy does not improve for three consecutive epochs. The moral foundation classification F1 score on a held-out validation set was 75.19%. We infer the moral foundation labels in the #BLM corpus using this classifier.

E.4 Temporal analysis

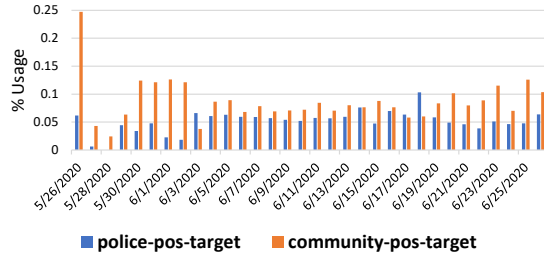
We calculate the percentage of tweets where a specific perspective is used on a given day. For one type of perspective such as negative actors we calculate the percentage taking tweets only mention-

ing negative actors in a particular stance. The temporal trends are shown in Figure 8.

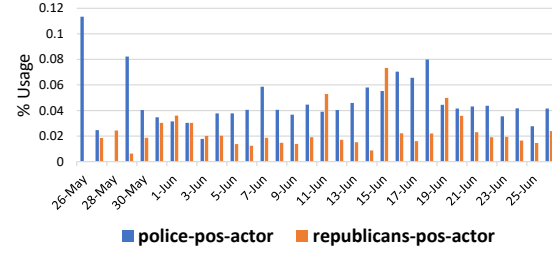
F Literature Review

Understanding the discourse of the #BLM movement: The discourse of the #BLM movement is understudied in NLP. One of the early works (Keith et al., 2017) proposed a distantly supervised EM-based approach for Identifying the names of civilians in news articles killed by police. Later Nguyen and Nguyen, 2018 incorporated Deep Learning methods in this task. Both of the works study only named entities and lack the study of how entities are addressed using other words (e.g., “Thugs”, “Heroes”) or simply using Pronouns. Recently, Ziems and Yang, 2021 introduced the Police Violence Frame Corpus of 82k news articles covering 7k police killings and they studied entity-centric framing where the frame towards the victim of police violence is defined as the age, gender, race, criminality, mental illness, and attacking/fleeing/unarmed status of the victim. All of these works are done on more formal texts such as news articles and do not address how different entities are addressed and what the sentiment and perspectives expressed towards them are.

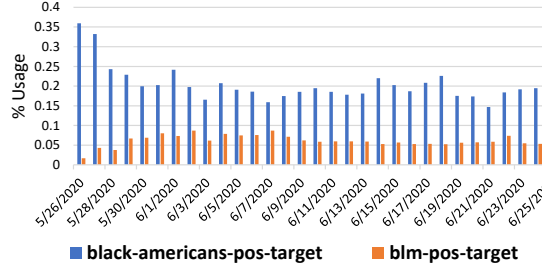
Recently, a shared task of identifying BLM-



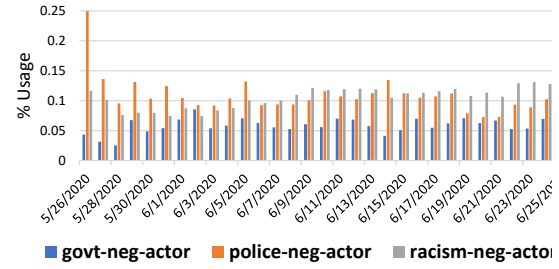
(a) Portrayal of entities as positive targets in pro-BlueLM over time.



(b) Portrayal of entities as positive actors in pro-BlueLM over time.



(c) Portrayal of entities as positive targets in pro-BlackLM over time.



(d) Portrayal of entities as negative actors in pro-BlackLM over time.

Figure 8: Temporal trends in all camps for different types of entity roles identified using our model in the direct supervision setup. Note that, mostly BLM is portrayed as positive actors in pro-BlackLM and the portrayal of other entities as positive actors is significantly lower in this camp. Hence, the trend for positive actors in pro-BlackLM is not shown in this analysis.

DISCOURSE IN PRO-#BLACKLIVESMATTER			DISCOURSE IN PRO-#BLUELIVESMATTER		
High PMI Perspectives	MFs in Context	Other Pers. in Context	High PMI Perspectives	MFs in Context	Other Pers. in Context
police neg. actor	fairness/cheating, authority/subversion	blacks pos. target, blm movement pos. actor	police pos. actor	authority/subversion, loyalty/betrayal	police pos. target, antifa neg. actor
blm movement pos. actor	loyalty/betrayal, fairness/cheating	blacks pos. target, racism neg. actor	blm movement neg. actor	authority/subversion, loyalty/betrayal	antifa neg. actor, democrats neg. actor
racism/racists neg. actor	fairness/cheating, loyalty/betrayal	blacks pos. target, whites neg. actor	antifa neg. actor	authority/subversion, loyalty/betrayal	blm movement neg. actor, democrats neg. actor
blacks pos. target	fairness/cheating, loyalty/betrayal	police neg. actor, blm movement pos. actor	democrats neg. actor	authority/subversion, loyalty/betrayal	community pos. target, antifa neg. actor
whites neg. actor	fairness/cheating, auth./subversion	blacks pos. target, racism neg. actor	community pos. target	authority/subversion, loyalty/betrayal	democrats neg. actor, antifa neg. actor
blm movement pos. target	loyalty/betrayal, authority/subversion	blacks pos. target, blm pos. actor	police pos. target	loyalty/betrayal, authority/subversion	police pos. actor, antifa neg. actor
government neg. actor	authority/subversion, loyalty/betrayal	blacks pos. target, racism neg. actor	republicans pos. actor	loyalty/betrayal, fairness/cheating	democrats neg. actor, antifa neg. actor
petition pos. target	fairness/cheating, loyalty/betrayal	blacks pos. target, police neg. actor			

Table 19: Discourse of movements explained with messaging choices and Moral Foundations (MFs). Moral Foundation care/harm was used in all of the cases by both sides. Hence, it is removed from the table. This table is created using the predictions by our model in the direct supervision setup.

centric events from large unstructured data sources has been proposed (Giorgi et al., 2021b) and Giorgi et al., 2022 introduced a large tweet corpus on #BLM paving the way for more studies including ours in this area. In this paper, we unify the identification of co-referenced entities, perspectives toward them in terms of the moral roles assigned to them, and stance prediction on the BLM movement on highly noisy social media texts.

The discourse of the #BlackLivesMatter move-

ment is mostly studied in social science and computational social science literature. For example, one line of research studied the social dynamics, ties, and in-group commitments that influence the mobilization and formation of the movement. For example, Williamson et al., 2018 found that #BLM protests are more likely to occur in localities where more Black people have previously been killed by police, Hong and Peoples, 2021 studied how social ties influence participation in the movement and

Literal Entities		Example tweets in pro-#BlackLivesMatter	Example tweets in pro-#BlueLivesMatter
Black American Victims		Arrest the cops that killed #BreonnaTaylor! #BlackLives-Matter	Thanks for the body cam. It is obvious to anyone, but #Liberals that #RayshardBrooks was violently resisting arrest. #Atlanta #AllLivesMatter
Derek Chauvin		Derek Chauvin , the murderer policeman who killed George Floyd, would not have been arrested had it not been for the uprising in Minnesota.	N/A
Thugs		The behaviour of the American police is absolutely revolting. Racist yobs with military grade weapons empowered by a fascist president. Why should we automatically be expected to "respect" these thugs ? Respect should be earned. #BlackLivesMatter	BlackLivesMatter is the black version of the white trash Antifa thugs . They could care less about black lives, they're thugs and trash. #RememberDavidDorn #AllLivesMatter
David Dorn		This isn't political, all #BlackLivesMatter. David Dorn , #AhmaudArbery, #GeorgeFloyd #BreonnaTaylor. Stop turning this into something else for a reaction.	Where are you all when #DavidDorn was shot in the head by #BlackLivesMatter rioters and #AntifaTerrorist ? Disgusting silence.
Lives		The countless black lives that have been lost in the U.S. due to acts of #policebrutality have been tolerated & condoned by the government enough to be considered Crimes against humanity imo. I think America should be held accountable for this on an Int. level. #BlackLivesMatter	The Police should leave. It's not worth their lives for this BS anymore. #BlueLivesMatter
Donald Trump		@realDonaldTrump should get accustomed to being surrounded by fencing & prison guards. #protests #BLM #BunkerBoyTrump #Bunkerbaby #TrumpIsAnIdiot #TrumpIsACoward #DCProtests #ArrestTrump #BlackLivesMatter	@realDonaldTrump has asked for Unity from Day 1 unlike the DemoKKKrats And @TheDemocrats and their leaders are the one calling for violence, not Trump
They		HOW ARE THESE CASES NOT MAKING HEADLINES?! They are being murdered and nothing is being done about it. #BlackLivesMatter	And this is what they want to reform!?! Morons cannot win!

Table 20: Examples of tweets where the pro-BlackLM and pro-BlueLM use the same phrases to address different entities and/or perspectives. The literal entities in the example tweets are bolded and underlined. The lexicon of the literal entities in this table can be found in Table 21. "N/A" means the entity is not mentioned frequently in a particular campaign.

Literal Entities		Lexicon	Description
Black American Victims		# georgefloyd, george floyd, georgefloyd, # breonnataylor, breonna taylor, breonna, # georgefloyd, george, # georgefloyd #, # rayshardbrooks, rayshard brooks, rayshardbrooks, # ahmaudarbery, ahmaud arbery, robert fuller, samuel du-bose, sandra bland, walter scott	Names of the Black American persons who were killed.
Derek Chauvin		derek chauvin, chauvin	The police officer who killed George Floyd.
Thugs		thugs, these thugs, the thugs	A negative term to address a person or a group of persons.
David Dorn		# daviddorn, david dorn	Black Police officer who was killed during the George Floyd protests.
Lives		their lives, lives, the lives, our lives, life, my life, his life, her life, their life, the life, a life	Self-explanatory.
Donald Trump		@ realdonaldtrump, @realdonaldtrump, realdonaldtrump, trump supporters, trump, # trump, president trump, donald trump, trump2020	45th U.S. President who is from the Republican Party.
They		they	The Pronoun they.

Table 21: Description of the literal entities studied in the qualitative evaluations.

Peng et al., 2019 discovered that people who join the movement in response to a real-life event are more committed to it compared to the other types. Another line of research studied the power of social media in mobilizing the movement (Mundt et al., 2018; Freelon et al., 2018; Grill, 2021). Some works have studied what properties accelerate mobilization. For example, Casas and Williams, 2019

studied the power of images in mobilizing the movement and Keib et al., 2018 studied what types of tweets are retweeted more related to the movement. De Choudhury et al., 2016 studied temporal analysis of the #BLM movement based on social media, engagement of people from different demographics, and their correlation with textual features. One major drawback of these studies is that many

of them often involve expensive human studies.

There have been several attempts to understand and analyze the narrative in online text in response to the murders of Black individuals in social science. For example, [Eichstaedt et al., 2021](#) and [Field et al., 2022](#) studied the emotions expressed in the online text in response to murders of Black persons. Another line of research studied the framing ([Stewart et al., 2017](#); [Ince et al., 2017](#)), rhetoric functions ([Wilkins et al., 2019](#)), participation and attention to topics ([Twyman et al., 2017](#)), and narrative agency ([Yang, 2016](#)) related to the movement. Some other works studied hashtag-based analysis of the #BlackLivesMatter movement ([Blevins et al., 2019](#)) and the divergence of the counter-movements (e.g., the #AllLivesMatter movement) ([Gallagher et al., 2018](#)).

The existing studies in computational social science on narrative understanding mostly rely on hashtag or lexicon-based analysis of the movements, hence, they fail to capture the nuances in the messaging choices and often cannot differentiate between movements and counter-movements when representative hashtag from one movement is “hijacked” ([Gallagher et al., 2018](#)) by the supporters of the counter-movement.

In contrast to these existing studies in CSS and NLP on #BLM, in this paper, we propose a holistic technical framework for characterizing such social movements on online media by explicitly modeling the perspectives of different camps.

Perspective Analysis and Stance Detection: Revealing perspectives in complex and deceptive discussions is an important part of discourse analysis and it has been studied in different settings and variations in recent studies. For example, [Thomas et al., 2006](#) and [Burfoot et al., 2011](#) attempted to identify stances in congressional floor-debate transcripts (against or in support of proposed legislation). Another line of research studied stances in online debate forums where the stance (pro vs. con) of a speaker on a specific issue is predicted ([Somasundaran and Wiebe, 2010](#); [Walker et al., 2012](#); [Hasan and Ng, 2013, 2014](#); [Sridhar et al., 2015](#); [Sun et al., 2018](#); [Xu et al., 2018](#); [Li et al., 2018](#)). [Mohammad et al., 2016](#) introduced a shared task of predicting stances in microblogs such as tweets where the task is to identify the stance in a tweet with respect to a given target (e.g. entity, issue, and so on). Consequently, more recent works have studied political stances in politically controversial is-

ues ([Johnson and Goldwasser, 2016b,a](#); [Ebrahimi et al., 2016](#); [Augenstein et al., 2016](#)). Recently, another shared task has been proposed ([Pomerleau and Rao, 2017](#)) where the task of fake-news detection is studied from a stance detection perspective. In this task, a headline and a body text are given - either from the same news article or from two different articles. The task is to determine if the stance of the body text relative to the claim made in the headline is in agreement, disagreement, discussion, or irrelevant.

Identification of stance is studied using various approaches ([Cignarella et al., 2020](#)). For example, [Burfoot et al., 2011](#) and [Sridhar et al. \(2015\)](#) studied stance detection using a collective classification approach. [Sridhar et al., 2015](#) and [Hasan and Ng, 2014](#) studied not only stances but also the reasoning behind stances and the disagreements among them. In a related work in this line, [Somasundaran and Wiebe, 2010](#) used lexicon-based features for detecting “arguing” opinions, and supervised systems using sentiment and arguing opinions were developed for stance classification. [Sun et al., 2018](#) proposed a neural model to learn mutual attention between the document and other linguistic factors. [Thomas et al., 2006](#) leveraged inter-document relationships and [Walker et al., 2012](#) leveraged the dialogic structure of the debates in terms of agreement relations between speakers for stance detection. Another line of research is built on relational learning-based methods for stance detection where various types of contextualizing and relational properties are explicitly modeled and incorporated in stance detection. For example, [Johnson and Goldwasser, 2016b](#) proposed a relational learning framework incorporating framing and temporal activity patterns, and [Ebrahimi et al., 2016](#) proposed a relational model incorporating the friendship networks of the authors. The main drawback of such relational learning approaches is that all possible solutions to the problem are explored and the one with the best gain is returned, as a result, the inference tree becomes really large and computationally expensive for a large amount of data.

In this paper, we study perspectives and stances related to the #BLM movement that is understudied in literature.

Data Augmentation Approaches in NLP: Data augmentation refers to the technique where additional and ideally diverse data are generated without explicitly collecting new data. Data augmen-

tation techniques can be useful in a low-resource setting where obtaining dataset for training models are difficult. Annotated data for nuanced perspectives are difficult to get as annotating them pertains to specialized knowledge. Hence, automatic data augmentation is desirable.

With the recent advances in deep learning-based models, different data augmentation techniques have been proposed. For example, [Kobayashi, 2018](#) proposed RNN-based, [Kumar et al., 2019](#) trained sequence to sequence models, and [Yang et al., 2020](#) and [Ng et al., 2020](#) proposed pretrained transformer-based approaches for data augmentation. In most of these approaches, existing text data is modified to augment new data. In contrast to these studies, [Anaby-Tavor et al., 2020](#) and [Quteineh et al., 2020](#) directly estimated the text generation process using GPT-2 ([Radford et al., 2019](#)) rather than modifying an existing example to generate new data.

With the recent advances of transformer-based pretrained auto-regressive Large Language Models (LLMs) such as GPT-3 ([Brown et al., 2020](#)), a new direction for data augmentation has opened up where controlled text generation ([Iyyer et al., 2018](#); [Kumar et al., 2020](#); [Liu et al., 2020](#)) is feasible by prompting these pretrained LLMs. These LLMs are trained on a huge corpus of web crawls, hence, have the capability to generate human-like text. One recent work by [Liu et al., 2022](#) combined the generative power of these LLMs and the evaluation power of humans and proposed a human-LLM interaction loop to generate datasets for Natural Language Inference (NLI) tasks. Inspired by these recent advances in data augmentation using LLMs, in this paper, we propose to augment few-shot training data using LLMs by prompting them in a structured way. This augmented dataset is later used to bootstrap our proposed model.