

Higher-order Lie bracket approximation and averaging of control-affine systems with application to extremum seeking

Sameer Pokhrel ^a, Sameh A. Eisa ^b

^aPh.D. student, Department of Aerospace Engineering and Engineering Mechanics, University of Cincinnati, OH, USA

^bAssistant professor, Department of Aerospace Engineering and Engineering Mechanics, University of Cincinnati, OH, USA

Abstract

This paper provides a rigorous derivation for what is known in the literature as the Lie bracket approximation of control-affine systems. In fact, by using chronological calculus, we show that said Lie bracket approximations are themselves higher-order averaging terms. Hence, this paper bridges both averaging and approximation theories of control-affine systems. In particular, the Lie bracket approximation of order (n) turns out to be a higher-order averaging of order ($n + 1$). The derivation and formulation provided in this paper can be directly reduced to the first and second-order Lie bracket approximations available in the literature. However, we do not need to make many of the unproven assumptions provided in the literature and show that they are in fact natural corollaries from our work. In particular, we use our results to show that important and useful information about control-affine extremum seeking systems can be obtained and used for performance improvement, including faster convergence of very simple structures. We provide multiple numerical simulations to demonstrate both the conceptual elements of this work as well as the significance of our results on extremum seeking with comparison against the literature.

Key words: Control-affine, Extremum seeking, Higher-order averaging, Lie bracket, Chronological calculus, Geometric control.

1 Introduction

1.1 Lie bracket approximation of control-affine systems

Many applications and real-world systems are natural to, and can be expressed in, control-affine formulation (systems that are linear in control inputs). A general class of control-affine systems [1] is given below:

$$\dot{\mathbf{x}} = \mathbf{b}_0(\mathbf{x}) + \sum_{i=1}^m \omega^{p_i} \mathbf{b}_i(\mathbf{x}) u_i(k_i \omega t), \quad (1)$$

where $\mathbf{x} \in \mathbb{R}^n$ is the state space vector, $p_i \in (0, 1)$, $\omega \in (0, \infty)$, \mathbf{b}_0 is the drift (uncontrolled) vector field of the system, \mathbf{b}_i are the control vector fields, u_i are the control inputs, $m \in \mathbb{Z}^+$ is the number of control inputs, and $k_i \in \mathbb{Q}_{>0}$ is a positive rational number. Control-affine systems are typically used to characterize and model robotic, multi-agent, and flight dynamic systems [2,3,4,5]. They are also essential for the application of geometric control theory/methods [3] to analyze controllability, observability, and motion planning [3,6,7,8].

Email addresses: pokhresr@mail.uc.edu (Sameer Pokhrel), eisash@ucmail.uc.edu (Sameh A. Eisa).

In geometric control methods and analysis, the derivative operator called ‘‘Lie bracket’’ is commonly utilized. A Lie bracket between the vector fields \mathbf{b}_i and \mathbf{b}_j is defined as

$$[\mathbf{b}_i, \mathbf{b}_j] := \frac{\partial \mathbf{b}_j}{\partial \mathbf{x}} \mathbf{b}_i - \frac{\partial \mathbf{b}_i}{\partial \mathbf{x}} \mathbf{b}_j. \quad (2)$$

In this paper, we are focused on the approximation of control-affine systems by Lie brackets. In [9], the authors studied a sequence of control-affine systems with sinusoidal control inputs and show that their solution converges to that of some limit equation characterized by the Lie bracket of the system’s vector fields. A special case of their result states that, after some assumptions are satisfied, the solution of $\dot{\mathbf{x}} = \mathbf{b}_0(\mathbf{x}, t) + \sum_{i=1}^m \mathbf{b}_i(\mathbf{x}, t) u_{ik}(t)$ converges to the solution of $\dot{\mathbf{x}} = \mathbf{b}_0(\mathbf{x}) + \frac{1}{2} \sum_{i,j=1}^m [\mathbf{b}_i(\cdot, t), \mathbf{b}_j(\cdot, t)](\mathbf{x}) \lambda_{ij}(t)$ when $k \rightarrow \infty$ with $\lambda_{ij}(t)$ being bounded and measurable; and u_{ik} being measurable, bounded and T-periodic. Similarly, in [10], the authors show a number of results relating the solutions of the under actuated system $\dot{\mathbf{x}} = \sum_{i=1}^m \mathbf{b}_i(\mathbf{x}(t)) u_i(t)$ with a fully actuated Lie bracket extended system $\dot{\mathbf{x}} = \sum_{i=1}^r \mathbf{b}_i(\mathbf{x}(t)) v_i(t)$, where $\mathbf{b}_1, \dots, \mathbf{b}_r$ are smooth vector fields with $\mathbf{b}_1, \dots, \mathbf{b}_m$ are the same vector fields in both systems, whereas $\mathbf{b}_{m+1}, \dots, \mathbf{b}_r$ and their associated v_i are extended vector fields and control

inputs based on Lie brackets providing new directions of motion. In addition, other works like [11,12] are expanding on the idea of Lie bracket extension of control-affine systems. For a particular case of the control-affine system in (1) when $p_i = 0.5, k_i = 1$ for $i = 1, \dots, m$, a first-order Lie bracket system (LBS) approximation was given in [2]. This has been extended further and generalized to the second-order LBS in [1], which approximates a control-affine system in the form of (1). In both [1,2], it was shown that the approximation error between the trajectories of (1) and the LBS trajectories are bounded given large enough ω .

1.2 Control-affine extremum seeking

In many control systems, there is a need for stabilization of the system around some optimal state corresponding to the extremum point of some objective function. In many cases, these systems lack proper models or explicit knowledge of their input-output characteristics. Consequently, there is a need for a stable, model-free control technique to deal with said systems. Extremum seeking control (ESC) [13,14] is this very technique. There are two major types of ESC systems in literature: (i) so-called classic structure-related-designs [13,15] and (ii) control-affine structures [1,2,4,16,17,18,19,20]; this paper is focused on the later. These control-affine ESC systems have structures similar to (1) and are usually analyzed and studied by Lie bracket approximations. For instance, first and second-order LBS approximations have been used effectively to study/design control-affine ESC systems in the form of (1) – see for example [1,2,17].

1.3 Averaging and Lie brackets in control-affine and extremum seeking systems

The analysis of time-varying nonlinear systems (e.g., systems like (1)) is not intuitive and is generally more challenging when compared to that of autonomous nonlinear systems. For instance, stability analysis for time-varying systems cannot be done via eigenvalues of the system matrix, even when the system is linear [21], and for a nonlinear system, the equilibrium may not even be a fixed point; rather it can be a limit cycle/periodic orbit. One of the tools that helps to analyze such nonlinear time-varying systems is averaging. In general, averaging over a given amount of time smooths out the fast oscillations and provides the qualitative behavior of the system, which then can be used to analyze the properties of the system, such as but not limited to stability. As a result, averaging techniques have been used in many classes/applications of nonlinear systems, including for example, inverted pendulum, hovering of flapping wings micro air vehicles [22] and vibrational stabilization [23]. Additionally, averaging has found its use in the analysis of ESC systems. In fact, the stability analysis of what is known as the classic ESC (not control-affine) was done by Krstic and Wang [15] using averaging and singular

perturbation techniques. On the other hand, for control-affine ESC systems, analysis of stability is done by making use of Lie brackets. For instance, in [2], the authors make use of the so-called “corresponding LBS” to ESC. They showed that the stability of the corresponding LBS characterizes the stability of the ESC system. In that work, the authors argued that there is a relationship between LBS and averaging in some cases. However, they also claim that standard averaging cannot be directly applied to control-affine ESC systems as one cannot easily re-write control-affine ESC systems (e.g., the system in (1)) in the averaging canonical form in (3):

$$\frac{d\mathbf{x}}{dt} = \epsilon \mathbf{f}(\mathbf{x}, t), \quad (3)$$

where $\mathbf{f}(\mathbf{x}, t) \in \mathbb{R}^n$ is a smooth, bounded and T-periodic function and ϵ is a small parameter such that $0 < \epsilon < 1$. But the authors of a more recent work [20] argued that second-order averaging can be directly applied to a particular class of control-affine ESC systems, which is in fact the same class as that in [2] ($p_i = 0.5, k_i = 1$).

1.4 Motivation and contribution

In literature, averaging has been used in the analysis of nonlinear time-periodic systems. It has also found its use in the study of the stability of ESC systems that are not in control-affine form. However, averaging has not been widely studied or generalized for control-affine systems in the form of (1). As for the approximation and stability analysis of control-affine ESC systems, almost always Lie bracket approximation is used, with the results of [1] being the most generalized so far in literature which provides a second-order Lie bracket approximation of the control-affine system in (1). Even though it has been observed that there is a relation between LBSs and averaging, the relationship is not clear or well-defined and there seem to be conflicted opinions. In fact, it is hard to find a clear or rigorous methodology provided in the literature for how one can derive arbitrary orders of LBSs to approximate control-affine systems and how they relate to averaging. For instance, as mentioned earlier, the use of second-order LBS is found in literature [1] with application to ESC systems. The need for second-order LBS approximation in the mentioned work was argued based on their ESC design problem which necessitates taking second-order derivative information captured by second-order Lie brackets. However, from a generalized approximation theory point of view, it is not clear why one needs to go up to second-order approximation and why first-order approximation is not enough. Also, it is not clear why going up to second-order is sufficient and when we may need even higher-order approximations. Similarly, it would be better to prove, rather than assume, the conditions needed for bounded, well-posed higher-order LBSs. Thus, it is motivating to study and settle the relationship between averaging and higher-

order LBSs and bridge the gap between them for the generalized control-affine systems in (1).

In this paper, we find the appropriate condition and scaling to show that the control-affine system in (1) can be converted to the averaging standard/canonical form in (3). Then, we show that higher-order Lie bracket approximations of control-affine systems in the form (1) are higher-order averaging themselves; in fact, it turns out that LBSs of order (n) approximating (1) are higher-order averaging of order ($n + 1$) of the system (1). We provide closed formulas for the generalized third-order LBS approximation of the control-affine system in (1). We also provide an algorithm to find the higher-order terms if one desires to go beyond fourth-order averaging (third-order LBS approximation). We also show how some assumptions made in previous works are direct consequences of our theorem and need not be taken as assumptions in this work. For example, Assumption 2 in [1] is a special case of a corollary in this paper, and the second-order LBS provided in the same work needs more assumptions on the nature of the control input. In addition to the mentioned theoretical contributions, the provided derivation and closed formula in this paper reveal important and useful information that can be used in the design application and performance improvement of ESC systems. In particular, it turns out that one can make choices – by design – of p_i and k_i for $i = 1, \dots, m$ to make the ESC system closer in its behavior to a certain averaged system with better properties such as faster convergence. We provide multiple numerical simulations to demonstrate the significance of our results.

2 Preliminaries and background

2.1 Generalized second-order Lie bracket approximation of control-affine systems in literature

Here we briefly recall the most generalized work on LBS approximation of control-affine systems found in literature [1], which provided a second-order LBS approximation to the generalized control-affine system in (1) and can indeed reduce to the works of [2,17]. Our goal is to offer the reader a contextual understanding of the most relevant literature available on this topic. Additionally, the work in [1] and its assumptions will be shown to be a special case of our main results. Per [1], the second-order LBS corresponding to the control-affine system (1) is:

$$\begin{aligned} \dot{z} = \mathbf{b}_0(z) + \lim_{\omega \rightarrow \infty} \sum_{\substack{i=1 \\ j=i+1}}^m [\mathbf{b}_i, \mathbf{b}_j](z) \nu_{ij}(\omega) + \\ \lim_{\omega \rightarrow \infty} \sum_{\substack{i=1 \\ j=i+1}}^m \sum_{k=1}^m [[\mathbf{b}_i, \mathbf{b}_j], \mathbf{b}_k](z) \nu_{ijk}(\omega) \end{aligned} \quad (4)$$

with

$$\nu_{ij}(\omega) = \frac{\omega^{p_i+p_j}}{T} \int_0^T \int_0^s u_j(k_j \omega s) u_i(k_i \omega p) dp ds \quad (5)$$

and

$$\begin{aligned} \nu_{ijk}(\omega) = \frac{\omega^{p_i+p_j+p_k}}{3T} \int_0^T u_k(k_m \omega \tau) \\ \int_0^\tau \int_0^s (u_j(k_j \omega s) u_i(k_i \omega p) - u_i(k_i \omega s) u_j(k_j \omega p)) dp ds d\tau, \end{aligned} \quad (6)$$

where $T = (2\pi/\omega) LCM(k_1^{-1}, k_2^{-1}, \dots, k_m^{-1})$, with *LCM* be “Least Common Multiple,” (i.e., common period). Other symbols above are as described in Section 1.1. For mathematical well-posedness of the systems in (1) and (4) and for having the corresponding LBS accurately approximating the control-affine system (1), the following assumptions need to be imposed:

- A1. For every compact set $\mathbb{D}_0 \subset \mathbb{D}$, where $\mathbb{D} \subset \mathbb{R}^n$ is the domain, for $i = 0, \dots, m$, $\mathbf{b}_i(\mathbf{x})$ and all of its partial derivatives of all orders with respect to \mathbf{x} are continuous and bounded for $\mathbf{x} \in \mathbb{D}_0$.
- A2. For $i = 1, \dots, m$, $u_i(k_i \omega t) : [0, \infty) \rightarrow \mathbb{R}$ are measurable functions. Moreover, there exist constants $N_i, M_i \in (0, \infty)$ such that $|u_i(k_i \omega t_1) - u_i(k_i \omega t_2)| \leq N_i |t_1 - t_2|$ for all $t_1, t_2 \in [0, \infty)$, $\sup_{t \in [0, \infty)} |u_i(k_i \omega t)| \leq M_i$. Also, $u_i(k_i \omega t)$ is T -periodic (i.e., $u_i(k_i \omega t) = u_i(k_i \omega (t+T))$) with zero average (i.e., $\int_0^T u_i(k_i \omega t) dt = 0$) for some $T \in (0, \infty)$.

We note here that the Assumption A1 above is more general compared to similar assumptions in [1,2] since in our main results in Section 3 we provide higher-order LBS approximations. Additionally, it is worth noting that there is an additional assumption made in [1] on the values of p_i . We will later show that this assumption is not essential and in fact, it comes out as a result in this work (see Remark 6), thus, it is not mentioned here.

2.2 Higher-order averaging via Lie bracket tools

Highly oscillatory systems, generally nonlinear and time-periodic in nature, are usually characterized by two timescales. Averaging, as introduced earlier in Section 1.3, is used to extract the slow behavior of the system by capturing the mean/average effect of the dynamics of the system over a period of fast timescale. Typically, only first-order averaging approximation is found in the literature. However, sometimes the first-order averaging is insufficient to capture the important characteristics of nonlinear time-periodic systems, and one needs to go to higher-order averaging. There are two popular methods in the literature on higher-order averaging. The first method is based on Chronological

calculus [24,25,26] whereas the second method is based on the near-identity transformation or Lie transform [27,28,29,30]. In a recent effort [22], both of the mentioned methods have been studied in a comprehensive manner using Lie bracket formulations and have been shown to be equivalent to each other for what is called as stroboscopic averaging (see [22, Section 2.1.2] for more details). Here we briefly summarize the results that will be relevant to the contextual understanding of this paper and its main results.

The concept of Chronological calculus was introduced by Agrachev and Gamkrelidze [31,32] and is mainly concerned with time-varying vector fields. It offers tools that can be used to extend the ideas and theorems from autonomous differential equations to nonlinear time-varying differential equations, the latter being the system of interest for this paper. Let us consider the system (3) with the initial condition $\mathbf{x}(0)$ denoted by \mathbf{x}_0 , then its solution can be written as $\mathbf{x}(t) = \phi(\mathbf{x}_0, t) = \phi_t^{\epsilon\mathbf{f}}(\mathbf{x}_0)$, with $\phi_t^{\epsilon\mathbf{f}}$ representing the t-dependent flow associated with the vector field $\epsilon\mathbf{f}(\mathbf{x}, t)$ in (3). This solution then can be expanded using the Volterra series expansion as

$$\mathbf{x}(t) = \mathbf{x}_0 + \sum_{m=1}^{\infty} \int_0^t \int_0^{\tau_1} \dots \int_0^{\tau_{m-1}} \mathbf{Y}(\mathbf{x}_0) d\tau_m \dots d\tau_1 \quad (7)$$

where $\mathbf{Y} = (\mathbf{Y}_{\tau_1} \circ \mathbf{Y}_{\tau_2} \circ \dots \circ \mathbf{Y}_{\tau_m})$ with $\mathbf{Y}_{\tau} = \epsilon\mathbf{f}(\mathbf{x}, \tau)$ and $\mathbf{Y}_{\tau_1} \circ \mathbf{Y}_{\tau_2} = \frac{\partial \mathbf{Y}_{\tau_2}}{\partial \mathbf{x}} \mathbf{Y}_{\tau_1}$. Under appropriate conditions, the convergence of the above series is guaranteed [31] and the series represents the true flow of the system. For the scope of the paper, only smooth functions are considered, thus the convergence is guaranteed for a finite time [24]. Now, when the vector fields at different points in time commute, then the convergent Volterra series expansion of the flow given by (7) can be used to get what is referred to as the right-chronological exponential given by:

$$\phi_t^{\epsilon\mathbf{f}} = \overrightarrow{\exp} \left(\int_0^t \epsilon\mathbf{f}(\mathbf{x}, \tau) d\tau \right). \quad (8)$$

Now, the goal is to find an autonomous vector field approximating the time-varying vector field (3). Such vector field exists [22,24] and is given by the logarithm \mathbf{V}_t :

$$\mathbf{V}_t = \ln(\phi_t^{\epsilon\mathbf{f}}) = \ln \left(\overrightarrow{\exp} \left(\int_0^t \epsilon\mathbf{f}(\mathbf{x}, \tau) d\tau \right) \right). \quad (9)$$

The flow along the time-invariant vector field \mathbf{V}_t , parameterized by time, for unit time, is equivalent to the flow along the time-varying vector field $\epsilon\mathbf{f}(\mathbf{x}, t)$ for a time t . The expression for \mathbf{V}_t as given in [31,22] is:

$$\mathbf{V}_t = \sum_{m=1}^{\infty} \mathbf{V}_t^{(m)} \quad (10)$$

with

$$\mathbf{V}_t^{(m)} = \int_0^t \int_0^{\tau_1} \dots \int_0^{\tau_{m-1}} \mathcal{G}_m(\mathbf{Y}_{\tau_1}, \dots, \mathbf{Y}_{\tau_m}) d\tau_m \dots d\tau_1, \quad (11)$$

and \mathcal{G}_m are the commutator polynomials that can be computed based on Lie bracket operations [22]. Now, \mathbf{V}_t can be used to calculate a higher-order averaged system as in [24,26,22] using Floquet theory as explained below.

For linear time-periodic systems in the form $\dot{\mathbf{x}} = \mathbf{A}(t)\mathbf{x}$, with $\mathbf{A} \in \mathbb{R}^{n \times n}$, the flow can be expressed by the so-called fundamental solution matrix $\phi_t^{\mathbf{A}} = \overrightarrow{\exp} \left(\int_0^t \mathbf{A}(\tau) d\tau \right) \in \mathbb{R}^{n \times n}$. Then using linear Floquet theory [33, p.11], and the transformation $\mathbf{x} = \mathbf{P}\mathbf{y}$, one can get the transformed system $\dot{\mathbf{y}} = \mathbf{R}\mathbf{y}$ (where \mathbf{P} is a periodic matrix and \mathbf{R} is a constant matrix), whose flow after one period is exactly equivalent to the flow of the original linear time-periodic system after one period. Thus, it represents the averaged dynamics of the original linear time-periodic system. Sarychev [25] extended this concept of linear Floquet theory to the nonlinear case, thus extending the averaging theorem to the higher order. They introduced the concept of complete averaging for nonlinear time-periodic system (3) to find an autonomous vector field $\mathbf{\Lambda}$ given by

$$\mathbf{\Lambda} = \frac{\mathbf{V}_T}{T} = \frac{1}{T} \ln(\phi_T^{\epsilon\mathbf{f}}) = \frac{1}{T} \ln(\mathcal{M}) \quad (12)$$

where \mathbf{V}_T is given by (9) with $t = T$, T represents one time period, and $\mathcal{M} = \phi_T^{\epsilon\mathbf{f}}$ is the flow of $\epsilon\mathbf{f}(\mathbf{x}, t)$ after the period T and is called monodromy map. It is then shown that the autonomous vector field $\mathbf{\Lambda}$ represents the complete averaging for nonlinear time-periodic systems using the following nonlinear Floquet theorem.

Theorem 1 (Nonlinear Floquet Theorem) (*Theorem 3.2 in [26] and Theorem 5 in [24]*) Assume that $\phi_t^{\epsilon\mathbf{f}}$ is the flow generated by the nonlinear time-periodic system in (3). If the diffeomorphism $\mathcal{M} = \phi_T^{\epsilon\mathbf{f}}$ admits a logarithm \mathbf{V}_T , then the flow $\phi_t^{\epsilon\mathbf{f}}$ can be represented as a composition $\phi_t^{\epsilon\mathbf{f}} = e^{\mathbf{\Lambda}t} \circ \mathcal{P}_t$ of the flow $e^{\mathbf{\Lambda}t}$ of the autonomous vector field $\mathbf{\Lambda} = (1/T)\mathbf{V}_T$ and a T -periodic map \mathcal{P}_t .

In addition, the relation of the stability property of the logarithm $\mathbf{\Lambda}$ to that of the original nonlinear time-periodic system (3) is provided by the following theorem.

Theorem 2 (*Theorem 3.1 in [26] and Theorem 5 in [24]*) If the monodromy map \mathcal{M} of the system (3) has a fixed point, then the flow $\phi_t^{\epsilon\mathbf{f}}$, has a periodic orbit whose stability is determined by the stability of the monodromy map.

Remark 1 *Theorem 2 means that if the fixed point of the monodromy map is asymptotically stable then the associated periodic orbit of the nonlinear time-periodic system is also asymptotically stable in limit cycle sense. Note that this notion is in line with the notion of practical stability usually used in the ESC systems literature (e.g. [2]).*

Now, the averaged system (autonomous vector field) Λ in (12) can be expanded as a power series in ϵ :

$$\dot{\bar{\mathbf{x}}} = \Lambda(\bar{\mathbf{x}}) = \sum_{i=1}^{\infty} \frac{\epsilon^i}{i!} \Lambda_i(\bar{\mathbf{x}}), \quad (13)$$

where $\bar{\mathbf{x}}$ is the average of \mathbf{x} . And as per Theorem 1, the solutions of (3) oscillate around the solution of the averaged time-invariant system given by (13). The averaged system given by (13) is complete averaging, i.e., it coincides with the original system after every period T . However, if one truncates the series after r terms, we get:

$$\dot{\bar{\mathbf{x}}} = \Lambda(\bar{\mathbf{x}}) = \sum_{i=1}^r \frac{\epsilon^i}{i!} \Lambda_i(\bar{\mathbf{x}}). \quad (14)$$

Closed formulas for the first four truncations [26,24,22] are provided below:

$$\Lambda_1 = \frac{1}{T} \int_0^T \mathbf{f}_\tau d\tau, \quad (15)$$

$$\Lambda_2 = \frac{1}{T} \int_0^T \left[\int_0^\tau \mathbf{f}_p dp, \mathbf{f}_\tau \right] d\tau \quad (16)$$

$$\Lambda_3 = -\frac{3}{2} [\Lambda_1, \Lambda_2] + \frac{2}{T} \int_0^T \left[\int_0^\tau \mathbf{f}_p dp, \left[\int_0^\tau \mathbf{f}_p dp, \mathbf{f}_\tau \right] \right] d\tau \quad (17)$$

$$\begin{aligned} \Lambda_4 = & \frac{2}{T} \int_0^T \left(\int_0^\tau \left[\int_0^p \left[\int_0^q \mathbf{f}_r dr, \mathbf{f}_q \right] dq, [\mathbf{f}_p, \mathbf{f}_\tau] \right] dp \right. \\ & + \left. \left[\int_0^\tau \left[\int_0^p \left[\int_0^q \mathbf{f}_r dr, \mathbf{f}_q \right] dq, \mathbf{f}_p \right] dp, \mathbf{f}_\tau \right] \right. \\ & \left. + \int_0^\tau \left[\int_0^p \mathbf{f}_q dq, \left[\int_0^p \mathbf{f}_q dq, \mathbf{f}_p \right], \mathbf{f}_\tau \right] dp \right) d\tau, \end{aligned} \quad (18)$$

where $\mathbf{f}_t = \mathbf{f}(\mathbf{x}, t)$. We note here that the other method of higher-order averaging via near-identity transformation (Lie transform) has been independently developed using perturbation theory [27,34]. As mentioned earlier, this method is equivalent to the method using Chronological calculus [22]. So, $\Lambda_1, \dots, \Lambda_4$ can also be computed using the method of Lie transform via Lie brackets as shown in [22]. For generating truncations beyond Λ_4 , we refer the reader to Algorithm 1 in [22]. Said algorithm will be customized to our main results in Section 3.

3 Main results, generalization of previous works, application to extremum seeking and simulations

First, we show that the generalized control-affine system in (1) can be written in the standard canonical averaging form in (3). Let us change the time-scale in (1). For large positive ω , let $\tau = \omega t$ such that $d\tau = \omega dt$. Then,

$$\frac{d\mathbf{x}}{d\tau} = \underbrace{\frac{1}{\omega} \mathbf{b}_0(\mathbf{x})}_I + \underbrace{\frac{1}{\omega} \sum_{i=1}^m \omega^{p_i} u_i(k_i \tau) \mathbf{b}_i(\mathbf{x})}_{II}. \quad (19)$$

Note that the term I above is independent of τ . Hence, averaging of the term I will be itself without changes. Thus, we provide the following lemma focusing solely on the term II and for the time being, we drop the term I .

Lemma 1 *Let Assumptions A1-A2 hold, then with $p_i \in (0, 1)$ for all $i = 1, \dots, m$, there exists a $p^* \in (0, 1)$ with $\epsilon = \omega^{p^*-1}$ such that the control-affine system*

$$\frac{d\mathbf{x}}{d\tau} = \frac{1}{\omega} \sum_{i=1}^m \omega^{p_i} u_i(k_i \tau) \mathbf{b}_i(\mathbf{x}). \quad (20)$$

can be written in the general averaging canonical form in (3) with $\lim_{\epsilon \rightarrow 0} \epsilon \mathbf{f}(\mathbf{x}, \tau) = 0$.

Proof. Let us define p^* such that for $i = 1, \dots, m$, $\omega^{p_i} = \eta_i \omega^{p^*}$, where η_i is some positive number. Then we have

$$\frac{d\mathbf{x}}{d\tau} = \omega^{p^*-1} \sum_{i=1}^m \eta_i u_i(k_i \tau) \mathbf{b}_i(\mathbf{x}). \quad (21)$$

Let $\epsilon = \omega^{p^*-1}$. Now, we require $\epsilon \rightarrow 0$ and $\omega \rightarrow \infty$. This is only possible if

$$p^* - 1 < 0 \Rightarrow p^* < 1. \quad (22)$$

Furthermore, we also require that as $\epsilon \rightarrow 0$ even with η_i dependency on ω , $\lim_{\epsilon \rightarrow 0} \epsilon \mathbf{f}(\mathbf{x}, \tau) = 0$ with $\mathbf{f}(\mathbf{x}, \tau) = \sum_{i=1}^m \eta_i u_i(k_i \tau) \mathbf{b}_i(\mathbf{x})$. Since u_i and \mathbf{b}_i are bounded per Assumptions A1-A2, then we need to show that for all i :

$$\lim_{\epsilon \rightarrow 0} \frac{\epsilon}{\eta_i} = 0.$$

Let us scale ϵ back to ω and convert the limit to ω . Then,

$$\lim_{\epsilon \rightarrow 0} \frac{\epsilon}{\eta_i} = \lim_{\omega \rightarrow \infty} \frac{\omega^{p^*-1}}{\omega^{p_i - p^*}} = \lim_{\omega \rightarrow \infty} \omega^{2p^* - p_i - 1}. \quad (23)$$

The limit in (23) is 0 only if for all i , we have

$$p^* < p_i/2 + 1/2. \quad (24)$$

Hence, $p^* \in (0, \min(p_i/2 + 1/2)) \subseteq (0, 1)$ satisfies both (22) and (24). Then, the system (20) can be written as

$$\frac{d\mathbf{x}}{d\tau} = \epsilon \sum_{i=1}^m \eta_i u_i(k_i \tau) \mathbf{b}_i(\mathbf{x}) \quad (25)$$

$$= \epsilon \sum_{i=1}^m u'_i(k_i \tau) \mathbf{b}_i(\mathbf{x}), \quad (26)$$

with $u'_i(k_i \tau) = \eta_i u_i(k_i \tau)$, which is the general averaging canonical form in (3). \square

Remark 2 One can deduce from (20) the reason why the assumption $p_i \in (0, 1)$ is needed which is emphasized in Lemma 1 but was provided in literature as an unproven assumption. That is, with $\omega \rightarrow \infty$, $p_i \in (0, 1)$ guarantees that all terms in the right hand side of (20) go to 0.

3.1 Higher-order Lie bracket approximation and higher-order averaging of control-affine systems

Given the results of Lemma 1, we are now in a position to provide our main theorem below.

Theorem 3 Let Assumptions A1-A2 and the results of Lemma 1 hold, then for $r = 1, \dots, 4$, the r -order averaging of the control system in (1) corresponds directly to the $(r - 1)$ -order LBS provided in (27):

$$\dot{\mathbf{z}} = \mathbf{b}_0(\mathbf{z}) + \sum_{i=1}^r \mathbf{L}_i(\mathbf{z}), \quad (27)$$

with

$$\mathbf{L}_1 = 0, \quad (28)$$

$$\mathbf{L}_2 = \sum_{i=1}^m \sum_{j=i+1}^m \nu_{ij} [\mathbf{b}_i, \mathbf{b}_j], \quad (29)$$

$$\mathbf{L}_3 = \sum_{i=1}^m \sum_{j=i+1}^m \sum_{k=1}^m \nu_{ijk} [\mathbf{b}_k, [\mathbf{b}_i, \mathbf{b}_j]], \quad (30)$$

$$\begin{aligned} \mathbf{L}_4 = & \sum_{i=1}^m \sum_{j=i+1}^m \sum_{k=1}^m \sum_{l=k+1}^m \beta_{1ijkl} [[\mathbf{b}_i, \mathbf{b}_j], [\mathbf{b}_k, \mathbf{b}_l]] \\ & + \sum_{i=1}^m \sum_{j=i+1}^m \sum_{k=1}^m \sum_{l=1}^m \beta_{2ijkl} [[[\mathbf{b}_i, \mathbf{b}_j], \mathbf{b}_k], \mathbf{b}_l] \end{aligned} \quad (31)$$

where

$$\begin{aligned} \nu_{ij} = & \frac{\omega^{p_i+p_j-1}}{2T} \int_0^T \left(u_j(k_j \tau) \int_0^\tau u_i(k_i p) \right. \\ & \left. - u_i(k_i \tau) \int_0^\tau u_j(k_j p) \right), \end{aligned} \quad (32)$$

$$\begin{aligned} \nu_{ijk} = & \frac{\omega^{p_i+p_j+p_k-2}}{3T} \int_0^T \int_0^\tau u_k(k_k s) ds \left(u_j(k_j \tau) \int_0^\tau u_i(k_i p) dp \right. \\ & \left. - u_i(k_i \tau) \int_0^\tau u_j(k_j p) dp \right) d\tau, \end{aligned} \quad (33)$$

and

$$\begin{aligned} \beta_{1ijkl} = & \omega^{p_i+p_j+p_k+p_l-3} \frac{1}{12T} \int_0^T \alpha_5(\tau)_{ijkl} \\ \beta_{2ijkl} = & \omega^{p_i+p_j+p_k+p_l-3} \frac{1}{12T} \int_0^T (\alpha_8(\tau)_{ijkl} - \alpha_{10}(\tau)_{ijkl}), \end{aligned}$$

with

$$\begin{aligned} \alpha_5(\tau)_{ijkl} = & \int_0^\tau \left((u_l(\tau) u_k(p) - u_k(\tau) u_l(p)) \right. \\ & \left. \left(\int_0^p (u_j(q) \int_0^q u_i(k_i r) - u_i(q) \int_0^q u_j(k_j r)) dq \right) \right), \end{aligned} \quad (34)$$

$$\begin{aligned} \alpha_8(\tau)_{ijkl} = & \int_0^\tau \left(\int_0^p (u_j(q) \int_0^q u_i(k_i r) - \right. \\ & \left. u_i(q) \int_0^q u_j(k_j r)) dq u_k(p) \right) dp u_l(\tau), \end{aligned} \quad (35)$$

$$\begin{aligned} \alpha_{10}(\tau)_{ijkl} = & \int_0^\tau \left((u_j(p) \int_0^p u_i(k_i q) - u_i(p) \int_0^p u_j(k_j q)) u_k(\tau) \right. \\ & \left. \int_0^p u_l(k_l q) \right) dp; \end{aligned} \quad (36)$$

where p, q, r, τ are the variables of integration, and $T = (2\pi/\omega) LCM(k_1^{-1}, k_2^{-1}, \dots, k_m^{-1})$.

Proof of Theorem 3 is provided in Appendix A.

Corollary 1 If $\mathbf{z}(t) \in \mathbb{D} \subset \mathbb{R}^n$, $\forall t \in [0, t_f]$ with $t_f(\epsilon) > 0$ and $|\mathbf{x}(0) - \mathbf{z}(0)| = O(\epsilon)$, then there exists $\epsilon^* > 0$ such that for all $0 < \epsilon < \epsilon^*$, $|\mathbf{x}(t) - \mathbf{z}(t)| = O(\epsilon)$ for $t \in [0, t_f]$.

Remark 3 Corollary 1 follows immediately from Theorem 3 where it is shown that the trajectories of the higher-order LBS denoted by \mathbf{z} are in fact trajectories of a higher-order averaged system. Hence, the known averaging results provided in [29, Theorem 6.2.3] and [34, Theorem 10.4] applies. In addition, the results of Corollary 1 generalize what needed to be proved in [2, Theorem 1] and [1, Lemma 1], where the distance between the original system and LBS is shown to be bounded under similar condition to Corollary 1.

Corollary 2 If a fixed point \mathbf{z}^* is asymptotically stable for a higher-order LBS (27), then the associated control-affine system (1) is practically asymptotically stable.

Remark 4 Corollary 2 is a direct consequence of Theorem 2 and Remark 1. As per Remark 1, if the fixed point of a monodromy map is asymptotically stable then the associated periodic orbit of the nonlinear time-periodic system is also stable in a limit cycle sense. In Theorem 3, it has been shown that the monodromy map is, in fact, the higher-order LBS and the associated nonlinear time-periodic system is the control-affine system. As a consequence, if \mathbf{z}^* is a fixed point of the LBS and it is asymptotically stable, then the associated control-affine system is practically asymptotically stable.

Remark 5 The results of Theorem 3 can be easily extended for $r > 4$. One can use the Volterra series (7) and follow the guidelines of Chronological calculus as provided in [26,24,22] to compute \mathbf{L}_i for $i > 4$. Furthermore, one can also make use of the provided Algorithm 1 in this paper to find the \mathbf{L}_s , which is a direct consequence of Theorem 3 in this paper combined with Algorithm 1 in [22].

Algorithm 1 Computing \mathbf{L}_k for $k > 2$

$$\mathbf{g}_1 = 0$$

$$\mathbf{f}_1 = \epsilon \sum_{i=1}^m u'_i(k_i \tau) \mathbf{b}_i(\mathbf{x})$$

for $k = 2, \dots, r$:

$$\mathbf{f}_k^{(0)} = \mathbf{f}_k = k \frac{\partial^{k-1} \mathbf{f}}{\partial \epsilon^{k-1}} \Big|_{\epsilon=0}. \text{ It follows as } \mathbf{f}_k = 0 \text{ for } k > 2$$

$$\mathbf{w}_{k-1} = \int_0^t (\mathbf{f}_0^{(k-1)} - \mathbf{g}_{k-1}) ds$$

$$A_i^k = k! / ((k-i)! i!)$$

$$\mathbf{f}_{k-1}^{(1)} = \mathbf{f}_k^{(0)} + \sum_{i=0}^{k-2} A_i^{k-1} [\mathbf{w}_{i+1}, \mathbf{f}_{k-i-1}^{(0)}],$$

$$\mathbf{f}_{k-j}^{(j)} = \mathbf{f}_{k-j+1}^{(j-1)} + \sum_{i=0}^{k-j} A_i^{k-j} \times [\mathbf{w}_{i+1}, \mathbf{f}_{k-j-i}^{(j-1)} -$$

$$\mathbf{f}_0^{(k-i-1)} + \mathbf{g}_{k-i-1}], j = 2, \dots, k,$$

$$\mathbf{g}_k = \frac{1}{T} \int_0^T \mathbf{f}_0^{(k)} d\tau.$$

$$\mathbf{L}_k = \omega \frac{\epsilon^k}{k!} \mathbf{g}_k; \text{ where } \epsilon = \omega^{p^*} - 1 \text{ as in Lemma 1.}$$

Corollary 3 To obtain a bounded right hand side of (27) (i.e., bounded $\dot{\mathbf{z}}$), if $\omega \rightarrow \infty$, it is required that (i) if $p_i + p_j > 1$, then from (29), we need $\lim_{\omega \rightarrow \infty} (\lim_{t \rightarrow \infty} \mathbf{L}_2) = \text{constant}$; (ii) if $p_i + p_j + p_k > 2$, then from (30), we need $\lim_{\omega \rightarrow \infty} (\lim_{t \rightarrow \infty} \mathbf{L}_3) = \text{constant}$; and (iii) if $p_i + p_j + p_k + p_l > 3$, then from (31), we need $\lim_{\omega \rightarrow \infty} (\lim_{t \rightarrow \infty} \mathbf{L}_4) = \text{constant}$. If ω is finite positive number (i.e., $\omega < \infty$), then all the above limits reduce to $\lim_{t \rightarrow \infty} \mathbf{L}_2 = \text{constant}$, $\lim_{t \rightarrow \infty} \mathbf{L}_3 = \text{constant}$ and $\lim_{t \rightarrow \infty} \mathbf{L}_4 = \text{constant}$, respectively.

Remark 6 Corollary 3 is a direct result of Theorem 3 in this paper for the boundedness of the LBS terms which is essential if one needs the LBS to have an asymptotically stable equilibrium. A special case of this corollary is taken as an unproven assumption in literature (see [1, Assumption 2] and [19, Assumption 3.2]) which we discuss in Section 3.2. We also note that for a finite large ω , there can be multiple possibilities in which the boundedness of \mathbf{L}_s terms can still be guaranteed. This makes [1,

Assumption 2] and [19, Assumption 3.2] more restrictive than necessary. On the contrary, Corollary 3 shows that at times we may have $p_i + p_j > 1$, $p_i + p_j + p_k > 2$, or $p_i + p_j + p_k + p_l > 3$.

Corollary 4 Let $m < r$, $\lim_{\omega \rightarrow \infty} (\lim_{t \rightarrow \infty} \mathbf{L}_i) = \text{constant}$ for $i = 1, \dots, m-1$, and $p_i + p_j + \dots + p_m = m-1$, then with $\omega \rightarrow \infty$, $\mathbf{L}_{m+1} = \mathbf{L}_{m+2} = \dots = \mathbf{L}_r = 0$ and

$$\dot{\mathbf{z}} = \mathbf{b}_0(\mathbf{z}) + \sum_{i=1}^m \mathbf{L}_i(\mathbf{z}), \quad (37)$$

provides an asymptotic complete averaging.

Remark 7 Corollary 4 means that if for m control inputs, if one chooses $p_i + p_j + \dots + p_m = m-1$, then as $\omega \rightarrow \infty$, higher-order terms \mathbf{L}_{m+i} for all $i \geq 1$ will vanish, leaving the remaining terms ($\mathbf{L}_1, \dots, \mathbf{L}_m$) to capture the completed averaged properties of the original control-affine system. For example, if $m = 2$, and $p_1 = p_2 = 0.5$, i.e., $p_1 + p_2 = 1$, then one can see that the power of ω will be negative for \mathbf{L}_3 (see (30)) and \mathbf{L}_4 (see (31)). Hence, as ω gets larger the term \mathbf{L}_2 in (29) is the only one that remains, capturing the complete averaged properties.

3.2 Generalization of previous works

Here, we show that our general results for higher-order LBS generalizes, and can be reduced directly to, other works in the literature such as but not limited to [1,2,17,19]. To begin with, if one truncates at $r = 3$ in (27) and imposes certain conditions, then as a special case, one can end up with the second-order LBS provided in [1] (also provided in (4)). To get an expression for ν_{ijk} similar to that as provided in [1] (also provided in (6)), we do the following with (33): (i) change the variable τ to t using the relation $\tau = \omega t$; (ii) impose that $u_i(k_i \omega \tau) \int_0^\tau u_j(k_j \omega p) = -u_j(k_j \omega \tau) \int_0^\tau u_i(k_i \omega p)$ (e.g., specific kinds of sinusoidal functions); and (iii) impose that $\omega \rightarrow \infty$. Particularly for the imposed condition in (iii), we make the following comments. As we pointed out in our Remark 6, [1, Assumption 2] and [19, Assumption 3.2] were imposed in the literature as follows. If $p_i + p_j > 1$, then $[\mathbf{b}_i, \mathbf{b}_j](\mathbf{x}) = 0, \forall \mathbf{x} \in R^n$ or $\int_0^T (u_j(k_j \tau) \int_0^\tau u_i(k_i p) - u_i(k_i \tau) \int_0^\tau u_j(k_j p)) d\tau = 0$; if $p_i + p_j + p_k > 2$, then $[\mathbf{b}_k, [\mathbf{b}_i, \mathbf{b}_j]] = 0$ or $\int_0^T (u_j(k_j \tau) \int_0^\tau u_i(k_i p) - u_i(k_i \tau) \int_0^\tau u_j(k_j p)) \int_0^\tau u_k(k_k p) d\tau = 0$. But one can clearly see that these are special cases of our more general Corollary 3 as discussed in Remark 6. Furthermore, if one truncates at $r = 2$ in (27) with taking additional constraints such that $p_1 = p_2 = \dots = p_m = 0.5$ and $k_1 = k_2 = \dots = k_m = 1$, one ends up with the first-order LBS in [2]. This is also the same first-order LBS in [17] if

we have only two control inputs (i.e. $m = 2$) with $\mathbf{b}_0 = 0$. Lastly, it is worth noting that as a direct result of Theorem 3 (Corollary 1), the error of approximating (1) via a LBS (27) is generalized. This generalizes/unifies, and can be reduced to, the results of [2, Theorem 1] and [1, Lemma 1] where the approximation error between the control-affine system and its LBS approximation were proved independently with no relevance to each other.

3.3 Application to extremum seeking and simulations

With the understanding of Theorem 3 which establishes the connection between higher-order averaging and LBS approximations for control-affine ESC systems, and along with the strong insights derived from Corollaries 1 to 4, one can have a more comprehensive understanding of control-affine ESC systems and how to design them for better performance. This perhaps will need many studies to do after the results this paper provides, but here we will highlight a few of the observations we were able to make and verify them via simulations.

- O1. The fact that higher-order LBSs are themselves higher-order averaging per Theorem 3 means that a lower-order LBS approximation may not be enough for analysis (e.g., stability) or design in some cases/systems and a higher-order LBS approximation may need to be considered as it may be capturing more of the qualitative behavior of the control-affine ESC system. In fact, in Example 1, we show a case where going beyond first-order ($r=2$) in the LBS (27) will not be needed (e.g., $r=3$). On the contrary, we show in Example 2 that a second-order ($r=3$) LBS approximation is needed for the system provided in [1] and that truncating at $r = 2$ will not even capture the stability.
- O2. From the formulas of \mathbf{L}_1 to \mathbf{L}_4 in (28)-(31), it can be the case that adding more control inputs to the same system will be useful in extracting more useful or needed information. That is, the more control inputs added to the system, the more control vector fields the system has, and ultimately this captures higher derivative information since higher-order Lie bracket computations are themselves higher derivatives. For instance, Hessian information is a second derivative information that needs at least \mathbf{L}_3 in (30) not to be 0. This will be shown in Examples 3-4.
- O3. Following Corollaries 1 to 4, choosing proper combinations of p_i and k_i , one can design a control-affine ESC system with m control inputs such that its core qualitative behavior (e.g., its convergence rate) is captured by an LBS of order $m - 1$ (asymptotically is the complete nonlinear average of the system). One here should make sure that boundedness of the \mathbf{L}_i terms is guaranteed as in Corollary 3 and that at least $p_i + p_j + \dots + p_m = m - 1$ as in Corollary 4. This will be shown in Examples 3-4.
- O4. All our results from Theorem 3 is for general control

inputs u_i that satisfy Assumption A2. As discussed in Section 3.2, the results in [1] necessitated certain condition on u_i (i.e., $u_i(k_i\omega\tau) \int_0^\tau u_j(k_j\omega p) = -u_j(k_j\omega\tau) \int_0^\tau u_i(k_i\omega p)$) to be related directly with averaging, which is satisfied if one considers *only* certain sinusoidal functions. While these functions are very common in ESC literature, we believe more designs should emerge trying different kinds of u_i . Our results in this paper enable such endeavors.

Example 1. This example aims at verifying observation O1 via simulation that for some cases/systems, lower-order LBS (lower-order averaged system) can be enough to capture stability and other qualitative behaviors of the ESC. Additionally, this Example also contributes to the verification of Corollary 4 (O3). Let us consider:

$$\dot{x} = \sum_{i=1}^m \omega^{p_i} b_i(x) u_i(k_i \omega t), \dot{v} = h(J - v); \quad (38)$$

with $m = 2, J = H(x - 1)^4$ as the cost function and v as a variable introduced by the presence of a high pass filter of frequency h . The expressions and numerical values used in our simulation are $b_1 = J - v, b_2 = a, u_1 = \sin(k_1\omega t), u_2 = \cos(k_2\omega t), p_1 = p_2 = 0.5, k_1 = k_2 = 1, \omega = 20, h = 5, a = 1$ and $H = 1/10$. The initial condition is $[x_0, v_0] = [4, 0]$. We computed first-order LBS ($r=2$) and second-order LBS ($r=3$) using the formulas of \mathbf{L}_1 to \mathbf{L}_3 in (28)-(30), and plotted both of them along the ESC system. The result of the simulation is shown in Figure 1. One can clearly see how well the LBSs capture the average behavior of the ESC system. However, it is also clear that the first-order LBS ($r=2$) was enough (no need for LBS with $r=3$) to capture the qualitative behavior of the system (e.g., stability and convergence). Furthermore, note that the number of control inputs

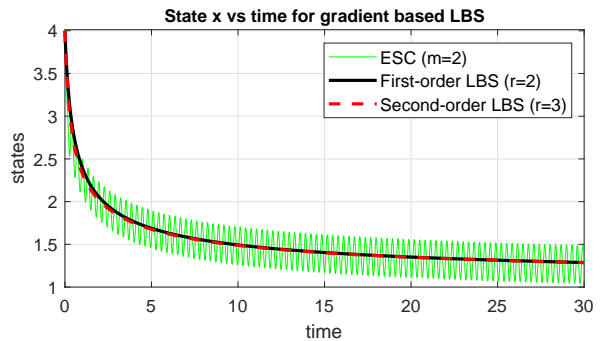


Fig. 1. Comparison of ESC with 2 control inputs and LBS approximations truncated at $r = 2$ and $r = 3$.

is $m = 2$ and $p_1 + p_2 = 1$. So, from Corollary 4, the LBS with $r = 2$ will represent complete averaging as $\omega \rightarrow \infty$ as discussed in Remark 7. Hence, increasing ω only makes the results of this example more solid.

Example 2. In this example we demonstrate the im-

portance and the need in some cases for going to higher-order LBSs as pointed out in observation *O2*. To demonstrate this, we show that taking $r = 2$ in (27) to approximate the Newton-based ESC in [1] will not be sufficient to capture the averaged dynamics of the ESC system and one needs to go higher, at least up to $r = 3$, to capture the qualitative behavior of the Newton-based ESC in [1]. We take the system in [1, Section 5]. The ESC system is in the form of (1) with states $\mathbf{x} = [x_1, d, y, z]^T$, $\mathbf{b}_0 = [\rho d, -\omega_d(y + zd), -\omega_y y, \omega_z z]^T$, $\mathbf{b}_1 = [1, 0, 0, 0]$, $\mathbf{b}_2 = [0, 0, a_2 J, 0]$, $\mathbf{b}_3 = [0, 0, 0, a_3 J]$ with $J = H(x_1 - 1)^2$, $a_2 = -2k\omega_y$, $a_3 = 8k^2\omega_z$. The values of parameters taken are $H = 2$, $k = 1$, $\rho = 0.3$, $\omega_d = 0.5$, $\omega_y = 20$, $\omega_z = 0.5$, $p_1 = 0.51$, $p_2 = 0.49$, $p_3 = 0.98$. Similarly, the control inputs are taken as $u_1 = \sin(k\omega t)$, $u_2 = \cos(k\omega t)$ and $u_3 = \cos(2k\omega t)$ with $\omega = 20$. Now, the corresponding higher-order LBS can be calculated as $\mathbf{z} = \mathbf{b}_0 + [0, 0, \omega_y \nabla J(z), \omega_z \nabla^2 J(z)]^T$. The simulation results are shown in Figure 2. One can clearly see that

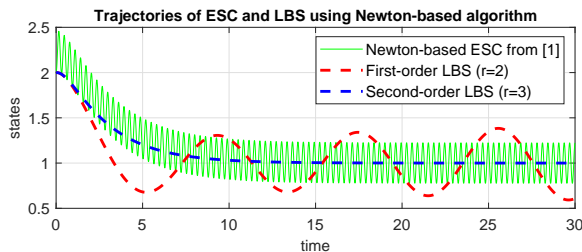


Fig. 2. Trajectories of ESC and LBS using Newton-based algorithm with LBS truncated at $r = 3$ (dashed-blue) and $r = 2$ (dashed-red).

the second-order LBS captures the qualitative behavior (e.g., stability and convergence) of the Newton-based ESC system. However, if one truncates the LBS at the first-order ($r = 2$), then the Hessian information is lost and the system actually becomes unstable, i.e., (it does not capture any qualitative behavior, e.g., stability or convergence). Additionally, this example also addresses some of what is observed in *O2*. This example shows that the nature of the Newton-based ESC in [1] needs second-order or higher LBS for analysis even with a quadratic (second-degree polynomial) cost function.

Example 3: The objective of this example is to show how adding more control inputs to the same system will be useful in extracting useful information from higher derivatives as a result of higher-order Lie brackets. This can carry hessian information and beyond as mentioned in *O2* and *O3*, which then can improve the convergence. To demonstrate this, we take a fourth-degree polynomial cost function $J = H(x - 1)^4$. Then, we take the simple system we used in Example 1 with more control inputs ($m = 4$) and compare the results with the Newton-based system from Example 2. For the first system (38), the expressions and numerical values used in the simulations are $b_1 = J - v$, $b_2 = b_3 = b_4 = a$, $u_1 = \sin(k_1\omega t)$, $u_2 = \cos(k_2\omega t)$, $u_3 = \sin(k_3\omega t)$, $u_4 = \cos(k_4\omega t)$, $p_1 = p_2 =$

$p_3 = 0.5$, $p_4 = 0.98$, $k_1 = k_2 = 1$, $k_3 = 0.25$, $k_4 = 0.5$, $\omega = 100$, $h = 5$, $a = 1$ and $H = 1/10$. The initial condition is $[x_0, v_0] = [4, 0]$. Then, one can use the formulas of \mathbf{L}_1 to \mathbf{L}_4 in (28)-(31) to get the third-order LBS. For the second system, the Newton-based ESC and its LBS are taken as in Example 2 but with $H = 1/10$, and $\omega = 100$ (similar to the first system). The initial condition for this system is chosen as $\mathbf{x}_0 = [4, 26.6, 0, 0]$ such that two systems will have the same initial convergence rate for performance comparison. Figure 3 shows the simulation results comparing both cases. It is remarkable and im-

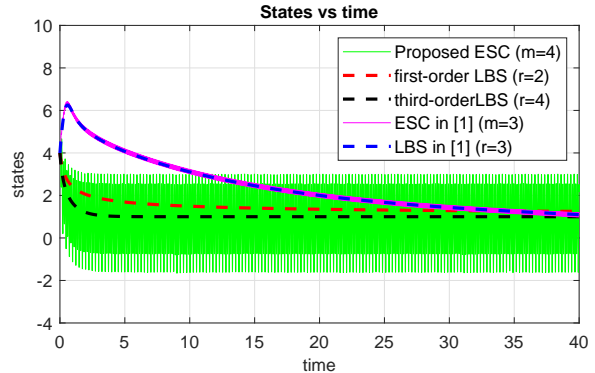


Fig. 3. Comparison between simple ESC with 4 control inputs vs. Newton-based ESC with three control inputs.

mediately noticeable that the rate of convergence of the first and simple ESC system with 4 control inputs is very high (converge within 5 seconds) and still qualitatively captured by the third-order LBS in a much better manner than if one truncates at first-order LBS; however, the first-order LBS is still sufficient for providing the stability property in a similar manner to [2,17]. On the other hand, the Newton-based ESC system (the second system) is much slower (converges within 40 seconds). The reason for the faster convergence for the first system is due to the fact that, as we increase the number of control inputs, vector fields also get added (i.e., $b_1 = J - v$, $b_2 = b_3 = b_4 = a$). Now, with different k_i for the newly added vector fields from Example 1 (i.e., k_3 and k_4), the Lie bracket between $b_1 = J - v$ with the constant vector fields b_2, b_3, b_4 realizes the gradient, which if bracketed again (thanks to $k_3 \neq k_1$ and $k_4 \neq k_2$) some of the second-order Lie brackets will not be 0; in fact some will obtain Hessian information. If second-order Lie brackets are bracketed again, we obtain information on higher-derivatives via non-zero third-order Lie brackets (as discussed in *O2*). These higher derivatives information are behind the faster convergence. The simplicity of the first system has a possible drawback which is the increase of the radius of the limit cycle radius due to the addition of more controls with constant amplitudes. To solve this issue, one may use techniques of attenuating oscillation [18] especially given how fast the convergence is, or design a system whose control vanishes at the extremum point similar to what was proposed in [17] which we tackle in Example 4.

Example 4. For this example, we take a system similar to the one presented in [17, Section 4] that ensures exponential convergence of the system to the extremum value of x^* with bounded update rates. This ESC system is:

$$\dot{x} = \sqrt{\frac{1 - e^{-J(x)}}{1 + e^{J(x)}}} \left(\omega^{p_1} \sin(\psi) u_1 + \omega^{p_2} \cos(\psi) u_2 \right), \quad (39)$$

for $J(x) \neq 0$ and $\dot{x} = 0$ for $J(x) = 0$ with $\psi = e^{J(x)} + 2 \ln(e^{J(x)} - 1)$, $u_1 = \cos(k_1 \omega t)$, $u_2 = \sin(k_2 \omega t)$, $p_1 = p_2 = 0.75$, $k_1 = k_2 = 1$. In line with observations *O3* and *O4*, We modify this problem by adding 2 more control inputs; the modified ESC system is:

$$\dot{x} = \sqrt{\frac{1 - e^{-J(x)}}{1 + e^{J(x)}}} \left(\omega^{p_1} \sin(\psi) u_1 + \omega^{p_2} \cos(\psi) u_2 + \omega^{p_3} \sin(\psi) u_3 + \omega^{p_4} \cos(\psi) u_4 \right), \quad (40)$$

with $u_3 = \cos(k_3 \omega t)$, $u_4 = \sin(k_4 \omega t)$. We take $J = H(x - 1)^4$ with $H = 2$ and the initial condition $x_0 = 2$. The other parameters are $p_1 = p_2 = p_3 = p_4 = 0.75$, $k_1 = k_2 = 1, k_3 = k_4 = 2$, $\omega = 100$. We use (27) to obtain a third-order LBS for the modified ESC (40) and use the same first-order LBS for the ESC in (39) provided in [17]. Figure 4 shows the ESC system in (39) with $m = 2$ (red) and its first-order LBS compared with our proposed ESC in (40) with $m = 4$ (magenta) and its corresponding LBS with $r = 4$ (blue). This has resulted in a much higher convergence rate for the fourth-degree polynomial cost function. Third-order LBS is needed to capture the qualitative behavior of the proposed ESC.

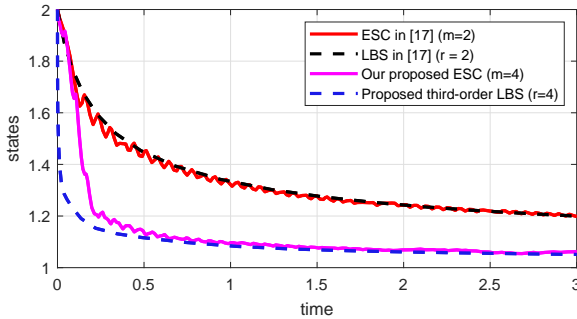


Fig. 4. Comparison of performance between ESC with $m = 2$ with our proposed ESC with $m = 4$.

4 Conclusion

This paper settles, connects, and bridges the concepts and ideas of higher-order Lie bracket approximation with higher-order averaging of a general class of control-affine systems (1). For said class, this paper concludes

the equivalence between (n)-order Lie bracket approximation and ($n + 1$)-order averaging. Our results generalize, and indeed reduce to, previous efforts in the literature which were specific to less generalized classes of (1) and concerned with particular orders of approximation. Consequently, the results of this paper can benefit the analysis and design of control-affine ESC systems. For that, we provided a clearer understanding of why higher-order Lie bracket approximation (now higher-order averaging) may be needed and how this captures, and provide insights for improvements in, the qualitative behavior (e.g., stability and convergence) of ESC. We provided multiple numerical simulations to demonstrate the effectiveness of our results. We hope this paper can bridge, benefit, and enable research between communities concerned with geometric control theory/methods, averaging, and extremum seeking.

A Appendix : Proof of Theorem 3

From Lemma 1, the control-affine system (1) in t -scale can be written in τ -scale as in (19). The term I in (19) is independent of τ , and its averaging is just itself. So, it can be later added directly to the averaged system. Thus, for further analysis, only the term II of (19) is considered. Throughout the proof, for simplicity and space considerations, the argument of $\mathbf{b}(\mathbf{x})$ is dropped, the integration variable $d\tau$ is dropped in $\int_0^T (\cdot, \tau) d\tau$, and ∂ is used to denote $\partial/\partial \mathbf{x}$. Similarly, we use $u'_i(k_i \tau) = \eta_i u_i(k_i \tau)$ as in Lemma 1, and we use the notion $U'_i(k_i \tau) = \int_0^\tau u'_i(k_i p) dp$. With Lemma 1 in place, (19) can be written as:

$$\frac{d\mathbf{x}}{d\tau} = \epsilon \sum_{i=1}^m u'_i(k_i \tau) \mathbf{b}_i(\mathbf{x}), \quad (A.1)$$

with $\epsilon = \omega^{p^* - 1}$. Next, in τ -scale we find $\mathbf{\Lambda}_\tau$ corresponding to $r = 1, 2, 3$, and 4 given by (15)-(18). Then, we convert $\mathbf{\Lambda}_\tau$ to t -scale which we denote by \mathbf{L}_τ .

For $r = 1$, we have

$$\mathbf{\Lambda}_1 = \frac{1}{T} \int_0^T \sum_{i=1}^m u'_i(k_i \tau) \mathbf{b}_i(\mathbf{x}). \quad (A.2)$$

From Assumption A2, $u'_i(k_i \tau)$ is T -periodic with zero average. It follows that $\mathbf{\Lambda}_1 = 0$. Hence, the first-order averaging term in (14) vanishes (i.e., $\epsilon \mathbf{\Lambda}_1 = 0$). Similarly, the averaged term in t -scale is $\mathbf{L}_1 = \omega \epsilon \mathbf{\Lambda}_1 = 0$.

For $r = 2$, let us consider

$$\mathbf{A} = \mathbf{f}_\tau = \sum_{i=1}^m u'_i(k_i \tau) \mathbf{b}_i, \quad (A.3)$$

$$\mathbf{B} = \int_0^\tau \mathbf{f}_p dp = \sum_{i=1}^m U'_i(k_i \tau) \mathbf{b}_i \quad (A.4)$$

Thus, $\mathbf{\Lambda}_2$ in (16) can be written as

$$\mathbf{\Lambda}_2 = \frac{1}{T} \int_0^T [\mathbf{B}, \mathbf{A}], \quad (\text{A.5})$$

where obviously $[\mathbf{B}, \mathbf{A}] = \partial \mathbf{A} \mathbf{B} - \partial \mathbf{B} \mathbf{A}$. Furthermore,

$$\begin{aligned} [\mathbf{B}, \mathbf{A}] &= \sum_{i=1}^m u'(k_i \tau) \partial \mathbf{b}_i \sum_{j=1}^m U'_i(k_i \tau) \mathbf{b}_j \\ &\quad - \sum_{i=1}^m U'_i(k_i \tau) \partial \mathbf{b}_i \sum_{j=1}^m u'_j(k_j \tau) \mathbf{b}_j. \\ &= \sum_{i=1}^m \sum_{j=1}^m (u'_i(k_i \tau) U'_j(k_j \tau) \partial \mathbf{b}_i \mathbf{b}_j - u'_j(k_j \tau) U'_i(k_i \tau) \partial \mathbf{b}_i \mathbf{b}_j) \\ &= \sum_{i=1}^m \sum_{j=i+1}^m (u'_j(k_j \tau) U'_i(k_i \tau) - u'_i(k_i \tau) U'_j(k_j \tau)) [\mathbf{b}_i, \mathbf{b}_j]. \end{aligned} \quad (\text{A.6})$$

Now, from (A.5) and (A.6), we have:

$$\mathbf{\Lambda}_2 = \frac{1}{T} \int_0^T [\mathbf{B}, \mathbf{A}] = \sum_{i=1}^m \sum_{j=i+1}^m \nu'_{ij} [\mathbf{b}_i, \mathbf{b}_j], \quad (\text{A.7})$$

with $\nu'_{ij} = \frac{1}{T} \int_0^T (u'_j(k_j \tau) U'_i(k_i \tau) - u'_i(k_i \tau) U'_j(k_j \tau))$. Now, the second-order averaging term in (14) is:

$$\frac{\epsilon^2}{2} \mathbf{\Lambda}_2 = \frac{\epsilon^2}{2} \sum_{i=1}^m \sum_{j=i+1}^m \nu'_{ij} [\mathbf{b}_i, \mathbf{b}_j]. \quad (\text{A.8})$$

Now, going back to t -scale and substituting $\epsilon = \omega^{p^*-1}$:

$$\mathbf{L}_2 = \omega \frac{\epsilon^2}{2} \mathbf{\Lambda}_2 = \frac{\omega \omega^{2p^*-2}}{2} \sum_{i=1}^m \sum_{j=i+1}^m \nu'_{ij} [\mathbf{b}_i, \mathbf{b}_j], \quad (\text{A.9})$$

Now, using the relations $u'_i(k_i \tau) = \eta_i u_i(k_i \tau)$ and $\eta_i = \omega^{p_i - p^*}$ from Lemma 1, (A.9) can be written as

$$\mathbf{L}_2 = \sum_{i=1}^m \sum_{j=i+1}^m \nu_{ij} [\mathbf{b}_i, \mathbf{b}_j], \quad (\text{A.10})$$

with

$$\nu_{ij} = \frac{\omega^{p_i + p_j - 1}}{2T} \int_0^T (u_j(k_j \tau) U_i(k_i \tau) - u_i(k_i \tau) U_j(k_j \tau)). \quad (\text{A.11})$$

For $\mathbf{r} = \mathbf{3}$, since $\mathbf{\Lambda}_1 = 0$, then $\mathbf{\Lambda}_3$ in (17) is written as

$$\mathbf{\Lambda}_3 = \frac{2}{T} \int_0^T [\mathbf{B}, [\mathbf{B}, \mathbf{A}]]. \quad (\text{A.12})$$

So, we first need to find $[\mathbf{B}, [\mathbf{B}, \mathbf{A}]]$, but before that we introduce the following notation for the sake of simplicity

$$\beta'_{ij} = (u'_j(k_j \tau) U'_i(k_i \tau) - u'_i(k_i \tau) U'_j(k_j \tau)). \quad (\text{A.13})$$

Then, $[\mathbf{B}, [\mathbf{B}, \mathbf{A}]]$ can be found as

$$\begin{aligned} [\mathbf{B}, [\mathbf{B}, \mathbf{A}]] &= \partial [\mathbf{B}, \mathbf{A}] \mathbf{B} - \partial \mathbf{B} [\mathbf{B}, \mathbf{A}] \\ &= \sum_{i=1}^m \sum_{j=i+1}^m \beta'_{ij} \partial [\mathbf{b}_i, \mathbf{b}_j] \sum_{k=1}^m \mathbf{b}_k U'_k(k_k \tau) \\ &\quad - \sum_{i=1}^m \partial \mathbf{b}_i U'_i(k_i \tau) \sum_{j=1}^m \sum_{k=j+1}^m \beta'_{jk} [\mathbf{b}_j, \mathbf{b}_k] \\ &= \sum_{i=1}^m \sum_{j=i+1}^m \sum_{k=1}^m \beta'_{ij} U'_k(k_k \tau) \partial [\mathbf{b}_i, \mathbf{b}_j] \mathbf{b}_k \\ &\quad - \sum_{i=1}^m \sum_{j=1}^m \sum_{k=j+1}^m U'_i(k_i \tau) \beta'_{jk} \partial \mathbf{b}_i [\mathbf{b}_j, \mathbf{b}_k] \\ &= \sum_{i=1}^m \sum_{j=i+1}^m \sum_{k=1}^m U'_k(k_k \tau) \beta'_{ij} [\mathbf{b}_k, [\mathbf{b}_i, \mathbf{b}_j]] \end{aligned} \quad (\text{A.14})$$

Now, using (A.14), we can write (A.12) as

$$\begin{aligned} \mathbf{\Lambda}_3 &= \frac{2}{T} \int_0^T \sum_{i=1}^m \sum_{j=i+1}^m \sum_{k=1}^m \beta'_{ij} U'_k(k_k \tau) [\mathbf{b}_k, [\mathbf{b}_i, \mathbf{b}_j]] \\ &= 2 \sum_{i=1}^m \sum_{j=i+1}^m \sum_{k=1}^m \nu'_{ijk} [\mathbf{b}_k, [\mathbf{b}_i, \mathbf{b}_j]]; \nu'_{ijk} = \frac{1}{T} \int_0^T \beta'_{ij} U'_k d\tau \end{aligned} \quad (\text{A.15})$$

Thus, the term corresponding to third-order averaging in (14) is

$$\frac{\epsilon^3 \mathbf{\Lambda}_3}{6} = \frac{2\epsilon^3}{6} \sum_{i=1}^m \sum_{j=i+1}^m \sum_{k=1}^m \nu'_{ijk} [\mathbf{b}_k, [\mathbf{b}_i, \mathbf{b}_j]]. \quad (\text{A.16})$$

Now, in t -scale with $\epsilon = \omega^{p^*-1}$ from Lemma 1, we get

$$\begin{aligned} \mathbf{L}_3 &= \omega \frac{\epsilon^3 \mathbf{\Lambda}_3}{6} \\ &= \frac{1}{3} \omega \omega^{3p^*-3} \sum_{i=1}^m \sum_{j=i+1}^m \sum_{k=1}^m \nu'_{ijk} [\mathbf{b}_k, [\mathbf{b}_i, \mathbf{b}_j]], \end{aligned} \quad (\text{A.17})$$

Now, using the relations $u'_i(k_i \tau) = \eta_i u_i(k_i \tau)$ and $\eta_i = \omega^{p_i - p^*}$ from Lemma 1, (A.17) can be written as

$$\mathbf{L}_3 = \sum_{i=1}^m \sum_{j=i+1}^m \sum_{k=1}^m \nu_{ijk} [\mathbf{b}_k, [\mathbf{b}_i, \mathbf{b}_j]] \quad (\text{A.18})$$

with

$$\nu_{ijk} = \frac{\omega^{p_i+p_j+p_k-2}}{3T} \int_0^T \left((u_j(k_j\tau)U_i(k_i\tau) - u_i(k_i\tau)U_j(k_j\tau))U_k(k_k\tau) \right) d\tau.$$

For $\mathbf{r} = 4$, we introduce the following notations. Symbols \mathbf{A} and \mathbf{B} are defined as in (A.3)-(A.4) but with a subscript that denotes the argument of u' and U' . Now, we aim at writing $\mathbf{\Lambda}_4$ from (18) as follows:

$$\mathbf{\Lambda}_4 = \frac{2}{T} \int_0^T \left(\int_0^\tau [\mathbf{C}, \mathbf{D}] dp + [\mathbf{E}, \mathbf{f}_\tau] + \int_0^\tau \mathbf{G} dp \right). \quad (\text{A.19})$$

In the next step, we find the expressions for $\mathbf{C}, \mathbf{D}, \mathbf{E}, \mathbf{G}$ and associated brackets. Now, for the computation of \mathbf{C}, \mathbf{D} and the first part of (A.19), we have

$$\begin{aligned} [\mathbf{B}_q, \mathbf{A}_q] &= \sum_{i=1}^m \partial \mathbf{b}_i u'_i(q) \sum_{j=1}^m \mathbf{b}_j U'_j(q) - \sum_{i=1}^m \partial \mathbf{b}_i U'_i(q) \sum_{j=1}^m \mathbf{b}_j u'_j(q) \\ &= \sum_{i=1}^m \sum_{j=i+1}^m (u'_j(q)U'_i(q) - u'_i(q)U'_j(q)) [\mathbf{b}_i, \mathbf{b}_j] \\ &= \sum_{i=1}^m \sum_{j=i+1}^m \alpha'_1(q)_{ij} [\mathbf{b}_i, \mathbf{b}_j]. \end{aligned}$$

Now, we can compute \mathbf{C} as

$$\mathbf{C} = \int_0^p [\mathbf{B}_q, \mathbf{A}_q] = \sum_{i=1}^m \sum_{j=i+1}^m \alpha'_2(p)_{ij} [\mathbf{b}_i, \mathbf{b}_j], \quad (\text{A.20})$$

where $\alpha'_2(p)_{ij} = \int_0^p \alpha'_1(q)_{ij} dq$. Next, we compute \mathbf{D} as

$$\begin{aligned} \mathbf{D} &= \left[\sum_{i=1}^m \mathbf{b}_i u'_i(p), \sum_{i=1}^m \mathbf{b}_i u'_i(\tau) \right] \\ &= \sum_{i=1}^m u'_i(\tau) \partial \mathbf{b}_i \sum_{j=1}^m u'_j(p) \mathbf{b}_j - \sum_{i=1}^m u'_i(p) \partial \mathbf{b}_i \sum_{j=1}^m u'_j(\tau) \mathbf{b}_j \\ &= \sum_{i=1}^m \sum_{j=i+1}^m (u'_j(\tau)u'_i(p) - u'_i(\tau)u'_j(p)) [\mathbf{b}_i, \mathbf{b}_j] \\ &= \sum_{i=1}^m \sum_{j=i+1}^m \alpha'_3(\tau, p)_{ij} [\mathbf{b}_i, \mathbf{b}_j]. \end{aligned} \quad (\text{A.21})$$

Next, the Lie bracket of \mathbf{C} and \mathbf{D} can be found as

$$[\mathbf{C}, \mathbf{D}] = \left[\sum_{i=1}^m \sum_{j=i+1}^m \alpha'_2(p)_{ij} [\mathbf{b}_i, \mathbf{b}_j], \sum_{i=1}^m \sum_{j=i+1}^m \alpha'_3(\tau, p)_{ij} [\mathbf{b}_i, \mathbf{b}_j] \right] [\mathbf{E}, \mathbf{f}_\tau] = \left[\sum_{i=1}^m \sum_{j=i+1}^m \sum_{k=1}^m \alpha'_7(\tau)_{ijk} [[\mathbf{b}_i, \mathbf{b}_j], \mathbf{b}_k], \sum_{i=1}^m u'_i(\tau) \mathbf{b}_i \right], \quad (\text{A.24})$$

$$\begin{aligned} &= \sum_{i=1}^m \sum_{j=i+1}^m \alpha'_3(\tau, p)_{ij} \partial [\mathbf{b}_i, \mathbf{b}_j] \sum_{k=1}^m \sum_{l=k+1}^m \alpha'_2(p)_{kl} [\mathbf{b}_k, \mathbf{b}_l] \\ &- \sum_{i=1}^m \sum_{j=i+1}^m \alpha'_2(p)_{ij} \partial [\mathbf{b}_i, \mathbf{b}_j] \sum_{k=1}^m \sum_{l=k+1}^m \alpha'_3(\tau, p)_{kl} [\mathbf{b}_k, \mathbf{b}_l] \\ &= \sum_{i=1}^m \sum_{j=i+1}^m \sum_{k=1}^m \sum_{l=k+1}^m \alpha'_4(\tau, p)_{ijkl} [[\mathbf{b}_i, \mathbf{b}_j], [\mathbf{b}_k, \mathbf{b}_l]] \end{aligned}$$

where $\alpha'_4(\tau, p)_{ijkl} = \alpha'_3(\tau, p)_{kl} \alpha'_2(p)_{ij}$ and $(i, j) \neq (k, l)$. Finally, we integrate $[\mathbf{C}, \mathbf{D}]$ from 0 to τ as

$$\int_0^\tau [\mathbf{C}, \mathbf{D}] = \sum_{i=1}^m \sum_{j=i+1}^m \sum_{k=1}^m \sum_{l=k+1}^m \alpha'_5(\tau)_{ijkl} [[\mathbf{b}_i, \mathbf{b}_j], [\mathbf{b}_k, \mathbf{b}_l]] \quad (\text{A.22})$$

with $\alpha'_5(\tau)_{ijkl} = \int_0^\tau \alpha'_4(\tau, p)_{ijkl} dp$.

Now, for the computation of second part of (A.19), first we find

$$\begin{aligned} [\mathbf{C}, \mathbf{f}_p] &= \left[\sum_{i=1}^m \sum_{j=i+1}^m \alpha'_2(p)_{ij} [\mathbf{b}_i, \mathbf{b}_j], \sum_{i=1}^m \mathbf{b}_i u'_i(p) \right] \\ &= \sum_{i=1}^m \partial \mathbf{b}_i u'_i(p) \sum_{j=1}^m \sum_{k=j+1}^m \alpha'_2(p)_{jk} [\mathbf{b}_j, \mathbf{b}_k] \\ &- \sum_{i=1}^m \sum_{j=i+1}^m \alpha'_2(p)_{ij} \partial [\mathbf{b}_i, \mathbf{b}_j] \sum_{k=1}^m \mathbf{b}_k u'_k(p), \\ &= \sum_{i=1}^m \sum_{j=1}^m \sum_{k=j+1}^m u'_i(p) \alpha'_2(p)_{jk} \partial \mathbf{b}_i [\mathbf{b}_j, \mathbf{b}_k] \\ &- \sum_{i=1}^m \sum_{j=i+1}^m \sum_{k=1}^m \alpha'_2(p)_{ij} u'_k(p) \partial [\mathbf{b}_i, \mathbf{b}_j] \mathbf{b}_k \\ &= \sum_{i=1}^m \sum_{j=i+1}^m \sum_{k=1}^m \alpha'_2(p)_{ij} u'_k(p) [[\mathbf{b}_i, \mathbf{b}_j], \mathbf{b}_k], \end{aligned}$$

Thus,

$$[\mathbf{C}, \mathbf{f}_p] = \sum_{i=1}^m \sum_{j=i+1}^m \sum_{k=1}^m \alpha'_6(p)_{ijk} [[\mathbf{b}_i, \mathbf{b}_j], \mathbf{b}_k],$$

with $\alpha'_6(p)_{ijk} = \alpha'_2(p)_{ij} u'_k(p)$, \mathbf{E} can be computed as

$$\mathbf{E} = \int_0^\tau [\mathbf{C}, \mathbf{f}_p] = \sum_{i=1}^m \sum_{j=i+1}^m \sum_{k=1}^m \alpha'_7(\tau)_{ijk} [[\mathbf{b}_i, \mathbf{b}_j], \mathbf{b}_k], \quad (\text{A.23})$$

with $\alpha'_7(\tau)_{ijk} = \int_0^\tau \alpha'_6(p)_{ijk} dp$. Additionally,

$$\begin{aligned}
&= \sum_{i=1}^m u'_i(\tau) \partial \mathbf{b}_i \sum_{j=1}^m \sum_{k=j+1}^m \sum_{l=1}^m \alpha'_7(\tau)_{jkl} [[\mathbf{b}_j, \mathbf{b}_k], \mathbf{b}_l] \\
&- \sum_{i=1}^m \sum_{j=i+1}^m \sum_{k=1}^m \alpha'_7(\tau)_{ijk} \partial [[\mathbf{b}_i, \mathbf{b}_j] \mathbf{b}_k] \sum_{l=1}^m u'_l(\tau) \mathbf{b}_l, \\
&= \sum_{i=1}^m \sum_{j=i+1}^m \sum_{k=1}^m \sum_{l=1}^m \alpha'_7(\tau)_{ijk} u'_l(\tau) [[[\mathbf{b}_i, \mathbf{b}_j], \mathbf{b}_k], \mathbf{b}_l], \\
&= \sum_{i=1}^m \sum_{j=i+1}^m \sum_{k=1}^m \sum_{l=1}^m \alpha'_8(\tau)_{ijkl} [[[\mathbf{b}_i, \mathbf{b}_j], \mathbf{b}_k], \mathbf{b}_l],
\end{aligned} \tag{A.25}$$

where $\alpha'_8(p)_{ijk} = \alpha'_7(\tau)_{ijk} u'_l(\tau)$. Finally, for the computation of the third part of (A.19), we define \mathbf{F} as

$$\begin{aligned}
\mathbf{F} &= \left[\left[\int_0^p \mathbf{f}_q dq, \mathbf{f}_p \right], \mathbf{A}_\tau \right] = [[\mathbf{B}_p, \mathbf{A}_p], \mathbf{A}_\tau] \\
&= \left[\sum_{i=1}^m \sum_{j=i+1}^m \alpha'_1(p)_{ij} [\mathbf{b}_i, \mathbf{b}_j], \sum_{i=1}^m \mathbf{b}_i u'_i(\tau) \right] \\
&= \sum_{i=1}^m \sum_{j=i+1}^m \sum_{k=1}^m \alpha'_1(p)_{ij} u'_k(\tau) [[\mathbf{b}_i, \mathbf{b}_j], \mathbf{b}_k] \\
&= \sum_{i=1}^m \sum_{j=i+1}^m \sum_{k=1}^m \alpha'_9(p, \tau)_{ijk} [[\mathbf{b}_i, \mathbf{b}_j], \mathbf{b}_k],
\end{aligned} \tag{A.26}$$

with $\alpha'_9(p, \tau)_{ijk} = \alpha'_1(p)_{ij} u'_k(\tau)$. Next, we find \mathbf{G} as

$$\begin{aligned}
\mathbf{G} &= \left[\sum_{i=1}^m \mathbf{b}_i U'_i(p), \mathbf{F} \right] \\
&= \left[\sum_{i=1}^m \mathbf{b}_i U'_i(p), \sum_{i=1}^m \sum_{j=i+1}^m \sum_{k=1}^m \alpha'_9(p, \tau)_{ijk} [[\mathbf{b}_i, \mathbf{b}_j], \mathbf{b}_k] \right], \\
&= \sum_{i=1}^m \sum_{j=i+1}^m \sum_{k=1}^m \alpha'_9(p, \tau)_{ijk} \partial [[\mathbf{b}_i, \mathbf{b}_j], \mathbf{b}_k] \sum_{l=1}^m \mathbf{b}_l U'_l(p) \\
&- \sum_{i=1}^m \partial \mathbf{b}_i U'_i(p) \sum_{j=1}^m \sum_{k=j+1}^m \sum_{l=1}^m [[\mathbf{b}_j, \mathbf{b}_k], \mathbf{b}_l] \alpha'_9(p, \tau)_{jkl}, \\
&= \sum_{i=1}^m \sum_{j=i+1}^m \sum_{k=1}^m \sum_{l=1}^m \alpha'_9(p, \tau)_{ijk} U'_l(p) [\mathbf{b}_l, [[\mathbf{b}_i, \mathbf{b}_j], \mathbf{b}_k]].
\end{aligned} \tag{A.27}$$

We can now find the integral of \mathbf{G} from 0 to τ as

$$\int_0^\tau \mathbf{G} = \sum_{i=1}^m \sum_{j=i+1}^m \sum_{k=1}^m \sum_{l=1}^m \alpha'_{10}(\tau)_{ijkl} [\mathbf{b}_l, [[\mathbf{b}_i, \mathbf{b}_j], \mathbf{b}_k]],$$

where $\alpha'_{10}(\tau)_{ijkl} = \int_0^\tau \alpha'_9(p, \tau)_{ijk} U'_l(p) dp$. Thus, $\mathbf{\Lambda}_4$ from (A.19), after computing $\mathbf{C}, \mathbf{D}, \mathbf{E}, \mathbf{G}$ and associ-

ated brackets, can be written as

$$\begin{aligned}
\mathbf{\Lambda}_4 &= \frac{2}{T} \int_0^T \left(\sum_{i=1}^m \sum_{j=i+1}^m \sum_{k=1}^m \sum_{l=k+1}^m \alpha'_5(\tau)_{ijkl} [[\mathbf{b}_i, \mathbf{b}_j], [\mathbf{b}_k, \mathbf{b}_l]] \right. \\
&+ \sum_{i=1}^m \sum_{j=i+1}^m \sum_{k=1}^m \sum_{l=1}^m \alpha'_8(\tau)_{ijkl} [[[\mathbf{b}_i, \mathbf{b}_j], \mathbf{b}_k], \mathbf{b}_l] \\
&+ \left. \sum_{i=1}^m \sum_{j=i+1}^m \sum_{k=1}^m \sum_{l=1}^m \alpha'_{10}(\tau)_{ijkl} [\mathbf{b}_l, [[\mathbf{b}_i, \mathbf{b}_j], \mathbf{b}_k]] \right).
\end{aligned} \tag{A.28}$$

Now, the fourth-order averaging term in (14) with $\epsilon = \omega^{p^*-1}$ is:

$$\frac{\epsilon^4 \mathbf{\Lambda}_4}{4!} = \frac{\omega^{4p^*-4} \mathbf{\Lambda}_4}{4!}$$

Finally, changing back to t -scale, we get

$$\begin{aligned}
\mathbf{L}_4 &= \omega \frac{\omega^{4p^*-4} \mathbf{\Lambda}_4}{4!} = \frac{\omega^{4p^*-3} \mathbf{\Lambda}_4}{4!} \\
&= \frac{\omega^{4p^*-3}}{4!} \frac{2}{T} \int_0^T \left(\sum_{i=1}^m \sum_{j=i+1}^m \sum_{k=1}^m \sum_{l=k+1}^m \alpha'_5(\tau)_{ijkl} [[\mathbf{b}_i, \mathbf{b}_j], [\mathbf{b}_k, \mathbf{b}_l]] \right. \\
&+ \sum_{i=1}^m \sum_{j=i+1}^m \sum_{k=1}^m \sum_{l=1}^m \alpha'_8(\tau)_{ijkl} [[[\mathbf{b}_i, \mathbf{b}_j], \mathbf{b}_k], \mathbf{b}_l] \\
&+ \left. \sum_{i=1}^m \sum_{j=i+1}^m \sum_{k=1}^m \sum_{l=1}^m \alpha'_{10}(\tau)_{ijkl} [\mathbf{b}_l, [[\mathbf{b}_i, \mathbf{b}_j], \mathbf{b}_k]] \right), \\
&= \sum_{i=1}^m \sum_{j=i+1}^m \sum_{k=1}^m \sum_{l=k+1}^m \beta_{1ijkl} [[\mathbf{b}_i, \mathbf{b}_j], [\mathbf{b}_k, \mathbf{b}_l]] \\
&+ \sum_{i=1}^m \sum_{j=i+1}^m \sum_{k=1}^m \sum_{l=1}^m (\beta_{2ijkl} - \beta_{3ijkl}) [[[\mathbf{b}_i, \mathbf{b}_j], \mathbf{b}_k], \mathbf{b}_l]
\end{aligned} \tag{A.29}$$

where

$$\begin{aligned}
\beta_{1ijkl} &= \omega^{4p^*-3} \frac{1}{12T} \int_0^T \eta_i \eta_j \eta_k \eta_l \alpha_5(\tau)_{ijkl} \\
&= \omega^{4p^*-3} \omega^{p_i+p_j+p_k+p_l-4p^*} \frac{1}{12T} \int_0^T \alpha_5(\tau)_{ijkl} \\
&= \omega^{p_i+p_j+p_k+p_l-3} \frac{1}{12T} \int_0^T \alpha_5(\tau)_{ijkl}.
\end{aligned}$$

Similarly,

$$\beta_{2ijkl} = \omega^{p_i+p_j+p_k+p_l-3} \frac{1}{12T} \int_0^T \alpha_8(\tau)_{ijkl},$$

$$\beta_{3ijkl} = \omega^{p_i+p_j+p_k+p_l-3} \frac{1}{12T} \int_0^T \alpha_{10}(\tau)_{ijkl}.$$

By using the variable \mathbf{z} instead of \mathbf{x} , the fourth-order averaging system in t -scale including the drift term $\mathbf{b}_0(\mathbf{z})$ is finally written as:

$$\dot{\mathbf{z}} = \mathbf{b}_0(\mathbf{z}) + \mathbf{L}_1(\mathbf{z}) + \mathbf{L}_2(\mathbf{z}) + \mathbf{L}_3(\mathbf{z}) + \mathbf{L}_4(\mathbf{z}). \quad (\text{A.30})$$

This completes the proof of Theorem 3. \square

References

- [1] C. Labar, E. Garone, M. Kinnaert, and C. Ebenbauer, "Newton-based extremum seeking: A second-order lie bracket approximation approach," *Automatica*, vol. 105, pp. 356–367, 2019.
- [2] H.-B. Dürr, M. S. Stanković, C. Ebenbauer, and K. H. Johansson, "Lie bracket approximation of extremum seeking systems," *Automatica*, vol. 49, no. 6, pp. 1538–1552, 2013.
- [3] F. Bullo and A. D. Lewis, *Geometric control of mechanical systems: modeling, analysis, and design for simple mechanical control systems*, vol. 49. Springer, 2019.
- [4] C. Zhang, A. Siranosian, and M. Krstić, "Extremum seeking for moderately unstable systems and for autonomous vehicle target tracking without position measurements," *Automatica*, vol. 43, no. 10, pp. 1832–1839, 2007.
- [5] S. A. Eisa and S. Pokhrel, "Analyzing and mimicking the optimized flight physics of soaring birds: A differential geometric control and extremum seeking system approach with real time implementation," *SIAM Journal on Applied Mathematics*, pp. S82–S104, 2023.
- [6] A. D. Lewis and R. M. Murray, "Configuration controllability of simple mechanical control systems," *SIAM Journal on control and optimization*, vol. 35, no. 3, pp. 766–790, 1997.
- [7] H. J. Sussmann, "A general theorem on local controllability," *SIAM Journal on Control and Optimization*, vol. 25, no. 1, pp. 158–194, 1987.
- [8] R. Hermann and A. Krener, "Nonlinear controllability and observability," *IEEE Transactions on automatic control*, vol. 22, no. 5, pp. 728–740, 1977.
- [9] J. Kurzweil and J. Jarník, "Limit processes in ordinary differential equations," *Zeitschrift für angewandte Mathematik und Physik ZAMP*, vol. 38, pp. 241–256, 1987.
- [10] H. J. Sussmann and W. Liu, "Limits of highly oscillatory controls and the approximation of general paths by admissible trajectories," in *Proceedings of the 30th IEEE Conference on Decision and Control*, pp. 437–442, 1991.
- [11] H. J. Sussmann and W. Liu, "Lie bracket extensions and averaging: the single-bracket case," *Kluwer International Series in Engineering and Computer Science*, pp. 109–109, 1992.
- [12] W. Liu, "An approximation algorithm for nonholonomic systems," *SIAM Journal on Control and Optimization*, vol. 35, no. 4, pp. 1328–1365, 1997.
- [13] K. B. Ariyur and M. Krstić, *Real-time optimization by extremum-seeking control*. John Wiley & Sons, 2003.
- [14] Y. Tan, W. Moase, C. Manzie, D. Nešić, and I. Mareels, "Extremum seeking from 1922 to 2010," in *Proceedings of the 29th Chinese Control Conference*, pp. 14–26, 2010.
- [15] M. Krstić and H.-H. Wang, "Stability of extremum seeking feedback for general nonlinear dynamic systems," *Automatica*, vol. 36, no. 4, pp. 595–601, 2000.
- [16] H.-B. Dürr, M. Krstić, A. Scheinker, and C. Ebenbauer, "Singularly perturbed lie bracket approximation," *IEEE Transactions on Automatic Control*, vol. 60, no. 12, pp. 3287–3292, 2015.
- [17] V. Grushkovskaya, A. Zuyev, and C. Ebenbauer, "On a class of generating vector fields for the extremum seeking problem: Lie bracket approximation and stability properties," *Automatica*, vol. 94, pp. 151–160, 2018.
- [18] S. Pokhrel and S. A. Eisa, "Control-affine extremum seeking control with attenuating oscillations: A lie bracket estimation approach," in *2023 Proceedings of the Conference on Control and its Applications (CT)*, pp. 133–140, SIAM, 2023.
- [19] C. Labar, J. Feiling, and C. Ebenbauer, "Gradient-based extremum seeking: Performance tuning via lie bracket approximations," in *2018 European control conference (ECC)*, pp. 2775–2780, IEEE, 2018.
- [20] M. Abdelgalil and H. Taha, "Recursive averaging with application to bio-inspired 3-d source seeking," *IEEE Control Systems Letters*, vol. 6, pp. 2816–2821, 2022.
- [21] L. Markus and H. Yamabe, "Global stability criteria for differential systems," *Osaka Mathematical Journal*, vol. 12, no. 2, pp. 305–317, 1960.
- [22] M. Maggia, S. A. Eisa, and H. E. Taha, "On higher-order averaging of time-periodic systems: reconciliation of two averaging techniques," *Nonlinear Dynamics*, vol. 99, pp. 813–836, Jan 2020.
- [23] F. Bullo, "Averaging and vibrational control of mechanical systems," *SIAM Journal on Control and Optimization*, vol. 41, no. 2, pp. 542–562, 2002.
- [24] P. VeJa and J. Burdick, "A general averaging theory via series expansions," in *Proceedings of the 2003 American Control Conference, 2003.*, vol. 2, pp. 1530–1535, 2003.
- [25] A. Sarychev, "Stability criteria for time-periodic systems via high-order averaging techniques," in *Nonlinear control in the year 2000 volume 2*, pp. 365–377, Springer, 2007.
- [26] A. V. Sarychev, "Lie-and chronologico-algebraic tools for studying stability of time-varying systems," *Systems & Control Letters*, vol. 43, no. 1, pp. 59–76, 2001.
- [27] A. H. Nayfeh, *Perturbation methods*. John Wiley & Sons, 2008.
- [28] J. A. Sanders, F. Verhulst, J. Murdock, J. A. Sanders, F. Verhulst, and J. Murdock, "Averaging: the periodic case," *Averaging methods in nonlinear dynamical systems*, pp. 21–44, 2007.
- [29] J. A. Murdock, *Perturbations: theory and methods*. SIAM, 1999.
- [30] K. Yagasaki and T. Ichikawa, "Higher-order averaging for periodically forced weakly nonlinear systems," *International Journal of Bifurcation and Chaos*, vol. 9, no. 03, pp. 519–531, 1999.
- [31] A. A. Agrachev and R. V. Gamkrelidze, "The exponential representation of flows and the chronological calculus," *Matematicheskii Sbornik*, vol. 149, no. 4, pp. 467–532, 1978.
- [32] A. A. Agrachev and R. V. Gamkrelidze, "Chronological algebras and nonstationary vector fields," *Journal of Soviet Mathematics*, vol. 17, pp. 1650–1675, 1981.
- [33] J. Hale, "Ordinary differential equations," *Wiley-Interscience*, 1969.
- [34] H. K. Khalil, "Nonlinear systems third edition," *Patience Hall*, vol. 115, 2002.