

SYNTAX ERROR-FREE AND GENERALIZABLE TOOL USE FOR LLMs VIA FINITE-STATE DECODING

Kexun Zhang^{1*} Hongqiao Chen^{2*} Lei Li³ William Yang Wang¹
¹UC Santa Barbara ²Northwood High School ³Carnegie Mellon University

ABSTRACT

Large language models (LLMs) have shown promising capabilities in using external tools to solve complex problems. However, existing approaches involve either fine-tuning on tool demonstrations, which does not generalize to new tools without additional training, or providing tool documentation in context, limiting the number of tools. Both approaches often generate syntactically invalid tool calls. In this paper, we propose TOOLDEC, a finite-state machine-guided decoding algorithm for tool-augmented LLMs. TOOLDEC eliminates tool-related errors for any tool-augmented LLMs by ensuring valid tool names and type-conforming arguments. Furthermore, TOOLDEC enables LLM to effectively select tools using only the information contained in their names, with no need for fine-tuning or in-context documentation. We evaluated multiple prior methods and their TOOLDEC-enhanced versions on a variety of tasks involving tools like math functions, knowledge graph relations, and complex real-world RESTful APIs. Our experiments show that TOOLDEC reduces syntactic errors to zero, consequently achieving significantly better performance and as much as a 2x speedup. We also show that TOOLDEC achieves superior generalization performance on unseen tools, performing up to 8x better than the baselines¹

1 INTRODUCTION

Augmenting large language models (LLMs) with external tools (Mialon et al., 2023) enables them to solve complex problems. Current LLMs can utilize retrievers (Shen et al., 2023; Gupta & Kembhavi, 2022; Schick et al., 2023), RESTful APIs (Qin et al., 2023; Song et al., 2023), program interpreters (Chen et al., 2022; Gao et al., 2023), and various other tools. The performance of a tool-augmented LLM depends on its ability to make three key decisions—when to use a tool, which tool to use, and how to invoke a tool. Existing approaches learn to make these decisions through fine-tuning or in-context learning.

However, these approaches still generate erroneous tool calls. For example, in-context learning can easily generate non-existent tool names that are not in the tool inventory because non-existent tools may also look plausible as the next token (Song et al., 2023; Qin et al., 2023). Fine-tuned models, though usually call tools by correct names, often pass invalid arguments to the right tool functions (Hao et al., 2023), just as in-context learning does. Furthermore, prior approaches do not generalize to unseen tools well. Fine-tuning approaches need additional training data and further fine-tuning to adopt new tools. In-context learning approaches require tool documentation in the prompts.

To address these issues, we propose TOOLDEC, a decoding algorithm guided by a finite-state machine (FSM) to ensure LLMs invoke tools properly. Our core insight is to explicitly represent states during LLM decoding. Each state is associated with a valid set of tokens corresponding to tool names and tool arguments. TOOLDEC transitions from state to state as decoding progresses. At each decoding step, TOOLDEC does not sample from the entire vocabulary of the language model. Instead, it samples from a subset of tokens allowed by the current state. The FSM that gives guidance to TOOLDEC is constructed from tool documentation and API signature so that the machine precisely represents the grammar of tool calls. In this way, TOOLDEC is able to always generate

*Equal contribution. Correspondence to kexun@ucsb.edu.

¹We release our code and data at <https://github.com/chenhongqiao/tooldec>.

Table 1: The comparison between the LLM tool use paradigms. Finite-state decoding is able to eliminate syntax errors, adopt new tools without new data and in-context documentation.

Paradigm	Syntax Error-Free	Data-Free Generalization	No Tool Docs in Context
Fine-tuning	✗	✗	✓
In-context learning	✗	✓	✗
Finite-state decoding (ours)	✓	✓	✓

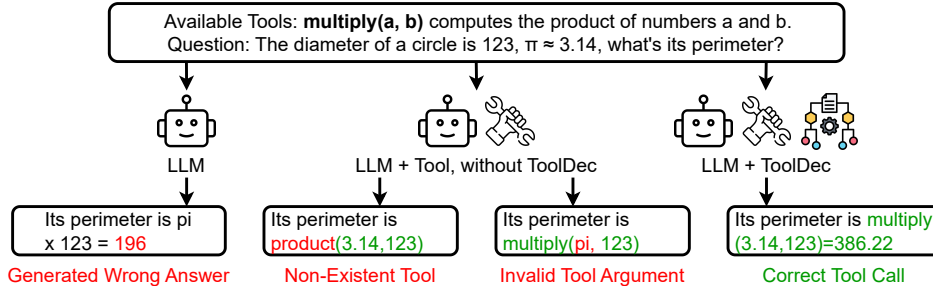


Figure 1: LLMs using external tools. LLMs without tools cannot multiply, so they just generate a probable next token. Tool-augmented LLMs can access external tools like `multiply`, but they may call a non-existent tool like `product` and pass invalid arguments like the string “pi”. Our proposed TOOLDEC always generates tool calls without syntax errors.

syntactically correct tool calls. Figure 1 illustrates that an LLM enhanced by TOOLDEC is able to generate the right function call `multiply` with precise arguments (“3.14” and “123”) and therefore, it gets the correct result returned by the tool. More examples comparing TOOLDEC and other tool LLMs can be found in Appendix A.3.

Furthermore, TOOLDEC generalizes to new tools that never appeared before much more efficiently. Unlike prior approaches which require fine-tuning or in-context descriptions of new tools, TOOLDEC automatically constructs a finite-state machine from a tool’s API signature (its name and argument types) and adds it to the existing FSM. TOOLDEC is then able to call new tools without fine-tuning or in-context demonstration. While pre-trained language models can generate tool names when prompted to, they often hallucinate plausible tool names that are not in the inventory. TOOLDEC does not do that. In Figure 1, both `product` and `multiply` sound plausible for the scenario, but only `multiply` is a given tool. Since TOOLDEC only calls existent tools, it won’t hallucinate a plausible yet non-existent tool and can rely on the tool names to find the right tool.

The contributions of this paper can be summarized as follows:

- We propose TOOLDEC, a finite-state decoding algorithm to empower LLMs to use tools properly. TOOLDEC enjoys two advantages: its generated tool calls are guaranteed to be syntactically correct and it generalizes to unseen tools efficiently.
- We empirically verify TOOLDEC’s superior performance compared to prior strong baselines on four diverse datasets from different domains. Our extensive experiments show TOOLDEC eliminates all syntax errors and hallucinated tool names, resulting in better accuracy and as much as 50% less inference time. Our results also indicate that TOOLDEC is more than 8x better than baselines on mathematical reasoning with 9 unseen tools and 7x better than knowledge question answering with 204 unseen tools.

2 RELATED WORK

Fine-tuning language models to use tools. Language models can be fine-tuned to use tools with data that contain interleaving text and tool use. Earlier studies make language models use a single tool like a retrieval module (Borgeaud et al., 2022; Guu et al., 2020) or a search engine (Nakano et al., 2021) by fine-tuning. Recent advances in tool-augmented language models that use multiple tools (Schick et al., 2023; Parisi et al., 2022) also fine-tune language models to use tools including QA models, translation models, calculators, and search engines. ToolkenGPT (Hao et al., 2023)

proposes to use several special tokens to represent tools and only tunes the embeddings of the tokens so that new tool adoption can be more efficient. However, fine-tuning approaches for tool use still need new data and extra fine-tuning to adapt a model to new tools. We list the differences between finite-state decoding and the previous two paradigms in Table 1.

In-context learning for tool use. Language models can learn from in-context examples (Brown et al., 2020) and follow instructions (Ouyang et al., 2022). This makes it possible to simply put the descriptions of tools in the prompt and ask language models to use them. Recent works have used this possibility to use neural models (Shen et al., 2023), RESTful APIs (Qin et al., 2023; Song et al., 2023), program interpreters (Chen et al., 2022; Gao et al., 2023) and many other tools to solve problems. In-context learning does not need extra model tuning to use new tools. However, the description and documentation of new tools still need to be in the prompt, which increases computation cost and limits the context budget for the model to actually reason about the task.

Constrained decoding and finite-state machines. Previous constrained decoding methods mainly focus on *lexical* constraints (Anderson et al., 2017). They reduce the large search space of lexically constrained decoding with finite-state machines (Anderson et al., 2017), grouping together similar candidates (Hokamp & Liu, 2017), and better search algorithms (Miao et al., 2019; Lu et al., 2021; 2022). However, lexical constraints are not expressive enough to regulate tool calls. While finite-state machines have to be weighted and probabilistic to deal with the soft constraints in natural language (Eisner, 2002; Rastogi et al., 2016), the constraints for syntactic tool calls are hard constraints that are much easier for FSMs. Therefore, we propose TOOLDEC to meet the *syntactic* constraints of a valid tool call.

3 TOOLDEC: LLM TOOL USE VIA FINITE-STATE DECODING

A syntactically correct tool call needs to refer to an existent tool name and pass type-conforming arguments. Motivated by the fact that it is straightforward to verify the syntax of a tool call using a finite-state machine (FSM), we propose TOOLDEC, a constrained decoding algorithm guided by an FSM. During each decoding step, the model samples from a subset of the vocabulary that only contains syntactically correct tokens. The FSM that specifies the token subsets can be constructed from the tool documentation. For example, in Figure 2, an FSM is constructed for functions `add`, `exp`, `square` and `sqrt`. Table 2 shows how TOOLDEC answers the question “the side of a square is 5, what’s its area?” using the FSM. With the guidance from the FSM, TOOLDEC achieves the following goals:

- **Switching Modes.** Switch between “text mode” when the model is free to generate any text and “tool mode” when the model can only generate valid tool calls.
- **Generating Tool Names.** At the beginning of a tool call, only generate *correct existent* tool names from a pre-defined list of tools.
- **Passing Arguments.** Only pass type-conforming arguments to the tool.

3.1 FINITE-STATE DECODING

TOOLDEC is guided by a finite-state machine (FSM). An FSM is a 5-tuple (S, V, g, s_0, R) , consisting of a finite state set S , an alphabet V , a transition function $g : S \times V \rightarrow S$, an initial state s_0 and a set of accepting states R . In our case, S and g are constructed from the tool signature. V is the token vocabulary of the language model. R corresponds to pre-defined tokens that can determine the LM has completed the task, like ‘<EOS>’.

At each decoding step t , TOOLDEC maintains a current state s . It can only generate the tokens permitted by the FSM, i.e. the tokens for which $g(s, \cdot)$ is defined. These

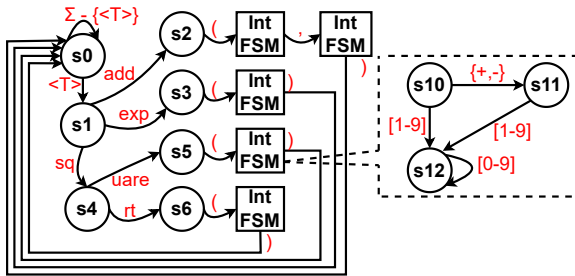


Figure 2: A finite-state machine for TOOLDEC constructed for math functions `add`, `exp`, `square`, `sqrt` that take integers as arguments. The names of the tools are represented with a trie structure. “IntFSM” is a submodule that parses integers.

Table 2: How TOOLDEC uses the FSM in Figure 2 to answer the question “the side of a square is 5, what’s its area?”. At each time step, the state in the machine corresponds to a set of valid next tokens. We zero out all other tokens and re-normalize the next token distribution, forcing the LLM to only sample valid tokens.

Step	Generated Text	Current State g	Valid Next Tokens	Next Token	Next State
t	Its	s_0	whole vocab.	‘area’	s_0
$t + 1$	Its area	s_0	whole vocab.	‘is’	s_0
$t + 2$	Its area is	s_0	whole vocab.	‘<T>’	s_1
$t + 3$	Its area is <T>	s_1	‘add’, ‘exp’, ‘sq’	‘sq’	s_4
$t + 4$	Its area is <T>sq	s_4	‘uare’, ‘rt’	‘uare’	s_5
$t + 5$	Its area is <T>square	s_5	‘(’	‘(’	s_{10}
$t + 6$	Its area is <T>square(s_{10}	‘+’, ‘-’, ‘1’-‘9’	‘5’	s_{12}
$t + 7$	Its area is <T>square(5	s_{12}	‘0’-‘9’, ‘)’	‘)’	s_{10}
$t + 8$	Its area is <T>square(5)	s_{10}	whole vocab.	-	-

permitted tokens are a subset of V and we denote them as V_s . After generating one token a , TOOLDEC transits to another state $g(s, a)$ specified by the FSM transition function. The permitted tokens for each state can be the full vocabulary, or a valid subset corresponding to tool names and argument types. At each step t , we do not directly sample from the next token distribution $P(x_t|x_{1..t-1})$ calculated by the LLM. Instead, we zero out the probabilities of invalid tokens for which the transition function is undefined, and normalize the probabilities,

$$\tilde{P}(x_t = a|x_{1..t-1}, s) = \begin{cases} \frac{P(x_t=a|x_{1..t-1})}{\sum_{a' \in V_s} P(x_t=a'|x_{1..t-1})}, & g(s, a) \text{ is defined,} \\ 0, & \text{otherwise} \end{cases}$$

The next token a is then sampled from the modified distribution $\tilde{P}(x_t|x_{1..t-1}, s)$. With the next token, we move on to the next decoding step and transition the current state s to the next state $g(s, a)$. The pseudo-code of this algorithm is listed in Appendix A.1.

3.2 CONSTRUCTING FSMs THAT GUARANTEE SYNTACTICALLY CORRECT TOOL CALLS

Switching Modes. We use two states in the FSM to represent whether the language model is in text mode or tool mode. The text mode is denoted by the initial state s_0 , during which the model is free to generate any token in its vocabulary, i.e. $V_{s_0} = V$. The tool mode is denoted by state s_1 . The model needs to output the special token <T> to switch from text mode to tool mode. Starting at s_1 is a smaller FSM that describes the grammar of tool calls. Note that TOOLDEC can be applied to models with different mode-switching schemes. For some models like ToolkenGPT (Hao et al., 2023) and toolformer (Schick et al., 2023), when to use a tool is decided by the model itself using special tokens, just like in Table 2. For others like ToolLLM (Qin et al., 2023), the planning is done explicitly using an external planner similar to that in ReAct (Yao et al., 2023). For those models, TOOLDEC switches between s_0 and s_1 according to the external planner.

Generating Tool Names. Once the model is at state s_1 , the next step would be to generate a new tool call. To generate a correct tool call, the model needs to output the correct name for the tool and a correct list of arguments. If every tool had a single-token name, we could simply define V_{s_1} as the set of tool names. However, that is not the case for most tools. Many tools have long names that need multiple tokens to represent. For example, the tool `square` in Figure 2 consists of two tokens—‘sq’ and ‘uare’. Therefore, we need to construct an FSM for multi-token tool names.

We use a trie (Fredkin, 1960) to construct the FSM for tool names. In Figure 2, the trie for tool names consists of states $\{s_1, s_2, s_3, s_4, s_5, s_6\}$. A trie is a rooted tree in which each edge represents a token. A node in the tree represents a string that’s the concatenation of the path from the root to this node. In our example, s_4 represents the string “sq” and s_5 represents the string “square”. All nodes in a trie represent a set of strings. We construct a trie for the valid tool names and make s_1 the root of this trie.

To construct a trie, we insert all the strings into it one by one. Inserting a string into a trie means going from the root down the path made by the string and creating new nodes when the next step

in the path does not exist. For example, we show how two more tools names, `exp10` and `expand` can be added to the trie in Figure 3.

Note that the construction of trie depends on one assumption: no two tools have the same name. While this is a reasonable assumption to make, there could be exceptions in real applications. In that case, we could rewrite the tool names to include more details to disambiguate them. Rewriting abstract and hard-to-understand tool names can also make it easier for the language model to select them by name.

Generating Syntactically Valid Tool Arguments. Tool arguments have specified types. Like arguments in a program, they need to follow certain grammar rules. These rules can be specified by finite-state machines. For example, the “IntFSM” in Figure 2 depicts a finite-state machine that only accepts integer literals. For all arguments of a tool, we chain their corresponding FSMs together and use the last state corresponding to the tool name as the initial state of this FSM chain. Note that in practice, it’s not necessary to explicitly construct this FSM. Any grammar checker that tells the set of valid next tokens suffice.

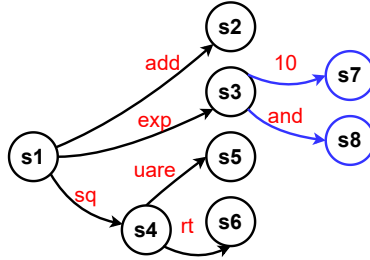


Figure 3: Inserting two more tool names `exp10` and `expand` into the trie. They are represented by the two blue states s_7 and s_8 .

4 EXPERIMENT I: TOOLDEC ELIMINATES SYNTAX ERRORS

In this section, we show that TOOLDEC can eliminate syntax errors while generating tool calls. We select two recent baselines, ToolLLM and ToolkenGPT, representative of the in-context learning and the fine-tuning paradigm, to showcase TOOLDEC’s ability. Since the tool-use settings for the two baselines are different and cannot be applied to one another, we test TOOLDEC’s performance separately for the two baselines using the benchmarks from the original papers. Through extensive experiments, we show that TOOLDEC can completely eliminate syntactic errors, resulting in better accuracy and shorter inference time.

4.1 BASELINES AND BENCHMARKS

ToolLLM (Qin et al., 2023). ToolLLM is an in-context learning approach to tool-augmented language models. It utilizes an instruction-tuned LLaMA-7B model (Touvron et al., 2023) to use tools. Given the natural language instruction of a tool-dependent task, an API retriever first retrieves a small subset of relevant functions. Textual description and schema of these relevant functions are made available in the context. Then, ToolLLM goes through a multi-step reasoning process using the functions to produce a final answer.

ToolLLM is evaluated on **ToolEval**, a dataset proposed in the same paper. ToolEval contains tasks that involve a massive set (10,000+) of publicly available REST APIs. We use the most difficult subsets of ToolEval to evaluate our method—I2-Category and I3-Instruction. They contain tasks that need complex and unseen tools from multiple categories (such as geolocation, date/time, and others) to solve. On average, an I2-Category task needs 6.76 tools and an I3-Category task needs 8.24 tools. ToolEval has two main metrics: **Pass Rate** measures the percentage of tasks for which the model reaches an answer within a certain amount of reasoning steps. **Win Rate** utilizes an automatic evaluator powered by an LLM following a pre-defined set of criteria for a better path. It compares the quality and correctness of the baseline answers to the reference answer produced by ChatGPT. Qin et al. (2023) finds that the automatic evaluator has a high correlation of 75.8% with human annotators. Other than these two metrics, we also measure **Tool Error Rate**, the proportion of tasks that have at least one tool-related error.

ToolkenGPT (Hao et al., 2023). ToolkenGPT is a fine-tuning approach to tool use. ToolkenGPT represents each tool as a special token and optimizes only the embedding of the tool tokens for tool use. During inference, ToolkenGPT invokes a tool once the corresponding special token is predicted. During a tool call, it passes arguments by learning from in-context demonstrations. ToolkenGPT uses LLaMA-33B (Touvron et al., 2023) as its base model.

Table 3: Results on ToolEval. TOOLDEC-enhanced ToolLLM outperformed baselines ToolLLM in all metrics. TOOLDEC eliminated all tool errors and was even able to beat ChatGPT slightly.

	I2-Category			I3-Instruction		
	Pass \uparrow	Win \uparrow	Tool Error \downarrow	Pass \uparrow	Win \uparrow	Tool Error \downarrow
ChatGPT	39.0%	-	8.0%	29.0%	-	7.0%
ToolLLM	32.0%	44.0%	39.0%	18.0%	44.0%	47.0%
ToolLLM + Fuzzy Matching	38.0%	48.0%	19.0%	23.0%	49.0%	23.0%
ToolLLM + TOOLDEC (ours)	42.0%	55.0%	0.0%	34.0%	60.0%	0.0%

We evaluated TOOLDEC’s performance on **FuncQA_{multi}** (Hao et al., 2023). This dataset tests LLMs’ ability in numerical reasoning tasks with 68 math problems. Then, LLMs are required to produce a numerical answer using a few of the 13 arithmetic operations as tools (e.g. multiply, power, lcm). The accuracy is determined by measuring the percentage of problems for which a correct answer is produced, with a 0.1% error tolerance. On average, a problem in FuncQA_{multi} requires 2.78 tool calls to solve. Following Hao et al. (2023), we report results of other baselines, including ChatGPT without tools, LLaMA with chain-of-thought and tools, LLaMA with ReAct and tools.

4.2 INTEGRATING TOOLDEC WITH THE BASE MODELS

ToolLLM+TOOLDEC. Following Qin et al. (2023), we use ReAct (Yao et al., 2023) to plan the tool calls of ToolLLM. This conforms to the second case of mode switching in Section 3.2. There are three parts in the FSM for ToolLLM. First, a format FSM that enforces the “Thought, Action, Action Input” syntax of ReAct. After decoding “Action:”, this FSM transitions to the beginning state of the function name FSM, which guarantees that a decoded function name is always valid. We also constructed a JSON-based function argument FSM. We allowed LLMs to reason for 5 steps before it must call the finish action to be considered “pass”.

ToolkenGPT+TOOLDEC. Since ToolkenGPT uses special tokens to call tools, TOOLDEC is only applied to guarantee the syntax of arguments. In this experiment, our FSM guarantees that every argument is a valid number, and arguments are separated by commas. It also guarantees that the actual number of arguments passed to a function is exactly the number needed by it. We compared TOOLDEC to two variants of the baseline in Hao et al. (2023), one with backtrace and one without. Backtrace tries to avoid failed tool calls by allowing the LLM to go back and try the next probable token, in place of the failed tool call. To evaluate TOOLDEC, we report the average inference time per problem and tool error rates in addition to accuracy.

4.3 EXPERIMENTAL RESULTS

TOOLDEC enhances in-context learning tool LLMs. Table 3 shows TOOLDEC’s performance on ToolEval. TOOLDEC achieved 55% win rate on I2-Category and 60% win rate on I3-instruction. As a drop-in replacement of the original decoding algorithm, TOOLDEC eliminated all three types of tool-related errors and achieved the best win rate and pass rate, even beating ChatGPT.

The high tool error rate of the baselines suggests that even after instruction fine-tuning, ToolLLM still lacks the ability of accurately invoke external tools from the tool documentation. This inability is more exposed when there is a large variety of tools available, as in I3-Instruction. Furthermore, these errors significantly impacted the model’s ability to complete tasks.

We present the error rates of each error type on two benchmarks in Figure 4. For ToolLLMs, name error, i.e. calling a non-

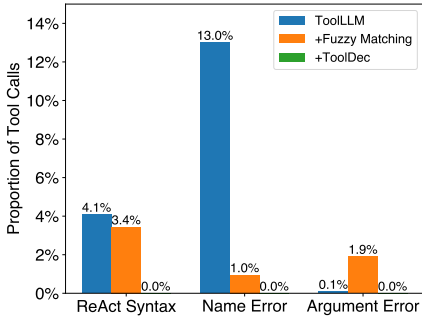


Figure 4: Error rates of the three types of tool-related errors relative to the total number of tool calls. TOOLDEC reduced all three tool-related errors to zero.

Table 4: Results on FuncQA_{multi}. ToolkenGPT combined with TOOLDEC eliminated all tool errors. Compared to ToolkenGPT without backtrace, TOOLDEC was better in both accuracy and inference time. Compared to ToolkenGPT with backtrace, TOOLDEC achieved a comparable accuracy with only half the time.

	Accuracy \uparrow	Time \downarrow	Tool Error \downarrow
0-shot ChatGPT w/o tools	9%	-	-
LLaMA w/ tools + CoT	3%	-	-
LLaMA w/ tools + ReAct	6%	-	-
ToolkenGPT	10.3%	7.76s	27.9%
ToolkenGPT + Backtrace	14.7%	10.39s	0.0%
ToolkenGPT + TOOLDEC (ours)	13.2%	5.95s	0.0%

existent tool, was the most common syntactic error in a tool call. TOOLDEC completely eliminated all three errors.

With function name hallucination being the most prevalent tool-related error, a slightly better baseline was to mitigate it with fuzzy matching by suffix. We present the results of the baseline with fuzzy matching as ToolLLM + Fuzzy Matching, and without as ToolLLM. This mitigation increased pass rate but had little impact on win rate, as evident in Table 3, because wrong APIs could often be chosen when a model was unable to precisely call the tool it wanted. Overall, our experiments on ToolLLM demonstrate that TOOLDEC is highly effective on in-context learning LLMs. Through the next baseline, ToolkenGPT, we show that TOOLDEC is also beneficial to fine-tuned tool LLMs.

TOOLDEC enhances fine-tuning tool LLMs. Table 4 shows the results on FuncQA_{multi}. Although ToolkenGPT eliminates the possibility of calling non-existent tool names by fine-tuning a special token embedding, it can still suffer from other syntactic errors, which is demonstrated by the 27.9% tool error rate. As a drop-in replacement, TOOLDEC increased ToolkenGPT’s accuracy while being much faster in inference. Although ToolkenGPT + backtrace achieved slightly better accuracy than TOOLDEC, it used 2x more time to try different tools. Note that since TOOLDEC eliminated all tool errors, there were no failed tool calls for backtrace to retry. The results underscore tool-related errors’ relevancy and TOOLDEC’s applicability to both recent in-context learning and fine-tuning tool-augmented LLMs.

5 EXPERIMENT II: TOOLDEC ENABLES GENERALIZABLE TOOL SELECTION

In Experiment II, we show how TOOLDEC generalizes to unseen tools without additional training data and tool documentation. We compare TOOLDEC with two strong baselines—ToolkenGPT (Hao et al., 2023) as a representative fine-tuning approach, and RestGPT (Song et al., 2023) as a representative in-context learning approach. We conducted experiments on three benchmarks—FuncQA (Hao et al., 2023) and KAMEL (Kalo & Fichtel, 2022), and RestBench (Song et al., 2023). These benchmarks require diverse tool sets from very different domains, including math reasoning, knowledge question answering and real-world web services. In all three domains, our results show that TOOLDEC is able to efficiently generalize to new tools without fine-tuning on extra data.

5.1 FINE-TUNING BASELINE: TOOLKENGPT

ToolkenGPT is a fine-tuning approach to tool use that learns a special token for every tool. To generalize to new tools, ToolkenGPT still needs additional data and extra fine-tuning involving the use of new tools. We demonstrate that TOOLDEC, once fine-tuned on a given set of seen tools, doesn’t need additional data and further fine-tuning to adopt unseen tools. We compare TOOLDEC and the baselines by tuning them on the same subset of tools, denoted as “seen tools”, and then evaluate their performance on “unseen tools”.

To guarantee a fair comparison, We mimic ToolkenGPT’s planning method to solve the “when to use tools” problem. Specifically, we fine-tune the embedding of a single special token $\langle T \rangle$ to represent all tools, reducing the size of extra vocabulary to 1. Once $\langle T \rangle$ is generated, a tool call begins.

We prompt LLM to generate a tool name. The generation of this tool name is guided by an FSM constructed from a list of all available tools. This tool name is then plugged back into the context to start the generation of arguments. We show an example of this process in Appendix A.2.

We selected a small subset of “seen tools” out of all available tools and tuned the embedding only with demonstrations of the tools in the selected subset. We fine-tuned the baseline using the same subset. Then, we evaluated our method and the baselines on tasks that involve unseen tools in the subset to demonstrate TOOLDEC’s generalization ability.

Benchmark on Math Functions. We use FuncQA multi-hop questions to evaluate our method. Tools in FuncQA, such as `permutate`, `gcd`, `power` are mathematical functions that strictly limits on their arguments to be numbers in certain ranges. We select 4 out of 13 tools as the seen subset to tune the baseline and evaluate different approaches on the remaining 9 unseen tools.

Benchmark on Knowledge Graph Relations. To further investigate TOOLDEC’s generalizability on a larger set of tools, we also evaluate on KAMEL (Kalo & Fichtel, 2022), a question-answering dataset containing a total of 234 knowledge relations that resemble the characteristics of APIs (e.g. `number_of_children`). More examples can be found in Appendix A.4. The tools in KAMEL are many more than those in FuncQA. They are also more complex and diverse because the number of arguments to their tools varies from 1 to 3, and their types include strings, locations, dates, numbers and other ad-hoc types. We select 30 out of 234 tools as the seen subset and evaluate on 4 different evaluation sets, with 30, 60, 100, and 234 tools, respectively. Following Hao et al. (2023), we use prompting, few-shot, and zero-shot as extra baselines. (1) Prompting relies on the internal knowledge of LLM, since no tool was provided. (2) Few-shot demonstrates tool use through few-shot examples. (3) Zero-shot provides descriptions of all available tools in context. Since the KAMEL’s training and evaluation dataset share the same question template for every tool, which is often not true in real-world settings, we compare TOOLDEC only to ToolkenGPT trained on the synthetic dataset proposed by the original study. We use the accuracy of tool calls as a metric, which is determined by the proportion of responses that invoke the correct knowledge relation.

5.2 IN-CONTEXT LEARNING BASELINE: RESTGPT

RestGPT (Song et al., 2023) is an in-context learning approach that learns tool use from in-context tool documentation. We demonstrate the generalization ability of TOOLDEC-enhanced RestGPT by showing that RestGPT with TOOLDEC can achieve better accuracy without in-context documentation than the RestGPT baseline with documentation. Since TOOLDEC needs access to the next token distribution, we use Vicuna-based (Zheng et al., 2023) RestGPT as the baseline. For our method, we remove all tool documentation from the prompt, leaving only the instructions for reasoning.

Benchmark on APIs for Real-World Web Services. We evaluate on RestBench (Song et al., 2023). It consists of tasks in real-world scenarios including TMDB, a website for movie information, and Spotify, an online music player. These tasks directly come from real-user instructions and require multiple tools in the form of RESTful APIs to solve. RESTful APIs are the *de facto* standard for web services (Li et al., 2016) that use HTTP methods to manipulate resources. The ground truth solutions are annotated by humans in the form of tool call chains. We evaluate our method and the baseline on TMDB, which consists of 55 RESTful APIs. Since HTTP methods such as `GET` and `POST` have a format different from the tool call, tool arguments format of TOOLDEC. We rewrote these APIs to follow this format. We use the correct path rate (CP%) proposed by the original paper as the metric to measure accuracy. Correct path rate is the proportion of model outputs that contain the correct tool call path annotated by humans.

5.3 EXPERIMENT RESULTS

Generalization to Unseen Math Functions. In Figure 5a, we present the results on FuncQA. While ToolkenGPT and TOOLDEC achieved similar accuracies on tasks that involved only seen tools, ToolkenGPT failed to generalize to unseen tools, resulting in a significant performance drop. On the other hand, TOOLDEC was able to maintain a comparable accuracy even on unseen tools and achieve 8x better accuracy on multi-hop problems, underscoring its generalizability. Consequently, TOOLDEC significantly outperformed ToolkenGPT on total accuracy.

Table 5: Results on RestBench. The baseline needs a much longer prompt with in-context tool documentation to learn tool use, while our method does not. Yet, our method still has a much higher correct path ratio (CP%) than the baseline.

	CP% \uparrow	Prompt Size \downarrow
RestGPT with In-Context Documentation	15.0%	1974
RestGPT + ToolDec w/o Documentation	23.0%	880

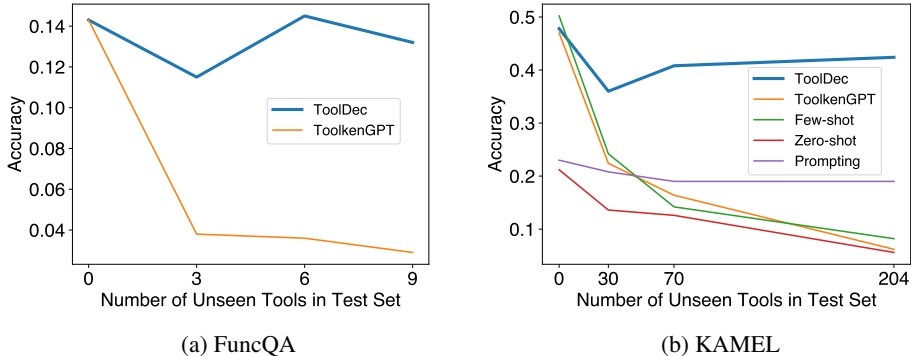


Figure 5: Results on KAMEL and FuncQA. As the number of unseen tools increased, all baselines experienced a significant performance drop. But TOOLDEC kept a similar high performance though it had only seen a small subset (30 out of 234 on KAMEL and 4 out of 13 on FuncQA) of tools.

Generalization to Unseen Knowledge Graph Functions. We present our results on KAMEL in Figure 5b. As the number of available tools increased, the two ICL methods suffered from the context length limit (Hao et al., 2023) and experienced a significant drop in accuracy. ToolkenGPT, fine-tuned on the first 30 tools, was also unable to generalize to more tools. Prompting kept a stable low accuracy because it did not rely on in-context tool documentation. On the other hand, TOOLDEC was able to maintain its accuracy even when the amount of unseen tools reached 204.

Generalization to Unseen Web Services. The results on RestBench are reported in Table 5. TOOLDEC enabled the model to use web-service APIs without in-context documentation, reducing the prompt size from 1974 tokens to only 880 tokens. Nevertheless, TOOLDEC still significantly outperformed the baseline in terms of correctness indicated by correct path ratio (CP%), raising it by 8 points. These results suggest that TOOLDEC can also improve the generalizability of in-context learning tool use in real-world web applications.

Results from all three settings indicate that not only does TOOLDEC help fine-tuning tool LLMs generalize without extra training data, it also helps in-context learning tool LLMs generalize without in-context documentation. This capability of TOOLDEC has been proven in three different domains.

6 CONCLUSION

This paper presents TOOLDEC, a novel decoding algorithm designed to enhance Large Language Models (LLMs) by integrating external tools and ensuring their invocation is syntax-error-free. TOOLDEC, guided by a finite-state machine constructed from tool documentation and API signatures, accurately represents the grammar of tool calls, addressing prevalent issues like erroneous tool calls and poor generalization to unseen tools in existing models.

Experiments demonstrate that TOOLDEC eliminates tool-related syntax errors, improves accuracy, and saves inference time across various benchmarks. It also exhibits the ability to generalize to unseen tools in multiple domains without additional fine-tuning data. The advancements by TOOLDEC open avenues for research in developing more sophisticated models adaptable to a wider range of tools and applications without additional training data, leading to more versatile and robust LLMs capable of solving a broader spectrum of complex problems.

The success of TOOLDEC in eliminating syntax errors can inspire research focusing on semantic accuracy and contextual relevance of tool calls. This can lead to models that invoke, understand, and leverage tools more effectively, enhancing LLMs’ overall problem-solving capabilities.

REFERENCES

- Peter Anderson, Basura Fernando, Mark Johnson, and Stephen Gould. Guided open vocabulary image captioning with constrained beam search. In *Proceedings of the 2017 Conference on Empirical Methods in Natural Language Processing*, pp. 936–945, Copenhagen, Denmark, September 2017. Association for Computational Linguistics. doi: 10.18653/v1/D17-1098. URL <https://aclanthology.org/D17-1098>.
- Sebastian Borgeaud, Arthur Mensch, Jordan Hoffmann, Trevor Cai, Eliza Rutherford, Katie Millican, George Bm Van Den Driessche, Jean-Baptiste Lespiau, Bogdan Damoc, Aidan Clark, et al. Improving language models by retrieving from trillions of tokens. In *International conference on machine learning*, pp. 2206–2240. PMLR, 2022.
- Tom Brown, Benjamin Mann, Nick Ryder, Melanie Subbiah, Jared D Kaplan, Prafulla Dhariwal, Arvind Neelakantan, Pranav Shyam, Girish Sastry, Amanda Askell, et al. Language models are few-shot learners. *Advances in neural information processing systems*, 33:1877–1901, 2020.
- Wenhu Chen, Xueguang Ma, Xinyi Wang, and William W Cohen. Program of thoughts prompting: Disentangling computation from reasoning for numerical reasoning tasks. *arXiv e-prints*, pp. arXiv-2211, 2022.
- Jason Eisner. Parameter estimation for probabilistic finite-state transducers. In *Proceedings of the 40th Annual Meeting of the Association for Computational Linguistics*, pp. 1–8, 2002.
- Edward Fredkin. Trie memory. *Communications of the ACM*, 3(9):490–499, 1960.
- Luyu Gao, Aman Madaan, Shuyan Zhou, Uri Alon, Pengfei Liu, Yiming Yang, Jamie Callan, and Graham Neubig. Pal: Program-aided language models. In *International Conference on Machine Learning*, pp. 10764–10799. PMLR, 2023.
- Tanmay Gupta and Aniruddha Kembhavi. Visual programming: Compositional visual reasoning without training. *ArXiv*, abs/2211.11559, 2022.
- Kelvin Guu, Kenton Lee, Zora Tung, Panupong Pasupat, and Mingwei Chang. Retrieval augmented language model pre-training. In *International conference on machine learning*, pp. 3929–3938. PMLR, 2020.
- Shibo Hao, Tianyang Liu, Zhen Wang, and Zhiting Hu. Toolkengpt: Augmenting frozen language models with massive tools via tool embeddings. *arXiv preprint arXiv:2305.11554*, 2023.
- Chris Hokamp and Qun Liu. Lexically constrained decoding for sequence generation using grid beam search. In *Proceedings of the 55th Annual Meeting of the Association for Computational Linguistics (Volume 1: Long Papers)*, pp. 1535–1546, Vancouver, Canada, July 2017. Association for Computational Linguistics. doi: 10.18653/v1/P17-1141. URL <https://aclanthology.org/P17-1141>.
- Jan-Christoph Kalo and Leandra Fichtel. Kamel : Knowledge analysis with multitoken entities in language models. *Automated Knowledge Base Construction*, 2022.
- Li Li, Wu Chou, Wei Zhou, and Min Luo. Design patterns and extensibility of rest api for networking applications. *IEEE Transactions on Network and Service Management*, 13(1):154–167, 2016.
- Ximing Lu, Peter West, Rowan Zellers, Ronan Le Bras, Chandra Bhagavatula, and Yejin Choi. Neurologic decoding:(un) supervised neural text generation with predicate logic constraints. In *Proceedings of the 2021 Conference of the North American Chapter of the Association for Computational Linguistics: Human Language Technologies*, pp. 4288–4299, 2021.
- Ximing Lu, Sean Welleck, Peter West, Liwei Jiang, Jungo Kasai, Daniel Khashabi, Ronan Le Bras, Lianhui Qin, Youngjae Yu, Rowan Zellers, et al. Neurologic a* esque decoding: Constrained text generation with lookahead heuristics. In *Proceedings of the 2022 Conference of the North American Chapter of the Association for Computational Linguistics: Human Language Technologies*, pp. 780–799, 2022.

- Grégoire Mialon, Roberto Dessì, Maria Lomeli, Christoforos Nalmpantis, Ram Pasunuru, Roberta Raileanu, Baptiste Rozière, Timo Schick, Jane Dwivedi-Yu, Asli Celikyilmaz, et al. Augmented language models: a survey. *arXiv preprint arXiv:2302.07842*, 2023.
- Ning Miao, Hao Zhou, Lili Mou, Rui Yan, and Lei Li. Cgmh: Constrained sentence generation by metropolis-hastings sampling. In *Proceedings of the AAAI Conference on Artificial Intelligence*, volume 33, pp. 6834–6842, 2019.
- Reiichiro Nakano, Jacob Hilton, Suchir Balaji, Jeff Wu, Long Ouyang, Christina Kim, Christopher Hesse, Shantanu Jain, Vineet Kosaraju, William Saunders, et al. Webgpt: Browser-assisted question-answering with human feedback. *arXiv preprint arXiv:2112.09332*, 2021.
- Long Ouyang, Jeffrey Wu, Xu Jiang, Diogo Almeida, Carroll Wainwright, Pamela Mishkin, Chong Zhang, Sandhini Agarwal, Katarina Slama, Alex Ray, et al. Training language models to follow instructions with human feedback. *Advances in Neural Information Processing Systems*, 35: 27730–27744, 2022.
- Aaron Parisi, Yao Zhao, and Noah Fiedel. Talm: Tool augmented language models. *arXiv preprint arXiv:2205.12255*, 2022.
- Yujia Qin, Shihao Liang, Yining Ye, Kunlun Zhu, Lan Yan, Yaxi Lu, Yankai Lin, Xin Cong, Xiangru Tang, Bill Qian, et al. Toolllm: Facilitating large language models to master 16000+ real-world apis. *arXiv preprint arXiv:2307.16789*, 2023.
- Pushpendre Rastogi, Ryan Cotterell, and Jason Eisner. Weighting finite-state transductions with neural context. In *Proceedings of the 2016 conference of the North American chapter of the Association for Computational Linguistics: human language technologies*, pp. 623–633, 2016.
- Timo Schick, Jane Dwivedi-Yu, Roberto Dessì, Roberta Raileanu, Maria Lomeli, Luke Zettlemoyer, Nicola Cancedda, and Thomas Scialom. Toolformer: Language models can teach themselves to use tools. *arXiv preprint arXiv:2302.04761*, 2023.
- Yongliang Shen, Kaitao Song, Xu Tan, Dongsheng Li, Weiming Lu, and Yueting Zhuang. Hugging-gpt: Solving ai tasks with chatgpt and its friends in hugging face, 2023.
- Yifan Song, Weimin Xiong, Dawei Zhu, Wenhao Wu, Han Qian, Mingbo Song, Hailiang Huang, Cheng Li, Ke Wang, Rong Yao, Ye Tian, and Sujian Li. Restgpt: Connecting large language models with real-world restful apis, 2023.
- Hugo Touvron, Thibaut Lavril, Gautier Izacard, Xavier Martinet, Marie-Anne Lachaux, Timothée Lacroix, Baptiste Rozière, Naman Goyal, Eric Hambro, Faisal Azhar, Aurelien Rodriguez, Armand Joulin, Edouard Grave, and Guillaume Lample. Llama: Open and efficient foundation language models, 2023.
- Shunyu Yao, Jeffrey Zhao, Dian Yu, Nan Du, Izhak Shafran, Karthik Narasimhan, and Yuan Cao. React: Synergizing reasoning and acting in language models, 2023.
- Lianmin Zheng, Wei-Lin Chiang, Ying Sheng, Siyuan Zhuang, Zhanghao Wu, Yonghao Zhuang, Zi Lin, Zhuohan Li, Dacheng Li, Eric P Xing, Hao Zhang, Joseph E. Gonzalez, and Ion Stoica. Judging llm-as-a-judge with mt-bench and chatbot arena, 2023.

A APPENDIX

A.1 PSEUDO-CODE OF THE DECODING ALGORITHM

Algorithm 1 Finite-State Machine Guided Decoding for Language Models

Input:

A DFSM defined by (S, V, g, s_0, R) ;

A language model M that produces the distribution of the next token given a prefix string;

An initial string of tokens $x_{1..k}$, which represents the prompt from the user.

Output: A string of tokens.

$s \leftarrow s_0$

while $s \notin F$ **do**

$V_s \leftarrow \{a \mid a \in V \wedge g(s, a) \text{ is defined}\}$

$P(x_{k+1} \mid x_{1..k}) \leftarrow M(x_{1..k})$

$$\tilde{P}(x = a \mid x_{1..k}, s) \leftarrow \begin{cases} \frac{P(x=a \mid x_{1..k})}{\sum_{a' \in V_s} P(x=a' \mid x_{1..k})}, & a \in V_s \\ 0, & \text{otherwise} \end{cases}$$

$x \sim \tilde{P}(x \mid x_{1..k}, s)$

$x_{k+1} \leftarrow x$

$k \leftarrow k + 1$

$s \leftarrow g(s, x)$

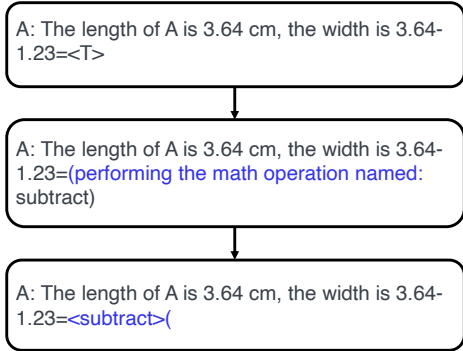
end while

return $x_{1..k}$

A.2 GENERALIZING TOOLKENGPT TO UNSEEN NEW TOOLS

Math

Q: Rectangle A has a length of 3.64 cm, its width is 1.23 cm shorter than the length, the area of A is?



Knowledge QA

Q: How many participants had 1975-76 Albanian Superliga?

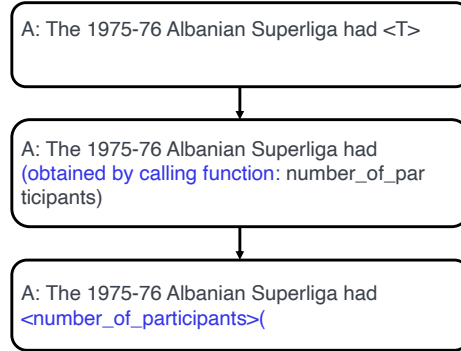


Figure 6: Once a tool call begins, TOOLDEC injects a special prompt (blue text) into context to generate the tool name.

A.3 EXAMPLES OF TOOLDEC ELIMINATING TOOL-RELATED ERRORS

In this section, we show examples of TOOLDEC preventing tool-related errors on various baselines. Baselines are displayed in the left column and TOOLDEC is showed on the right.

Function Name Error

Question: I want to surprise my friends with some funny Chuck Norris memes and jokes at our weekly game night.

Tools: jokes_random_from_chuck_norris, jokes_search_from_chuck_norris, get_random_joke_from_world_of_jokes, **search_gifs_from_humor_jokes_and_memes**

Thought: Fetching a Chuck Norris meme
Action: **gifs_from_humor_jokes_and_memes**
Action Input: {"query": "funny"}

Error: No such function name

Thought: Fetching a Chuck Norris meme
Action: **search_gifs_from_humor_jokes_and_memes**
Action Input: {"query": "Chuck Norris"}

Response: {'images': [{'url': 'https://media.tenor.c...

Function Argument Error

Question: I'm working on a school project and need to convert a YouTube video to MP3. Provide the download link for the MP3 file of the video with ID 'UxxajLWwzqY' using the YouTube MP3 API. Also, generate a random QR just for testing.

Tools: get_mp3_from_youtube_mp3, **get_qr_code_from_tvb_qr_code**

...

Thought: Generating a random QR code
Action: get_qr_code_from_tvb_qr_code
Action Input: {"is_id": "UxxajLWwzqY"}

Error: Unexpected keyword argument

Thought: Generating a random QR code
Action: get_qr_code_from_tvb_qr_code
Action Input: {}

Response: \ufffdPNG\r...

ReAct Syntax Error

Question: I'm feeling a bit down and need a good laugh. Can you find me a hilarious programming meme and a funny manatee joke to brighten up my day?

...

Action Input: Finish
Action Input: {"final_answer": "..."}
Error: Unable to parse response

Error: Unable to parse response


Action: Finish
Action Input: {"final_answer": "..."}
Finish with Answer: Here's a hilarious...


Finish with Answer: Here's a hilarious...

Figure 7: TOOLDEC can prevent function name error, function argument error, and invalid ReAct syntax on ToolLLM.

Improper End Token

Question: A right triangle has a base of length 8.9 and a height length 9.8. What is the length of the hypotenuse of the triangle?

Answer: ...The length of the hypotenuse is
`<sqrt>(175.25)`  `\n\nQ: A right triangle...`

Answer: ...The length of the hypotenuse is
`<sqrt>(175.25)`  `13.24`

“).” is not parsed by ToolkenGPT as the end of an argument list. ToolDec forces the correct end token “)=”

Illegal Symbol

Question: A Ferris wheel has a diameter of 40 meters and takes 1 minutes to complete one revolution. If you are at the top of the Ferris wheel, how high above the ground are you after 12 s? **(take pi as 3.14)**

Answer: The circumference of the Ferris wheel is
`<multiply>(40, pi)=error: name 'pi' is not defined`

Answer: The circumference of the Ferris wheel is
`<multiply>(40, 3.14)=125.6...`

Figure 8: TOOLDEC can eliminate the common tool-related errors for fine-tuned models.

A.4 EXAMPLES OF KAMEL RELATIONS

Relation Name	Description
<code>broadcasted_places(station)</code>	gets the places where a radio station is broadcasted to
<code>main_topics(title)</code>	gets the main topics of a book or magazine
<code>competition_disciplines(name)</code>	gets the disciplines a person is competing in
<code>team_membership(name)</code>	gets the list of teams a person was a member
<code>location(name)</code>	gets the country where a location is located
<code>creative_work_type(title)</code>	gets the type or format of a creative work
<code>membership(name)</code>	gets the groups or organizations a person was a member
<code>employer(name)</code>	gets the employers of a person
<code>floors_above_ground(name)</code>	gets the number of floors above the ground of a building
<code>workplaces(name)</code>	gets the workplaces of a person
<code>start_year(title)</code>	gets the year when a TV show or a movie started airing
<code>positions_played(name)</code>	gets the positions played by a sports player
<code>number_of_participants(event_name)</code>	gets the number of participants in a sporting event
<code>taxon_rank(species_name)</code>	gets the taxonomic rank of a given species name

Table 6: Examples of KAMEL Relations