

Barrier States Theory for Safety-Critical Multi-Objective Control

Hassan Almubarak, *Member, IEEE*, Nader Sadegh, and Evangelos A. Theodorou

arXiv:2310.07022v1 [eess.SY] 10 Oct 2023

Abstract—Multi-objective safety-critical control entails a diligent design to avoid possibly conflicting scenarios and ensure safety. This paper studies the concept of barrier states (BaS) for safe multi-objective controls in which the safety condition is manifested as a dynamical subsystem to be controlled along other states of the system. This allows us to introduce the idea of safety embedded systems. The proposition is that the control problem is now transformed to designing a control law for the new, unconstrained, system in which the barrier state is driven to stay bounded while achieving other performance objectives. In the stabilization case, for example, we show that designing a stabilizing controller for the safety embedded system implies guaranteed safe stabilization for the original safety-critical system. Consequently, a conflict between performance objectives and safety constraints is substantially avoided. This allows us to embrace various legacy control methods from the literature to acquire safe control laws. Moreover, we discuss how the proposed technique can be espoused for enforcing input constraints. Additionally, dealing with the constraint through a *state* allows us to extend various existing control approaches to the safety case. We consider the case of bounded input disturbance and adopt the notion of input-to-state stability (ISS) for barrier states to obtain the notion of input-to-state safety (ISSf) to analyze safe robustness of systems. Subsequently, we derive the notion of input-to-state safe stability (IS³) and discuss the synthesis of robust safely stabilizing feedback controls through designing robust stabilizing controllers for the safety embedded systems. The proposed techniques and concepts are used in various examples including the design of proportional-integral-derivative-barrier (PIDB) control for adaptive cruise control.

Index Terms—Safety, Barrier Functions, Safe Control, Constrained Control, Feedback Control

I. INTRODUCTION

A. Background

CONTROL theory aims to develop mathematical laws or algorithms to derive a control dynamical system to a desired behavior while adhering to some performance objectives. Control dynamical systems often have different types of restrictions that need to be considered for a proper control.

This work was supported in part by the U.S. NSF CPS Award 1932288.

Hassan Almubarak is with the School of Electrical and Computer Engineering, (e-mail: halmubarak@gatech.edu).

Nader Sadegh is with the George W. Woodruff School of Mechanical Engineering, (e-mail: sadegh@gatech.edu).

Evangelos A. Theodorou is with the Daniel Guggenheim School of Aerospace Engineering, (e-mail: evangelos.theodorou@gatech.edu), Georgia Tech, Atlanta, GA 30332, USA.

Those restrictions can be intrinsic or extrinsic to the system. In today's fast growing, interdisciplinary technologies, control engineering has been a central element, from simple decision making problems to terrifically complex autonomous systems. Such systems often have diverse complicated restrictions or requirements that need to be simultaneously assured. An increasingly vital requirement in such systems is safety, in its various forms. Additionally, with the increasing demand for autonomy in various industries, this task is increasingly daunting even in known environments. Therefore, there is a clear need for provably safe controls. Yet, the difficulty in simultaneously satisfying desired performance and safety objectives, even when possible, usually calls for the trade-off between the objectives.

Safety can be defined as the state of being secured or guarded against any type of danger. In other words, safety can be thought of as the avoidance of *dangerous* states and the stay in harmless states. Lyapunov theory for ordinary differential equations (ODEs) has unquestionably influenced the introduction and the use of various mathematical notions to solve and analyse many problems in control theory. One of those notions is invariance, a mathematical property studied in different branches of mathematics, of subsets in the state space. For dynamical systems, a subset is (positively) invariant if at some point in time it contains the system's state then it contains the state for all (future) times [1]. Evidently, given a dynamical system, safety can be represented and verified by the invariance of the set of permitted states in the state space and this set is referred to as the safe set. As the idea of sets' invariance is a crucial part of stability analysis in Lyapunov theory [2], it can play a principle role in other control theory problems such as constrained or safe and robust control [1]. Principally, the idea of invariant set of dynamical systems can be extended to *control* systems in which a set is said to be *controlled* invariant, also said to be viable, if for any initial condition in that set, the controlled system's trajectory is inside that set [1]. This idea is of a huge interest as it can be used for control system's analyses of meeting different design requirements such as stability verification or constraints satisfaction as well as control synthesis.

As constraints are ubiquitous in control systems, different techniques have been proposed in the literature. Early in the control literature (before and at the start of the 21st century), many of those techniques are based on rendering set invariance through Lyapunov analyses (see [1], [3] and there references therein). Approaches that are considered in optimal control and optimization frameworks include using model predictive

controls (MPC) to compute open-loop optimal controls [4], [5] and using dynamic programming for feedback controls (see [6], [7] and the references therein). Another approach is reference governor which is an add-on paradigm to enforce state and/or control constraints pointwise in time through altering the reference input of the system [8], [9]. As it is the case for the unconstrained case, those approaches were developed mostly for linear systems or systems with linear (box) constraints. Nonetheless, with the advancements of control theory and with help of the advances in computational powers, those approaches have been extended, improved and further investigated for nonlinear systems and for general nonlinear constraints. Other approaches are based on barrier or barrier-like methods, which we focus on and develop upon in this paper due to their flexibility to be integrated and used with other control theoretical analyses and their ability to be computationally efficient and preserve the use of legacy controllers. We review such methods in the control literature in details later in the paper as we develop the theory of the proposed work.

B. Contributions and organization

The original idea of barrier states was presented briefly and mainly for safe stabilization in a letter in [10]. The idea was extended to discrete systems' trajectory optimization within dynamic programming in [11] and to the min-max trajectory optimization case in [12]. This paper expands the original work in the following important ways:

- we refine and *generalize* the barrier states equation,
- generalize the derivations for general nonlinear systems (not necessarily control affine),
- provide new (if and only if) theorems for existence of solutions,
- discuss the barrier state feedback control information and its effects,
- investigate the design of barrier states for input constraints,
- study safe robustness and robust safe stabilization through a novel proposition of input-to-state safety (ISSf) and input-to-state safe stability (IS³) via barrier states for system's with input disturbance,
- adopt well-known control techniques, such as proportional-integral-derivative (PID) controllers, with barrier states augmentation to develop an adaptive cruise controller termed the proportional-integral-derivative-barrier (PIDB) control,
- and provide more control design examples using barrier states with different control objectives such as robustness and input constraints.

The paper is organized as follows. [Section II](#) introduces the problem statement with main set invariance and safe control definitions. [Section III](#) is the main section which starts with reviewing barrier functions, their usage in dynamical systems and control theories, and the development of barrier and barrier-like based safe control methods. It then proceeds with discussing conventional conditions of barrier derivatives for

safety verification and enforcement. The proposed ideas of barrier states and safety embedded systems as well as safe multi-objective control synthesis and conditions are subsequently presented. The idea is extended to input constraints afterwards. In [Section IV](#), we develop the notion of input-to-state safety (ISSf) via barrier states and introduce the novel notion of input-to-state safe stability (IS³) along with robust safe control and IS³ control syntheses through safety embedded systems. [Section V](#) discusses various application examples of employing the proposed ideas in different control problems including safety-critical linear control, with and without input constraints, adaptive cruise control through proportional-integral-derivative control along with barrier control, and input-to-state safe stabilization for systems with input disturbance. Finally, concluding remarks are provided in [Section VI](#).

II. PROBLEM STATEMENT

Consider the general class of nonlinear control systems

$$\dot{x}(t) = f(x(t), u(t)) \quad (1)$$

where $t \in \mathbb{R}_0^+$, $x \in \mathcal{X} \subset \mathbb{R}^n$, $u \in \mathcal{U} \subset \mathbb{R}^m$ and $f : \mathcal{X} \times \mathcal{U} \rightarrow \mathcal{X}$ is continuously differentiable with $x(0) = x_0$. Unless necessary, time dependence is dropped throughout the paper for notational convenience. For such systems, consider the closed set $\bar{\mathcal{S}} \subset \mathcal{X}$ defined as the superlevel set of a continuously differentiable function $h(x) : \mathcal{X} \rightarrow \mathbb{R}$, with \mathcal{S} and $\partial\mathcal{S}$ defined as its interior and boundary sets respectively such that

$$\begin{aligned} \bar{\mathcal{S}} &:= \{x \in \mathcal{X} \mid h(x) \geq 0\} \\ \mathcal{S} &:= \{x \in \mathcal{X} \mid h(x) > 0\} \\ \partial\mathcal{S} &:= \{x \in \mathcal{X} \mid h(x) = 0\} \end{aligned} \quad (2)$$

We wish to design a *safe feedback* control law $u(x)$ that realizes some predefined performance objectives while respecting the path constraint $h(x) > 0$ and possibly control constraints which we discuss later in [Section III](#). A fundamental, yet obvious, assumption is that the multi-objective problem is feasible, i.e. there exists a solution to the problem.

Given the safety-critical control problem above, safety can be represented and verified by the invariance of the set of permitted states. Below we review basic definitions of *controlled* invariant sets and safe controls to motivate the way we solve the problem.

Definition 1 ([1]). The set $\mathcal{S} \subset \mathcal{X}$ is controlled invariant for the nonlinear control system $\dot{x}(t) = f(x(t), u(t))$ if for $x(0) \in \mathcal{S}$, there exists a continuous feedback controller $u = K(x)$, such that the closed-loop system $\dot{x}(t) = f(x(t), K(x(t)))$ has the unique solution $x(t) \in \mathcal{S} \forall t \in \mathbb{R}^+$.

Definition 2. Given an initial condition $x(0) \in \mathcal{S}$, the continuous feedback controller $u = K(x)$ is said to be safe if \mathcal{S} is forward invariant with respect to the resulting closed-loop system $\dot{x}(t) = f(x(t), K(x(t)))$. That is, by definition of the safe set \mathcal{S} (2), under $u = K(x)$ the solution $x(t)$ is such that

$$h(x(t)) > 0 \forall t \in \mathbb{R}^+; x(0) \in \mathcal{S} \quad (3)$$

which is referred to as the safety condition.

It is worth noting that in the above definitions, the closed loop system is required to admit a unique solution which is assured by Lipchitz continuity of the controller and the system's dynamics.

III. BARRIER STATES

A. Barrier Functions

In the optimization literature, constrained optimization problems are commonly solved using penalty methods that transform the problem into an unconstrained one by adding a penalty function to the objective function. The penalty function is infinity if the constraint is violated and zero otherwise [13]. The main issue with this approach is that the new objective function becomes discontinuous. Another approach is to penalize the solution in the interior of the set defined by the constraint as it approaches the set's boundaries by adding a penalty-like term to the objective function. This effectively forces the search for a solution to remain in the interior of the feasible set. Those methods are referred to as barrier methods in which a smooth scalar real valued function $\mathbf{B} : \bar{\mathcal{S}} \rightarrow \mathbb{R}$ of the constraint function is added to the objective function effectively preserving differentiability [13].

In this work, we use \mathbf{B} as the barrier operator, such as the popular inverse barrier function $\mathbf{B}(\eta) = \frac{1}{\eta}$, also known as the Carroll barrier, or the logarithmic barrier functions $\mathbf{B}(\eta) = -\log(\frac{\eta}{1+\eta})$. Hence, the proposed method in this paper is generic for any barrier function that satisfies the classical definition of barrier functions.

Definition 3. A single valued function $\mathbf{B} : \bar{\mathcal{S}} \rightarrow \mathbb{R}$ is a Barrier Function (BF), also known as an interior penalty function, if it is smooth and strongly convex on the interior of the set of feasible solutions \mathcal{S} and *blows up* as its input approaches the boundary of the set $\partial\mathcal{S}$. Mathematically, for a sequence of inputs $\{\eta_1, \eta_2, \dots, \eta_k\}$,

$$\eta_k \in \mathcal{S}, \tilde{\eta} \equiv \lim_{k \rightarrow \infty} \eta_k \in \partial\mathcal{S} \Rightarrow \mathbf{B}(\eta_k) \rightarrow \infty, k \rightarrow \infty$$

with

$$\inf_{\eta \in \mathbb{R}^n} \mathbf{B}(\eta) \geq 0$$

For a chosen barrier function \mathbf{B} , we define the barrier β over the safety condition, i.e. $\beta(t) := \mathbf{B} \circ h(x(t))$. As a result, by definition, ensuring boundedness of the barrier β , implies the satisfaction of the safety condition (3).

Proposition 1. *For the safety-critical control system (1), given that $x(0) \in \mathcal{S}$, a continuous feedback controller $u = K(x)$ is safe, i.e. the safety condition (3) is satisfied and the safe set \mathcal{S} is controlled invariant, if and only if $\beta(x(t)) < \infty \forall t \in \mathbb{R}_0^+$.*

Proof. \Rightarrow Assume that there exists a continuous control law $u_k = K(x)$ such that \mathcal{S} is controlled invariant with respect to the closed loop system $\dot{x} = f(x, K(x))$, $x(0) \in \mathcal{S}$ with the solution $x(t) \in \mathcal{S} \forall t \in \mathbb{R}^+$. Then, by Definition 1 and Definition 2, $h(x_k) > 0 \forall t \in \mathbb{R}^+$. Hence, by Definition 3 and the properties of the barrier function β , $\beta(x(t)) < \infty \forall t \in \mathbb{R}_0^+$.

\Leftarrow Given that $h(x(0)) > 0 \Rightarrow \mathbf{B}(h(x_0)) < \infty$, suppose that we have $\beta(x(t)) < \infty \forall t \in \mathbb{R}^+$ under some continuous

controller $u = K(x)$. By Definition 3 and definition of the barrier function β , $h(x(t)) > 0 \forall t \geq 0$. Thus, by Definition 1, \mathcal{S} is controlled invariant with respect to the closed loop system $\dot{x} = f(x, K(x))$ and by Definition 2 $u = K(x)$ is safe. ■

As a matter of course, constrained optimization methods, such as penalty methods and barrier methods, have been adopted in the optimal control literature [14]–[19]. In nonlinear systems and control, inspired by Lyapunov functions and Lyapunov theory, Prajna [20] proposed Barrier Certificates (BC) for model validation of nonlinear systems with uncertain parameters. The proposed novel method validates the model by using barrier certificates as a means to examine any contradictions between model and data. The proposition is that safety can be verified through a transversality condition in which if there exists a barrier-like function that has a non-positive time derivative, then the model is invalid. This proposition is akin to that of Nagumo [21] concerning positive invariance that basically states that if the system's state is in the boundaries of some set with a tangent derivative or one that points inwards, then the system's trajectory remains in the set given that the system admits a globally unique solution [1]. Barrier certificates were then used for safety verification of nonlinear hybrid systems in [22] and for stochastic systems in [23]. The proposed method is capable of determining the systems safety without explicit computation of reachable sets as opposed to the safety verification literature. Essentially, a BC is a continuously differentiable function that is positive in the unsafe set and negative in the safe set. For any initial condition that is in the safe set, the BC must have a negative definite time derivative certifying the safety of the system. The negative definiteness of the barrier's time derivative was then relaxed in [24], [25]. Nonetheless, those barrier certificates do not necessarily have barrier functions properties in the classical sense, i.e. the function's value approaches infinity if the system approaches the boundaries of the safe set, and are usually constructed as sum of squares polynomials.

Around the same time of the work of Prajna [20], Ngo, Mahony, and Jiang [26] used barrier functions for state constraints enforcement to present an implicitly analogous condition but with an eye towards forming a Lyapunov function. The proposed technique drew inspiration from Lyapunov analyses and control and was used specifically for systems with velocity state box constraints within a backstepping control paradigm. Tee, Ge, and Tay [27] further generalized the approach and the augmented Lyapunov function was termed a Barrier-Lyapunov function (BLF) whose roots can be traced to Lyapunov wells [28].

Later, inspired by Control Lyapunov Functions (CLFs) and barrier certificates, Wieland and Allgöwer [29] introduced Control Barrier Functions (CBFs) to propose a feedback method of enforcing safety in continuous time systems. In an attempt to develop safe stabilization, Ames, Grizzle, and Tabuada [30] and Romdlony and Jayawardhana [31] proposed spiritually similar, albeit distinct, CLF-CBF unification techniques. The work in [31] was further detailed with Lyapunov analyses in computing a unified CLF-CBF controller in [32] that in essence resembles the BLF approach [27] but for a more

general class of constraints. Ames, Grizzle, and Tabuada [30] pioneered the CLF-CBF Quadratic Programs (QPs) paradigm which was further developed in [33]. It is worth mentioning that in the early developments of CBFs, they were also referred to as barrier certificates as they are originally based on BCs and share the same analyses [34]–[36]. Additionally, it is pertinent to note that there is the *zeroing* control barrier functions (ZCBFs) [33], which work with the safety function $h(x)$ instead of wrapping a barrier around $h(x)$, though it needs to satisfy certain conditions to be a valid ZCBF. In this work, we mainly use and discuss barrier functions as defined in Definition 3 which we refer to as *classical* barriers in some parts of the paper.

B. Barrier Derivatives (Do we need to dictate the barrier’s rate of change?)

The CLF-CBF QP and the developed CBFs by Ames, Xu, Grizzle, *et al.* [33] have attracted researchers attention to be adopted in various control frameworks and robotic applications [34], [36]–[38] for multiple reasons. Besides the advantages of CBF safety filters within a QP formulation, an important question that Ames, Xu, Grizzle, *et al.* [33] posed and proposed an answer to is about a less restrictive condition on the derivative of the barrier function. Ames, Xu, Grizzle, *et al.* [33] proposed a practical relaxation to the strict negative definiteness of the classical barrier’s time derivative, or equivalently the strict positive definiteness of the constraint’s time derivative, similar to the relaxation of barrier certificates for model validation [24], [25]. In other words, the barrier function is allowed to grow when the safety-critical states are far from the boundaries of \mathcal{S} and its growth rate approaches to zero as the safety-critical states approach $\partial\mathcal{S}$. This effectively removes the requirement of having invariant sub-level sets to the set \mathcal{S} . Mathematically, the conventional condition on the barrier function $\dot{\beta} \leq 0$ is relaxed to

$$\dot{\beta} \leq \alpha(h(x)) \quad (4)$$

where α is a class \mathcal{K} function, which is a continuous function with a positive definite domain that is strictly increasing and is zero at zero, i.e. $\alpha(0) = 0$. The earlier relaxation of barrier certificates in [24] is a special case of this condition, namely when α is selected to be a linear function of h .

From a set invariance perspective, this means that instead of requiring every sub-level set of \mathcal{S} to be forward invariant, only a single sub-level set is invariant. This is brilliant. Nonetheless, a pitfall of the condition in (4) is that one has to find the growth rate function α . For control purposes, dictating the *allowed* growth rate of the barrier function can result in infeasibility or a hard to satisfy condition. This poses the difficulty of finding a *valid* CBF, i.e. a CBF with a feasible allowed growth rate such that a solution is attainable.

Additionally, to get a *nice* inequality condition that can be solved and used with QPs, control affinity is needed, which basically helps setting up a convex program. A more troublesome condition is that we must have u to show up in the condition. This requires a well-defined relative degree which may not exist and makes the problem hard even if it exists

but in higher derivatives in which a high relative degree CBF needs to be found. Multiple methods have been developed to construct a higher-order CBF, if it exists. A common method is through Exponential Control Barrier Functions (ECBFs) [39] which is similar to how high relative degree CLF and feedback linearization are dealt with. Another approach is to define a new invariant safe set as the intersection of several invariant sets [40]. However, these approaches tend to unnecessarily restrict the allowable state space and are difficult to implement and tune. To avoid finding a high-order CBF altogether, some practical implementations instead apply an ad-hoc solution that modifies the CBF or the safety constraint to ensure a relative degree of 1 [41]–[43]. However, this is likely to affect the performance or safety of the resulting system with respect to the original objective and safety constraint.

We go back to the question in [33], “what conditions should be imposed on $\dot{\beta}$ so that \mathcal{S} is forward invariant?”. The answer of Ames, Xu, Grizzle, *et al.* [33] replaces the conventional answer, $\dot{\beta} \leq 0$, with the condition in (4). In this paper, we propose another answer, which we show to have advantageous byproducts, and hope that it provides a different perspective to the problem and opens a new research direction in safety-critical and multi-objective control theory.

The answer we propose is, *it is up to the control law!* In other words, the rate of change of the barrier function should be up to the control law as long as the barrier is bounded. In essence, we move the focus back to be on the boundedness of the barrier function, for which it was originally developed (Proposition 1). It is worth noting, however, that dictating the rate of change of the barrier might be desirable in some applications. Nonetheless, our proposed approach also allows for such a preference through the control design selection. Now a different question arises. How can we design a control law that achieves the performance objectives while ensuring boundedness of the barrier function?

Our proposed idea is to augment the barrier dynamics, i.e. the barrier rate of change, to the open loop model of the safety-critical system. Accordingly, the multi-objective control problem is now to design a controller that regulates the augmented system. This idea is compelling and popular in the control literature, e.g. in integral control, adaptive control and estimations, in which a system-dependent state is augmented to the system to be controlled along with the system’s state.

C. Barrier States and Safety Embedded Systems

The proposed method is general for multi-objective control, such as regulation, stabilization, tracking, trajectory generation, etc. To motivate our development, we start by studying safe stabilization with the proposed method as an objective since stability is a major objective in control theory by which many control problems can be recast including, for example, forcing the system to a specific configuration, tracking a reference signal, etc. We show the use of the proposed approach in different applications thereafter.

1) *Barrier States in Multi-Objective Control*: For the safety-critical nonlinear system (1), the barrier function, β , has the

following rate of change

$$\dot{\beta} = \mathbf{B}'(h(x))L_{f(x,u)}h(x) \quad (5)$$

which can be used to describe the *state of the barrier*. Note that the dynamics of β depends on the system's dynamics. As the idea is to augment the system's dynamics with the barrier's dynamics, we need to at least ensure stabilizability of the augmented system. Hence, we propose the *barrier state (BaS)* equation

$$\dot{\beta} = \mathbf{B}'(h(x))L_{f(x,u)}h(x) - \gamma(\beta - \mathbf{B} \circ h(x)) \quad (6)$$

where $\gamma \in \mathbb{R}^+$. To justify our proposition, let us write the barrier's dynamics as an output feedback problem, for which a dynamic compensation is used (see for example [2, Chapter 12] for the analogy), as

$$\begin{aligned} \dot{\beta} &= \mathbf{B}'(h(x))L_{f(x,u)}h(x) \\ \beta &= \mathbf{B} \circ h(x) \end{aligned} \quad (7)$$

where β is our measured output and $\mathbf{B} \circ h(x)$ is our output equation with respect to the states and is a smooth mapping from \mathcal{X} to \mathcal{B} . Then, the compensator dynamics can be given by

$$\dot{\hat{\beta}} = \mathbf{B}'(h(x))L_{f(x,u)}h(x) - \gamma(\hat{\beta} - \mathbf{B} \circ h(x)) \quad (8)$$

Note that γ is analogous to the observer gain in the dynamic compensation problem and the negative definiteness ensures a stable reduction of the error. Nonetheless, in the current formulation, it is worth noting that this term is effectively zero since x is assumed to be known, i.e. a full state feedback problem. Additionally, the second term preserves the barrier's gradient which is crucial to generate a state feedback control of the barrier in some control techniques.

Without loss of generality, let us assume that we are interested in stabilizing the system around the origin, i.e. $f(0) = 0$. The barrier function β might have an arbitrary value at the origin ($x = 0$) that depends on the constraint and the selected barrier given by $\beta^\circ := \mathbf{B} \circ h(0)$. Therefore, we define a new state variable, z , whose equilibrium point is the origin and define the barrier state (BaS) equation according to

$$\dot{z} = f_b(x, z, u) := \mathbf{B}'(h(x))L_{f(x,u)}h(x) - \gamma(z + \beta^\circ - \mathbf{B} \circ h(x)) \quad (9)$$

which could also be written as

$$\dot{z} = \mathbf{B}' \circ \mathbf{B}^{-1}(z + \beta^\circ)L_{f(x,u)}h(x) - \gamma(z + \beta^\circ - \mathbf{B} \circ h(x)) \quad (10)$$

Remark 1. In our first paper [10], we used a function, noted as ϕ_1 , to be added to the barrier dynamics to ensure stabilizability. That function is barrier dependent, i.e. it should be designed for different barrier functions. However, the design of ϕ_1 may not be intuitive. As motivated by output feedback above, simply adding the error between the barrier state and the value of the barrier $\mathbf{B}(h(x))$ does the job and should be intuitive by analogy with output feedback control and observer design as motivated above.

The following lemma shows that this modification does not affect safety guarantees and that boundedness of z guarantees satisfaction of the safety constraint.

Lemma 1. *Suppose $x(0) \in \mathcal{S}$ and let $z(0) = \beta(x(0)) - \beta(0)$. The BaS $z(t)$ generated by the state equation in (9) along the trajectories of safety-critical system (1) is bounded $\forall t$ if and only if $\beta(x(t))$ is bounded $\forall t$.*

Proof. Define $\tilde{z} = z + \beta(0) - \beta(x)$. Then,

$$\begin{aligned} \dot{\tilde{z}} &= \mathbf{B}' \circ \mathbf{B}^{-1}(z + \beta^\circ)\dot{h} - \mathbf{B}' \circ \mathbf{B}^{-1}(\beta(x))\dot{h} - \gamma\tilde{z} \\ &= \left(\mathbf{B}' \circ \mathbf{B}^{-1}(\tilde{z} - \beta(x)) - \mathbf{B}' \circ \mathbf{B}^{-1}(\beta(x)) \right)\dot{h} - \gamma\tilde{z} \end{aligned}$$

It can be easily seen that the preceding differential equation has an equilibrium point at $\tilde{z} = 0$. Moreover, by the hypothesis that $z(0) = \beta(x(0)) - \beta(0)$, $\tilde{z}(0) = 0$. As a result, $\tilde{z}(t) = 0 \forall t \geq 0$ and equivalently

$$z(t) = \beta(x(t)) - \beta(0), \quad \forall t \geq 0$$

Consequently, $z(t)$ is bounded if and only if $\beta(x(t))$ is bounded $\forall t$ which completes the proof. ■

2) Multiple BaS vs a Single BaS: For multiple constraints, i.e. $h(x)$ is a vector of q constraint functions such that $h(x) = [h_1(x), h_2(x), \dots, h_q(x)]^\top$, one can construct a barrier state for each constraint, interpreting the inequality in the safety condition (3) element-wise. Nonetheless, a single barrier state can be constructed to represent multiple constraints.

Creating a single BaS is favorable in many applications and helps avoiding adding many nonlinear state equations to the safety embedded model which may increase the complexity of the new control design problem. A single BaS that represents different constraints, however, may be highly nonlinear, leading to a more complex design of safety embedded control. Additionally, some flexibility on choosing design parameters for different constraints, such as penalizations of the barrier states in the case of optimal control or tuning how conservative each constraint is, will be lost since we will have only one barrier state. It is important to mention that in some problems, one could represent multiple constraints with one function $h(x)$ defining the safe set and then construct a single BaS. This trade-off is a problem dependent and therefore it is up to the control designer to determine.

Let us assume that for some of the q constraints, we would like to form a single BaS for p constraints and thus let $\beta^p(x) = \sum_{i=1}^p \mathbf{B} \circ h_i(x)$. Then,

$$\dot{\beta} = \sum_{i=1}^p \mathbf{B}'(h_i)L_{f(x,u)}h_i(x)$$

and therefore the BaS can be found to be

$$\dot{z} = \sum_{i=1}^p \left(\mathbf{B}'(h_i)L_{f(x,u)}h_i(x) \right) - \gamma \left(z + \beta^{p^\circ} - \sum_{i=1}^p \mathbf{B}(h_j(x)) \right) \quad (11)$$

where $\beta^{p^\circ} = \beta^p(0)$.

In Section V, we design a single BaS to represent multiple constraints for some applications and construct multiple ones in others to validate the proposed technique.

3) *Safety Embedded Systems and Controls*: Now, we are in a position to create the safety embedded model. By defining $z = [z_1, \dots, z_{n_b}]^T \in \mathcal{B} \subset \mathbb{R}^{n_b}$, where n_b is the number of constructed barrier states if more than one BaS is used, and augmenting it to the system (1), we get

$$\begin{aligned}\dot{x} &= f(x, u) \\ \dot{z} &= f_b(x, z, u)\end{aligned}\quad (12)$$

Defining $\bar{x} = \begin{bmatrix} x \\ z \end{bmatrix} \in \bar{\mathcal{X}} \subset \mathcal{X} \times \mathcal{B}$, $\bar{f} = \begin{bmatrix} f \\ f_b \end{bmatrix} : \bar{\mathcal{X}} \times \mathcal{U} \rightarrow \bar{\mathcal{X}}$, we can rewrite this systems as

$$\dot{\bar{x}} = \bar{f}(\bar{x}, u) \quad (13)$$

with $\bar{x}(0) = [x_0, z_0]^T$ given that $x_0 \in \mathcal{S}$. This system is referred to as the *safety embedded system*. It is worth noting that this idea results in a dynamic state feedback control problem in which, for example for the stabilization problem, the goal is to stabilize the origin ($x = 0, z = 0$) [2, chapter 12].

Remark 2. In the deterministic full-state feedback problem studied in this paper, we know the solution of the differential equation of the barrier function and therefore there is no need to propagate the barrier to get its value and it suffices to use its definition, i.e. the true function, in the controls evaluation.

Consequently, the safety objective is *embedded* in the closed-loop system's dynamics and stabilizing the new augmented system (13) implies enforcing safe stabilization of the safety-critical system (1), i.e. the safe set \mathcal{S} is rendered controlled invariant. Before proving such results, it remains to show that there exists a solution for the new control problem, i.e. feedback stabilizability is not distorted by the augmentation.

Lemma 2. *The safety embedded dynamics in (13) is continuously differentiable with $\bar{f}(0) = 0$.*

Proof. By continuous differentiability of f , h and \mathbf{B} , clearly f_b is continuously differentiable as it is the product and addition of continuously differentiable functions. $\bar{f}(0) = \begin{bmatrix} f(0) \\ f_b(0) \end{bmatrix}$ with $f(0) = 0$ and $f_b(0) = \mathbf{B}'(h(0))(0) - \gamma(0 + \beta^\circ - \mathbf{B} \circ h(0)) = 0$. ■

Theorem 1. *The safety augmented control system in (13) is stabilizable at the origin if the original control system in (1) is safely stabilizable at the origin. In other words, a solution to the unconstrained control problem in (13) exists if there exists a solution to the constrained control problem in (1)-(3).*

Proof. For the constrained control problem in (1)-(3), let there exists a continuous feedback controller $u = K(x)$ such that the closed-loop system $\dot{x} = f(x, K(x))$ has the solution $(x(t), x_0 \in \mathcal{S})$ defined for all $t \geq 0$ that converges to the origin with $h(x(t)) > 0$ as $t \rightarrow \infty$ with a region of attraction $\mathcal{A} \subset \mathcal{S} \subset \mathcal{X} \subset \mathbb{R}^n$ (an open neighborhood of the origin). Then, since $h(x(t)) > 0 \forall t \geq 0$ and by continuity of the barrier β , the barrier image $\beta(\mathcal{A}) - \beta(0)$ is continuous on \mathcal{B} in which there exists an open neighborhood $\mathcal{Z} \subset \mathcal{B} \subset \mathbb{R}^{n_b}$ of the

origin of the barrier's system that is bounded. Therefore, for the augmented state space, there exists an open neighborhood $\bar{\mathcal{A}}$ such that $\mathcal{A} \times \mathcal{Z} \subset \bar{\mathcal{A}}$ of the origin of the augmented system (13) in which the closed-loop system $\dot{\bar{x}} = \bar{f}(\bar{x}, K(x))$ has the bounded solution $(\bar{x}(t), \bar{x}_0 \in \mathcal{S} \times \mathcal{B})$ defined for all $t \geq 0$ and converges to the origin. ■

Now, we derive a main result of the proposed idea which states that designing a control law that solves the safety embedded control problem, solves the original constrained problem (1)-(3).

Theorem 2. *Suppose there exists a continuous feedback controller $u = K(\bar{x})$ such that the origin of the safety embedded closed-loop system, $\dot{\bar{x}} = \bar{f}(\bar{x}, K(\bar{x}))$, is asymptotically stable. Then, there exists an open neighborhood $\mathcal{A}_{\text{safe}}$ of the origin of the safety critical system (1) such that $u = K(\bar{x})$ is safely stabilizing. Hence, the safety region $\mathcal{S} = \{x \in \mathcal{A}_{\text{safe}} \subset \mathcal{X} : h(x) > 0\}$ is rendered controlled invariant.*

Proof. Consider the continuous feedback controller $u = K(\bar{x})$ that renders the origin of safety embedded system (13) asymptotically stable with a domain of attraction $\bar{\mathcal{A}}$. Then, there exist open neighborhoods $\mathcal{A} \subset \mathcal{X} \subset \mathbb{R}^n$ and $\mathcal{Z} \subset \mathcal{B} \subset \mathbb{R}^q$ of the origin with \mathcal{Z} bounded such that $\mathcal{A} \times \mathcal{Z} \subset \bar{\mathcal{A}}$. For the vector $\beta := [\beta_1 \dots \beta_{n_b}]^T$, by the continuity of $\tilde{\beta}(x) = \beta(x) - \beta(0)$ on $\{x \in \mathbb{R}^n : h(x) > 0\}$, the inverse image $\tilde{\beta}^{-1}(\mathcal{Z})$ of \mathcal{Z} by $\tilde{\beta}$ is an open neighborhood of the origin. Thus $\mathcal{A}_{\text{safe}} := \mathcal{A} \cap \tilde{\beta}^{-1}(\mathcal{Z})$ is also an open neighborhood of the origin. Hence, for any initial condition $x(0) \in \mathcal{S} \subset \mathcal{A}_{\text{safe}}$, it can be seen that $z(0) = \tilde{\beta}(x(0)) \in \mathcal{Z}$ and $\bar{x}(0) \in \bar{\mathcal{A}}$. Thus the trajectories $\bar{x}(t), t \geq 0$, are bounded and converge to zero implying that $z(t)$ is bounded as well. By Proposition 1 and Lemma 1, $\beta(x)$ is bounded, guaranteeing the safety of $u = K(\bar{x})$ and the forward invariance of \mathcal{S} with respect to the safety critical system (1). ■

Remark 3. Theorem 1 and Theorem 2 assemble a strong *if and only if* condition on the existence of a solution to the problem but we choose to separate the two theorems for clarity of presentation and since Theorem 2 provides additional results about the main idea of controlling the new safety embedded system to safely control the original constrained system.

A motivation behind the development of barrier states embedding is integrating safety with other control objectives without *direct relaxation* of any of the objectives. In essence, the safety control is coupled with the performance objectives, e.g. stability, to achieve the different objectives simultaneously, given that a solution exists to the original problem. Indeed, when set with a control Lyapunov functions approach, our method exhibits similar elements of the control Lyapunov barrier functions proposed in [27], [31] which we leave to investigate in a future work.

Remark 4. It is worth noting that one could work on controlling, e.g. stabilizing the BaS, for example by feedback linearization, Lyapunov functions construction, quadratic programs, etc., which will in fact result in the CBFs methods. However, our interest is in multi-objective control problems and thus the idea is to embrace different control techniques

to work on the safety embedded system to achieve multi-objective control while avoiding conflicts between the different objectives. Note that performing feedback linearization, under the required conditions, on the barrier state alone results in equivalent results to those of CBF conditions.

4) Relative Degree: It is crucial to note that the developed method applies for general nonlinear systems (1) and is generally agnostic to the relative degree of the safety function h , or equivalently the barrier function, with respect to the output of the system. Indeed, the developed theory above, resembled mainly by [Theorem 1](#) and [Theorem 2](#), is self-sufficient regardless of the relative degree of the barrier and therefore one can design a control law for the safety embedded system (13) given that a solution exists to the original problem. Later in the paper when discussing control synthesis, examples will be given in which the relative degree of the system may not be well defined, i.e. the relative could be high or the barrier has a mixed relative degree. Nonetheless, one may use a control design method that requires a knowledge of the relative degree such as Lyapunov-based control techniques.

As mentioned earlier, one could design a feedback controller based on the BaS dynamics only but such a feedback controller might be in conflict with other control requirements, e.g. it may destabilize the system. Designing a feedback controller for the safety embedded system (13) allows us to embrace well developed control methods to achieve desired control objectives along with safety. Linear control has been a central part of control theory and linear control methods are still predominant and influential for nonlinear control. In what follows, we provide the form of the linearized safety embedded system that can be used for safe linear control design, which we employ in some examples in [Section V](#).

Without loss of generality, consider the linearized system of (1) around the origin

$$\dot{x} \approx Ax + Bu \quad (14)$$

where

$$A = \left. \frac{\partial f}{\partial x} \right|_{(x=0, u=0)}, \quad B = \left. \frac{\partial f}{\partial u} \right|_{(x=0, u=0)}$$

The pair (A, B) is assumed to be controllable or at least stabilizable. For a safety-critical system, to achieve the control objective safely, we deal with the safety embedded system (13). Linearizing the safety embedded system around its origin, $(\bar{x} = 0, u = 0)$, yields

$$\dot{\bar{x}} \approx \bar{A}\bar{x} + \bar{B}u \quad (15)$$

where

$$\bar{A} = \begin{bmatrix} A & 0_{n \times 1} \\ \mathbf{B}' \circ \mathbf{B}^{-1}(\beta_0)h_x(0)A - \gamma \mathbf{B}'(h_x(0)) & -\gamma \end{bmatrix} \quad (16)$$

$$\bar{B} = \begin{bmatrix} B \\ \mathbf{B}' \circ \mathbf{B}^{-1}(\beta_0)h_x(0)B \end{bmatrix} \quad (17)$$

Notice here that we assumed a single BaS for simplicity of presentation.

D. Input Constrained Safety Embedded Control

Input constraints are inherent in control systems. Can we use the barrier states embedding method to enforce input constraints? Yes, we can. The idea is simple; define a new state for the input and define a new system whose input is the original input's derivative, a known trick in the literature used for different purposes.

Consider the control system in (1) subject to some control constraints defined by $g(u) > 0$. Notice that g could be a vector of constraints, e.g. a set of box constraints for the vector u which is the most popular form of input constraints. Let us define $v := \dot{u}$ and $\tilde{x} = [x, u]^T$ which results in the system

$$\dot{\tilde{x}} = \begin{bmatrix} f(x, u) \\ v \end{bmatrix}$$

Defining a barrier function $\beta^u := \mathbf{B}(g(u))$ and a barrier state z^u , yields

$$\dot{z}^u = f_b^u(u, z, v) := \mathbf{B}'(g(u))L_v g(u) - \gamma(z^u + \beta^{u^o} - \mathbf{B} \circ g(u)) \quad (18)$$

where $\beta^{u^o} = \beta(u^{eq})$ and u^{eq} is the desired input at the equilibrium point. Let $\bar{x} = [\tilde{x}, z^u]$. Then, the safety embedded system can be derived to be

$$\dot{\bar{x}} = \begin{bmatrix} f(x, u) \\ v \\ f_b^u(u, v) \end{bmatrix}$$

which can also be written as

$$\dot{\bar{x}} = \begin{bmatrix} f(x, u) \\ 0 \\ -\gamma(z^u + \beta^{u^o} - \mathbf{B} \circ g(u)) \end{bmatrix} + \begin{bmatrix} 0 \\ 1 \\ \mathbf{B}'(g(u)) \frac{\partial g}{\partial u} \end{bmatrix} v$$

Remark 5. One can derive safe stabilization guarantees for the input constrained problem similar to those presented in [Theorem 1](#) and [Theorem 2](#) which we omit. Additionally, such formulation might affect the relative degree of the system with respect to some constraints but that may not need to be a concern as we demonstrate later in our implementation examples.

Remark 6. Although not common, one could use the same trick to deal with state-input inter-constraints, i.e. constraints which are functions of both inputs and states.

IV. INPUT-TO-STATE SAFETY (ISSF) AND INPUT-TO-STATE SAFE STABILITY (IS³)

Safety-critical control design has achieved a lucid success in the past decade. Barrier methods discussed earlier have been a major element in the recent control literature. Nonetheless, a robust control design is crucial in ensuring effective control design, especially in safety-critical control. Sontag [44] pioneered the notion of input-to-state stability (ISS) as a means of quantifying systems' robustness to disturbances and constructing robustly stabilizing controllers. Motivated by the work of Sontag and the proposed feedback control redesign with the gradient of Lyapunov functions, Romdlony and Jayawardhana [45] developed the notion of input-to-state safety (ISSf) following the footsteps of their earlier work of

combining Lyapunov and barrier functions in [32]. Kolathaya and Ames [46] followed suit and proposed a similar ISSf notion for the safe set, i.e. the set to be rendered controlled invariant, but mainly in the local sense and utilized it within the CBF-QP framework developed in [33]. Recently, Krstic [47] studied the the design of ISSf CBF-QP (minimum norm) safety filters along with the ISSf notion in the problem of inverse optimality of safety filters by formulating the problem as a zero-sum differential game, minimax optimal control, problem. It is worth noting that although those notions of ISSf are barrier-based, a similar notion for non-overshooting control was pursued earlier by Krstic and Bement [48] in the backstepping control literature.

In this part of the paper, we investigate robustness analysis of systems safety and stability in the presence of a bounded external input or disturbance within the proposed framework of barrier states and safety embedded systems. In what follows, inspired mainly by the extended work of Romdlony and Jayawardhana [49], we derive a notion of input-to-state safety based on the proposed development of barrier states. Following this further, we derive the notion of input-to-state safe stability (IS³) that is centered on the established idea of safety embedded systems and controls.

A. Input-to-State Safety via Barrier States

Consider the safety critical control (1) in which a disturbance d enters the system through the control channels that is assumed to be locally essentially bounded, i.e. $d \in \ell^\infty$ where ℓ^∞ is the vector space of bounded sequences in \mathbb{R}^m .

As we shall see, the performance of the (controlled) system in handling the disturbances and staying in the safe region depends on the disturbance bounds. Based on that, we provide the following definition of robustly controlled invariant sets, which is a slight modification of that provided by Blanchini [1].

Definition 4. The set $\mathcal{S} \subset \mathcal{X}$ is robustly controlled invariant for the nonlinear control system $\dot{x}(t) = f(x(t), u(t), d(t))$ if for $x(0) \in \mathcal{S}$ and all $d(t) \in \mathcal{D}$, there exists a continuous feedback controller $u(x(t)) = K(x(t))$, such that the closed-loop system $\dot{x}(t) = f(x(t), K(x(t)), d(t))$ has the unique solution $x(t) \in \mathcal{S} \forall t \in \mathbb{R}^+$.

Remark 7. The purpose of the ISSf notion, and originally the ISS notion, is to evaluate a designed feedback controller's performance under the effect of bounded disturbances. Therefore, for the preceding definition, we consider the case where $\mathcal{D} \subset \ell^\infty$ and d enters the system through u . In what follows, following the convention and the literature [2], [44], [50], u is considered as the external input or disturbance since one can look at the system as a closed-loop system of some feedback controller, which we will formulate more explicitly when discussing the control design. It is worth noting that for the controls part, we rely on the fact that if there exists a feedback control law such that the origin of the system is globally asymptotically stable (GAS), then there exists a *modified* feedback control law such that the disturbed system is ISS [44]. For the local case, similar arguments can be achieved, see e.g. [50, Chapter 2].

First, for completeness, we review the definitions of class \mathcal{K} functions, class \mathcal{KL} functions and ISS systems [2], [44], [50].

Definition 5. A function $\alpha : [0, a) \rightarrow [0, \infty)$ is a class \mathcal{K} function if it is continuous, strictly increasing and $\alpha(0) = 0$. It is a class \mathcal{K}_∞ if $a = \infty$ and for some $r \in \mathbb{R}$, as $r \rightarrow \infty$, $\alpha(r) \rightarrow \infty$.

Definition 6. A function $\tilde{\alpha} : [0, a) \times [0, \infty) \rightarrow [0, \infty)$ is a class \mathcal{KL} function if it is continuous, for each fixed $s \in \mathbb{R}$, and some $r \in \mathbb{R}$, we have $\tilde{\alpha}(r, s)$ being a class \mathcal{K} function w.r.t. r , and for each fixed r , we have $\tilde{\alpha}(r, s)$ to be decreasing w.r.t. s such that $\tilde{\alpha}(r, s) \rightarrow 0$ as $s \rightarrow \infty$.

Definition 7. The system (1) is input-to-state stable (ISS) if there exist $\tilde{\alpha} \in \mathcal{KL}$ and $\alpha_u \in \mathcal{K}$ such that $\forall x_0 \in \mathcal{X}$, $\forall u \in \ell^\infty$ and $t \geq 0$ we have

$$\|x(t)\| \leq \tilde{\alpha}(\|x_0\|, t) + \alpha_u(\|u\|_\infty) \quad (19)$$

It is locally input-to-state stable (LISS), if the condition (19) only holds for $\forall x_0 \in \mathcal{X}_r$, $\|u\|_\infty \leq r_u$ and $t \geq 0$, where $\mathcal{X}_r := \{x \in \mathcal{X} : \|x\| \leq r_x\}$.

It is worth noting that the ISS and LISS are interconnected to the uniform stability and (global) asymptotic uniform stability of the dynamical system (see [2, Chapter 4]). Owing to the formulation of barrier states, we construct input-to-state safety arguments that are similar to their ISS counterparts. It is important to mention that in what follows we use the shifted BaS z , whose equilibrium point is at the origin, which allows us to directly adopt similar arguments to those of ISS. The adopted arguments can be looked as rather relaxed ones in the sense that we require the barrier state to be uniformly stable instead of being uniformly asymptotically stable if $u \rightarrow 0$ as $t \rightarrow \infty$.

Definition 8. The safety critical system (1) is input-to-state safe (ISSf) if there exist $\alpha_z, \alpha_u \in \mathcal{K}$ such that $\forall \|z_0\| \leq \alpha_{z_0}(\|x_0\|) < \infty$, or equivalently $x_0 \in \mathcal{S}$, $\forall u \in \ell^\infty$ and $t \geq 0$ we have

$$\|z(t)\| \leq \alpha_z(\|z_0\|) + \alpha_u(\|u\|_\infty) \quad (20)$$

It is locally input-to-state safe (LISSf), if the condition (20) only holds for $0 \leq \|z_0\| \leq Z_r < \infty$ such that a solution $z(t)$ exists for all $t \geq 0$, or equivalently $x_0 \in \mathcal{S}_{r_x}$, $\|u\| \leq r_u$ and $t \geq 0$, where $\mathcal{S}_{r_x} := \{x \in \mathcal{S} : \|x\| \leq r_x = \arg \max z(t) \in \mathcal{B}\}$ and $Z_r := \mathbf{B} \circ h(r_x)$.

Remark 8. The proposed condition (20) in Definition 8 is akin to that in [49] albeit the latter focuses on staying away from the unsafe region. The construction of barrier states facilitates a direct use of similar arguments used to analyse stability of dynamical systems. In essence, in the proposed ISSf condition (20), it can be seen that when there is no disturbance, the BaS is uniformly stable and therefore the system is safe. If there is a disturbance that causes the inequality not to be satisfied, then safety may not be guaranteed. For instance, consider the case when the initial condition is very close to the unsafe region and hence z_0 is large. A small disturbance could cause the barrier to blow up which implies unsatisfaction of (20).

B. Input-to-State Safe Stability (IS³)

Using the proposed condition (20), one can check if a system is ISSf. A main interest, however, is in evaluating a system's ISSf as well as ISS which then can be used as a means to design robust safely stabilizing control laws. Leveraging the scheme of safety embedded systems in Subsection III-C, we therefore define the following notion of input-to-state safe stability (IS³).

Definition 9. The safety critical system (1) is said to be input-to-state safely stable (IS³) if it is ISS (Definition 7) and ISSf (Definition 8) with $\alpha_z \in \mathcal{KL}$. It is locally input-to-state safely stable (LIS³) if it satisfies both properties locally.

Remark 9. For the safe stabilization problem, notice that the state space is now considered to be \mathcal{S} and as mentioned earlier, the set of initial states must be in \mathcal{S} , as indicated in [49] for the stabilization problem with guaranteed safety. Based on that, the new notion of input-to-state safe stability (IS³) is defined over $\mathcal{S} \subset \mathcal{X}$.

Based on those definitions, we can establish the following significant proposition that allows us to work with the safety embedded system to achieve IS³ for the safety-critical system.

Proposition 2. *The safety embedded system is (locally) ISS (13) if and only if the original system (1) is (locally) IS³.*

Proof. We prove the general case and the local case evidently follows.

\Rightarrow Assume that the original system is IS³. Then, $\exists \tilde{\alpha}_1, \alpha_z \in \mathcal{KL}$ and $\alpha_{u1}, \alpha_{u2} \in \mathcal{K}$ s.t. $\forall x_0 \in \mathcal{S}, \forall u \in \ell^\infty$ and $t \geq 0$,

$$\begin{aligned} \|x(t)\| &\leq \tilde{\alpha}_1(\|x_0\|, t) + \alpha_{u1}(\|u\|_\infty) \\ \|z(t)\| &\leq \alpha_z(\|z_0\|, t) + \alpha_{u2}(\|u\|_\infty) \end{aligned}$$

Squaring both sides of both inequalities and adding them yields,

$$\begin{aligned} \|x\|^2 + \|z\|^2 &\leq (\tilde{\alpha}_1 + \alpha_{u1})^2 + (\alpha_z + \alpha_{u2})^2 \\ \Rightarrow \|\bar{x}\|^2 &\leq (\tilde{\alpha}_1 + \alpha_{u1} + \alpha_z + \alpha_{u2})^2 \\ \Rightarrow \|\bar{x}\| &\leq \tilde{\alpha}_1 + \alpha_{u1} + \alpha_z + \alpha_{u2} \end{aligned}$$

Define $\alpha_u(\|u\|_\infty) = \alpha_{u1}(\|u\|_\infty) + \alpha_{u2}(\|u\|_\infty)$ and $\tilde{\alpha}(\|\bar{x}_0\|, t) = \tilde{\alpha}_1(\|\bar{x}_0\|, t) + \alpha_z(\|\bar{x}_0\|, t)$. By definition of \bar{x} , $\|x_0\| \leq \|\bar{x}_0\|$ and $\|z_0\| \leq \|\bar{x}_0\|$, and hence

$$\begin{aligned} \tilde{\alpha}_1(\|x_0\|, t) + \alpha_z(\|z_0\|, t) &\leq \tilde{\alpha}_1(\|\bar{x}_0\|, t) + \alpha_z(\|\bar{x}_0\|, t) \\ &= \tilde{\alpha}(\|\bar{x}_0\|, t) \end{aligned}$$

Therefore,

$$\|\bar{x}(t)\| \leq \tilde{\alpha}(\|\bar{x}_0\|, t) + \alpha_u(\|u\|_\infty)$$

$\forall \bar{x}_0 \in \mathcal{S} \times \mathcal{B}, \forall u \in \ell^\infty$ and $t \geq 0$.

\Leftarrow Suppose that the safety embedded system is ISS. Then, by definition we have that $\exists \tilde{\alpha} \in \mathcal{KL}$ and $\exists \alpha \in \mathcal{K}$ such that $\forall \bar{x}_0 \in \mathcal{S} \times \mathcal{B}, \forall u \in \ell^\infty$ and $t \geq 0$ we have

$$\|\bar{x}(t)\| \leq \tilde{\alpha}(\|\bar{x}_0\|, t) + \alpha_u(\|u\|_\infty)$$

Clearly, this implies

$$\|x\|^2 + \|z\|^2 \leq \left(\tilde{\alpha}(\|\bar{x}_0\|, t) + \alpha_u(\|u\|_\infty) \right)^2$$

where each term in the left hand side is smaller than the right hand side. Hence, we can directly conclude that $\exists \tilde{\alpha}_1, \tilde{\alpha}_z \in \mathcal{KL}$ and $\alpha_u \in \mathcal{K}$ s.t. $\forall x_0 \in \mathcal{S}, \forall 0 \leq z_0 < \infty, \forall u \in \ell^\infty$ and $t \geq 0$,

$$\begin{aligned} \|x(t)\| &\leq \tilde{\alpha}(\|x_0\|, t) + \tilde{\alpha}(\|z_0\|, t) + \alpha_u(\|u\|_\infty) \\ &\leq \tilde{\alpha}(\|x_0\|, t) + \tilde{\alpha}(\alpha_{z0}(\|x_0\|), t) + \alpha_u(\|u\|_\infty) \\ &\leq \tilde{\alpha}_1(\|x_0\|, t) + \alpha_u(\|u\|_\infty) \end{aligned}$$

and

$$\begin{aligned} \|z(t)\| &\leq \tilde{\alpha}(\|z_0\|, t) + \tilde{\alpha}(\|x_0\|, t) + \alpha_u(\|u\|_\infty) \\ &\leq \tilde{\alpha}(\|z_0\|, t) + \tilde{\alpha}(\alpha_{z0}^{-1}(\|z_0\|), t) + \alpha_u(\|u\|_\infty) \\ &\leq \tilde{\alpha}_z(\|z_0\|, t) + \alpha_u(\|u\|_\infty) \\ &\leq \alpha_z(\|z_0\|) + \alpha_u(\|u\|_\infty) \end{aligned}$$

Hence, the system is ISS and ISSf (the BaS is ISS which is a stronger condition than (20)), which completes the proof. ■

Since our ultimate interest is designing multi-objective safe controls, we wish to ensure that the designed continuous safety embedded controller is able to render the safe set invariant despite some bounded input noise, i.e. robustly controlled invariant. Proposition 2 is a significant proposition as it allows us to embrace the tools developed for ISS to achieve IS³ by way of dealing with the safety embedded system. The Lyapunov-like theorem in [2, Theorem 4.19], provides a sufficient condition for ISS. Applying that theorem for the safety embedded system, allows us to construct a sufficient condition for IS³ based on Proposition 2.

Under general regularity conditions of the systems dynamics in (1), it has been established that global exponential stability of the autonomous, i.e. undisturbed, system corresponds to input-to-state stability [2]. Consequently, local asymptotic stability of the autonomous system corresponds to local input-to-state stability [51]. In other words, an asymptotically stable undisturbed system is intrinsically robust to small enough external inputs [50, Chapter 2]. This stems from the definition of input-to-state stability and the fact that asymptotic stability is equivalent to uniform asymptotic stability of autonomous systems. The following corollary provides neat results for ISSf and IS³ when combined with the developed results in the preceding subsections, which is a direct result of Proposition 2 and [2, Theorem 4.19].

Corollary 1. *Consider the safety embedded system (13) with $\bar{f}(0, 0) = 0$ that is continuously differentiable. Let $u = K(\bar{x})$ be a continuous feedback controller such that the undisturbed closed-loop system $\dot{\bar{x}} = \bar{f}(\bar{x}, K(\bar{x}))$ is globally Lipschitz for all $\bar{x} \in \mathcal{S} \times \mathcal{B}$ and its origin $\bar{x} = 0$ is globally exponentially stable. Then, the safety-critical system (1) is input-to-state safely stable (IS³). It is locally IS³, if the continuous feedback controller renders the origin of the undisturbed closed-loop system uniformly asymptotically stable.*

Proof. The proof follows that of [2, Lemma 4.6] for ISS in the global sense (see Mironchenko [50, Corollary 2.39], for the local case), and by Proposition 2, the safety-critical system (1) is (locally) IS³. ■

Such results can be powerful for the safe stabilization problem and useful when using local asymptotically stabilizing

feedback control design methods, which will be leveraged in an application example in the next section with a linear feedback control design.

C. Robust Safe Feedback Control

Given a feedback controller with some external disturbance $d \in \mathcal{D} \subset \ell^\infty$, i.e. $u = K(\bar{x}) + d(t)$, the closed loop system is then of the form

$$\dot{x} = f(x, K(\bar{x}) + d) \quad (21)$$

We are interested in investigating *feedback* controllers that are functions of the BaS in ensuring or improving ISSf, at least locally, through providing the controller with the *safety status* of the system. What we mean by that is that the feedback controller would react aggressively when the BaS value is high which means that the system is close to the unsafe region and would react meekly when the BaS value is low which means that the system is away from the unsafe region. Through the proposed ISSf and IS³ conditions, one can design a robust safe feedback control law given known external disturbance bounds or one that can handle disturbances up to a desired level.

Let us consider the following instructive example as a case study, which is used in [52] to motivate the construction of input-to-state safe barrier functions.

1) *Case Study*: The dynamical system

$$\dot{x} = -x + x^2u$$

is subject to the safety condition defined by $\mathcal{S} = \{x \in \mathbb{R} | 2 - x > 0\}$. We would like to verify if the system is safe despite some actuator disturbance and derive a condition based on (20). Choosing an inverse barrier function, we can derive the BaS, $z = \frac{0.5x}{2-x}$ and the safety embedded system is given by

$$\begin{aligned} \dot{x} &= -x + x^2u \\ \dot{z} &= (z + 0.5)^2(-x + x^2u) \end{aligned} \quad (22)$$

Note that we dropped the γ term since it is only a regularity term that is not needed for the analysis in this case. It can be easily verified that this system is globally asymptotically stable and safe when $u = 0$. Nonetheless, It can be seen that for any initial condition such that $|xu| \geq 1$, the system's trajectories grow unbounded, i.e. neither stability nor safety is guaranteed. Pursuing this further, we are interested in designing a feedback controller that insures, or improves, the ISSf property of the system given the existence of such a feedback control (as discussed in Remark 7). Using the BaS embedding technique, the feedback controller can be a function of the BaS z . This is of a major benefit as the controller reacts proactively to push the system away from the unsafe region and will react more aggressively if the systems starts or gets closer to the unsafe region. It is worth mentioning that one option here is to select the controller to be the negative of the gradient of the safety function, i.e. zeroing barrier function, $K(x) = -x^2$ as suggested by Kolathaya and Ames [52] which provides a *local* ISSf notion. Nonetheless, it is worth noting that such a controller may be overly aggressive and destabilizes the system when the system is a way from the

unsafe region, e.g. when $x_0 \ll 0$. Furthermore, although it has the advantage of moving the system from the unsafe region to the safe region [52], it still allows for constraint violation under some large disturbances. Our proposition is to consider a linear feedback of the BaS, i.e. $u = K(x, z) = K_z z$. Note that such a linear feedback law, if it indeed satisfies the required conditions, corresponds to some Lyapunov function (by Lyapunov converse theorems [2]). Additionally, since we are after the ISSf property, we will deal with the BaS only at first. Under the disturbed feedback controller, $u = K(x, z) + d$, we have

$$\dot{z} = (z + 0.5)^2(-x + x^2K(x, z) + x^2d) \quad (23)$$

Let us consider $V = \frac{1}{2}z^2$. Then, the derivative of V along the BaS trajectories is

$$\dot{V} = z(z + 0.5)^2(-x + x^2K(x, z) + x^2d)$$

which can be rewritten as

$$\dot{V} = 4K(x, z)z^3 + (4d - 2)z^3 - z^2$$

Taking a negative unity feedback of the barrier as a controller yields

$$\begin{aligned} \dot{V} &= -4z^4 + (4d - 2)z^3 - z^2 = -2V(z) - 4z^4 + (4d - 2)z^3 \\ &= -8V(z)(z^2 - (d - 0.5)z + 0.25) \\ &\leq -8V(z) \quad \forall |z| \geq \frac{|d| - 0.5 + \sqrt{|d| - 0.5|^2}}{2} \end{aligned}$$

Hence, by [2, Theorem 4.19],

$$\|z(t)\| \leq \tilde{\alpha}_z(\|z_0\|, t) + \alpha_u(\|d\|_\infty)$$

and by Definition 8, the system is ISSf with $\alpha_u(d) = \frac{|d| - 0.5 + \sqrt{|d| - 0.5|^2}}{2}$. Looking into the safety embedded system (22), we can infer input-to-state safe stability (IS³) which is a more general desired property. It can be easily verified that, under the feedback controller, $K = -z$, the system is ISS $\forall |x| \geq 2 - \frac{1}{|d|}$ and hence the system is IS³.

Fig. 1 shows a random run for the problem with an initial condition $x_0 = 1.6$ and a relatively large, uniformly distributed and decreasing random disturbance, with $\|d\|_\infty = 8.3866$. Note that even if the disturbance is not convergent to zero, the proposed feedback controller still ensures ISSf of the system since it is enough to have the BaS being uniformly stable and not necessarily uniformly asymptotically stable. It is worth mentioning that we designed the controller and then quantified the ISSf bounds but knowing the bounds of the disturbance can also help us designing a safe feedback controller with a desired robustness performance.

Remark 10. One can derive parallel arguments to the proposed development through Lyapunov analysis and Lyapunov ISSf arguments which also allow us then to design barrier-Lyapunov based feedback controllers using a gradient-based control such as Sontag's Lyapunov *redesign* or Sontag's universal control law [44], [53], [54] (see also [50, Chapter 5, Theorem 5.4]) as done in [45], [46]. Indeed, one can directly use Lyapunov converse and converse-like theorems to achieve the same established results above. It is definitely interesting

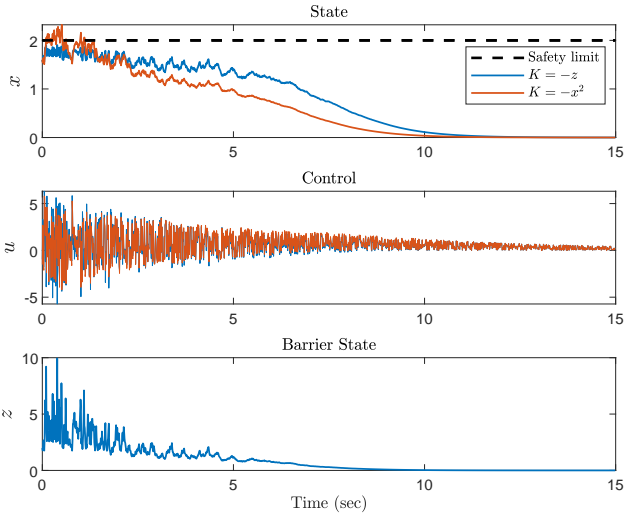


Fig. 1. Simulations of the closed loop system under the BaS feedback controller $K = -z$ and a state feedback controller $K = -x^2$. Shown here are the state's progression, the control action and the BaS progression over time.

to investigate the developments of Lyapunov arguments and control Lyapunov functions in the context of barrier states and safety embedded systems and the connection to the work in [27], [32], [33], [49]. Nonetheless, such investigations and extensions need to be thorough and are better to be studied separately.

V. APPLICATIONS EXAMPLES

A. Safety Embedded Linear Stabilization

In this example, let us consider the constrained and open-loop unstable system

$$\dot{x} = \begin{bmatrix} \dot{x}_1 \\ \dot{x}_2 \end{bmatrix} = \begin{bmatrix} 1 & -5 \\ 0 & -1 \end{bmatrix} \begin{bmatrix} x_1 \\ x_2 \end{bmatrix} + \begin{bmatrix} 0 \\ 1 \end{bmatrix} u$$

subject to the coupled nonlinear safety condition

$$h(x) = (x_1 - 2)^2 + (x_2 - 2)^2 - 0.5^2 > 0$$

and the performance objective of closed-loop system's poles at -2 and -3 .

To solve this multi-objective problem through the proposed technique, we first select the inverse barrier, $\mathbf{B}(\xi) = \frac{1}{\xi}$ and therefore $\beta = \frac{1}{h(x)}$. Using the proposed technique, with $\gamma = 1$ the barrier state equation is given by

$$\dot{z} = -z^2 [2(x_1 - 2) \quad 2(x_2 - 2)] \begin{bmatrix} x_1 - 5x_2 \\ -x_2 + u \end{bmatrix} - (z + \beta^\circ - \beta(x)) \quad (24)$$

Augmenting this BaS to the system and linearizing the safety embedded system, yields the safety embedded linearized system

$$\dot{\bar{x}} = \begin{bmatrix} 1 & -5 & 0 \\ 0 & -1 & 0 \\ \frac{8}{7.75^2} & \frac{-20}{7.75^2} & -1 \end{bmatrix} \bar{x} + \begin{bmatrix} 0 \\ 1 \\ \frac{4}{7.75^2} \end{bmatrix} u \quad (25)$$

where $\bar{x} = [x_1 \quad x_2 \quad z]^\top$. To achieve the performance objectives such that the system's states have the closed loop poles at -2

and -3 , we resort to using the well known pole placement method. It is important to note that the pole-placement solution is not unique, i.e. there might be other solutions that can place the poles at the desired locations but provides an unsafe behavior or a weak performance, e.g. sensitive solution to nonlinearities and hence the local solution provides a small region of attraction. We use the robust pole assignment method in [55] used by MATLAB command `place`, which provides a solution with a minimized sensitivity with a maximized stability margin. This algorithm is very helpful in our context of safety and linear control for an inherently nonlinear control problem. The control law to *safely* stabilize the system is computed to be

$$u = 2.1143x_1 - 5.2857x_2 + 4.2902z \quad (26)$$

It is worth noting that although the controller is linear with respect to the linearized safety embedded system, it is a nonlinear function of the original state x . A phase portrait of the closed-loop system in the $x_1 \times x_2$ state space is shown in Fig. 2. It can be seen that the trajectories and the closed loop vector field turn around to avoid the unsafe region shown as a red circle. This shows that indeed the designed linear controller is able to *safely stabilize* the system successfully achieving safety and performance objectives.

B. Input Constrained Safety Embedded Linear Stabilization

In practice, control power is limited by the physics of the system or by design for some objectives, i.e. \mathcal{U} is bounded. Let us consider the preceding example with some input constraints. Specifically, the admissible control set is bounded by $(-5, 5)$. This can be translated as

$$-5 < u < 5$$

and the safety condition can be written as

$$g_1(u) = 5 - u > 0, \quad g_2(u) = u + 5 > 0$$

Note that one could define a single quadratic function for the constraint and then define a single BaS as in (11) but we choose to define two linear constraints to define multiple BaS, i.e. a BaS for each constraint, for illustration purposes. Following the proposed technique in Subsection III-D and the same procedure in the foregoing example, we define three barrier states z_1 , z_2 and z_3 for g_1 , g_2 , and h respectively with $\gamma_1 = 1.8$, $\gamma_2 = 1.4$, $\gamma_3 = 1$. The linearized safety embedded system is given by

$$\dot{\bar{x}} = \begin{bmatrix} 1 & -5 & 0 & 0 & 0 & 0 \\ 0 & -1 & 1 & 0 & 0 & 0 \\ 0 & 0 & 0 & 0 & 0 & 0 \\ 0 & 0 & \frac{1.8}{5^2} & -1.8 & 0 & 0 \\ 0 & 0 & \frac{-1.4}{5^2} & 0 & -1.4 & 0 \\ \frac{8}{7.75^2} & \frac{-20}{7.75^2} & \frac{4}{7.75^2} & 0 & 0 & -1 \end{bmatrix} \bar{x} + \begin{bmatrix} 0 \\ 0 \\ 1 \\ \frac{1}{5^2} \\ \frac{-1}{5^2} \\ 0 \end{bmatrix} v$$

where $\bar{x} = [x_1, x_2, u, z_1, z_2, z_3]^\top$. Pole placement is used again to achieve the performance objective of having closed-loop poles of -2 and -3 . Note that now we have the new control state equation $\dot{u} = v$ which we need to assign a

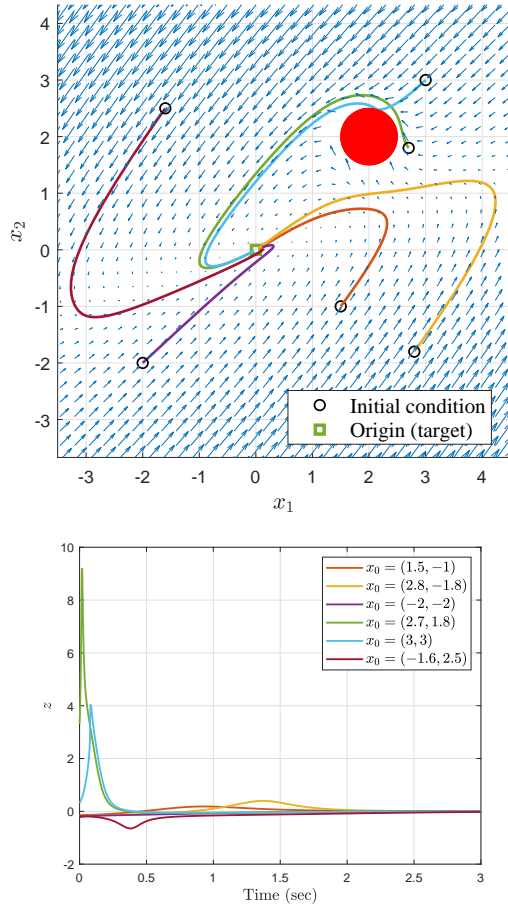


Fig. 2. A phase portrait of the closed-loop system for the stabilization example under the safety embedded controller $u = -2.1143x_1 + 5.2857x_2 - 4.2902z$ along with some trajectories starting from different initial conditions. The bottom figure shows BaS progression over time for the different trajectories.

pole for. We select the desired pole to be -10^3 for numerical stability. It is noteworthy that in this case the relative degree of the system with respect to the barrier function corresponding to the obstacle is elevated. That does not affect our formulation, however, and the system is still stabilizable. The computed control law required to stabilize the aforementioned embedded system with the desired closed-loop poles is $u = -K\bar{x}$ where

$$K = [-2.12 \ 5.29 \ -0.101 \ 2.67 \ -24.97 \ -4.29] \times 10^3 \quad (27)$$

Fig. 3 shows the closed-loop response starting from some initial conditions at which excessive control inputs beyond the allowed limit is needed to safely stabilize the system in the preceding example without input constraints consideration. It can be seen that the designed controller safely stabilizes the system while respecting the control constraints by taking less aggressive, yet safe, maneuvers to avoid the unsafe region while stabilizing the system.

C. Adaptive Cruise Control via Barrier States

With a cruise control system, the equipped automobile is to maintain a desired steady speed automatically regardless of other factors such as distance to vehicles ahead. With an

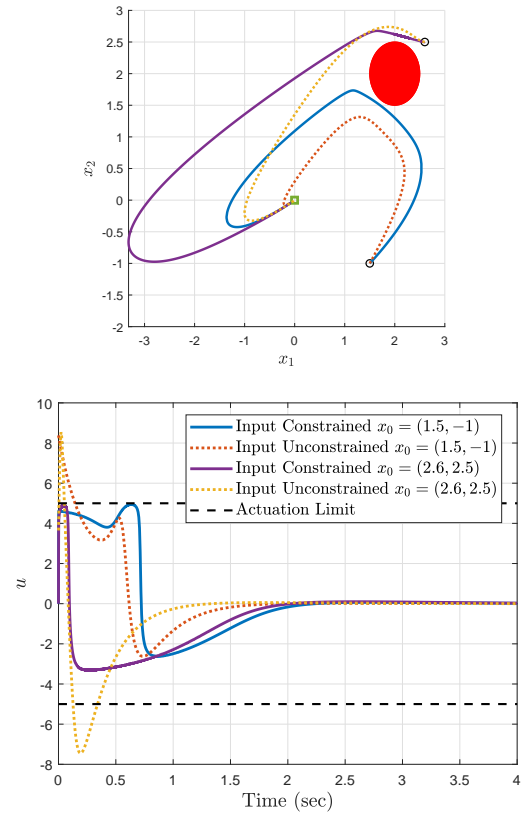


Fig. 3. Numerical simulations of the closed-loop system under the input-limits aware safety embedded controller in (27) (solid) compared against the safety embedded controller (26) (dotted) that does not take input constraints into account.

adaptive cruise control (ACC), an advanced driver-assistance system (ADAS), the control system maintains the desired speed when possible and automatically adjust the speed when needed to maintain a safe distance from vehicles ahead. ACC systems are very popular and a key part of essential low level automating systems in autonomous vehicles.

The safety constraint for this problem can be described through the time-headway, i.e. the time interval between successive vehicles passing a point in a traffic stream. For this application, we adopt the problem in [33], i.e. the dynamics, the performance objective, the safety condition and the parameters, etc. The safety constraint is formulated as

$$\frac{D}{v_f} > \tau_d \quad (28)$$

where D is the distance between two consecutive vehicles (meters), v_f is the velocity of the following, i.e. controlled, vehicle (m/s), and τ_d is the desired time headway that is set to be 1.8 seconds according to the rule of thumb of allowing a minimum distance of half the speedometer of the following vehicle [56].

For cruise control systems, various robust PID control schemes were deployed in the early 1980s when the micro-processor technology revolutionized vehicles' systems [57]. PID controls are commonly used in various other vehicle control systems due to their simplicity and ease of achieving

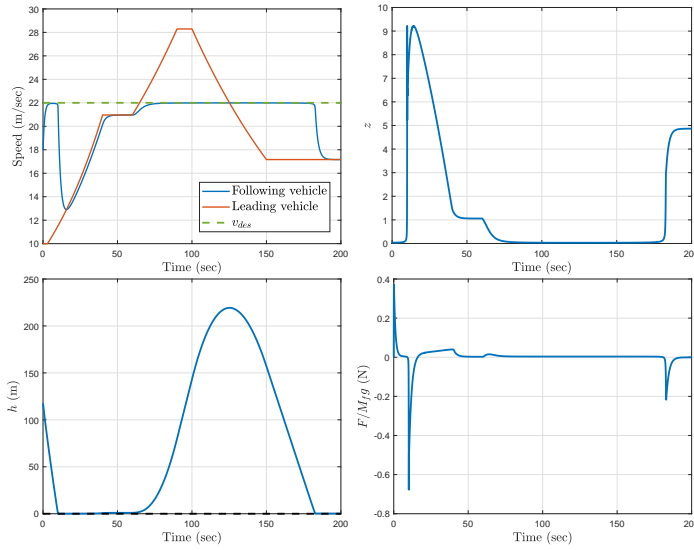


Fig. 4. Adaptive cruise control (ACC) simulation results derived by a PIDB controller with high proportional and derivative control gains. Top-left figure shows the speed of the following, controlled, vehicle (blue) driving at the desired speed (dashed green) when possible and slowing down to ensure a safe time-headway (bottom-left) from the leading vehicle. Top-right figure shows the profile of the barrier state over time which stays bounded indicating forward invariance of the safe set. Bottom-right figure shows the controlled vehicle acceleration as a function of the Earth gravitational force g .

performance characteristic such as response time, rise time, steady state error, etc. and their fast and stable responses. For the ACC problem, we develop a PID controller for the cruise control problem with barrier states augmentation to develop an adaptive cruise controller. We show that the designed controller, termed proportional-integral-derivative-barrier (PIDB), is capable of simultaneously satisfying safety and stability (performance) conditions when possible and can enforce the safety constraint, by design, when the two objectives are not simultaneously achievable. It is worth noting that one could design a PIB controller, i.e. without the derivative control element. We choose to include the derivative controller for mainly two reasons. The first is to provide a smooth transient especially when the vehicle needs to dramatically changes its speed for safety. The second is to show that the proposed method works well even with systems with a high-relative degree without a need of further considerations.

The system considered in this problem consists of a following vehicle and a leading one in which the following vehicle is the controlled one with an ACC system to cruise with a desired speed while ensuring a safety distance from the leading vehicle. The dynamics of the system is given by

$$\begin{bmatrix} \dot{v}_l \\ \dot{v}_f \\ \dot{D} \end{bmatrix} = \begin{bmatrix} a_l \\ \frac{1}{M_f}(F - f_0 - f_1 v_f - f_2 v_f^2) \\ v_l - v_f \end{bmatrix} \quad (29)$$

where v_l is the leading vehicle's velocity (m/s), a_l is the leading vehicle's acceleration (m/s²), M_f is the following vehicle's mass (kilograms), f_0 , f_1 and f_2 are the aerodynamic drag constants, and F is the following vehicle's wheel force (Newtons), i.e. the control input.

The performance objective is to regulate the leading vehicle's speed at a desired velocity v_d . To achieve the performance objective, and be robust under some parametric perturbation, we introduce an integral action that integrates the regulation error $e = v_f - v_d$ which we augment its state to the dynamics. The derivative action is achieved by introducing and augmenting the derivative rate of change, i.e. acceleration of the following vehicle,

$$\ddot{v}_f = \frac{1}{M_f}(u - f_1 \dot{v}_f - f_2 v_f \dot{v}_f) \quad (30)$$

where $u = \dot{F}$ which we need to integrate then to produce the control input F . The problem now can be expressed by the following dynamics,

$$\dot{x} = f(x, u) = \begin{bmatrix} a_l \\ x_5 \\ x_1 - x_2 \\ x_2 - v_d \\ \frac{1}{M_f}(u - f_1 x_5 - f_2 x_2 x_5) \end{bmatrix} \quad (31)$$

where $x = [x_1, x_2, x_3, x_4, x_5]^\top = [v_l, v_f, D, e, \dot{v}_f]^\top$, subject to the safety condition

$$h = D - \tau_d v_f = x_3 - \tau_d x_2 > 0 \quad (32)$$

To enforce the safety constraint, we introduce the barrier $\beta = \frac{1}{h}$, i.e. \mathbf{B} is the inverse barrier function. Then, we define the barrier state z as developed in Section III and derive the state equation

$$\begin{aligned} \dot{z} &= -\frac{x_1 - x_2 - \tau_d x_5}{(x_3 - \tau_d x_2)^2} - \left(z + \beta^\circ - \frac{1}{x_3 - \tau_d x_2}\right) \\ &= -(z + \beta^\circ)^2 (-\tau_d x_5 + x_1 - x_2) - \left(z + \beta^\circ - \frac{1}{x_3 - \tau_d x_2}\right) \end{aligned}$$

It is worth noting that the control input does not show up in the BaS equation, i.e. the relative degree is higher than 1. Nonetheless, no special consideration needs to be taken. Augmenting the BaS to the dynamics results in the safety embedded system

$$\dot{\bar{x}} = \begin{bmatrix} a_l \\ x_5 \\ x_1 - x_2 \\ x_2 - v_d \\ \frac{1}{M_f}(u - f_1 x_5 - f_2 x_2 x_5) \\ -(x_6 + \beta^\circ)^2 (-\tau_d x_5 + x_1 - x_2) - (x_6 + \beta^\circ - \frac{1}{x_3 - \tau_d x_2}) \end{bmatrix}$$

where $\bar{x} = [x, x_6]^\top = [x, z]^\top$ and $\beta^\circ = \frac{1}{h(x_d)}$. For this example, the system's parameters, adopted from [33], are $M_f = 1650$ kg, $g = 9.81$ m/s², $f_0 = 0.1$ N, $f_1 = 5$ N s/m, $f_2 = 0.25$ N s²/m², the desired speed is set to 22 m/s and the initial conditions are $(v_l(0) = 10, v_f(0) = 18, D(0) = 150)$.

We define our PIDB controller $u = -K\bar{x} = -(K_P x_2 + K_I x_4 + K_D x_5 + K_B x_6)$. Selecting the feedback gains to be $K_1 = [K_P \ K_I \ K_D \ K_B] = [50000 \ 5 \ 50000 \ 50000]$ assigns the eigenvalues of the controlled states of the PIDB system to $-29.2765, -2.1121, -1.0349$ and -0.0004 . Fig. 4 shows an effective ACC performance in which the controlled vehicle cruises at the desired speed when possible, i.e. there is a safe time-headway, and slows down when to keep a safe distance

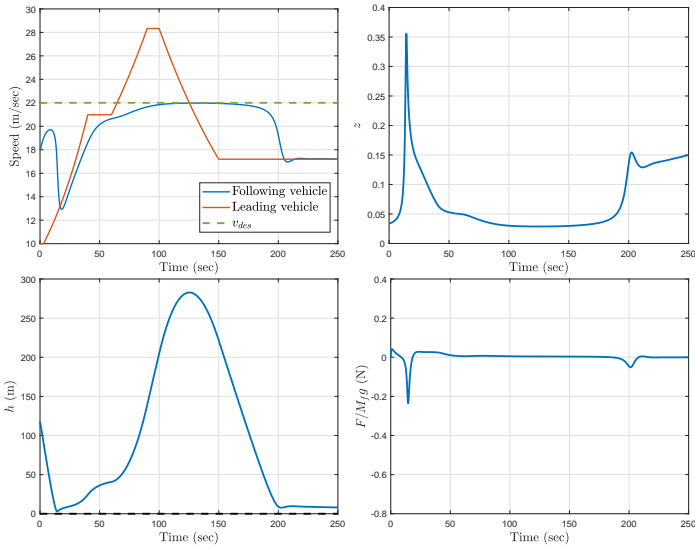


Fig. 5. ACC simulation results under a PIDB controller with moderate proportional and derivative control gains for less aggressive and smoother ACC behavior.

when it is not. The vehicle cruises at a speed similar to the leading vehicle to maintain the safe distance when it is very close to it.

However, this controller might be a little aggressive. Tuning the PIDB gains to provide a less aggressive behavior is of course possible, e.g. by selecting the feedback gains to be $K_2 = [K_P \ K_I \ K_D \ K_B] = [1000 \ 5 \ 5000 \ 50000]$ which results in the closed-loop eigenvalues -2.7977 , -2.133 , -0.1987 and -0.0217 . We kept the BaS feedback gain high as it helps in making the closed-loop system more conservative and less aggressive in satisfying the desired velocity, i.e. less control input to be used for example for comfort, as shown in Fig. 5.

D. Input-to-State Safely Stable Adaptive Cruise Control

As a direct result of the proposed technique in Section IV, thanks to the feedback controller of the safety embedded system, the PIDB controller in the preceding example, with the feedback gain vector K_2 , renders the system IS³ as shown by Corollary 1. We rerun the numerical simulations in the foregoing example with a relatively large bounded input disturbance, $\frac{\|d\|_\infty}{Mfg} = 10$. Fig. 6 shows the numerical simulation in which it can be seen that the safety embedded feedback controller, PIDB, handles the input disturbance well and seeks to satisfy the performance objective when possible while ensuring safety.

E. Mobile Robots Collision Avoidance

For this application example, we consider two simple mobile robots to navigate their way toward prespecified targets while avoiding collision with each other and an obstacle. The robots, robot i and robot j , are represented with 2D single integrators as

$$\dot{x}_i = \begin{bmatrix} u_{i1} \\ u_{i2} \end{bmatrix}, \dot{x}_j = \begin{bmatrix} u_{j1} \\ u_{j2} \end{bmatrix}$$

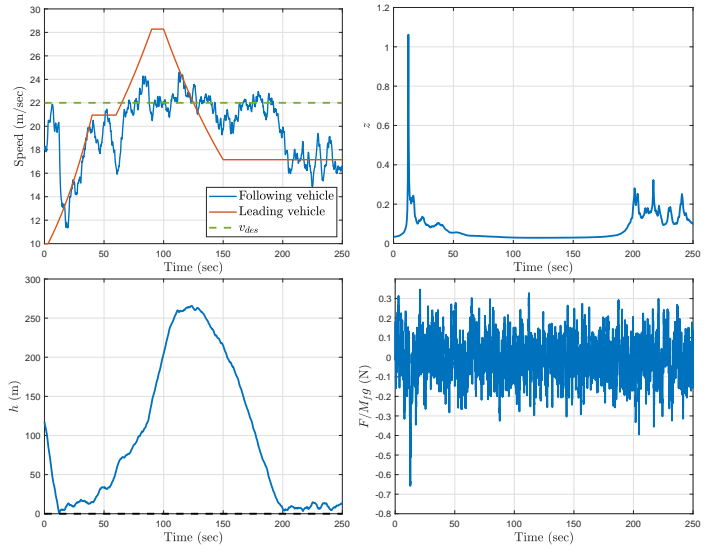


Fig. 6. ACC simulation results with input disturbance under a PIDB controller that renders the system IS³. As shown, the BaS value gets very high when the noise pushed the system towards the unsafe limit which is fed-back to the controller to counter act the disturbance for safety.

To avoid collision, a BaS is featured through a barrier function that prevents the robots from getting too close to each other. The maximum allowed distance between the two robots is $\delta = 0.1$. Therefore, the associated safe set is $\{x_i, x_j \in \mathbb{R}^2 \mid \|x_i - x_j\|^2 > \delta^2\}$. An obstacle is considered that is represented by a circle at $(0, 0)$ with a radius of 0.25. This calls for a BaS for each agent with respect to the obstacle. Therefore, the overall safe set for each agent is given by $\mathcal{S} = \{x_k \in \mathbb{R}^2 \mid \|x_i - x_j\|^2 > \delta^2 \text{ and } x_{k1}^2 + x_{k2}^2 > 0.25^2, k = i, j\}$. The Log barrier is selected, $\beta_l = \log(\frac{1+hu}{h_l})$ for $l = 1, 2, 3$, to construct three barrier states, z_1, z_2, z_3 , where the first represents the distance constraint between the two robots and the second and third barrier states represent the barriers needed to avoid the obstacle for agent i and agent j respectively. To design the control law, an LQR based controller is selected with a quadratic cost function of the form

$$\int_0^\infty \bar{x}^\top Q \bar{x} + u^\top R u$$

with $Q = I_{7 \times 7}$ and $R = I_{4 \times 4}$, where $\bar{x} = [x_i, x_j, z_1, z_2, z_3]^\top$ is the embedded state and I is the identity matrix. As shown in Fig. 7, using the proposed technique, we are effectively able to send the two robots safely to the targeted positions while avoiding the obstacle as well as colliding with each other. The robots get very close to each other at sometime but never get too close, i.e. the distance between them is always greater than δ .

VI. CONCLUSION

In this paper, the novel idea of barrier states (BaS) and safety embedded system was formally developed and generalized. The proposed construction was motivated by the admired idea in the control literature of augmenting some states to the system to be controlled along with the system's

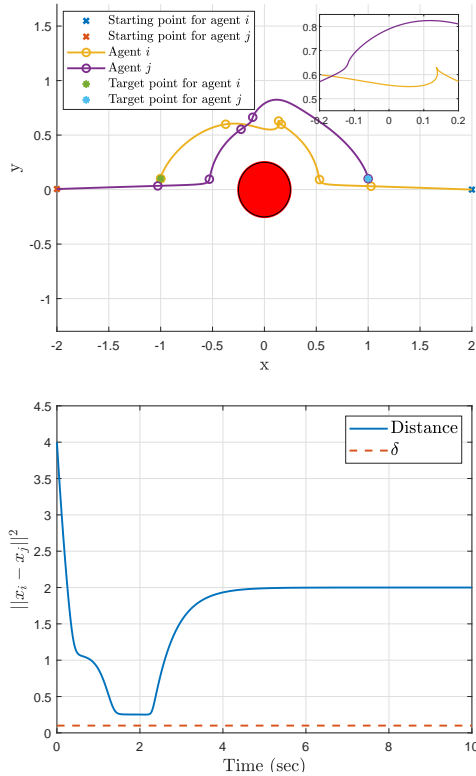


Fig. 7. Two mobile robots, shown in yellow and purple, starting from two opposite initial positions sent to two opposite final positions with an obstacle in-between. The robots switch positions while avoiding collision with each other and the obstacle. It can be seen that the two robots start by moving in a straight line toward their target positions but start to steer away to avoid the obstacle and then take some turns to avoid crossing the same point at the same time and to avoid getting too close (less than δ distance) to each other as shown in the bottom figure.

states. This allows for safe multi-objective control as the safety objective that is manifested by the barrier states is now part of the systems states. This effectively transforms the constrained problem to an unconstrained one in which ensuring stability of the barrier as a performance objective along other objectives guarantees satisfying the safety constraint for the original system along with the performance objective simultaneously, when possible. The idea was extended to input constraints. Additionally, the problem of robustness against external input noise was studied in which the notion of input-to-state safety (ISSf) via barrier states and the novel notion of input-to-state safe stability (IS³) via safety embedded systems were developed. The proposed method is agnostic to the relative degree of the function describing the safe set with respect to the system unlike existing barrier based methods such as CBFs. The safety embedded model was used in various safety-critical control applications for which the proposed method was proven powerful in numerical simulations. Furthermore, we showed that the proposed design allows for safety prioritization when performance and safety objectives are not possible to be met at the same time. This was demonstrated in the design of a proprietorial-integral-derivative-barrier (PIDB) controller for the adaptive cruise control problem.

REFERENCES

- [1] F. Blanchini, "Set invariance in control," *Automatica*, vol. 35, no. 11, pp. 1747–1767, 1999.
- [2] H. K. Khalil, *Nonlinear systems*. Prentice Hall, 2002.
- [3] D. Liu and A. N. Michel, *Dynamical systems with saturation nonlinearities: analysis and design*. Springer, 1994.
- [4] D. Q. Mayne, J. B. Rawlings, C. V. Rao, and P. O. Scokaert, "Constrained model predictive control: Stability and optimality," *Automatica*, vol. 36, no. 6, pp. 789–814, 2000.
- [5] D. Q. Mayne, "Model predictive control: Recent developments and future promise," *Automatica*, vol. 50, no. 12, pp. 2967–2986, 2014.
- [6] T. Lin and J. Arora, "Differential dynamic programming technique for constrained optimal control," *Computational Mechanics*, vol. 9, no. 1, pp. 27–40, 1991.
- [7] D. Bertsekas, *Dynamic programming and optimal control: Volume I*. Athena scientific, 2012, vol. 1.
- [8] E. Gilbert and I. Kolmanovsky, "Nonlinear tracking control in the presence of state and control constraints: A generalized reference governor," *Automatica*, vol. 38, no. 12, pp. 2063–2073, 2002.
- [9] I. Kolmanovsky, E. Garone, and S. Di Cairano, "Reference and command governors: A tutorial on their theory and automotive applications," in *2014 American Control Conference*, IEEE, 2014, pp. 226–241.
- [10] H. Almubarak, N. Sadegh, and E. A. Theodorou, "Safety Embedded Control of Nonlinear Systems via Barrier States," *IEEE Control Systems Letters*, vol. 6, pp. 1328–1333, 2022.
- [11] H. Almubarak, K. Stachowicz, N. Sadegh, and E. A. Theodorou, "Safety Embedded Differential Dynamic Programming using Discrete Barrier States," *IEEE Robotics and Automation Letters*, vol. 7, no. 2, pp. 2755–2762, 2022.
- [12] H. Almubarak, E. A. Theodorou, and N. Sadegh, "Barrier States Embedded Iterative Dynamic Game for Robust and Safe Trajectory Optimization," *Accepted to American Control Conference (ACC) 2022.*, 2021.
- [13] A. Ben-Tal and A. Nemirovski, *Lectures on modern convex optimization*. 2020.
- [14] J. Snyman, C. Frangos, and Y. Yavin, "Penalty function solutions to optimal control problems with general constraints via a dynamic optimisation method," *Computers & Mathematics with Applications*, vol. 23, no. 11, pp. 47–55, 1992.
- [15] B. C. Fabien, "An extended penalty function approach to the numerical solution of constrained optimal control problems," *Optimal Control Applications and Methods*, vol. 17, no. 5, pp. 341–355, 1996.
- [16] A.-Q. Xing, Z. Chen, C. Wang, and Y. Yao, "Exact penalty function approach to constrained optimal control problems," *Optimal Control Applications and Methods*, vol. 10, no. 2, pp. 173–180, 1989.
- [17] M. Abu-Khalaf and F. L. Lewis, "Nearly optimal state feedback control of constrained nonlinear systems using a neural networks hjb approach," *Annual Reviews in Control*, vol. 28, no. 2, pp. 239–251, 2004.
- [18] J. Hauser and A. Saccon, "A barrier function method for the optimization of trajectory functionals with constraints," in *Proceedings of the 45th IEEE Conference on Decision and Control*, IEEE, 2006, pp. 864–869.
- [19] P. Malisani, F. Chaplais, and N. Petit, "An interior penalty method for optimal control problems with state and input constraints of nonlinear systems," *Optimal Control Applications and Methods*, vol. 37, no. 1, pp. 3–33, 2016.
- [20] S. Prajna, "Barrier certificates for nonlinear model validation," in *42nd IEEE International Conference on Decision and Control (IEEE Cat. No. 03CH37475)*, IEEE, vol. 3, 2003, pp. 2884–2889.
- [21] M. Nagumo, "Über die lage der integralkurven gewöhnlicher differentialgleichungen," *Proceedings of the Physico-Mathematical Society of Japan. 3rd Series*, vol. 24, pp. 551–559, 1942.
- [22] S. Prajna and A. Jadbabaie, "Safety verification of hybrid systems using barrier certificates," in *International Workshop on Hybrid Systems: Computation and Control*, Springer, 2004, pp. 477–492.
- [23] S. Prajna, A. Jadbabaie, and G. J. Pappas, "Stochastic safety verification using barrier certificates," in *2004 43rd IEEE conference on decision and control (CDC)(IEEE Cat. No. 04CH37601)*, IEEE, vol. 1, 2004, pp. 929–934.
- [24] H. Kong, F. He, X. Song, W. N. Hung, and M. Gu, "Exponential-condition-based barrier certificate generation for safety verification of hybrid systems," in *Computer Aided Verification: 25th International Conference, CAV 2013, Saint Petersburg, Russia, July 13-19, 2013. Proceedings 25*, Springer, 2013, pp. 242–257.

- [25] L. Dai, T. Gan, B. Xia, and N. Zhan, "Barrier certificates revisited," *Journal of Symbolic Computation*, vol. 80, pp. 62–86, 2017.
- [26] K. Ngo, R. Mahony, and Z.-P. Jiang, "Integrator backstepping design for motion systems with velocity constraint," in *2004 5th Asian Control Conference (IEEE Cat. No.04EX904)*, vol. 1, 2004, pp. 141–146 Vol.1.
- [27] K. P. Tee, S. S. Ge, and E. H. Tay, "Barrier lyapunov functions for the control of output-constrained nonlinear systems," *Automatica*, vol. 45, no. 4, pp. 918–927, 2009.
- [28] H. S. Sane, "Adaptive stabilization and disturbance rejection for linear systems and Hammerstein systems," Ph.D. dissertation, University of Michigan, Ann Arbor, 2001.
- [29] P. Wieland and F. Allgöwer, "Constructive safety using control barrier functions," *IFAC Proceedings Volumes*, vol. 40, no. 12, pp. 462–467, 2007.
- [30] A. D. Ames, J. W. Grizzle, and P. Tabuada, "Control barrier function based quadratic programs with application to adaptive cruise control," in *53rd IEEE Conference on Decision and Control*, IEEE, 2014, pp. 6271–6278.
- [31] M. Z. Romdlony and B. Jayawardhana, "Uniting control Lyapunov and control barrier functions," in *53rd IEEE Conference on Decision and Control*, IEEE, 2014, pp. 2293–2298.
- [32] M. Z. Romdlony and B. Jayawardhana, "Stabilization with guaranteed safety using control lyapunov-barrier function," *Automatica*, vol. 66, pp. 39–47, 2016.
- [33] A. D. Ames, X. Xu, J. W. Grizzle, and P. Tabuada, "Control barrier function based quadratic programs for safety critical systems," *IEEE Transactions on Automatic Control*, vol. 62, no. 8, pp. 3861–3876, 2016.
- [34] U. Borrmann, L. Wang, A. D. Ames, and M. Egerstedt, "Control barrier certificates for safe swarm behavior," *IFAC-PapersOnLine*, vol. 48, no. 27, pp. 68–73, 2015.
- [35] L. Wang, A. Ames, and M. Egerstedt, "Safety barrier certificates for heterogeneous multi-robot systems," in *2016 American control conference (ACC)*, IEEE, 2016, pp. 5213–5218.
- [36] L. Wang, E. A. Theodorou, and M. Egerstedt, "Safe learning of quadrotor dynamics using barrier certificates," in *2018 IEEE International Conference on Robotics and Automation (ICRA)*, IEEE, 2018, pp. 2460–2465.
- [37] A. Agrawal and K. Sreenath, "Discrete Control Barrier Functions for Safety-Critical Control of Discrete Systems with Application to Bipedal Robot Navigation.," in *Robotics: Science and Systems*, 2017.
- [38] J. Choi, F. Castaneda, C. J. Tomlin, and K. Sreenath, "Reinforcement learning for safety-critical control under model uncertainty, using control lyapunov functions and control barrier functions," in *Robotics: Science and Systems*, 2020.
- [39] Q. Nguyen and K. Sreenath, "Exponential Control Barrier Functions for enforcing high relative-degree safety-critical constraints," in *2016 American Control Conference (ACC)*, 2016, pp. 322–328.
- [40] W. Xiao and C. Belta, "Control Barrier Functions for Systems with High Relative Degree," *2019 IEEE 58th Conference on Decision and Control (CDC)*, pp. 474–479, 2019.
- [41] M. A. Pereira, Z. Wang, I. Exarchos, and E. A. Theodorou, "Safe optimal control using stochastic barrier functions and deep forward-backward sdes," *arXiv preprint arXiv:2009.01196*, 2020.
- [42] K. Long, C. Qian, J. Cortés, and N. Atanasov, "Learning Barrier Functions with Memory for Robust Safe Navigation," *IEEE Robotics and Automation Letters*, vol. 6, no. 3, pp. 4931–4938, 2021.
- [43] W. Xiao, C. A. Belta, and C. G. Cassandras, "Feasibility-guided learning for constrained optimal control problems," in *2020 59th IEEE Conference on Decision and Control (CDC)*, IEEE, 2020, pp. 1896–1901.
- [44] E. D. Sontag, "Smooth stabilization implies coprime factorization," *IEEE transactions on automatic control*, vol. 34, no. 4, pp. 435–443, 1989.
- [45] M. Z. Romdlony and B. Jayawardhana, "On the new notion of input-to-state safety," in *2016 IEEE 55th conference on decision and control (CDC)*, IEEE, 2016, pp. 6403–6409.
- [46] S. Kolathaya and A. D. Ames, "Input-to-state safety with control barrier functions," *IEEE control systems letters*, vol. 3, no. 1, pp. 108–113, 2018.
- [47] M. Krstic, "Inverse optimal safety filters," *IEEE Transactions on Automatic Control*, 2023.
- [48] M. Krstic and M. Bement, "Nonovershooting control of strict-feedback nonlinear systems," *IEEE Transactions on Automatic Control*, vol. 51, no. 12, pp. 1938–1943, 2006.
- [49] M. Z. Romdlony and B. Jayawardhana, "Robustness analysis of systems' safety through a new notion of input-to-state safety," *International Journal of Robust and Nonlinear Control*, vol. 29, no. 7, pp. 2125–2136, 2019.
- [50] A. Mironchenko, *Input-to-State Stability: Theory and Applications*. Springer Nature, 2023.
- [51] A. Mironchenko, "Local input-to-state stability: Characterizations and counterexamples," *Systems & Control Letters*, vol. 87, pp. 23–28, 2016.
- [52] S. Kolathaya and A. D. Ames, "Input-to-state safety with control barrier functions," *IEEE control systems letters*, vol. 3, no. 1, pp. 108–113, 2018.
- [53] E. D. Sontag, "Input to state stability: Basic concepts and results," *Nonlinear and optimal control theory: lectures given at the CIME summer school held in Cetraro, Italy June 19–29, 2004*, pp. 163–220, 2008.
- [54] E. D. Sontag and Y. Wang, "New characterizations of input-to-state stability," *IEEE transactions on automatic control*, vol. 41, no. 9, pp. 1283–1294, 1996.
- [55] J. Kautsky, N. K. Nichols, and P. Van Dooren, "Robust pole assignment in linear state feedback," *International Journal of control*, vol. 41, no. 5, pp. 1129–1155, 1985.
- [56] K. Vogel, "A comparison of headway and time to collision as safety indicators," *Accident analysis & prevention*, vol. 35, no. 3, pp. 427–433, 2003.
- [57] A. Shaout and M. A. Jarrah, "Cruise control technology review," *Computers & electrical engineering*, vol. 23, no. 4, pp. 259–271, 1997.