

# Unlock the Potential of Counterfactually-Augmented Data in Out-Of-Distribution Generalization

Caoyun Fan<sup>a</sup>, Wenqing Chen<sup>b</sup>, Jidong Tian<sup>a</sup>, Yitian Li<sup>a</sup>, Hao He<sup>a,\*</sup>, Yaohui Jin<sup>a</sup>

<sup>a</sup>MoE Key Lab of Artificial Intelligence, AI Institute, Shanghai Jiao Tong University, Shanghai, China

<sup>b</sup>School of Software Engineering, Sun Yat-sen University, Guangzhou, China

---

## Abstract

Counterfactually-Augmented Data (CAD) – minimal editing of sentences to flip the corresponding labels – has the potential to improve the Out-Of-Distribution (OOD) generalization capability of language models, as CAD induces language models to exploit domain-independent causal features and exclude spurious correlations. However, the empirical results of CAD’s OOD generalization are not as efficient as anticipated. In this study, we attribute the inefficiency to the myopia phenomenon caused by CAD: language models only focus on causal features that are edited in the augmentation operation and exclude other non-edited causal features. Therefore, the potential of CAD is not fully exploited. To address this issue, we analyze the myopia phenomenon in feature space from the perspective of Fisher’s Linear Discriminant, then we introduce two additional constraints based on CAD’s structural properties (dataset-level and sentence-level) to help language models extract more complete causal features in CAD, thereby mitigating the myopia phenomenon and improving OOD generalization capability. We evaluate our method on two tasks: Sentiment Analysis and Natural Language Inference, and the experimental results demonstrate that our method could unlock the potential of CAD and improve the OOD generalization performance of language models by 1.0% to 5.9%.

**Keywords:** Counterfactually-Augmented Data; Out-Of-Distribution Generalization; Feature Extraction; Language Models

---

\*Corresponding author.

*Email addresses:* fcy3649@sjtu.edu.cn (Caoyun Fan), chenwq95@mail.sysu.edu.cn (Wenqing Chen), frank92@sjtu.edu.cn (Jidong Tian), yitian\_li@sjtu.edu.cn (Yitian Li), hehao@sjtu.edu.cn (Hao He), jinyh@sjtu.edu.cn (Yaohui Jin)

## 1. Introduction

Out-Of-Distribution (OOD) generalization (Shen et al., 2021; Wang et al., 2021) refers to the capability of machine learning models to make accurate predictions on data that is outside of its training data distribution. OOD generalization is crucial because it ensures that the machine learning models perform reliably in complex real-world scenarios (Nagarajan et al., 2021; Wiles et al., 2022). However, despite the remarkable performance of language models in Natural Language Processing (NLP) (Devlin et al., 2019; Liu et al., 2019; Brown et al., 2020), the OOD generalization capability of language models is always less than ideal (Sen et al., 2022; Quionero-Candela et al., 2009). Many studies (Teney et al., 2020; Joshi & He, 2022) pointed out that such limited generalization capability partly arises from the language models’ exploitation of spurious correlations (Mitchell, 2007; Torralba & Efros, 2011; McCoy et al., 2019; Wang & Culotta, 2020) in the dataset (Ntoutsi et al., 2020). Specifically, the language models tend to exploit dataset-specific correlation bias (Teney et al., 2020; Gordon & desJardins, 1995) rather than the intrinsic properties of tasks (Feder et al., 2021; Bueff et al., 2022) to make predictions. However, the dataset-specific correlations are unreliable and could not be generalized well to OOD scenarios.

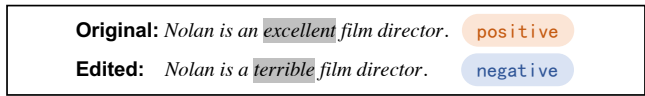


Figure 1: An example of constructing CAD in the Sentiment Analysis task. We expect CAD to induce language models to exploit the causal features (in grey) and exclude the possible spurious correlations (e.g., *Nolan* in the sentence).

To solve the problem of spurious correlations in OOD generalization, a recent promising direction is Counterfactually-Augmented Data (CAD) (Kaushik et al., 2020; Wang & Culotta, 2021; Yang et al., 2021): minimal editing of the sentence to flip the corresponding label  $Y$ , where the edited part is considered to be the task’s intrinsic properties and have a causal effect on the label (as shown in Fig. 1). In this paper, we refer to the pairs consisting of the original sentence and the corresponding edited sentence as counterfactual sentence pairs. Unlike the Independent Identically Distribution

(IID) principle of most data augmentation methods (Shorten et al., 2021), CAD aims to deliberately change the data distribution of the dataset so that the language models could spontaneously distinguish between intrinsic properties of tasks and dataset-specific bias, and then exclude spurious correlations. Specifically, in a counterfactual sentence pair, CAD attempts to keep the correlated features  $h_r$  constant while the causal features  $h_c$  change through the minimal editing<sup>1</sup>. Then, the classifier  $\Phi$  could make predictions spontaneously based on the causal features and then exclude the interference of the correlated features as:

$$\begin{aligned}\Phi(h_c, h_r) &= Y, \\ \Phi(h_c^*, h_r) &= Y^*,\end{aligned}\tag{1}$$

where  $h_c^*$  and  $Y^*$  denote the causal features and the label of the edited sentence in the counterfactual sentence pair, respectively. Intuitively, in Eq. 1, the classifier  $\Phi$  no longer focuses on  $h_r$  because different labels correspond to the same  $h_r$ . Based on this assumption, we analyze the effectiveness of CAD from the perspective of Fisher’s Linear Discriminant (Fisher, 1936), which becomes the basis for our understanding of the OOD generalization potential of CAD. However, extensive experiments (Khashabi et al., 2020; Sen et al., 2022) demonstrated that CAD is not efficient in improving language models’ OOD generalization capability, especially in more complex tasks (Huang et al., 2020). This is not in line with our expectations for CAD.

In this work, we attribute the inefficiency of CAD in OOD generalization to the CAD-imposed myopia phenomenon: language models focus only on the causal features edited by counterfactual augmentation operation, which means the correlated features along with other non-edited causal features are excluded. Further, the myopia phenomenon is also clearly presented in the setting of Fisher’s Linear Discriminant. However, excluding only some causal features is not what we want, as Balashankar et al. (2021) indicated that all causal features are beneficial for OOD generalization. To **E**xtract more complete **C**ausal **F**eatures and unlock the potential of CAD for OOD generalization, we design the ECF algorithm: introducing additional constraints in the training process based on

---

<sup>1</sup>Under the ideal conditions (Joshi & He, 2022), each sentence consists of the causal features  $h_c$  whose joint distribution with labels is invariant, and the correlated features  $h_r$  whose joint distribution would vary.

the structural properties of CAD. Specifically, guided by Fisher’s Linear Discriminant, we extract the invariant causal features over both distributions of CAD and the original data by the Invariant Risk Minimization (Arjovsky et al., 2019) method (dataset level) and constrain the correlated feature similarity of counterfactual sentence pairs (sentence level). Through extensive experiments across multiple language models and NLP tasks, we conclude that the ECF algorithm could help language models to extract more complete causal features, and then improve the OOD generalization capability.

This study is organized in the following structure: in Section 3, we analyze the effectiveness of CAD from the perspective of Fisher’s Linear Discriminant; in Section 4, we theoretically explain the shortcomings of CAD in OOD generalization, which is called myopia phenomenon; in Section 5, we introduce two additional constraints based on CAD’s structural properties to help language models extract more complete causal features; in Section 6 & 7, we confirm that our method can unlock the potential of CAD in OOD generalization through extensive experiments. We summarize our contributions as follows:

- We attribute the inefficiency of CAD in OOD generalization to the myopia phenomenon and explicitly demonstrate this from the perspective of Fisher’s Linear Discriminant.
- To mitigate the myopia phenomenon and unlock the potential of CAD in OOD generalization, we design two additional constraints based on CAD’s structural properties to help language models extract more complete causal features.
- We evaluate our method on two NLP tasks, and the experimental results demonstrate that our method could successfully unlock the potential of CAD and improve the OOD generalization performance of language models by 1.0% to 5.9%.

## **2. Related Work**

Our study aims to improve the OOD generalization of language models using augmented text dataset (CAD). Therefore, we introduce the related work from two perspectives: text data augmentation and OOD generalization.

### 2.1. Text Data Augmentation

Text data augmentation (Bayer et al., 2023) is a highly important research area since the NLP community has a great need for quantity and quality of data (Karimi et al., 2021). Shorten et al. (2021) categorized text augmentation methods as symbolic augmentation and neural augmentation. Symbolic augmentation does not involve neural networks but is based on several symbolic rules (Haralabopoulos et al., 2021) (e.g., random swapping, random deletion, random insertion and random synonym substitution) to increase the diversity of texts. Representative studies include EDA (Wei & Zou, 2019), AEDA (Karimi et al., 2021), etc. Neural augmentation relies on auxiliary neural networks to generate additional data. For example, Kohli (2021) employed a translation model to perform round-trip translations of texts to obtain paraphrased texts, Ng et al. (2020); Feng et al. (2022) utilized the language model to replace the masked words to produce diverse texts. However, Most of these augmentation methods cannot significantly change the data distribution.

CAD (Kaushik et al., 2020) is an emerging technique in text data augmentation, which aims to help language models extract causal features by changing the data distribution. The construction of CAD is relatively challenging. Initially, Kaushik et al. (2020); Khashabi et al. (2020) used manual annotation to obtain high-quality CAD, although accompanied by high costs and inefficiencies. Subsequently, several automatic generation methods were proposed: Wang & Culotta (2021) substituted causal words using a statistical matching approach; Yang et al. (2021) employed pre-trained models to control the minimal edits; Chen et al. (2021) discriminated the generated counterfactual sentence by reinforcement learning; Chen et al. (2023) utilized large language models to generate CAD in a few-shot manner.

However, CAD did not perform efficiently in OOD generalization according to the empirical experimental results (Huang et al., 2020; Khashabi et al., 2020), and Joshi & He (2022) attributed this inefficiency to the lack of diversity in counterfactual editing and demonstrated their view in terms of theoretical explanations and experimental results. Therefore, it has become a research problem to improve the efficiency of CAD. The previous studies could be divided into two categories: improving the augmentation quality of counterfactual sentence pairs (Wang & Culotta, 2021; Yang et al., 2021);

debiasing for specific bias (Balashankar et al., 2021; Lu et al., 2020; Zmigrod et al., 2019) (e.g., gender, race) in CAD. To the best of my knowledge, our study is the first attempt to improve the efficiency of CAD by designing additional constraints. Notably, our method does not require changing the dataset or obtaining further information about specific biases, which makes it applicable to a wider range of scenarios.

## 2.2. *Out-Of-Distribution Generalization*

Most existing machine learning models assumed that the training and test data would follow the Independent Identically Distribution (IID) principle (Vapnik, 1991, 1999), yet many studies revealed the vulnerability of machine learning models when the data distributions changed (Quionero-Candela et al., 2009). Since the IID principle is difficult to be satisfied in real-world scenarios (Nagarajan et al., 2021; Wiles et al., 2022), the study of Out-Of-Distribution (OOD) generalization (Wang et al., 2021) is of great urgency in the academic community as well as the industry community (Asutkar et al., 2023).

Representation learning (Bengio et al., 2013; Tong et al., 2021) is one of the main focuses of research in OOD generalization, and Shen et al. (2021) classified representation learning methods in OOD generalization into two main categories: domain-invariant representation learning and feature disentanglement. Domain-invariant representation learning aims to find features that remain invariant to different domains, and Ben-David et al. (2006) has proven its effectiveness theoretically. Representative studies include Invariant Risk Minimization (Arjovsky et al., 2019), Maximum Mean Discrepancy (Gretton et al., 2012; Wang et al., 2020), etc. The purpose of feature disentanglement (Piratla et al., 2020) is to decompose a feature representation into two understandable sub-features, with one feature being domain-invariant feature and the other being domain-specific. Representative studies include UndoBias (Khosla et al., 2012), DIVA (Ilse et al., 2020), etc. CAD aims to help language models obtain generalizable and robust features, so we consider that CAD is also a type of representational learning. It is worth noting that unlike most previous representation learning methods, CAD (Kaushik et al., 2020; Wang & Culotta, 2021; Yang et al., 2021) attempts to obtain such robust features by changing the data distribution (rather than designing additional modules,

adjusting optimization objectives, etc.).

Intuitively, CAD highlights the causal information in the dataset based on domain-specific knowledge (Wang et al., 2021), in order to help language models spontaneously extract robust features in the dataset. From the perspective of causal learning (Yao et al., 2021), causality is a more fine-grained description of dataset beyond statistics (Pearl, 2009), and machine learning models, on the other hand, are statistical models based on probability distributions (Shah et al., 2020), so they lack the capability to distinguish between correlation and causality in dataset (Feder et al., 2021). Therefore, CAD highlighting the causal information (and exclude correlation) can theoretically improve the OOD generalization of language models. However, our study points out that CAD is likely to fail to highlight all causal information, which is detrimental to OOD generalization, while our proposed method aims to help language models extract more complete causal information.

### 3. Effectiveness of CAD

In this section, we formalize the sentence features as a combination of Gaussian distributed features and explain the effectiveness of CAD from the perspective of Fisher’s Linear Discriminant.

#### 3.1. Fisher’s Linear Discriminant

We assume that  $\{X_i, Y_i\}_N$  is a class-balance binary classification dataset, where  $N$  represents the number of samples. Without loss of generality, we assume that the mean value of samples is 0:

$$\sum X^+ + \sum X^- = 0, \tag{2}$$

where  $X^+, X^- \in \mathbb{R}^D$  represent the positive and negative samples, respectively. Under Fisher’s Linear Discriminant (Fisher, 1936), the optimal classifier  $\Phi \in \mathbb{R}^D$  obtained by maximizing the ratio between the intra-class variance and the inter-class variance as:

$$\Phi = S_\omega^{-1} \cdot \left( \frac{1}{2N} \sum X^+ - \frac{1}{2N} \sum X^- \right) = S_\omega^{-1} \cdot \frac{1}{N} \sum X^+, \tag{3}$$

where  $S_\omega = \Sigma^+ + \Sigma^-$ , and  $\Sigma$  means the sample covariance. The sample covariance of different categories is usually similar in a task.

### 3.2. CAD with Fisher’s Linear Discriminant

Many studies on OOD generalization considered that features could be decomposed by their properties (Khosla et al., 2012; Ilse et al., 2020). Therefore, we assume that each sentence consists of causal features  $h_c \in \mathbb{R}^{D_c}$ , whose joint distribution with labels is fixed for all environments, and correlated features  $h_r \in \mathbb{R}^{D_r}$ , whose distribution could vary, and the sentence could be sufficiently represented by  $h_c$  and  $h_r$ .  $D_c$  and  $D_r$  denote the feature dimensions, respectively. Then, the classification of sentences  $\{S\}$  could be transformed into the classification of  $\{h_c\}$  and  $\{h_r\}$  as:

$$\Phi(S) = \Phi(h_c \oplus h_r). \quad (4)$$

We follow the assumptions about the feature distribution in Rosenfeld et al. (2021); Joshi & He (2022): in the binary classification setting, the labels  $y \in \{-1, 1\}$  are drawn with equal probability, while both causal and correlated features could be drawn from a Gaussian distribution as:

$$h_c \sim \mathcal{N}(y \cdot \mu_c, \Sigma_c), \quad h_r \sim \mathcal{N}(y \cdot \mu_r, \Sigma_r), \quad (5)$$

where  $\mu_c \in \mathbb{R}^{D_c}$ ;  $\mu_r \in \mathbb{R}^{D_r}$ ;  $\Sigma_c \in \mathbb{R}^{D_c \times D_c}$ ;  $\Sigma_r \in \mathbb{R}^{D_r \times D_r}$ . To simplify the subsequent analysis, we consider  $\Sigma_c$  and  $\Sigma_r$  as diagonal matrices. When Fisher’s Linear Discriminant is employed, according to Eq. 3,  $S_\omega = 2(\Sigma_c \oplus \Sigma_r)$ , and the optimal classifier for original dataset could be represented as:

$$\begin{aligned} \Phi_{\text{ori}} &= (2(\Sigma_c \oplus \Sigma_r))^{-1} \cdot 2(\mu_c \oplus \mu_r) \\ &= \Sigma_c^{-1} \mu_c \oplus \Sigma_r^{-1} \mu_r = [\Phi_c, \Phi_r], \end{aligned} \quad (6)$$

where  $\Phi_c = \Sigma_c^{-1} \mu_c$  and  $\Phi_r = \Sigma_r^{-1} \mu_r$  are the optimal classifiers in the causal and correlated feature spaces, respectively. Because the optimal classifier  $\Phi_{\text{ori}}$  relies on the correlated features (Fig. 2(a)), it may lead to performance degradation in OOD generalization. Ideally, a robust classifier in OOD generalization  $\omega_{\text{rob}}$  should make predictions based on the causal features only as:

$$\Phi_{\text{rob}} = [\Phi_c, 0]. \quad (7)$$

CAD is introduced to mitigate language models’ reliance on spurious correlations, and the principle of the augmentation operation is flipping the label with minimal editing.



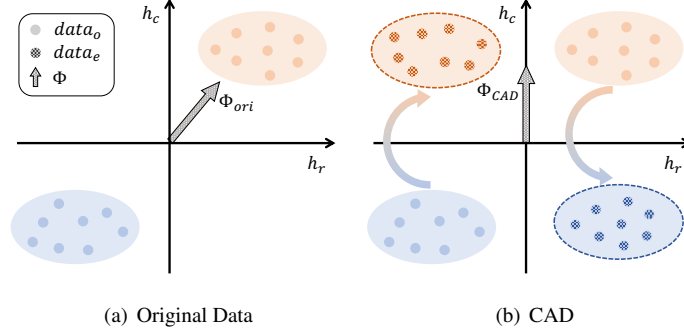


Figure 2: Illustration of the effectiveness of CAD, where  $data_o$  and  $data_e$  denote the original and edited data features, respectively, and  $\Phi$  denotes the optimal classifier. Compared to  $\Phi_{ori}$  in Fig. 2(a),  $\Phi_{CAD}$  in Fig. 2(b) eliminates the interference of  $h_r$  and is more robust in OOD generalization.

Therefore, the edited part of sentences corresponds to causal features  $h_c$ , while the correlated features  $h_r$  are preserved, this is why CAD is expected to distinguish between correlated features and causal features. In the ideal situation, the causal features of each edited sentence are changed from  $h_c$  to  $-h_c$  by the counterfactual augmentation operation (Fig. 2(b)). Following this change in the feature distribution,  $\sum h_r^+ - \sum h_r^- = 0$ , while  $\sum h_c^+ - \sum h_c^- = 2\mu_c$  is constant in CAD, and  $S_\omega = 2(\Sigma_c \oplus (\mu_r \mu_r^T + \Sigma_r))$ . Therefore, according to Eq. 3, the optimal classifier for CAD is:

$$\begin{aligned} \Phi_{CAD} &= (2(\Sigma_c \oplus (\mu_r \mu_r^T + \Sigma_r)))^{-1} \cdot 2(\mu_c \oplus 0) \\ &= [\Phi_c, 0] = \Phi_{rob}. \end{aligned} \quad (8)$$

The result in Eq. 8 illustrates the effectiveness of CAD. Intuitively, the counterfactual augmentation operation achieves a decoupling of  $h_c$  and  $h_r$ , so the classifier is able to spontaneously exclude those dataset-specific spurious correlations.

#### 4. Myopia Phenomenon in CAD

As mentioned in Section 3, the essence of CAD is to change the data distribution through the counterfactual augmentation operation, thereby reducing the dataset-specific correlation bias implied in the data distribution. However, we find that the results of the counterfactual augmentation operation are diverse for a particular sentence, as illustrated

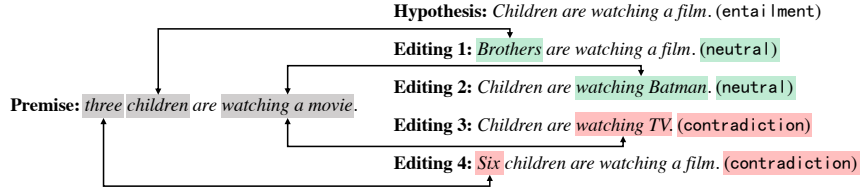


Figure 3: An example of multiple counterfactual augmentation operations in the Natural Language Inference task. Editing different causal components in the **Hypothesis** could all serve the purpose of flipping the corresponding label.

in Fig. 3. Specifically, the causal components and the perturbation types (Joshi & He, 2022) (e.g., negation, quantifier, lexical, delete) that could flip labels are diverse, so different edited sentence could be obtained by making a specific perturbation for a particular causal component, while the other causal components remain unchanged. Therefore, compared to Eq. 1, a more reasonable assumption is that only part of  $h_c$  in counterfactual sentence pairs would change with the augmentation operation as:

$$\begin{aligned}\Phi(h_e, h_u, h_r) &= Y, \\ \Phi(h_e^*, h_u, h_r) &= Y^*,\end{aligned}\tag{9}$$

where  $h_c$  is distinguished into the edited features  $h_e$  that would change with the augmentation operation and the non-edited features  $h_u$  that would not change. This assumption is empirically convincing because of the analysis and experiments in Joshi & He (2022); Kaushik et al. (2020). Similar to the analysis of Eq. 1, Eq. 9 gives us an important insight: language models trained on original data and CAD focus on different features in counterfactual sentence pairs. On the one hand, CAD eliminates the interference of correlated features; on the other hand, language models inevitably exclude non-edited causal features. In this study, we refer to this as the myopia phenomenon.

#### *Myopia Phenomenon Under Fisher’s Linear Discriminant*

Here, we analyze the myopia phenomenon from the perspective of Fisher’s Linear Discriminant. Since the augmentation operation could only change part of the causal features, the edited features  $h_e$  and the non-edited features  $h_u$  are independent of each other. Therefore, without loss of generality, we assume that the distributions of  $h_e$  and

$h_u$  as:

$$h_e \sim \mathcal{N}(y \cdot \mu_e, \Sigma_e), \quad h_u \sim \mathcal{N}(y \cdot \mu_u, \Sigma_u), \quad (10)$$

where  $\mu_c = \mu_e \oplus \mu_u$ ;  $\Sigma_c = \Sigma_e \oplus \Sigma_u$ . Under this more reasonable setting, we follow the method in Section 3.2 to employ Fisher’s Linear Discriminant to obtain three optimal classifiers as:

$$\begin{aligned} \Phi_{\text{rob}} &= [\Phi_e, \Phi_u, 0], \\ \Phi_{\text{ori}} &= [\Phi_e, \Phi_u, \Phi_r], \\ \Phi_{\text{CAD}} &= [\Phi_e, 0, 0], \end{aligned} \quad (11)$$

where  $\Phi_e = \Sigma_e^{-1} \mu_e$  and  $\Phi_u = \Sigma_u^{-1} \mu_u$  are the optimal classifiers in the edited and non-edited feature spaces, respectively. It should be noted that  $\Phi_c = [\Phi_e, \Phi_u]$ . Here, we employ cosine similarity (Park et al., 2020) as the metric of similarity to the robust classifier  $\Phi_{\text{rob}}$ , and the similarity of  $\Phi_{\text{ori}}$  and  $\Phi_{\text{CAD}}$  could be denoted as:

$$\begin{aligned} \cos \theta_{\text{ori}} &= \frac{1}{\sqrt{1 + \frac{|\Phi_r|^2}{|\Phi_e|^2 + |\Phi_u|^2}}}, \\ \cos \theta_{\text{CAD}} &= \frac{1}{\sqrt{1 + \frac{|\Phi_u|^2}{|\Phi_e|^2}}}. \end{aligned} \quad (12)$$

Eq. 12 quantifies the myopia phenomenon of CAD through Fisher’s Linear Discriminant. Specifically, the similarity of  $\Phi_{\text{ori}}$  depends on the ratio of  $|\Phi_r|$  to  $|\Phi_c|$ , while the similarity of  $\Phi_{\text{CAD}}$  depends on the ratio of  $|\Phi_u|$  to  $|\Phi_e|$ . Therefore, it is uncertain whether  $\Phi_{\text{ori}}$  or  $\Phi_{\text{CAD}}$  is better or worse. Intuitively, for simple tasks (e.g. Sentiment Analysis), since there are relatively few causal features, the augmentation operation is prone to focus on most of the causal features, so CAD tends to exhibit great OOD generalization capability; while complex tasks (e.g. Natural Language Inference) have more causal features, so the improvement in OOD generalization capability is not significant, as a large number of causal features are not included by the augmentation operation. This analysis is consistent with existing studies (Huang et al., 2020; Joshi & He, 2022).

## 5. Proposed Method

To address the myopia phenomenon in Section 4, we require to Extract more complete Causal Features as well as exclude correlated features. In this section, we propose two insights on the structural properties of CAD at the dataset level and the sentence level, and then design additional constraints based on these insights, to further unlock the generalization potential of CAD. In this study, we refer to this method as the ECF algorithm.

### 5.1. Dataset-Level Constraint

**Insight:** *the data distribution of the original data could alleviate the myopia phenomenon of CAD.*

Due to the change in data distribution, the features that language models focus on are different: language models with CAD only focus on the edited causal features  $h_e$  (myopia phenomenon), while language models with the original data confuse  $h_c$  and  $h_r$  (but no myopia phenomenon). Different data distributions lead to different situations, which indicates that the original data distribution carries information that is missing in CAD. Therefore, there are potential complementary effects of the original data and CAD on causal feature extraction.

In fact, this complementary could also be observed in the case of Fisher’s Linear Discriminant. Specifically, we find that the two classifiers  $\Phi_{\text{ori}}$  and  $\Phi_{\text{CAD}}$  in Eq. 11 are complementary. In the simplest case, the interpolated classifier  $\Phi_1 = \lambda \cdot \Phi_{\text{ori}} + (1 - \lambda) \cdot \Phi_{\text{CAD}}$  could achieve a better cosine similarity than both  $\Phi_{\text{ori}}$  and  $\Phi_{\text{CAD}}$  when  $\lambda \in (0, 1)$ . When  $\lambda = \frac{|\Phi_u|^2}{|\Phi_u|^2 + |\Phi_r|^2}$ , the cosine similarity between  $\Phi_1$  and  $\Phi_{\text{rob}}$  is maximized as:

$$\begin{aligned} \cos \theta_1 &= \frac{|\Phi_e|^2 + \frac{|\Phi_u|^4}{|\Phi_u|^2 + |\Phi_r|^2}}{\sqrt{|\Phi_e|^2 + |\Phi_u|^2} \sqrt{|\Phi_e|^2 + \frac{|\Phi_u|^6 + |\Phi_u|^4 |\Phi_r|^2}{(|\Phi_u|^2 + |\Phi_r|^2)^2}}} \\ &> \max\{\cos \theta_{\text{ori}}, \cos \theta_{\text{CAD}}\}. \end{aligned} \quad (13)$$

Therefore, we consider that it is possible to exploit the complementary nature of the two data distributions to unlock the OOD generalization potential of CAD.

In this study, we adopt the Invariant Risk Minimization (IRM) method (Arjovsky et al., 2019; Rosenfeld et al., 2021) to exploit this complementary nature. The role of

IRM is to estimate the invariant causal features from multiple training environments. As mentioned in Section 3, the counterfactual augmentation operation does not follow the IID principle, which allows us to consider the original data and CAD as two different training environments  $\mathcal{E}_{tr} = \{\mathcal{E}_{ori}, \mathcal{E}_{CAD}\}$ , and then it is reasonable to adopt the IRM method to fuse the advantages of both environments. Specifically, to induce the language model  $M$  to learn the invariant causal features across environments, the additional constraint  $\mathcal{L}_{IRM}$  is designed as:

$$\mathcal{L}_{IRM} = \sum_{\mathcal{E} \in \mathcal{E}_{tr}} \|\nabla_{\omega|_{\omega=1.0}} \mathcal{R}_{\mathcal{E}}(\omega \cdot M)\|^2, \quad (14)$$

where  $\mathcal{R}_{\mathcal{E}}(\cdot)$  is the prediction risk loss under environment  $\mathcal{E}$ , and  $\omega = 1.0$  as a scalar is a fixed “dummy” classifier. The essence of  $\mathcal{L}_{IRM}$  (Arjovsky et al., 2019) is a gradient norm penalty that measures the optimality of the “dummy” classifier in each environment, in order to find the invariant causal features that match all environments.

## 5.2. Sentence-Level Constraint

**Insight:** *the correlated features  $h_r$  of counterfactual sentence pairs are not guaranteed to be aligned.*

In our assumption for CAD in Section 4, the correlated features  $h_r$  of counterfactual sentence pairs are consistent, as we consider that the counterfactual augmentation operation would only affect part of  $h_c$ . However, this property is not guaranteed for language models trained directly on CAD, and this potential dissimilarity of  $h_r$  gives language models the convenience to utilize  $h_r$ . In Fisher’s Linear Discriminant perspective, the potential dissimilarity of  $h_r$  could lead to  $\sum h_r^+ - \sum h_r^- = \Delta h_r \neq 0$ , and the component of the correlated feature space in current  $\Phi_{CAD}$  would become:

$$\Phi_r = (2(\mu_r \mu_r^T + \Sigma_r))^{-1} \cdot \frac{1}{2N} (\Delta h_r) \neq 0, \quad (15)$$

which is detrimental to the robustness of  $\Phi_{CAD}$  because it would exploit the correlation features. Therefore, it is reasonable to design an explicit constraint to align  $h_r$  of counterfactual sentence pairs.

However,  $h_r$  and  $h_c$  in CAD are difficult to decompose in language models, so we should find a sensible proxy for  $h_r$ . Noting that  $h_r$  has little effect on the prediction

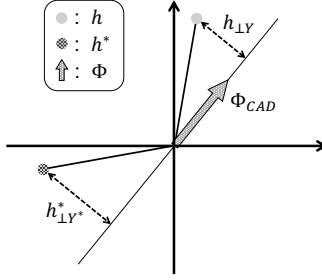


Figure 4: Illustration of sentence feature decomposition. In binary classification, for a counterfactual sentence feature pair  $(h, h^*)$ , the orthogonal components  $(h_{\perp Y}, h_{\perp Y}^*)$  along the feature classifier  $\Phi$  are considered as proxies for the correlated features.

in CAD, based on this property, we creatively construct the proxy of  $h_r$  through the mechanism of the feature classifier. Most feature classifiers are fully-connected layers, where each row of the weight matrix could be interpreted as a label vector  $h_Y$  (Du et al., 2019), and the label probability could be obtained by the dot product of the sentence vector  $h$  and each label vector  $h_Y$  as:

$$p(y_k) = \frac{\exp(h_Y^k \cdot h)}{\sum_{i=1}^N \exp(h_Y^i \cdot h)}. \quad (16)$$

In this way,  $h$  could be decomposed along  $h_Y$ , where the parallel component  $h_{\parallel Y}$  determines the label probability and the orthogonal component  $h_{\perp Y}$  has no effect on the prediction. The commonality between  $h_{\perp Y}$  and  $h_r$  makes  $h_{\perp Y}$  an ideal proxy for  $h_r$ , as shown in Fig. 4. Specifically, for a counterfactual sentence feature pair  $(h, h^*)$ , we design  $\mathcal{L}_{OCD}$  to penalize their Orthogonal Component Distance as:

$$\mathcal{L}_{OCD} = \|h_{\perp Y} - h_{\perp Y}^*\|^2. \quad (17)$$

This is a positive feedback process, so even if initially the feature classifier has a large estimation error, it would gradually become accurate with the help of the prediction loss and  $\mathcal{L}_{OCD}$ .

### 5.3. Training Process

Compared to the traditional prediction loss  $\mathcal{L}_P$  (e.g., cross-entropy loss), the ECF algorithm also combines dataset-level constraint  $\mathcal{L}_{IRM}$  and sentence-level constraint

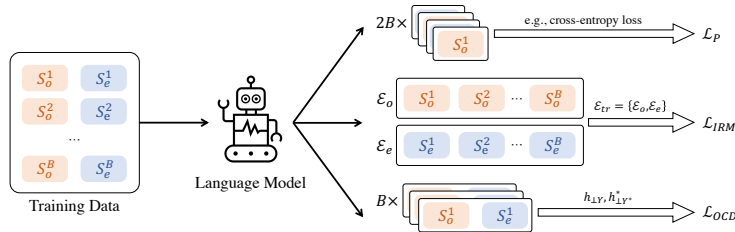


Figure 5: The optimization process of the ECF algorithm.

$\mathcal{L}_{OCD}$ , and the optimization process of the ECF algorithm is shown in Fig. 5. Specifically, during the training process, each batch contains  $B$  counterfactual sentence pairs  $\{S_o, S_e\}_B$ , and the three loss terms are optimized for different objects:  $\mathcal{L}_{IRM}$  treats  $\{S_o\}_N$  and  $\{S_e\}_N$  as training samples from two different environments;  $\mathcal{L}_{OCD}$  calculates the loss for each sentence pair  $\{S_o, S_e\}$  as a minimum unit;  $\mathcal{L}_P$  directly optimizes the prediction loss of each sentence. Therefore, the loss of the ECF algorithm is denoted as:

$$\mathcal{L} = \mathcal{L}_P + \alpha \cdot \mathcal{L}_{IRM} + \beta \cdot \mathcal{L}_{OCD}, \quad (18)$$

where  $\alpha, \beta$  are the weighting coefficients to balance the language model’s In-Distribution predictive capability and additional constraints introduced for OOD generalization.

## 6. Experiments

### 6.1. Datasets

We conducted experiments on two tasks: Sentiment Analysis (SA) and Natural Language Inference (NLI). Generally, CAD is obtained by extending a seed dataset with counterfactual augmentation operations.

**Sentiment Analysis** The seed dataset in SA was a subset of IMDb (Maas et al., 2011) dataset. Kaushik et al. (2020) manually annotated the corresponding counterfactual sentences in the seed dataset to construct  $CAD_h$ , while Yang et al. (2021); Wang & Culotta (2021) utilized WordNet (Fellbaum, 2000) to automatically generate counterfactual sentences and constructed  $CAD_a$ . We evaluated each language model’s OOD generalization capability on three OOD datasets: SST-2 (Socher et al., 2013), Amazon review (Ni et al., 2019), Yelp review (Zhang et al., 2015).

Model	Task	Embedding Dimension	Batch Size	Learning Rate	Epochs	$\alpha$	$\beta$
BiLSTM	SA	300	32	1e-3	100	1.6	0.1
BERT	SA	768	8	1e-5	10	0.1	0.1
Roberta	SA	768	8	1e-5	10	0.1	0.1
BiLSTM	NLI	300	30	1e-3	100	1.6	0.1
BERT	NLI	768	5	1e-5	10	0.1	0.1
Roberta	NLI	768	5	1e-5	10	0.1	0.1

Table 1: Hyperparameter setting of the experiments.

**Natural Language Inference** The seed dataset in NLI was a subset of SNLI (Bowman et al., 2015) dataset, and Kaushik et al. (2020) constructed  $CAD_h$  by manually editing the seed dataset. Because the NLI task is more complex, there is little research related to the automatic generation of counterfactual sentences. We employed MNLI (split into matched and mismatched parts) (Williams et al., 2018) as our OOD dataset for evaluation of language models.

## 6.2. Implementation Details

In our experiments, we implemented BiLSTM (Hochreiter & Schmidhuber, 1997) and pre-trained models BERT (Devlin et al., 2019), Roberta (Liu et al., 2019) as the base models, and employed the Adam optimizer to update all network parameters. We selected the best checkpoint on the training set for evaluation. For pre-trained models, we used the Hugging Face implementation (Wolf et al., 2019) to fine-tune the pre-trained models. The hyperparameters of the experiments are listed in Table 1. We selected hyperparameters  $\alpha$  and  $\beta$  based on the guideline that multiple losses should be weighted to the same order of magnitude, which facilitated language models to take full advantage of additional constraints and were not dominated by a single loss term. In our experiments, datasets did not show strong sensitivity to  $\alpha$  and  $\beta$ . We consider this is because the losses  $\mathcal{L}_{IRM}$  and  $\mathcal{L}_{OCD}$  corresponding to  $\alpha$  and  $\beta$  are both committed to improving the capability of language models to extract complete causal features  $h_c$ , so there is no trade-off relationship between them.



Dataset	Method	Original	CAD	SST-2	Amazon	Yelp	Mean
Seed	BiLSTM	74.3	64.0	64.5	61.7	62.3	62.8
	BERT	85.2	85.5	82.8	88.0	85.5	85.4
	Roberta	88.0	89.2	86.4	91.5	93.0	90.3
CAD <sub>h</sub> (Kaushik et al., 2020)	BiLSTM	80.5	85.0	65.6	71.6	74.7	70.6
	BiLSTM+ECF	80.7	84.4	<b>71.4</b>	<b>74.0</b>	<b>77.4</b>	<b>74.3</b>
	BERT	84.7	88.8	84.7	90.0	90.6	88.4
	BERT+ECF	84.7	89.2	<b>84.9</b>	<b>92.9</b>	<b>92.4</b>	<b>90.1</b>
	Roberta	87.5	92.3	85.5	94.3	<b>94.9</b>	91.6
	Roberta+ECF	90.3	93.0	<b>89.6</b>	<b>94.6</b>	94.8	<b>93.0</b>
CAD <sub>a</sub> (Yang et al., 2021)	BiLSTM	56.1	66.7	61.5	57.6	57.9	59.0
	BiLSTM+ECF	57.9	67.5	<b>62.4</b>	<b>59.0</b>	<b>58.5</b>	<b>60.0</b>
	BERT	55.1	72.1	75.9	84.7	83.1	81.2
	BERT+ECF	80.4	63.8	<b>78.9</b>	<b>88.1</b>	<b>86.2</b>	<b>84.4</b>
	Roberta	61.7	70.5	74.7	85.2	84.8	81.6
	Roberta+ECF	61.9	69.5	<b>83.2</b>	<b>90.1</b>	<b>89.3</b>	<b>87.5</b>
CAD <sub>a</sub> (Wang & Culotta, 2021)	BiLSTM	67.8	75.4	59.8	63.3	62.6	61.9
	BiLSTM+ECF	76.1	79.7	<b>61.7</b>	<b>66.4</b>	<b>63.8</b>	<b>64.0</b>
	BERT	87.1	88.0	83.2	88.4	88.9	86.8
	BERT+ECF	85.7	77.8	<b>83.6</b>	<b>90.3</b>	<b>89.5</b>	<b>87.8</b>
	Roberta	90.2	82.8	74.8	89.8	86.9	83.8
	Roberta+ECF	92.2	78.7	<b>84.5</b>	<b>91.7</b>	<b>90.3</b>	<b>88.8</b>

Table 2: Accuracy of different language models and datasets in SA. The best performance is **bold**. CAD<sub>h</sub> and CAD<sub>a</sub> represent manually annotated CAD and automatically generated CAD, respectively.

## 7. Results and Analysis

### 7.1. Main Results

**Results on SA** The results are displayed in Table 2. We found that the ECF algorithm helped all the base models to improve their accuracy on OOD datasets, which demonstrated the effectiveness of the ECF algorithm. Specifically, experiments were carried out on a manually annotated CAD and two automatically generated CADs. CAD<sub>h</sub> was more effective for language models’ generalization, and the ECF algorithm improved

Dataset	Method	Original	CAD	MNLI-m	MNLI-mm	Mean
Seed	BiLSTM	41.8	33.9	35.9	35.0	35.5
	BERT	71.5	53.8	53.6	55.1	54.3
	Roberta	83.8	67.2	67.4	68.4	67.9
CAD <sub>h</sub> (Kaushik et al., 2020)	BiLSTM	39.8	39.0	34.4	35.0	34.7
	BiLSTM+ECF	44.2	37.6	<b>36.2</b>	<b>36.2</b>	<b>36.2</b>
	BERT	79.2	71.2	62.6	64.3	63.5
	BERT+ECF	77.0	72.0	<b>64.0</b>	<b>65.5</b>	<b>64.7</b>
	Roberta	80.2	75.4	70.5	71.5	71.0
	Roberta+ECF	82.5	76.7	<b>72.6</b>	<b>72.8</b>	<b>72.7</b>

Table 3: Accuracy of different language models in NLI. The best performance is **bold**.

the average accuracy of BiLSTM, BERT and Roberta on OOD datasets by 3.7%, 1.7% and 1.4%, respectively. While, the language models trained on CAD<sub>a</sub> were relatively weaker in OOD generalization, and the ECF algorithm also led to an improvement in the average accuracy of BiLSTM, BERT and Roberta by 1.0% / 3.2% / 5.9% and 2.1% / 1.0% / 5.0% on two CAD<sub>a</sub>, respectively.

**Results on NLI** The results are displayed in Table 3. The results showed that the effectiveness of the ECF algorithm continued to hold on the NLI task. Specifically, the ECF algorithm improved the average accuracy of BiLSTM on OOD datasets by 1.5%. At the same time, the ECF algorithm also helped pre-trained models, resulting in a 1.2% average accuracy improvement for BERT and a 1.7% average accuracy improvement for Roberta.

## 7.2. Ablation Study

We investigated the independent impact of each constraint in the ECF algorithm. We chose CAD<sub>h</sub> in the SA task as the dataset and conducted ablation experiments on BiLSTM, BERT and Roberta. The results are reported in Fig. 6. Specifically, in most cases, the generalization capability of language models decreased significantly when the constraints  $\mathcal{L}_{IRM}$  and  $\mathcal{L}_{OCD}$  in the ECF algorithm were removed. This result is in line with our expectations: the two additional constraints based on CAD’s properties

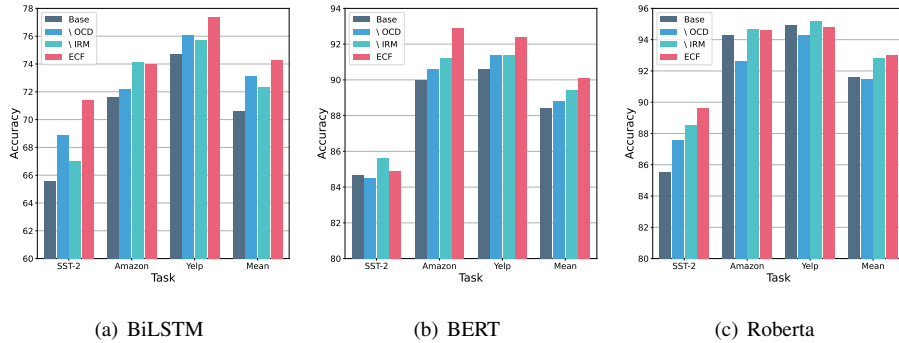


Figure 6: Ablation analysis of two constraints on Sentiment Analysis. \ denotes the removing operation.

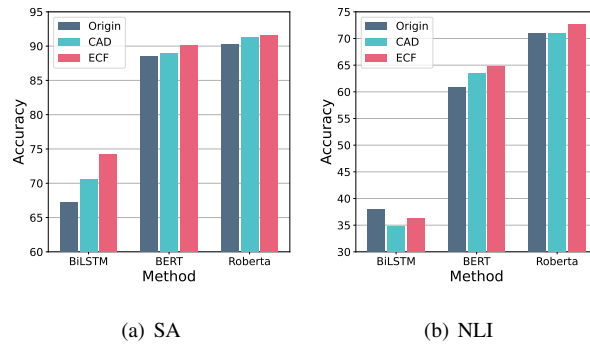


Figure 7: Data efficiency analysis of CAD.

could unlock CAD’s potential for OOD generalization.

### 7.3. Data Efficiency

The augmentation operation would expand the size of the seed dataset, which could also contribute to OOD generalization. Therefore, to exclude the interference from data size and to further confirm the effectiveness of CAD as well as the ECF algorithm for improving OOD generalization capability, we collected the same size of original data to compare data efficiency, and the results are shown in Fig. 7. Experimental results indicated that CAD generally outperformed the same size of original data (BiLSTM is the exception on the NLI task), while the ECF algorithm could steadily improve OOD generalization capability of CAD.

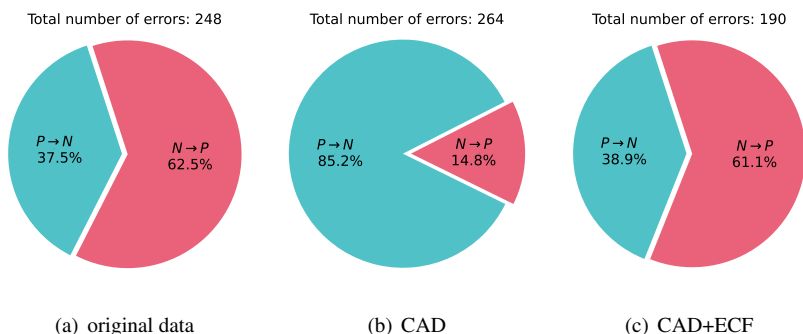


Figure 8: Percentage of error case types in SA. The base model is Roberta and the OOD dataset is SST-2.  $P \rightarrow N$  means positive cases that are predicted to be negative, and vice versa.

#### 7.4. Case Analysis

When counting the distribution of error cases in Fig. 8, we observed an unexpected phenomenon: the language model trained on CAD was more likely to predict positive sentences as negative. Thus, we carefully compared the error cases of the language models trained on original data and CAD, and we found that the language model trained on CAD tended to make mistakes in sentences with complex sentence structures. The abnormal distribution in Fig. 8(b) occurred because there were more positive examples with complex structures in the OOD dataset. We selected five typical cases with complex sentence structures in Table 4 to illustrate this phenomenon concretely: Case 1 is a sentence with a transitive structure, linking two subparts with opposite meanings; Case 2 is a sentence with a progressive structure, where subparts have similar meanings; Cases 3, 4 and 5 have more complex sentence structures, including negative structure, subjunctive mood, rhetorical structure, etc.

Numerous cases illustrated that the language model trained on CAD failed to fully understand complex sentence structures, yet this situation did not occur with the language model trained on the original data. We consider this to be a concrete manifestation of the myopia phenomenon. As CAD is based on the principle of minimal editing (Kaushik et al., 2020), the augmentation operation would focus more on the editing of words and ignore the changes to sentence structure (Wang & Culotta, 2021; Yang et al., 2021). According to our analysis in Section 4, language models trained on

#	Sentence	Y	Y <sub>ori</sub>	Y <sub>CAD</sub>	Y <sub>ECF</sub>
1	it's <b>predictable</b> , <b>but</b> it <b>jumps through</b> the <b>expected hoops</b> with style and <b>even</b> some <b>depth</b> .	P	P(0.99)	N(0.52)	P(0.78)
2	<b>so routine</b> , <b>familiar</b> and <b>predictable</b> , it <b>raises the possibility</b> that it wrote <b>itself as</b> a newly automated draft <b>computer program</b> .	N	N(0.87)	P(0.51)	N(0.52)
3	emerges <b>as</b> something <b>rare</b> , an <b>issue movie</b> that's <b>so honest</b> and <b>keenly observed</b> <b>that</b> it <b>doesn't</b> feel like one.	P	P(0.93)	N(0.79)	P(0.81)
4	<b>if</b> it tried to <b>do anything more</b> , <b>it would fail</b> and perhaps <b>explode</b> , <b>but</b> at this level of <b>manic whimsy</b> , it is <b>just</b> about <b>right</b> .	P	P(0.99)	N(0.63)	P(0.85)
5	<b>who knows</b> what <b>exactly Godard is</b> on about in this film, <b>but</b> his words and images <b>don't have to</b> add up to <b>mesmerize</b> you.	P	P(0.94)	N(0.80)	P(0.62)

Table 4: Five cases with complex sentence structure in SA. P/N denotes positive/negative respectively, and prediction probabilities are in parentheses. Emotional words are marked in **blue** and structural words are marked in **red**.

CAD would therefore be more sensitive to words and less attentive to understanding sentence structure. However, sentence structure is not one of the correlation features, but could significantly influence the sentence meaning and is crucial for OOD generalization, so the neglect of sentence structure to some extent corresponds to the exclusion of the non-edited causal features in the myopia phenomenon. In addition, the ECF algorithm performed well in these cases, reflecting its capacity to alleviate the myopia phenomenon and unlock the potential of CAD.

## 8. Limitations

There were three main limitations in this study. Firstly, the assumptions made in Sections 3 and 4 about the distribution of sentence features and counterfactual augmentation operations were too idealistic. The feature extraction process we assumed for language models was likely to be oversimplified, and the effects of augmentation operations could be much more complex than we assumed. Secondly, we ignored the

interaction between causal components, instead, we assumed that the feature components were independent of each other. We believed that this assumption required finer-grained adjustment. In addition, our study required high-quality CAD. However, there is currently a lack of CAD for complex tasks and reliable CAD construction techniques.

## **9. Conclusion**

In this paper, we attributed the inefficiency of CAD in OOD generalization to the myopia phenomenon caused by counterfactual augmentation operations. We designed dataset-level and sentence-level constraints based on the structural properties of CAD to help language models to extract more complete causal features and then unlock the potential of CAD.

Essentially, our study aims to design a more suitable algorithm (ECF algorithm) for specific dataset (CAD) to improve the OOD generalization capability of language models. Previous studies on OOD generalization often regarded data-based methods and algorithm-based methods as two separate technical paths. However, our proposed method seeks to fully combine the strengths of these two technical paths. With the advent of the era of large language models (Brown et al., 2020), we consider that potential research directions based on CAD include: automatically constructing CAD with large language models; CAD-guided demonstration selection in in-context learning; and applying CAD in the alignment process (Ouyang et al., 2022) of large language models.

## **Declaration of Competing Interest**

The authors declare that they have no known competing financial interests or personal relationships that could have appeared to influence the work reported in this paper.

## **Acknowledgments**

This paper is a heavily extended version of our previously accepted conference paper from the 2023 IEEE International Conference on Acoustics, Speech, and Signal

Processing (5 pages, including 1 page of references). Compared to the conference paper, this version analyzes the myopia phenomenon in feature space from the perspective of Fisher's Linear Discriminant and explains the theoretical basis for the additional constraints in the ECF algorithm. This version also adds approximately 50% more experiments on an additional language model and provides a more detailed analysis of the experimental results, as well as a substantial extension of related work.

This work was supported by the Shanghai Municipal Science and Technology Major Project (2021SHZDZX0102), and the Fundamental Research Funds for the Central Universities.

## References

- Arjovsky, M., Bottou, L., Gulrajani, I., & Lopez-Paz, D. (2019). Invariant risk minimization. *CoRR*, *abs/1907.02893*. URL: <http://arxiv.org/abs/1907.02893>. arXiv:1907.02893.
- Asutkar, S., Chalke, C., Shivgan, K., & Tallur, S. (2023). Tinyml-enabled edge implementation of transfer learning framework for domain generalization in machine fault diagnosis. *Expert Systems with Applications*, *213*, 119016. URL: <https://www.sciencedirect.com/science/article/pii/S0957417422020346>. doi:<https://doi.org/10.1016/j.eswa.2022.119016>.
- Balashankar, A., Wang, X., Packer, B., Thain, N., Chi, E. H., & Beutel, A. (2021). Can we improve model robustness through secondary attribute counterfactuals? In M. Moens, X. Huang, L. Specia, & S. W. Yih (Eds.), *Proceedings of the 2021 Conference on Empirical Methods in Natural Language Processing, EMNLP 2021, Virtual Event / Punta Cana, Dominican Republic, 7-11 November, 2021* (pp. 4701–4712). Association for Computational Linguistics. URL: <https://doi.org/10.18653/v1/2021.emnlp-main.386>. doi:10.18653/v1/2021.emnlp-main.386.
- Bayer, M., Kaufhold, M., & Reuter, C. (2023). A survey on data augmentation for text classification. *ACM Comput. Surv.*, *55*, 146:1–146:39. URL: <https://doi.org/10.1145/3544558>. doi:10.1145/3544558.
- Ben-David, S., Blitzer, J., Crammer, K., & Pereira, F. (2006). Analysis of representations for domain adaptation. In B. Schölkopf, J. C. Platt, & T. Hofmann (Eds.), *Advances in Neural Information Processing Systems 19, Proceedings of the Twentieth Annual Conference on Neural Information Processing Systems, Vancouver, British Columbia, Canada, December 4-7, 2006* (pp. 137–144). MIT Press. URL: <https://proceedings.neurips.cc/paper/2006/hash/b1b0432ceafb0ce714426e9114852ac7-Abstract.html>.



- Bengio, Y., Courville, A. C., & Vincent, P. (2013). Representation learning: A review and new perspectives. *IEEE Trans. Pattern Anal. Mach. Intell.*, 35, 1798–1828. URL: <https://doi.org/10.1109/TPAMI.2013.50>. doi:10.1109/TPAMI.2013.50.
- Bowman, S. R., Angeli, G., Potts, C., & Manning, C. D. (2015). A large annotated corpus for learning natural language inference. In L. Màrquez, C. Callison-Burch, J. Su, D. Pighin, & Y. Marton (Eds.), *Proceedings of the 2015 Conference on Empirical Methods in Natural Language Processing, EMNLP 2015, Lisbon, Portugal, September 17-21, 2015* (pp. 632–642). The Association for Computational Linguistics. URL: <https://doi.org/10.18653/v1/d15-1075>. doi:10.18653/v1/d15-1075.
- Brown, T. B., Mann, B., Ryder, N., Subbiah, M., Kaplan, J., Dhariwal, P., Neelakantan, A., Shyam, P., Sastry, G., Askell, A., Agarwal, S., Herbert-Voss, A., Krueger, G., Henighan, T., Child, R., Ramesh, A., Ziegler, D. M., Wu, J., Winter, C., Hesse, C., Chen, M., Sigler, E., Litwin, M., Gray, S., Chess, B., Clark, J., Berner, C., McCandlish, S., Radford, A., Sutskever, I., & Amodei, D. (2020). Language models are few-shot learners. In H. Larochelle, M. Ranzato, R. Hadsell, M. Balcan, & H. Lin (Eds.), *Advances in Neural Information Processing Systems 33: Annual Conference on Neural Information Processing Systems 2020, NeurIPS 2020, December 6-12, 2020, virtual* (pp. 1–75). URL: <https://proceedings.neurips.cc/paper/2020/hash/1457c0d6bfcb4967418bfb8ac142f64a-Abstract.html>.
- Bueff, A. C., Cytrynski, M., Calabrese, R., Jones, M., Roberts, J., Moore, J., & Brown, I. (2022). Machine learning interpretability for a stress scenario generation in credit scoring based on counterfactuals. *Expert Syst. Appl.*, 202, 117271. URL: <https://doi.org/10.1016/j.eswa.2022.117271>. doi:10.1016/j.eswa.2022.117271.
- Chen, H., Xia, R., & Yu, J. (2021). Reinforced counterfactual data augmentation for dual sentiment classification. In M. Moens, X. Huang, L. Specia, & S. W. Yih (Eds.), *Proceedings of the 2021 Conference on Empirical Methods in Natural*

- Language Processing, EMNLP 2021, Virtual Event / Punta Cana, Dominican Republic, 7-11 November, 2021* (pp. 269–278). Association for Computational Linguistics. URL: <https://doi.org/10.18653/v1/2021.emnlp-main.24>. doi:10.18653/v1/2021.emnlp-main.24.
- Chen, Z., Gao, Q., Bosselut, A., Sabharwal, A., & Richardson, K. (2023). DISCO: distilling counterfactuals with large language models. In A. Rogers, J. L. Boyd-Graber, & N. Okazaki (Eds.), *Proceedings of the 61st Annual Meeting of the Association for Computational Linguistics (Volume 1: Long Papers), ACL 2023, Toronto, Canada, July 9-14, 2023* (pp. 5514–5528). Association for Computational Linguistics. URL: <https://doi.org/10.18653/v1/2023.acl-long.302>. doi:10.18653/v1/2023.acl-long.302.
- Devlin, J., Chang, M., Lee, K., & Toutanova, K. (2019). BERT: pre-training of deep bidirectional transformers for language understanding. In J. Burstein, C. Doran, & T. Solorio (Eds.), *Proceedings of the 2019 Conference of the North American Chapter of the Association for Computational Linguistics: Human Language Technologies, NAACL-HLT 2019, Minneapolis, MN, USA, June 2-7, 2019, Volume 1 (Long and Short Papers)* (pp. 4171–4186). Association for Computational Linguistics. URL: <https://doi.org/10.18653/v1/n19-1423>. doi:10.18653/v1/n19-1423.
- Du, C., Chen, Z., Feng, F., Zhu, L., Gan, T., & Nie, L. (2019). Explicit interaction model towards text classification. In *The Thirty-Third AAAI Conference on Artificial Intelligence, AAAI 2019, The Thirty-First Innovative Applications of Artificial Intelligence Conference, IAAI 2019, The Ninth AAAI Symposium on Educational Advances in Artificial Intelligence, EAAI 2019, Honolulu, Hawaii, USA, January 27 - February 1, 2019* (pp. 6359–6366). AAAI Press. URL: <https://doi.org/10.1609/aaai.v33i01.33016359>. doi:10.1609/aaai.v33i01.33016359.
- Feder, A., Oved, N., Shalit, U., & Reichart, R. (2021). Causalm: Causal model explanation through counterfactual language models. *Comput. Linguistics*, 47, 333–386. URL: [https://doi.org/10.1162/coli\\_a\\_00404](https://doi.org/10.1162/coli_a_00404). doi:10.1162/coli\_a\_00404.

- Fellbaum, C. D. (2000). Wordnet : an electronic lexical database. *Language*, .
- Feng, Z., Zhou, H., Zhu, Z., & Mao, K. (2022). Tailored text augmentation for sentiment analysis. *Expert Syst. Appl.*, *205*, 117605. URL: <https://doi.org/10.1016/j.eswa.2022.117605>. doi:10.1016/j.eswa.2022.117605.
- Fisher, R. A. (1936). The use of multiple measurements in taxonomic problems. *Annals of Human Genetics*, .
- Gordon, D. F., & desJardins, M. (1995). Evaluation and selection of biases in machine learning. *Mach. Learn.*, *20*, 5–22. URL: <https://doi.org/10.1007/BF00993472>. doi:10.1007/BF00993472.
- Gretton, A., Borgwardt, K. M., Rasch, M. J., Schölkopf, B., & Smola, A. J. (2012). A kernel two-sample test. *J. Mach. Learn. Res.*, *13*, 723–773. URL: <https://dl.acm.org/doi/10.5555/2503308.2188410>. doi:10.5555/2503308.2188410.
- Haralabopoulos, G., Torres, M. T., Anagnostopoulos, I., & McAuley, D. (2021). Text data augmentations: Permutation, antonyms and negation. *Expert Syst. Appl.*, *177*, 114769. URL: <https://doi.org/10.1016/j.eswa.2021.114769>. doi:10.1016/j.eswa.2021.114769.
- Hochreiter, S., & Schmidhuber, J. (1997). Long short-term memory. *Neural Comput.*, *9*, 1735–1780. URL: <https://doi.org/10.1162/neco.1997.9.8.1735>. doi:10.1162/neco.1997.9.8.1735.
- Huang, W., Liu, H., & Bowman, S. R. (2020). Counterfactually-augmented SNLI training data does not yield better generalization than unaugmented data. In A. Rogers, J. Sedoc, & A. Rumshisky (Eds.), *Proceedings of the First Workshop on Insights from Negative Results in NLP, Insights 2020, Online, November 19, 2020* (pp. 82–87). Association for Computational Linguistics. URL: <https://doi.org/10.18653/v1/2020.insights-1.13>. doi:10.18653/v1/2020.insights-1.13.
- Ilse, M., Tomczak, J. M., Louizos, C., & Welling, M. (2020). DIVA: domain invariant variational autoencoders. In T. Arbel, I. B. Ayed, M. de Bruijne, M. Descoteaux,

- H. Lombaert, & C. Pal (Eds.), *International Conference on Medical Imaging with Deep Learning, MIDL 2020, 6-8 July 2020, Montréal, QC, Canada* (pp. 322–348). PMLR volume 121 of *Proceedings of Machine Learning Research*. URL: <http://proceedings.mlr.press/v121/ilse20a.html>.
- Joshi, N., & He, H. (2022). An investigation of the (in)effectiveness of counterfactually augmented data. In S. Muresan, P. Nakov, & A. Villavicencio (Eds.), *Proceedings of the 60th Annual Meeting of the Association for Computational Linguistics (Volume 1: Long Papers), ACL 2022, Dublin, Ireland, May 22-27, 2022* (pp. 3668–3681). Association for Computational Linguistics. URL: <https://doi.org/10.18653/v1/2022.acl-long.256>. doi:10.18653/v1/2022.acl-long.256.
- Karimi, A., Rossi, L., & Prati, A. (2021). AEDA: an easier data augmentation technique for text classification. In M. Moens, X. Huang, L. Specia, & S. W. Yih (Eds.), *Findings of the Association for Computational Linguistics: EMNLP 2021, Virtual Event / Punta Cana, Dominican Republic, 16-20 November, 2021* (pp. 2748–2754). Association for Computational Linguistics. URL: <https://doi.org/10.18653/v1/2021.findings-emnlp.234>. doi:10.18653/v1/2021.findings-emnlp.234.
- Kaushik, D., Hovy, E. H., & Lipton, Z. C. (2020). Learning the difference that makes a difference with counterfactually-augmented data. In *8th International Conference on Learning Representations, ICLR 2020, Addis Ababa, Ethiopia, April 26-30, 2020* (pp. 1–17). OpenReview.net. URL: <https://openreview.net/forum?id=Sk1gs0NFvr>.
- Khashabi, D., Khot, T., & Sabharwal, A. (2020). More bang for your buck: Natural perturbation for robust question answering. In B. Webber, T. Cohn, Y. He, & Y. Liu (Eds.), *Proceedings of the 2020 Conference on Empirical Methods in Natural Language Processing, EMNLP 2020, Online, November 16-20, 2020* (pp. 163–170). Association for Computational Linguistics. URL: <https://doi.org/10.18653/v1/2020.emnlp-main.12>. doi:10.18653/v1/2020.emnlp-main.12.
- Khosla, A., Zhou, T., Malisiewicz, T., Efros, A. A., & Torralba, A. (2012). Undoing

- the damage of dataset bias. In A. W. Fitzgibbon, S. Lazebnik, P. Perona, Y. Sato, & C. Schmid (Eds.), *Computer Vision - ECCV 2012 - 12th European Conference on Computer Vision, Florence, Italy, October 7-13, 2012, Proceedings, Part I* (pp. 158–171). Springer volume 7572 of *Lecture Notes in Computer Science*. URL: [https://doi.org/10.1007/978-3-642-33718-5\\_12](https://doi.org/10.1007/978-3-642-33718-5_12). doi:10.1007/978-3-642-33718-5\_12.
- Kohli, H. (2021). Transfer learning and augmentation for word sense disambiguation. In D. Hiemstra, M. Moens, J. Mothe, R. Perego, M. Potthast, & F. Sebastiani (Eds.), *Advances in Information Retrieval - 43rd European Conference on IR Research, ECIR 2021, Virtual Event, March 28 - April 1, 2021, Proceedings, Part II* (pp. 303–311). Springer volume 12657 of *Lecture Notes in Computer Science*. URL: [https://doi.org/10.1007/978-3-030-72240-1\\_29](https://doi.org/10.1007/978-3-030-72240-1_29). doi:10.1007/978-3-030-72240-1\_29.
- Liu, Y., Ott, M., Goyal, N., Du, J., Joshi, M., Chen, D., Levy, O., Lewis, M., Zettlemoyer, L., & Stoyanov, V. (2019). Roberta: A robustly optimized BERT pretraining approach. *CoRR, abs/1907.11692*. URL: <http://arxiv.org/abs/1907.11692>. arXiv:1907.11692.
- Lu, K., Mardziel, P., Wu, F., Amancharla, P., & Datta, A. (2020). Gender bias in neural natural language processing. In V. Nigam, T. B. Kirigin, C. L. Talcott, J. D. Guttman, S. L. Kuznetsov, B. T. Loo, & M. Okada (Eds.), *Logic, Language, and Security - Essays Dedicated to Andre Scedrov on the Occasion of His 65th Birthday* (pp. 189–202). Springer volume 12300 of *Lecture Notes in Computer Science*. URL: [https://doi.org/10.1007/978-3-030-62077-6\\_14](https://doi.org/10.1007/978-3-030-62077-6_14). doi:10.1007/978-3-030-62077-6\_14.
- Maas, A. L., Daly, R. E., Pham, P. T., Huang, D., Ng, A. Y., & Potts, C. (2011). Learning word vectors for sentiment analysis. In D. Lin, Y. Matsumoto, & R. Mihalcea (Eds.), *The 49th Annual Meeting of the Association for Computational Linguistics: Human Language Technologies, Proceedings of the Conference, 19-24 June, 2011, Portland,*

- Oregon, USA* (pp. 142–150). The Association for Computer Linguistics. URL: <https://aclanthology.org/P11-1015/>.
- McCoy, T., Pavlick, E., & Linzen, T. (2019). Right for the wrong reasons: Diagnosing syntactic heuristics in natural language inference. In A. Korhonen, D. R. Traum, & L. Màrquez (Eds.), *Proceedings of the 57th Conference of the Association for Computational Linguistics, ACL 2019, Florence, Italy, July 28- August 2, 2019, Volume 1: Long Papers* (pp. 3428–3448). Association for Computational Linguistics. URL: <https://doi.org/10.18653/v1/p19-1334>. doi:10.18653/v1/p19-1334.
- Mitchell, T. M. (2007). The need for biases in learning generalizations. *Department of Computer Science, Laboratory for Computer Science Research, Rutgers Univ., .*
- Nagarajan, V., Andreassen, A., & Neyshabur, B. (2021). Understanding the failure modes of out-of-distribution generalization. In *9th International Conference on Learning Representations, ICLR 2021, Virtual Event, Austria, May 3-7, 2021* (pp. 1–34). OpenReview.net. URL: [https://openreview.net/forum?id=fSTD6NFIW\\_b](https://openreview.net/forum?id=fSTD6NFIW_b).
- Ng, N., Cho, K., & Ghassemi, M. (2020). SSMBA: self-supervised manifold based data augmentation for improving out-of-domain robustness. In B. Webber, T. Cohn, Y. He, & Y. Liu (Eds.), *Proceedings of the 2020 Conference on Empirical Methods in Natural Language Processing, EMNLP 2020, Online, November 16-20, 2020* (pp. 1268–1283). Association for Computational Linguistics. URL: <https://doi.org/10.18653/v1/2020.emnlp-main.97>. doi:10.18653/v1/2020.emnlp-main.97.
- Ni, J., Li, J., & McAuley, J. J. (2019). Justifying recommendations using distantly-labeled reviews and fine-grained aspects. In K. Inui, J. Jiang, V. Ng, & X. Wan (Eds.), *Proceedings of the 2019 Conference on Empirical Methods in Natural Language Processing and the 9th International Joint Conference on Natural Language Processing, EMNLP-IJCNLP 2019, Hong Kong, China, November 3-7,*

- 2019 (pp. 188–197). Association for Computational Linguistics. URL: <https://doi.org/10.18653/v1/D19-1018>. doi:10.18653/v1/D19-1018.
- Ntoutsi, E., Fafalios, P., Gadiraju, U., Iosifidis, V., Nejd, W., Vidal, M., Ruggieri, S., Turini, F., Papadopoulos, S., Krasanakis, E., Kompatsiaris, I., Kinder-Kurlanda, K., Wagner, C., Karimi, F., Fernández, M., Alani, H., Berendt, B., Kruegel, T., Heinze, C., Broelemann, K., Kasneci, G., Tiropanis, T., & Staab, S. (2020). Bias in data-driven artificial intelligence systems - an introductory survey. *WIREs Data Mining Knowl. Discov.*, *10*. URL: <https://doi.org/10.1002/widm.1356>. doi:10.1002/widm.1356.
- Ouyang, L., Wu, J., Jiang, X., Almeida, D., Wainwright, C. L., Mishkin, P., Zhang, C., Agarwal, S., Slama, K., Ray, A., Schulman, J., Hilton, J., Kelton, F., Miller, L., Simens, M., Askell, A., Welinder, P., Christiano, P. F., Leike, J., & Lowe, R. (2022). Training language models to follow instructions with human feedback. *CoRR*, *abs/2203.02155*. URL: <https://doi.org/10.48550/arXiv.2203.02155>. doi:10.48550/arXiv.2203.02155. arXiv:2203.02155.
- Park, K., Hong, J. S., & Kim, W. (2020). A methodology combining cosine similarity with classifier for text classification. *Appl. Artif. Intell.*, *34*, 396–411. URL: <https://doi.org/10.1080/08839514.2020.1723868>. doi:10.1080/08839514.2020.1723868.
- Pearl, J. (2009). Causal inference in statistics: An overview. *Statistics Surveys*, *3*, 96–146.
- Piratla, V., Netrapalli, P., & Sarawagi, S. (2020). Efficient domain generalization via common-specific low-rank decomposition. In *Proceedings of the 37th International Conference on Machine Learning, ICML 2020, 13-18 July 2020, Virtual Event* (pp. 7728–7738). PMLR volume 119 of *Proceedings of Machine Learning Research*. URL: <http://proceedings.mlr.press/v119/piratla20a.html>.
- Quionero-Candela, J., Sugiyama, M., Schwaighofer, A., & Lawrence, N. D. (2009). *Dataset Shift in Machine Learning*. Mit Press.

- Rosenfeld, E., Ravikumar, P. K., & Risteski, A. (2021). The risks of invariant risk minimization. In *9th International Conference on Learning Representations, ICLR 2021, Virtual Event, Austria, May 3-7, 2021* (pp. 1–27). OpenReview.net. URL: <https://openreview.net/forum?id=BbNIbVPJ-42>.
- Sen, I., Samory, M., Wagner, C., & Augenstein, I. (2022). Counterfactually augmented data and unintended bias: The case of sexism and hate speech detection. In M. Carpuat, M. de Marneffe, & I. V. M. Ruíz (Eds.), *Proceedings of the 2022 Conference of the North American Chapter of the Association for Computational Linguistics: Human Language Technologies, NAACL 2022, Seattle, WA, United States, July 10-15, 2022* (pp. 4716–4726). Association for Computational Linguistics. URL: <https://doi.org/10.18653/v1/2022.naacl-main.347>. doi:10.18653/v1/2022.naacl-main.347.
- Shah, H., Tamuly, K., Raghunathan, A., Jain, P., & Netrapalli, P. (2020). The pitfalls of simplicity bias in neural networks. In H. Larochelle, M. Ranzato, R. Hadsell, M. Balcan, & H. Lin (Eds.), *Advances in Neural Information Processing Systems* (pp. 9573–9585). Curran Associates, Inc. volume 33. URL: <https://proceedings.neurips.cc/paper/2020/file/6cfe0e6127fa25df2a0ef2ae1067d915-Paper.pdf>.
- Shen, Z., Liu, J., He, Y., Zhang, X., Xu, R., Yu, H., & Cui, P. (2021). Towards out-of-distribution generalization: A survey. *CoRR, abs/2108.13624*. URL: <https://arxiv.org/abs/2108.13624>. arXiv:2108.13624.
- Shorten, C., Khoshgoftaar, T. M., & Furht, B. (2021). Text data augmentation for deep learning. *J. Big Data*, 8, 101. URL: <https://doi.org/10.1186/s40537-021-00492-0>. doi:10.1186/s40537-021-00492-0.
- Socher, R., Perelygin, A., Wu, J., Chuang, J., Manning, C. D., Ng, A. Y., & Potts, C. (2013). Recursive deep models for semantic compositionality over a sentiment treebank. In *Proceedings of the 2013 Conference on Empirical Methods in Natural Language Processing, EMNLP 2013, 18-21 October 2013, Grand Hyatt Seattle*,



- Seattle, Washington, USA, A meeting of SIGDAT, a Special Interest Group of the ACL* (pp. 1631–1642). ACL. URL: <https://aclanthology.org/D13-1170/>.
- Teney, D., Abbasnejad, E., & van den Hengel, A. (2020). Learning what makes a difference from counterfactual examples and gradient supervision. In A. Vedaldi, H. Bischof, T. Brox, & J. Frahm (Eds.), *Computer Vision - ECCV 2020 - 16th European Conference, Glasgow, UK, August 23-28, 2020, Proceedings, Part X* (pp. 580–599). Springer volume 12355 of *Lecture Notes in Computer Science*. URL: [https://doi.org/10.1007/978-3-030-58607-2\\_34](https://doi.org/10.1007/978-3-030-58607-2_34). doi:10.1007/978-3-030-58607-2\_34.
- Tong, N., Tang, Y., Chen, B., & Xiong, L. (2021). Representation learning using attention network and CNN for heterogeneous networks. *Expert Syst. Appl.*, *185*, 115628. URL: <https://doi.org/10.1016/j.eswa.2021.115628>. doi:10.1016/j.eswa.2021.115628.
- Torralba, A., & Efros, A. A. (2011). Unbiased look at dataset bias. In *The 24th IEEE Conference on Computer Vision and Pattern Recognition, CVPR 2011, Colorado Springs, CO, USA, 20-25 June 2011* (pp. 1521–1528). IEEE Computer Society. URL: <https://doi.org/10.1109/CVPR.2011.5995347>. doi:10.1109/CVPR.2011.5995347.
- Vapnik, V. (1991). Principles of risk minimization for learning theory. In J. E. Moody, S. J. Hanson, & R. Lippmann (Eds.), *Advances in Neural Information Processing Systems 4, [NIPS Conference, Denver, Colorado, USA, December 2-5, 1991]* (pp. 831–838). Morgan Kaufmann. URL: <http://papers.nips.cc/paper/506-principles-of-risk-minimization-for-learning-theory>.
- Vapnik, V. (1999). An overview of statistical learning theory. *IEEE Trans. Neural Networks*, *10*, 988–999. URL: <https://doi.org/10.1109/72.788640>. doi:10.1109/72.788640.
- Wang, J., Chen, Y., Feng, W., Yu, H., Huang, M., & Yang, Q. (2020). Transfer learning with dynamic distribution adaptation. *ACM Trans. Intell. Syst. Technol.*, *11*, 6:1–6:25. URL: <https://doi.org/10.1145/3360309>. doi:10.1145/3360309.

- Wang, J., Lan, C., Liu, C., Ouyang, Y., & Qin, T. (2021). Generalizing to unseen domains: A survey on domain generalization. In Z. Zhou (Ed.), *Proceedings of the Thirtieth International Joint Conference on Artificial Intelligence, IJCAI 2021, Virtual Event / Montreal, Canada, 19-27 August 2021* (pp. 4627–4635). ijcai.org. URL: <https://doi.org/10.24963/ijcai.2021/628>. doi:10.24963/ijcai.2021/628.
- Wang, Z., & Culotta, A. (2020). Identifying spurious correlations for robust text classification. In T. Cohn, Y. He, & Y. Liu (Eds.), *Findings of the Association for Computational Linguistics: EMNLP 2020, Online Event, 16-20 November 2020* (pp. 3431–3440). Association for Computational Linguistics volume EMNLP 2020 of *Findings of ACL*. URL: <https://doi.org/10.18653/v1/2020.findings-emnlp.308>. doi:10.18653/v1/2020.findings-emnlp.308.
- Wang, Z., & Culotta, A. (2021). Robustness to spurious correlations in text classification via automatically generated counterfactuals. In *Thirty-Fifth AAAI Conference on Artificial Intelligence, AAAI 2021, Thirty-Third Conference on Innovative Applications of Artificial Intelligence, IAAI 2021, The Eleventh Symposium on Educational Advances in Artificial Intelligence, EAAI 2021, Virtual Event, February 2-9, 2021* (pp. 14024–14031). AAAI Press. URL: <https://ojs.aaai.org/index.php/AAAI/article/view/17651>.
- Wei, J. W., & Zou, K. (2019). EDA: easy data augmentation techniques for boosting performance on text classification tasks. In K. Inui, J. Jiang, V. Ng, & X. Wan (Eds.), *Proceedings of the 2019 Conference on Empirical Methods in Natural Language Processing and the 9th International Joint Conference on Natural Language Processing, EMNLP-IJCNLP 2019, Hong Kong, China, November 3-7, 2019* (pp. 6381–6387). Association for Computational Linguistics. URL: <https://doi.org/10.18653/v1/D19-1670>. doi:10.18653/v1/D19-1670.
- Wiles, O., Goyal, S., Stimberg, F., Rebuffi, S., Ktena, I., Dvijotham, K., & Cemgil, A. T. (2022). A fine-grained analysis on distribution shift. In *The Tenth International*

*Conference on Learning Representations, ICLR 2022, Virtual Event, April 25-29, 2022* (pp. 1–15). OpenReview.net. URL: <https://openreview.net/forum?id=D14LetuLdyK>.

Williams, A., Nangia, N., & Bowman, S. R. (2018). A broad-coverage challenge corpus for sentence understanding through inference. In M. A. Walker, H. Ji, & A. Stent (Eds.), *Proceedings of the 2018 Conference of the North American Chapter of the Association for Computational Linguistics: Human Language Technologies, NAACL-HLT 2018, New Orleans, Louisiana, USA, June 1-6, 2018, Volume 1 (Long Papers)* (pp. 1112–1122). Association for Computational Linguistics. URL: <https://doi.org/10.18653/v1/n18-1101>. doi:10.18653/v1/n18-1101.

Wolf, T., Debut, L., Sanh, V., Chaumond, J., Delangue, C., Moi, A., Cistac, P., Rault, T., Louf, R., Funtowicz, M., & Brew, J. (2019). Huggingface’s transformers: State-of-the-art natural language processing. *CoRR*, *abs/1910.03771*. URL: <http://arxiv.org/abs/1910.03771>. arXiv:1910.03771.

Yang, L., Li, J., Cunningham, P., Zhang, Y., Smyth, B., & Dong, R. (2021). Exploring the efficacy of automatically generated counterfactuals for sentiment analysis. In C. Zong, F. Xia, W. Li, & R. Navigli (Eds.), *Proceedings of the 59th Annual Meeting of the Association for Computational Linguistics and the 11th International Joint Conference on Natural Language Processing, ACL/IJCNLP 2021, (Volume 1: Long Papers), Virtual Event, August 1-6, 2021* (pp. 306–316). Association for Computational Linguistics. URL: <https://doi.org/10.18653/v1/2021.acl-long.26>. doi:10.18653/v1/2021.acl-long.26.

Yao, L., Chu, Z., Li, S., Li, Y., Gao, J., & Zhang, A. (2021). A survey on causal inference. *ACM Trans. Knowl. Discov. Data*, *15*, 74:1–74:46. URL: <https://doi.org/10.1145/3444944>. doi:10.1145/3444944.

Zhang, X., Zhao, J. J., & LeCun, Y. (2015). Character-level convolutional networks for text classification. In C. Cortes, N. D. Lawrence, D. D. Lee, M. Sugiyama, & R. Garnett (Eds.), *Advances in Neural Information Processing Systems 28: Annual Conference on Neural Information Processing*

*Systems 2015, December 7-12, 2015, Montreal, Quebec, Canada* (pp. 649–657). URL: <https://proceedings.neurips.cc/paper/2015/hash/250cf8b51c773f3f8dc8b4be867a9a02-Abstract.html>.

Zmigrod, R., Mielke, S. J., Wallach, H. M., & Cotterell, R. (2019). Counterfactual data augmentation for mitigating gender stereotypes in languages with rich morphology. In A. Korhonen, D. R. Traum, & L. Màrquez (Eds.), *Proceedings of the 57th Conference of the Association for Computational Linguistics, ACL 2019, Florence, Italy, July 28- August 2, 2019, Volume 1: Long Papers* (pp. 1651–1661). Association for Computational Linguistics. URL: <https://doi.org/10.18653/v1/p19-1161>. doi:10.18653/v1/p19-1161.