
AUGMENTING VISION-BASED HUMAN POSE ESTIMATION WITH ROTATION MATRIX

Milad Vazan

Department of Computer and Data Science, Faculty of Mathematical Science
Shahid Beheshti University
Tehran, Iran
m_vazan@sbu.ac.ir

Fatemeh Sadat Masoumi

Department of Computer Science, Faculty of Mathematics, Statistics, and Computer Science
University of Allameh Tabataba'i
Tehran, Iran
fatemeh_masoumi@atu.ac.ir

Ruizhi Ou

Department of Computer Science at College of Art and Sciences
Boston University
USA
ruizhiou@bu.edu

Reza Rawassizadeh

Department of Computer Science at Metropolitan College
Boston University
USA
rezar@bu.edu

ABSTRACT

Fitness applications are commonly used to monitor activities within the gym, but they often fail to automatically track indoor activities inside the gym. This study proposes a model that utilizes pose estimation combined with a novel data augmentation method, i.e., rotation matrix. We aim to enhance the classification accuracy of activity recognition based on pose estimation data. Through our experiments, we experiment with different classification algorithms along with image augmentation approaches. Our findings demonstrate that the SVM with SGD optimization, using data augmentation with the Rotation Matrix, yields the most accurate results, achieving a 96% accuracy rate in classifying five physical activities. Conversely, without implementing the data augmentation techniques, the baseline accuracy remains at a modest 64%.

Keywords Physical Activity Classification · Data Augmentation

1 INTRODUCTION

The Covid-19 pandemic has brought sudden changes to individuals and society's way of life. Lockdown measures have deeply impacted the fitness activities that were regularly practiced in gyms, outdoor spaces (Kaur et al. (2020)), under expert supervision. Thus, with the suspension and closure of fitness, people were compelled to exercise at home. However, the absence of a trainer and supervision of physical activity hindered this approach. Consequently, conventional training methods for maintaining health and fitness have been replaced by technology (Butola et al. (2020); Wang et al. (2021a)). Individuals attending the gym can use fitness trackers (either on their wrist or inside their smartphone) or indoor sensors as their training aid (Khan et al. (2020)). Nonetheless, if exercises are performed incorrectly, they can be ineffective and even dangerous (Chen and Yang (2020)).

Exercise mistakes often arise when users fail to maintain proper form or pose during their workouts. These mistakes can significantly increase the risk of injuries Chen and Yang (2020), Eivindsen and Kristensen (2020). To prevent such injuries, receiving guidance and coaching on the correct technique is crucial. Automatically tracking physical activities inside the gym, is an inexpensive technique to facilitate identifying mistakes. Besides, it can reduce the user's cognitive burden while exercising and automatizing the process of fitness data logging. This process can be implemented by an external camera in the user's proximity Wang et al. (2021a).

The use of technology to track and identify human activities is referred to as Human Activity Recognition (HAR). This data is acquired from various devices, such as cameras or wearable sensors Wang et al. (2021b), Hussain et al. (2019). In practice, HAR approaches can be broadly classified into two categories (Hussain et al. (2019); Tee et al. (2022); Ganesh et al. (2020); Dang et al. (2020)): **vision-based** and **sensor-based** methods. In the vision-based method, a camera, LiDAR, or similar sensor is placed in the user proximity to record the activity from the video stream (Li and Wang (2022)), eliminating the need for users to wear sensors Beddiar et al. (2020).

This research aims to focus on classifying physical activities collected by camera. However, the significant challenge associated with this task is the high requirement for a large and accurately labeled dataset for training. The process of manually collecting and labeling large amounts of data is resource-intensive and time-consuming. To address this challenge, we proposed a novel approach that utilizes only one sample from each activity.

. Since the camera captures data from a single source and users are positioned toward the camera, the absence of multiple samples creates an ambiguous view for the algorithm. This issue is highlighted when another layer of machine intelligence, such as pose estimation, is added on top of the raw video data. As a result, the HAR algorithm may struggle to detect the correct activity due to limited insight from different angles. To mitigate this issue, we introduce different camera perspectives on physical activities, which enhance the algorithm's efficiency. In particular, to enhance the pose information obtained from the video, we propose a data augmentation method based on the Rotation Matrix (Sun et al. (2020)). This approach helps to alleviate the ambiguity caused by differing camera perspectives.

In this study, we experimented with different pose estimation algorithms and identified BlazePose (Bazarevsky et al. (2020)) as the preferred model to accurately derive the crucial human body key points from every video. Explaining the details of our experiments for pose estimation algorithm

selection is not in the scope of this paper. After we apply our augmentation, we experiment with different machine learning models and report their accuracy.

The contribution of this research can be summarized as follows:

- We tackle the issue of time and labor-intensive data collecting and labeling by adopting a single sample per class approach.
- We propose a Rotation matrix as a data augmentation method to mitigate the challenges associated with variable camera perspectives.
- By comparing several classification algorithms, We identify SVM with SGD optimization (SVM-SGD) as the most efficient machine learning model for classifying five activities, achieving an impressive accuracy rate of 96%.

2 Literature Review

Since our approach uses pose estimation data collected by video from a third person’s view, and data augmentation in computer vision, we describe related work in each section separately. In particular, we review **Vision-based Human Pose Estimation**, **Vision-based workout analysis**, and **data augmentation approaches** used on pose data.

2.1 Vision-based Human Pose Estimation

Human Pose Estimation (HPE) is one of the applications of computer vision. It refers to a technique for obtaining the spatial coordinates of human joints on a person’s body in images or videos (Zhang et al. (2021); Amini et al. (2021)). HPE can assist in understanding and retrieving information about human activity (Mishra et al. (2022)). Human behavior understanding, violence detection, athletics activity analysis, and generating performance feedback are a few of the many areas in which it has immense applications (Liu et al. (2021); Eivindsen and Kristensen (2020)). Based on the dimensionality of the output, there are two types of human pose estimation: **2D pose estimation** (Cao et al. (2017); Eichner et al. (2012); Raaj et al. (2019); Varadarajan et al. (2018); Li et al. (2019a)) and **3D pose estimation** (Haque et al. (2016); Liu et al. (2019); Tu et al. (2020)). 2D pose estimation refers to predicting the key points appearing in the image. In 3D pose estimation, key points are arranged in three dimensions as an output (Dawange et al. (2021)). A major challenge of 3D pose estimation is the loss of depth information caused by occlusion and blur in the usual intensity images (Vosoughi and Amer (2018)).

From another perspective, Human pose estimation can be classified further according to the number of individuals in an image into **single-person human pose estimation** and **multi-person human pose estimation**. A single-person pose estimate describes the task of computing the human skeletal key points from an image or video frame (Groos et al. (2021)). On the other hand, a multi-person pose estimate includes estimating the key points of multiple individuals, in which the number of individuals is not known beforehand (Liu et al. (2022)). To estimate the poses of more than one individual, it is necessary to distinguish the poses of each person (Ou and Wu (2020)). However, recovering the absolute pose of a 3D object in camera-centered coordinates is challenging. The inherent depth ambiguity and occlusions present in cluttered scenes make it challenging for multiple instances to estimate their precise locations Wang et al. (2020).

The pose estimation process can be divided into two major approaches: **bottom-up** and **top-down** approaches (Jung et al. (2007); Li et al. (2021a); Azmi et al. (2020); Li et al. (2021b); Handa et al.

(2019); Wang and Liang (2022); Xu et al. (2021)). By fitting human body models to input images, bottom-up methods estimate all parts of the human body (Jung et al. (2007)Xu et al. (2021)). In other words, these methods detect body parts first and then assemble them into an object that looks like a human (Jiang (2012)). These methods generally operate in two steps (Kocabas et al. (2018); Zhao et al. (2020)): first, body joints are detected without knowing how many people are present or where they are located. Next, a person's postures are formed by grouping detected joints. By using the target detection algorithm to locate the human target contour, the top-down method is used to find the human key points in the body contour using the human bone key points detection algorithm (Li et al. (2021b)). These methods also operate in two steps (Hu and Lv (2022); Rodrigues et al. (2019); Zhao et al. (2020)): first, detecting the person, and in the next step, estimating their pose based on the cropped area.

As a result of the bottom-up approach, all of the key points are detected and grouped before human joints are assigned key points. In contrast, the top-bottom method operates in the opposite manner. It detects the human first and then predicts the person's key points (Parekh and Patel (2021)). Multi-person pose estimation generally exhibits better accuracy with top-down methods, while bottom-up methods are better at controlling inference time (Wang and Liang (2022)). In summary, the bottom-up pose estimation approaches make it difficult to merge estimations of human body parts. In contrast, the top-down approach has the disadvantage that the calculation cost increases as the number of people increases (Handa et al. (2019)).

2.2 Human Pose Data Augmentation

It is a common practice for computer vision applications to augment image datasets with synthetic data to gain better accuracy in a machine learning task (Shorten and Khoshgoftaar (2019)). Human pose estimation is another area for data augmentation, but the lack of diversity in existing human posture datasets restricts the generalization and, thus, augmentation methods.

PoseAug Gong et al. (2021) is an augmentation framework, which learns to augment available poses towards a greater variation in geometry aspect by using a differentiable procedure. In this approach, the estimation errors are taken as feedback, and more robust poses are generated. This improves the generalization, leading to an increase in estimation performance. This method has been applied to Human3.6M (H36m) (Ionescu et al. (2013a)), MPI-INF-3DHP (3DHP) (Mehta et al. (2017)), 3DPW (Von Marcard et al. (2018)), MPII (Andriluka et al. (2014)), and LSP Johnson and Everingham (2010) datasets. It improves the model performance with different amounts of training data on H36M and 3DHP, this types of improvement is useful where there is limited training data.

Yuan and Du (2021) designed a data augmentation approach that conducts pose network estimation and data augmentation simultaneously by applying a reward/penalty on a 3D HPE network to optimize it. Pre-trained information is used to create cross-distribution of variation. This approach gained higher performance in contrary to some state-of-the-art methods with both weakly (Rhodin et al. (2018b); Kocabas et al. (2019b); Pavllo et al. (2019b); Li et al. (2019c, 2020b)) and fully supervised (Yang et al. (2018); Zhao et al. (2019); Sharma et al. (2019); Moon et al. (2019)). Authors built an autoencoder that learns the given pose and generates new poses based on the same style. This generated pose is input to a generative adversarial network (GAN). Their method can generate new labeled data from small labeled data, and it was applied to the Human3.6M dataset (Ionescu et al. (2013b)). This 3D pose estimation method increases the neural networks' accuracy to 56% on the PCK0.2 dataset, and with regards to 2D pose estimation, it increases the accuracy to 69% on the PCK0.2 dataset.

Rogez and Schmid (2016) presented a synthesis method using Motion Capture (MoCap) data to augment a real-time 2D pose dataset. Their approach generates synthetic images by mixing annotated images, providing equivalent 3D pose annotations. Initially, the 3D poses are clustered into K classes, and then a CNN classifier with K classes is trained to predict pose class distributions given an individual's bounding box. The evaluation was conducted using the protocol introduced in (Yasin et al. (2016); Kostrikov and Gall (2014)), considering six subjects (S1, S5, S6, S7, S8, and S9). The protocol was tested under three conditions: (i) using synthetic data from H3.6M dataset, (ii) using real images of 190,000 poses, and (iii) using both synthetic and real images combined. Ultimately, the classifier achieved a performance of 97.2 (mm) error when trained on either synthetic or real datasets, and an 88.1 (mm) error when trained on both datasets together.

Li et al. (2020a) suggested an evolutionary framework improving the generalization of 2D-to-3D networks for human pose estimation. As Human 3.6M (H36M) dataset (Ionescu et al. (2013a)) was used, and the model's performance was evaluated by two protocols in Mean Per Joint Position Error (MPJPE) in millimeters. In the first protocol (P1), MPJPE is directly computed. In the second protocol (P2), the ground-truth 3D poses are aligned with the predictions using a rigid transformation before calculating the MPJPE. Another variant of the evaluation protocol, referred to as $p1^*$, incorporates ground truth 2D key points as inputs and eliminates the impact of the initial stage model. Furthermore, MPI-INF-3DHP (Mehta et al. (2017)) was applied as a benchmark to evaluate the proposed model's generalization in unseen environments. MPJPE method in comparison with weakly-supervised (Rhodin et al. (2018a); Kocabas et al. (2019a); Pavllo et al. (2019a); Li et al. (2019c)) and fully-supervised approaches (Martinez et al. (2017); Yang et al. (2018); Zhao et al. (2019); Rhodin et al. (2018b); Sharma et al. (2019); Moon et al. (2019)), for all actions in H36M (Ionescu et al. (2013a)) gained the lowest error for P1, with 60.8 (mm) and 50.09(mm), and for $P1^*$, with 50.05 (mm) and 34.5 (mm), respectively. In terms of p2, the weakly-supervised method gained a 46.02 (mm) error, while the fully-supervised method gained 38.0 (mm), which was more than the achieved error by Yang et al. method (Yang et al. (2018)), with 37.7 (mm).

2.3 Vision-based workout analysis

Artificial Intelligence (AI) and Wearable technologies show a significant impact on sports tracking and coaching (Wang et al. (2021a)). Computer vision and Natural Language Processing (Rawasizadeh and Rong (2023)) play a particularly important role among these technologies. AI-enabled applications can effectively monitor and enhance physical exercises, providing valuable assistance to the end users. In the following, we list some examples of how machine learning benefits physical activity tracking.

Rishan et al. (2020) developed a real-time deep learning system capable of recognizing yoga poses performed by a user and providing visual guidance through a smartphone camera. Their system incorporates two modules: a pose estimator that employs OpenPose (Cao et al. (2019)) to identify 25 key points on the user's body, and a pose detector that uses a deep neural network model with a time-distributed CNN layer and a long short-term memory (LSTM) layer. The outputs of these layers are passed through a SoftMax function and transmitted to a dense layer. The chosen OpenPose model achieved an accuracy of 99.87% and 99.91% for the training and test datasets, respectively.

Yadav et al. (2019) have proposed a hybrid deep learning model for real-time yoga pose recognition using a standard RGB camera. This model includes a time-distributed CNN layer that extracts features from key points in each frame detected by OpenPose, followed by an LSTM layer for temporal prediction. The use of LSTM improves the model's robustness and reduces error by taking

the pattern of the last frame into account. The model outputs "No Asena" when the SoftMax value for the majority of the predictions in a series is less than the threshold value. After analyzing 45 frames, the model detects yoga poses with a frame-wise accuracy of 99.04% and an overall accuracy of 99.38%. In real-time testing with 12 individuals, the model achieved an accuracy of 98.92%.

In a study Militararu et al. (2020), a physical form correction framework that utilizes CNN to classify images of individuals performing fitness exercises as either correct, e.g., hips too low, or hips too high. Then, their framework provides live feedback to the user to correct their posture. A labeled dataset of 2400 images of two static fitness exercises was used to train their model. The CNN model achieved an impressive 99% accuracy in real-time.

Nagarkoti et al. (2019) developed a real-time indoor error detection system by analyzing the angle between limb pairs and providing corrective actions to the user. They utilized a CNN model on the COCO dataset Lin et al. (2014) to extract the coordinates of body parts. To compare the user’s performance with the trainer’s action using key-frame mapping, videos of the two individuals were recorded and synchronized using Dynamic Time Wrapping (DTW) Müller (2007). However, there is no information on the accuracy of this method is provided.

In another study Khurana et al. (2018), researchers presented a camera-based system that utilizes an end-to-end pipeline, to simultaneously detect, recognize, and track multiple individuals performing exercises. Their system can accurately segment exercises with an 84.6% accuracy rate, recognize five different exercise types with 93.6% accuracy, and count repetitions within an average error margin of ± 1.7 . However, this system may face two potential challenges: (1) Two different exercises may be clustered together in a single segment, and (2) One exercise may be clustered across two different segments.

Yu et al. (2021) proposed a system that performs three tasks: person’s pose estimation, exercise recognition, and repetition counting. In their study, the heatmaps matrices were found to be effective in identifying the movement and distribution of the body joints. The ResNet34-based network (He et al. (2015)) was used for exercise recognition and achieved 95.69% accuracy. This approach is designed for single-person detection and can estimate seven human poses.

Table 1 summarizes the previous works. Generally, the earlier studies aimed to tackle the following issues:

1. A significant portion of previous research on motion detection has concentrated on yoga movements (Rishan et al. (2020) Yadav et al. (2019)), which are relatively simpler to detect than more intricate fitness movements.
2. The number of their training samples has been large and, therefore, hard to generalize for different types of physical activities.

Table 1: summarizes the previous works

| Reference | Method | Data type | Type of Activity | Number of activities | Number of samples | Keypoints Detection | Accuracy |
|-------------------------|-----------------------|-----------|------------------|----------------------|-------------------|--|----------|
| Rishan et al. (2020) | CNN-LSTM | video | Yoga | 6 | 88 videos | OpenPose, MaskRCNN | 99.91% |
| Yadav et al. (2019) | CNN-LSTM | video | Yoga | 6 | 88 videos | OpenPose | 99.38% |
| Militaru et al. (2020) | CNN | image | Fitness | 2 | 2400 images | - | 99% |
| Nagarkoti et al. (2019) | DTW | video | Fitness | 2 | - | Realtime Multi-Person 2D Pose Estimation using Part Affinity Fields \Sun et al. (2020) | - |
| Khurana et al. (2018) | multilayer perceptron | video | Fitness | 5 | 412 videos | - | 93.6% |
| Yu et al. (2021) | ResNet34 | video | Fitness | 7 | 29187 videos | MSPN Li et al. (2019b) | 95.69% |

Augmenting Vision-based Human Pose Estimation with Rotation Matrix

Our research proposes a model by using SVM with a Stochastic Gradient Descent (SGD) optimizer. It can estimate five fitness activities. For keypoint detection, Blazepose Bazarevsky et al. (2020) is used, and the model achieves an accuracy of 96% with 30 videos as the sample. Our cost-effective approach minimizes labeling expenses by using a single sample per class and augmenting it with rotation matrix data. This resolves challenges with camera orientations and placement ambiguity. Consequently, the implementation of this methodology led to a substantial enhancement in the classifier’s performance, raising its result output from 64% to 96%.

In this study, we focus on complex fitness movements using only *one* training sample for each class and employ data augmentation techniques to enhance the accuracy.

3 Materials and Methods

3.1 Overview

Our method aims to employ computer Vision and classify physical activities. Figure 1 depicts the method’s workflow. After receiving each video and extracting the body’s key points through pose estimation, our data augmentation is performed on each video using a rotation matrix. Afterward, the data undergoes a feature reduction process before model training. This step aims to decrease the data’s complexity to a more manageable size, enhancing efficiency in the training process while preserving accuracy. A detailed introduction to each component will be presented in the subsequent sections.

3.2 Exercise Types and Data Collection

We considered five types of exercise: angled leg presses, Chin-ups, dumbbell lunges, hack squats, and squats. Our rationale for selecting these experts is to have a sample exercise for each body part. Then, to train the dataset, we collected one sample of each class from Youtube, Instagram or TikTok and checked with a reference video that is evaluated by the human. This ground truth video is also collected by human. For the test dataset, we manually collected and labeled videos for each class in the number that can be seen in Table 2.

Table 2: Details of the test dataset

| Class | angled leg presses | chin-ups | dumbbell lunges | hack squats | squats |
|-------------------|--------------------|----------|-----------------|-------------|--------|
| number of samples | 6 | 5 | 6 | 4 | 4 |

3.3 Pose Estimator and Create a dataset

We used BlazePose (Bazarevsky et al. (2020)), a pre-trained model for extracting the key points of the human body. BlazePose is a lightweight convolutional neural network architecture for mobile devices and can be sped up to super-real time on a mobile Graphic Processing Unit (GPU). The network identifies 33 key points of body parts of an individual. This body pose estimation neural network uses heatmaps and regression to coordinate key points. The design of this pipeline employs a detector-tracker setup, and it consists of a lightweight body pose detector followed by a pose tracker network. The tracker predicts the keypoint positions; if the tracker indicates that there is no person in the scene, the detector will be re-run on the next frame.

As mentioned earlier, the coordinates (x,y,z) of 33 skeleton key points can be calculated using this model. However, for this study, we did not need all these key points and used only 12. Selected key

Augmenting Vision-based Human Pose Estimation with Rotation Matrix

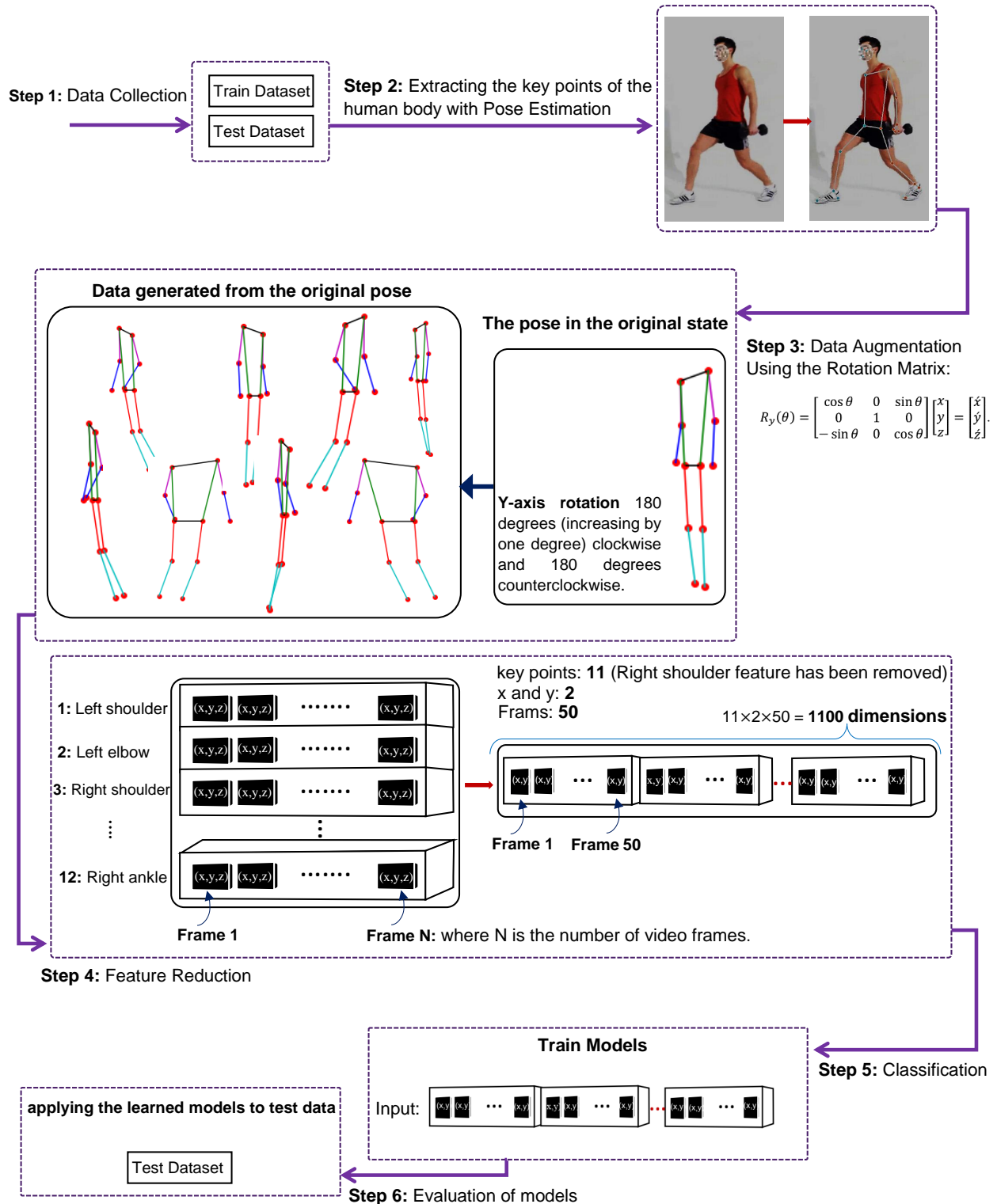


Figure 1: Workflow diagram of the proposed method

Augmenting Vision-based Human Pose Estimation with Rotation Matrix

points include: (1) left_shoulder, (2) right_shoulder, (3) left_elbow, (4) right_elbow, (5) left_wrist, (6) right_wrist, (7) left_hip, (8) right_hip, (9) left_knee, (10) right_knee, (11) left_ankle, and (12) right_ankle (See Figure 2).

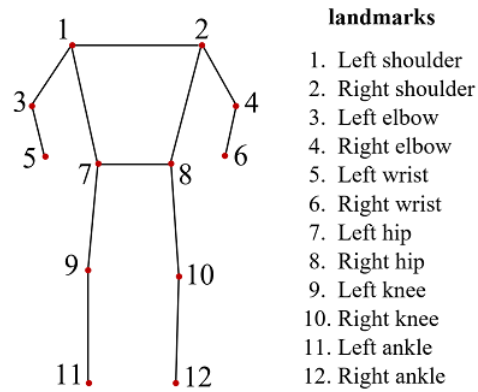


Figure 2: BlazePose landmarks

A BlazePose model is available in three variations: lite, full, and heavy. From lite to heavy, model accuracy increases, and inference speed decreases. We chose the heavy model because accuracy is important for our problem.

By running BlazePose in single-person pose estimation mode, we created data for each video frame containing 12 key points for the (x, y, z) axes. Since the data generation depends on each video frame, the generated data is time-series data in which the time is the number of frames per video (Figure 3).

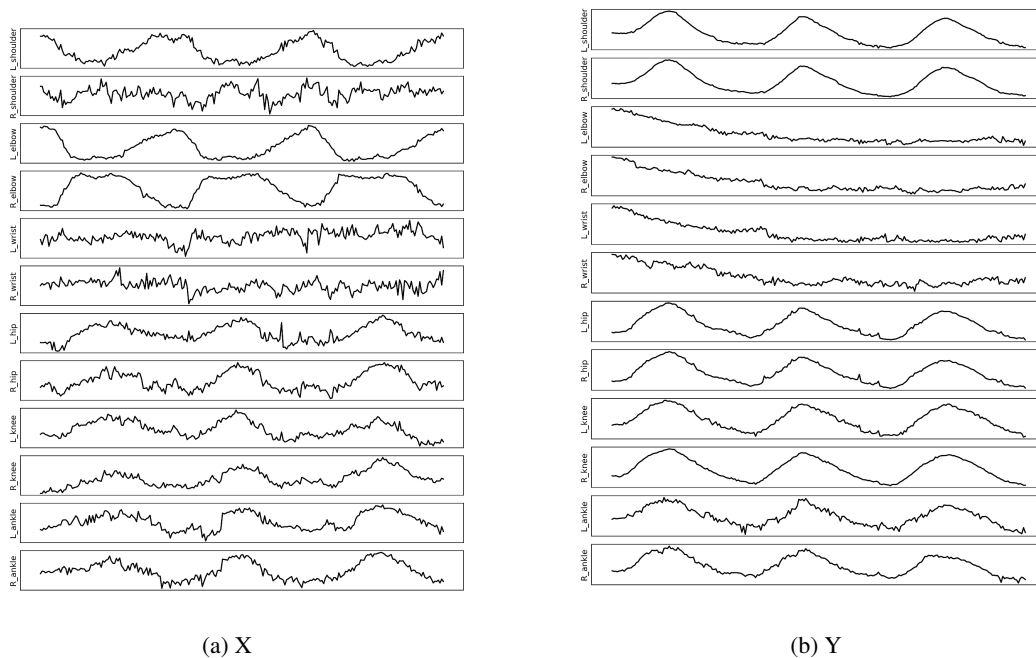


Figure 3: Time series made of physical activity chin-ups for axis (a) x and (b) y

3.4 Data Augmentation Using the Rotation Matrix

Since a person may be at different angles in front of the camera (See Figure 4), this can cause ambiguity in detecting movements. In this study, we overcome the ambiguity in the camera perspective by using data augmentation based on *Rotation Matrix*. By using the rotation matrix, different camera angles could be simulated, and this could help a classification algorithm to see different samples during its training time.



Figure 4: Different images of dumbbell lunge from different camera perspectives

Figure 5 presents a shape of the human body that has three degrees of freedom: Pitch, Roll, and Yaw. However, in this study, we only use the degree of Yaw freedom for data augmentation. We rotate the image around the y -Axis by computing the following equation:

$$R_y(\theta) = \begin{bmatrix} \cos\theta & 0 & \sin\theta \\ 0 & 1 & 0 \\ -\sin\theta & 0 & \cos\theta \end{bmatrix} \begin{bmatrix} x \\ y \\ z \end{bmatrix} = \begin{bmatrix} x' \\ y' \\ z' \end{bmatrix} \quad (1)$$

In this equation $R_y(\theta)$ represents a rotation matrix around the y -axis. It is a 3×3 matrix that describes the transformation of coordinates after rotating them by an angle θ around the y -axis. θ represents the angle of rotation around the y -axis. x , y , and z represent the original coordinates of a point in 3D space. x' , y' , and z' represent the transformed coordinates after applying the rotation matrix $R_y(\theta)$ to the original coordinates (x, y, z) .

To implement the data augmentation, we rotated y -Axis 180 degrees (increasing by one degree) clockwise and 180 degrees counterclockwise. Hence, in any view of the person in the proximity of the camera, we can have a different perspective in 360 degrees. This simple but effective data augmentation helps the algorithm identify and compare physical activities from different perspectives in front of the camera. Figure 6 is a representation of several different angles created for the 5 Physical Activities in the dataset.

Nevertheless, it should be noted that applying rotation could distort the body structure and real position of the body joints. Since many algorithm that benefits from pose estimation focus on

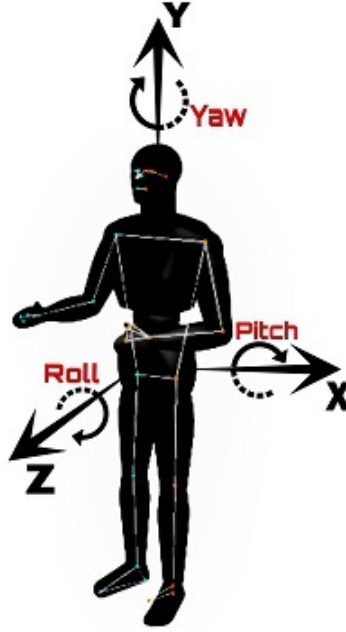


Figure 5: Pitch, Roll, and Yaw describe the three degrees of freedom in the human body.

identifying the movements and not exactly the position of joints, the distortion caused by rotation does not affect the accuracy of these algorithms. Therefore, we recommend tolerating this distortion for the sake of the data augmentation. Nevertheless, it should be noted that applying rotation could distort the body structure and real position of the body joints. Since many algorithms benefit from pose estimation and try to identify the movements and not exactly the position of joints, the distortion caused by rotation does not affect the accuracy of these algorithms. Therefore, we recommend tolerating this distortion for the sake of the data augmentation.

3.5 Data preprocessing and Feature Reduction

In our study, the joints that are extracted from each video frame by the pose estimation algorithm are considered a feature. We have reduced the number of features for two main reasons, which are described as follows:

First, since each frame has 12 joints in three dimensions (x , y , z), the number of features to build a model has too many dimensions. To reduce the number of features in the first step, the z -dimensions were removed.

A second reason is that because the person repeats a given exercise multiple times, each complete execution of the movement produces the same time series pattern. As a result, the type of movement can only be determined by having it repeated once on video. Hence, we limited the video frame count to 50. By limiting the number of frames, the number of redundant and repetitive features is reduced.

As a result, only the first 50 video frames of each of the extracted x and y dimensions were used. With 12 joints, each has x and y dimensions, by selecting the first 50 frames of each sample, a time series with a length (number of features) of 1200 was constructed.

Augmenting Vision-based Human Pose Estimation with Rotation Matrix

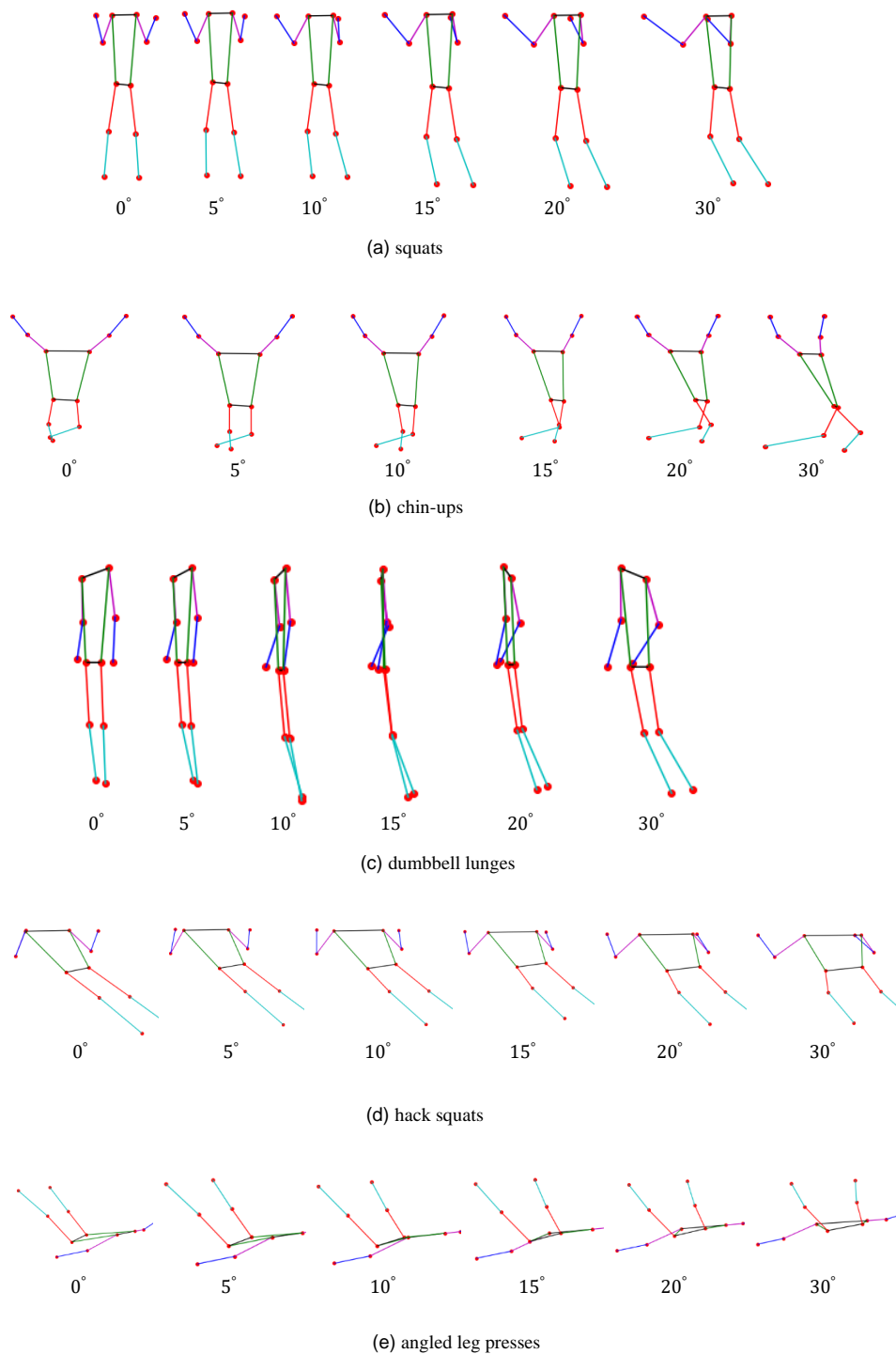


Figure 6: Representation of the y-axis rotation at different angles of a video frame for physical activity (a) squats, (b) chin-ups, (c) dumbbell lunges, (d) hack squats, and (e) angled leg presses. The zero angle represents the pose in the original state, and the angles 5, 10, 15, 20, and 30 are the data generated from it.

However, the results of the experiments have shown that by removing the right shoulder feature, the classification algorithm improves the accuracy for detecting the type of exercise detection (The experimental results can be seen in section 4.2). Therefore, we used only 11 joints, and as a result, the number of features was reduced from 1200 to 1100.

3.6 Evaluation Measures

An important aspect that should be considered after creating a machine-learning model is how to generalize the model to unseen data. It must be ensured that the model is efficient and the results of its predictions can be trusted. This will be achieved via evaluation. To evaluate our approach, we have used the following performance metrics: accuracy, precision, recall, and F1-score.

4 EXPERIMENTAL RESULTS

4.1 Comparison Between the Models

In the study, Logistic Regression, Gaussian Naive Bayes (GNB), Decision Tree, Support Vector Machine (SVM) with RBF kernel, K Nearest Neighbor (KNN), and Stochastic Gradient Descent on Support Vector Machine (SVM-SGD) were used for our experiments. Classifiers were implemented using the scikit-learn package of Python ¹.

Figures 7 to 12 show the confusion matrix of Logistic Regression, Gaussian Naive Bayes, Decision Tree, Support Vector Machines, K Nearest Neighbor (kNN), and SVM-SGD Classifier on no data augmentation and pose data augmentation. Table 3 shows the results of our experiments for different models based on the accuracy, precision, recall, and F1-score metrics. As presented in Table 3, the SVM-SGD classifier has obtained the best result in all metrics using the Pose estimation method with a score of 96%. Note the significant differences between augmented and not-augmented data in the quality of pose data classification. The SVM-SGD classifier, which is the top classifier, has 32% accuracy using the pose data augmentation without augmentation versus using augmentation. As the confusion matrix in Figure 12 presents, this classifier has not been able to classify only one sample using the Pose data Augmentation method correctly; it has also predicted correctly in other test samples.

Table 3: comparison of the models

| Classifier | Method | Accuracy | F1-score | Recall | Precision |
|----------------------|------------------------|-------------|-------------|-------------|-------------|
| Logistic Regression | No data Augmentation | 0.68 | 0.67 | 0.66 | 0.72 |
| | Pose data Augmentation | 0.92 | 0.91 | 0.92 | 0.93 |
| Gaussian Naive Bayes | No data Augmentation | 0.64 | 0.65 | 0.64 | 0.72 |
| | Pose data Augmentation | 0.68 | 0.67 | 0.67 | 0.72 |
| Decision Tree | No data Augmentation | 0.40 | 0.32 | 0.41 | 0.28 |
| | Pose data Augmentation | 0.48 | 0.45 | 0.50 | 0.45 |
| SVM | No data Augmentation | 0.64 | 0.65 | 0.64 | 0.72 |
| | Pose data Augmentation | 0.64 | 0.62 | 0.62 | 0.69 |
| KNN | No data Augmentation | 0.64 | 0.65 | 0.64 | 0.72 |
| | Pose data Augmentation | 0.80 | 0.79 | 0.79 | 0.83 |
| SVM-SGD | No data Augmentation | 0.64 | 0.56 | 0.61 | 0.54 |
| | Pose data Augmentation | 0.96 | 0.96 | 0.96 | 0.96 |

¹<https://scikit-learn.org>

Augmenting Vision-based Human Pose Estimation with Rotation Matrix

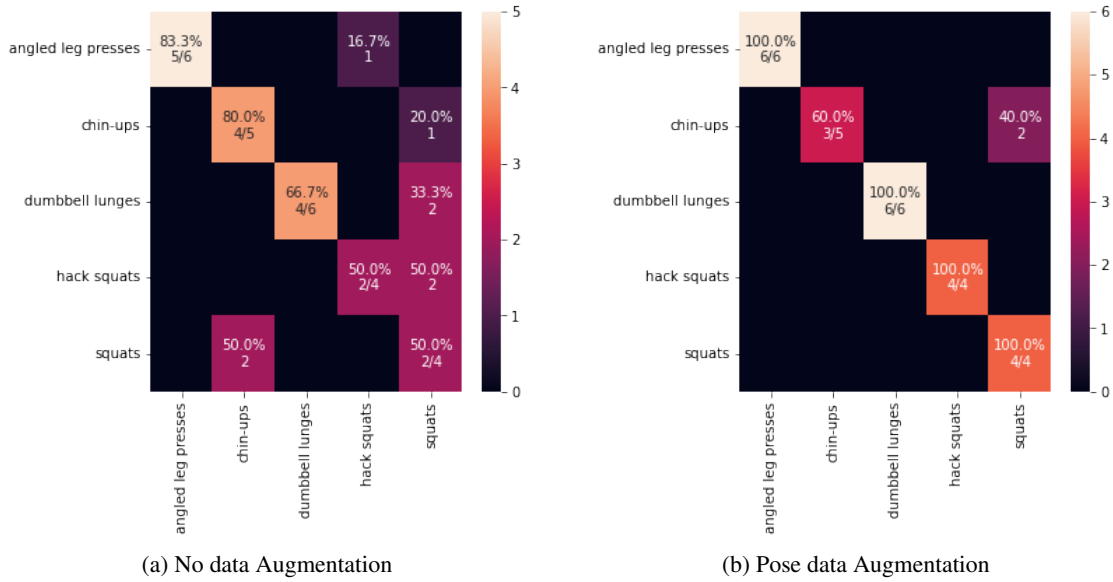


Figure 7: Confusion matrix of Logistic Regression

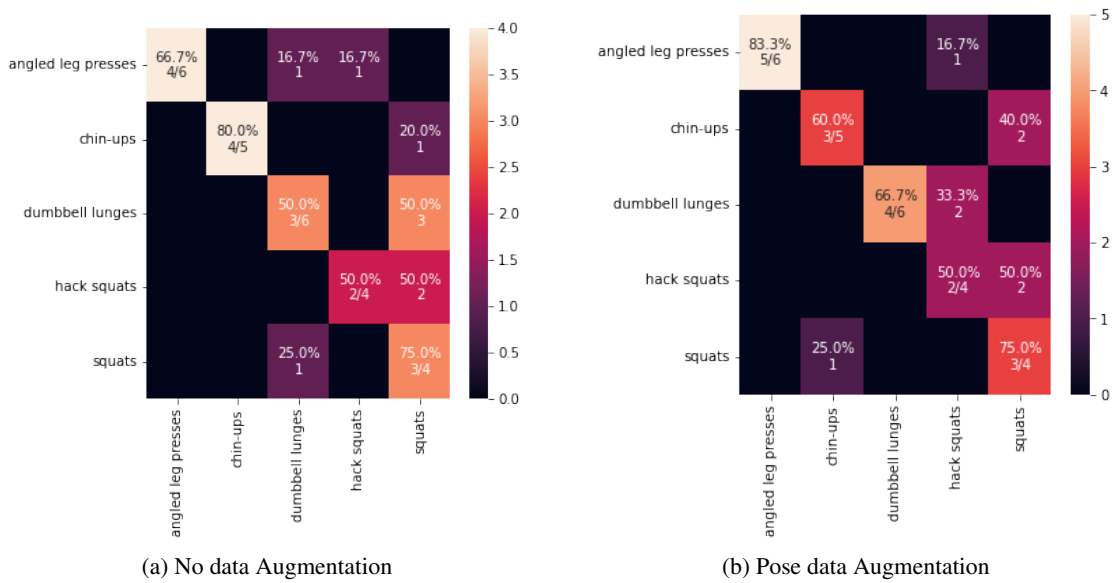


Figure 8: Confusion matrix of Gaussian Naive Bayes

Augmenting Vision-based Human Pose Estimation with Rotation Matrix

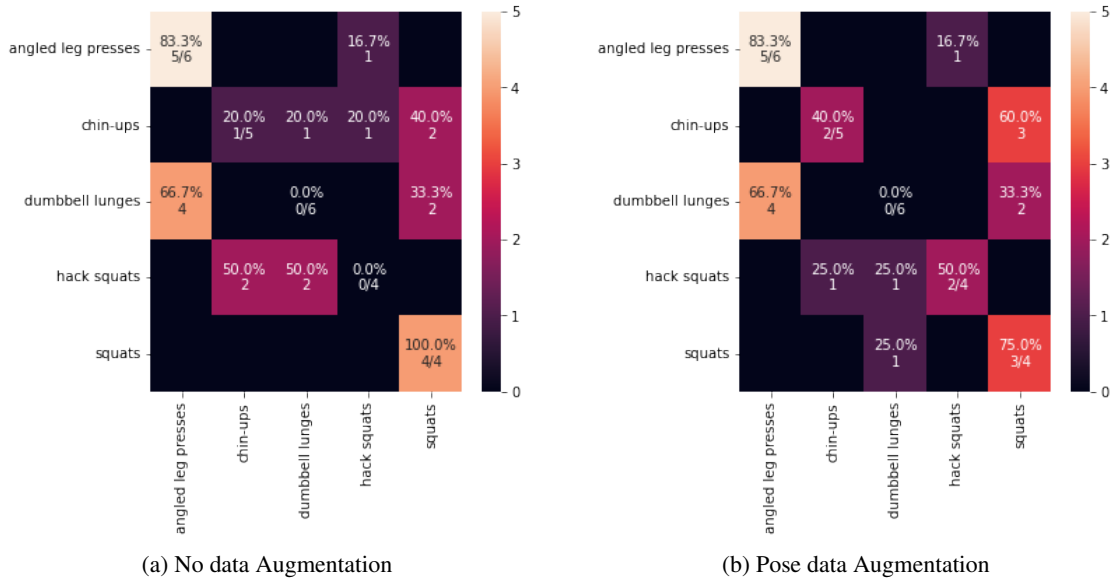


Figure 9: Confusion matrix of DecisionTree

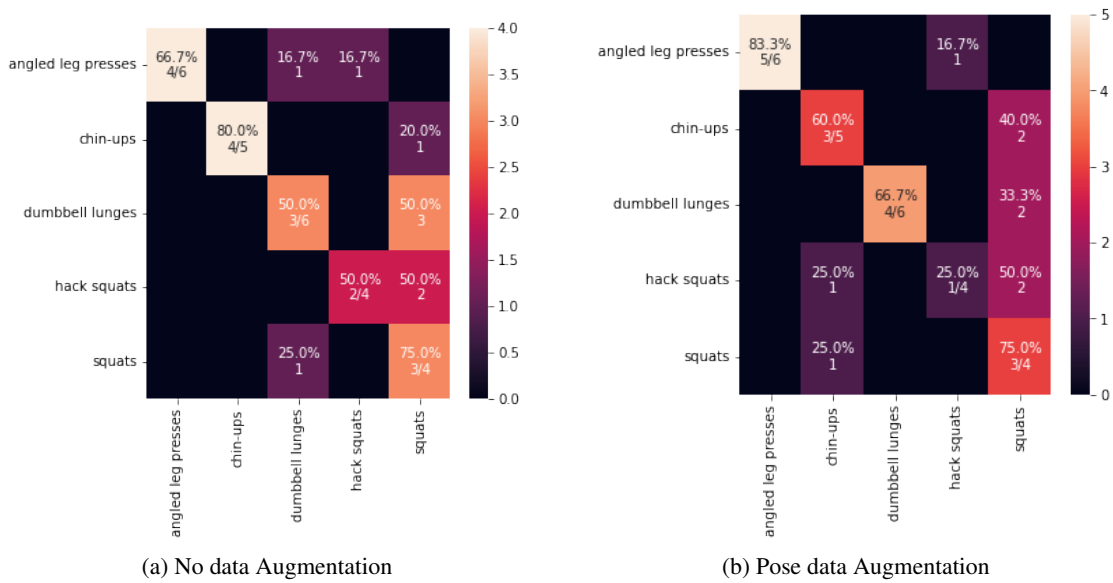


Figure 10: Confusion matrix of SVM

Augmenting Vision-based Human Pose Estimation with Rotation Matrix

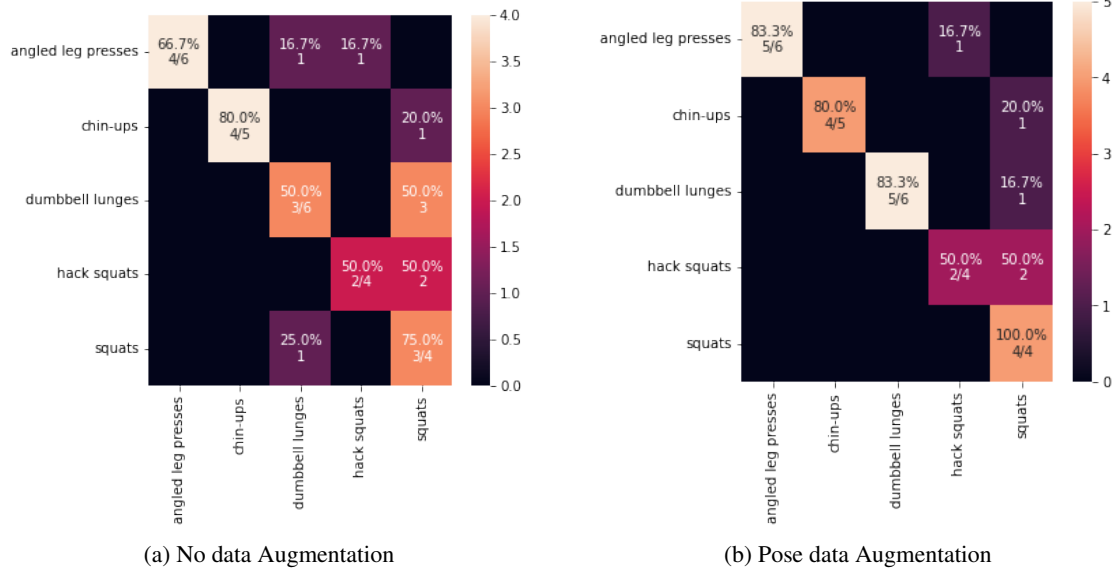


Figure 11: Confusion matrix of KNN

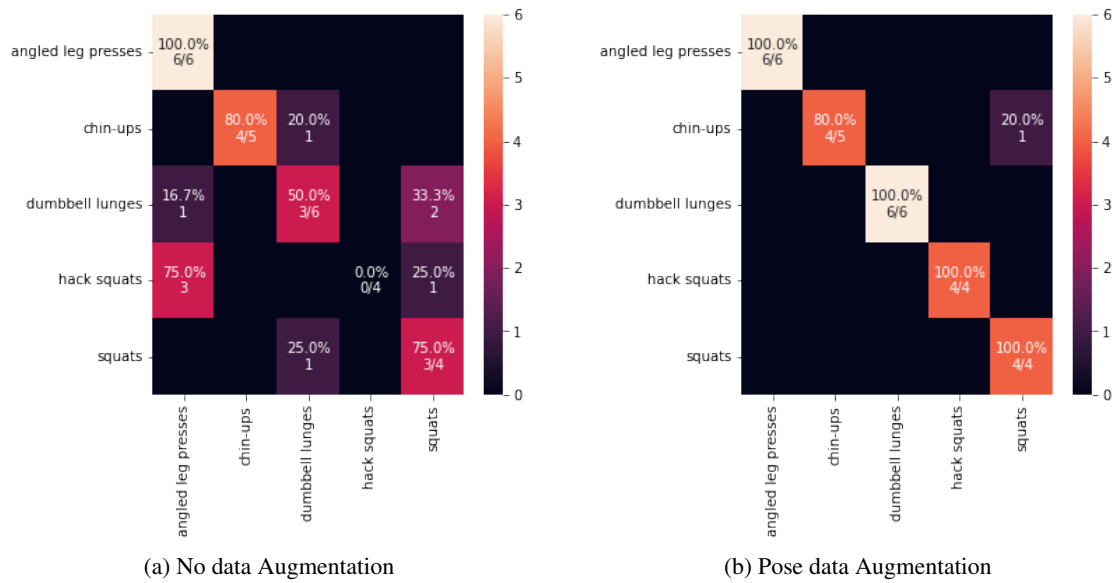


Figure 12: Confusion matrix of SVM-SGD

4.2 Key points impacts

Table 4 displays results obtained from listed algorithms, using different numbers of key points. It can be observed that the SVM_SGD algorithm yields the best result with 11 key points, specifically when the right shoulder key point is eliminated from the total of 12 key points. The removal of the right shoulder key point potentially improved the performance of the SVM_SGD algorithm by reducing noise or enhancing the discriminatory power of the remaining key points. This strategic adjustment improved the algorithm’s accuracy and effectiveness, as demonstrated in the results presented in Table 4.

Table 4: The results with different key points. "12" represents all key points, "11" represents the key points when the right shoulder is removed, "6 left" represents the key points on the left side of the body, and "6 right" represents the key points on the right side of the body.

| Classifier | Method | Accuracy | | | |
|----------------------|------------------------|--------------------------|-----------|---------------|----------------|
| | | The number of key points | | | |
| | | 12 | 11 | 6 left | 6 right |
| Logistic Regression | No data Augmentation | 68 | 68 | 64 | 60 |
| | Pose data Augmentation | 88 | 92 | 84 | 72 |
| Gaussian Naive Bayes | No data Augmentation | 68 | 64 | 60 | 48 |
| | Pose data Augmentation | 68 | 68 | 68 | 64 |
| Decision Tree | No data Augmentation | 48 | 40 | 52 | 32 |
| | Pose data Augmentation | 36 | 48 | 56 | 40 |
| SVM | No data Augmentation | 68 | 64 | 60 | 48 |
| | Pose data Augmentation | 64 | 64 | 72 | 56 |
| KNN | No data Augmentation | 68 | 64 | 60 | 48 |
| | Pose data Augmentation | 80 | 80 | 80 | 64 |
| SVM-SGD | No data Augmentation | 56 | 64 | 28 | 48 |
| | Pose data Augmentation | 76 | 96 | 72 | 64 |

4.3 Comparison with State-of-the-Art Models

Rishan et al. (2020) and Yadav et al. (2019), they have reached the accuracies of 99.91 and 99.38 respectively on the same data set. Although their dataset was trained and evaluated on a small number of samples, i.e. 80 videos, however, the movement recognition was focused on yoga movements and their recognition is easier compared to complex fitness movements. Militaru et al. (2020), it reached an accuracy of 99 on the Fitness dataset. However, this accuracy was obtained only in 2 classes. Nagarkoti et al. (2019), a system is presented that analyzes the angle between pairs of limbs to detect errors and provide the user with the correct function. However, authors did not specified the accuracy of their system for 2D motion and their system has only been tested for 2 moves.

Ou and Wu (2020) and Wang et al. (2020), the accuracies of 93.6 and 95.69 have been reached on the Fitness dataset, with the number of classes being 5 and 7, respectively. However, the number of video samples was very high. Our model has been able to reach an accuracy of 96 with far fewer videos in 5 classes.

5 CONCLUSIONS AND FUTURE WORK

In this study, we propose a data augmentation for pose data extraction. We use pose estimation to extract body points (jpits) from each input image by using the BlazePose estimation algorithm. To

overcome the ambiguity of the camera, we created 360 data for each instance of the training data using the Rotation Matrix. We created data 180 degrees clockwise and 180 degrees counterclockwise. Next, we developed and tested several different machine-learning models on a test dataset to evaluate the impact of data augmentation on the pose classification task. Experimental results showed that the Gradient Descent on the Support Vector Machines algorithm provides the best accuracy to classify data from human pose keypoints.

Although this model has a high ability to detect movements, On the other hand, this model is limited to a small number of movements. To overcome the existing limitation, future research endeavors should concentrate on collecting more extensive and diverse datasets that encompass a broader spectrum of motions. This dataset expansion will play a crucial role in improving the model's performance by exposing it to various movement patterns. Consequently, the model will be able to learn and classify movements more effectively, leading to enhanced accuracy. In addition to dataset expansion, future work should also explore the combination of multiple data augmentation techniques. The dataset can be further enriched by incorporating various augmentation methods, such as rotation, scaling, flipping, and noise addition. This augmentation process introduces additional variations in the data, enabling the model to generalize better and improve its classification accuracy.

To achieve optimal results, future research should consider the synergistic combination of both data augmentation techniques and dataset expansion. By expanding the dataset and employing diverse augmentation strategies, the model's accuracy can be significantly improved, allowing for the classification of a wider range of movements.

References

- A. Amini, H. Farazi, and S. Behnke. Real-time pose estimation from images for multiple humanoid robots. In *Robot World Cup*, pages 91–102. Springer, 2021.
- M. Andriluka, L. Pishchulin, P. Gehler, and B. Schiele. 2d human pose estimation: New benchmark and state of the art analysis. In *Proceedings of the IEEE Conference on computer Vision and Pattern Recognition*, pages 3686–3693, 2014.
- N. M. W. Azmi, I. F. Albakri, N. M. Suaib, M. S. M. Rahim, and H. Yu. 3d motion and skeleton construction from monocular video. In *Computational Science and Technology: 6th ICCST 2019, Kota Kinabalu, Malaysia, 29-30 August 2019*, pages 75–84. Springer, 2020.
- V. Bazarevsky, I. Grishchenko, K. Raveendran, T. Zhu, F. Zhang, and M. Grundmann. BlazePose: On-device real-time body pose tracking. *arXiv preprint arXiv:2006.10204*, 2020.
- D. R. Beddiar, B. Nini, M. Sabokrou, and A. Hadid. Vision-based human activity recognition: a survey. *Multimedia Tools and Applications*, 79(41-42):30509–30555, 2020.
- L. K. Butola, R. Ambad, N. Gusain, and A. Dhok. Indoor activities for physical fitness during lockdown. *Journal of critical reviews*, 7(10):542–545, 2020.
- Z. Cao, T. Simon, S.-E. Wei, and Y. Sheikh. Realtime multi-person 2d pose estimation using part affinity fields. In *Proceedings of the IEEE conference on computer vision and pattern recognition*, pages 7291–7299, 2017.
- Z. Cao, G. Hidalgo, T. Simon, S.-E. Wei, and Y. Sheikh. Openpose: Realtime multi-person 2d pose estimation using part affinity fields, 2019.

- S. Chen and R. R. Yang. Pose trainer: correcting exercise posture using pose estimation. *arXiv preprint arXiv:2006.11718*, 2020.
- L. M. Dang, K. Min, H. Wang, M. J. Piran, C. H. Lee, and H. Moon. Sensor-based and vision-based human activity recognition: A comprehensive survey. *Pattern Recognition*, 108:107561, 2020.
- S. S. Dawange, A. M. Chavan, A. C. Dusane, and H. P. Bhabad. workout analysis using mediapipe blazepose and machine learning. *International Journal of Engineering Development and Research (IJEDR)*, 9(12):294–297, 2021.
- M. Eichner, M. Marin-Jimenez, A. Zisserman, and V. Ferrari. 2d articulated human pose estimation and retrieval in (almost) unconstrained still images. *International journal of computer vision*, 99: 190–214, 2012.
- J. E. Eivindsen and B. Y. Kristensen. Human pose estimation assisted fitness technique evaluation system. Master’s thesis, NTNU, 2020.
- P. Ganesh, R. E. Idgahi, C. B. Venkatesh, A. R. Babu, and M. Kyrarini. Personalized system for human gym activity recognition using an rgb camera. In *Proceedings of the 13th ACM International Conference on PErvasive Technologies Related to Assistive Environments*, pages 1–7, 2020.
- K. Gong, J. Zhang, and J. Feng. Poseaug: A differentiable pose augmentation framework for 3d human pose estimation. In *Proceedings of the IEEE/CVF conference on computer vision and pattern recognition*, pages 8575–8584, 2021.
- D. Groos, H. Ramampiaro, and E. A. Ihlen. Efficientpose: Scalable single-person pose estimation. *Applied intelligence*, 51:2518–2533, 2021.
- H. Handa, S. Ando, T. Ichikawa, R. Yamamoto, and M. Otani. Development of privacy protection monitoring systems using skeleton models and their evaluation on the viewpoint of fuben-eki. In *Human-Computer Interaction. Recognition and Interaction Technologies: Thematic Area, HCI 2019, Held as Part of the 21st HCI International Conference, HCII 2019, Orlando, FL, USA, July 26–31, 2019, Proceedings, Part II 21*, pages 235–246. Springer, 2019.
- A. Haque, B. Peng, Z. Luo, A. Alahi, S. Yeung, and L. Fei-Fei. Towards viewpoint invariant 3d human pose estimation. In *Computer Vision—ECCV 2016: 14th European Conference, Amsterdam, The Netherlands, October 11–14, 2016, Proceedings, Part I 14*, pages 160–177. Springer, 2016.
- K. He, X. Zhang, S. Ren, and J. Sun. Deep residual learning for image recognition, 2015.
- Z. Hu and C. Lv. *Vision-Based Human Activity Recognition*. Springer, 2022.
- Z. Hussain, M. Sheng, and W. E. Zhang. Different approaches for human activity recognition: A survey. *arXiv preprint arXiv:1906.05074*, 2019.
- C. Ionescu, D. Papava, V. Olaru, and C. Sminchisescu. Human3. 6m: Large scale datasets and predictive methods for 3d human sensing in natural environments. *IEEE transactions on pattern analysis and machine intelligence*, 36(7):1325–1339, 2013a.
- C. Ionescu, D. Papava, V. Olaru, and C. Sminchisescu. Human3. 6m: Large scale datasets and predictive methods for 3d human sensing in natural environments. *IEEE transactions on pattern analysis and machine intelligence*, 36(7):1325–1339, 2013b.
- H. Jiang. Finding people using scale, rotation and articulation invariant matching. In *Computer Vision—ECCV 2012: 12th European Conference on Computer Vision, Florence, Italy, October 7–13, 2012, Proceedings, Part IV 12*, pages 388–401. Springer, 2012.

- S. Johnson and M. Everingham. Clustered pose and nonlinear appearance models for human pose estimation. In *bmvc*, volume 2, page 5. Aberystwyth, UK, 2010.
- D. J. Jung, K. S. Kwon, and H. J. Kim. Human pose estimation using a mixture of gaussians based image modeling. In *Human-Computer Interaction. HCI Intelligent Multimodal Interaction Environments: 12th International Conference, HCI International 2007, Beijing, China, July 22-27, 2007, Proceedings, Part III 12*, pages 649–658. Springer, 2007.
- H. Kaur, T. Singh, Y. K. Arya, and S. Mittal. Physical fitness and exercise during the covid-19 pandemic: A qualitative enquiry. *Frontiers in psychology*, page 2943, 2020.
- U. A. Khan, I. A. Khan, A. Din, W. Jadoon, R. N. Jadoon, M. A. Khan, F. G. Khan, and A. N. Khan. Towards a complete set of gym exercises detection using smartphone sensors. *Scientific Programming*, 2020:1–12, 2020.
- R. Khurana, K. Ahuja, Z. Yu, J. Mankoff, C. Harrison, and M. Goel. Gymcam: Detecting, recognizing and tracking simultaneous exercises in unconstrained scenes. *Proceedings of the ACM on Interactive, Mobile, Wearable and Ubiquitous Technologies*, 2(4):1–17, 2018.
- M. Kocabas, S. Karagoz, and E. Akbas. Multiposenet: Fast multi-person pose estimation using pose residual network. In *Proceedings of the European conference on computer vision (ECCV)*, pages 417–433, 2018.
- M. Kocabas, S. Karagoz, and E. Akbas. Self-supervised learning of 3d human pose using multi-view geometry. In *Proceedings of the IEEE/CVF conference on computer vision and pattern recognition*, pages 1077–1086, 2019a.
- M. Kocabas, S. Karagoz, and E. Akbas. Self-supervised learning of 3d human pose using multi-view geometry. In *Proceedings of the IEEE/CVF conference on computer vision and pattern recognition*, pages 1077–1086, 2019b.
- I. Kostrikov and J. Gall. Depth sweep regression forests for estimating 3d human pose from images. In *BMVC*, volume 1, page 5. Nottingham, UK, 2014.
- L. Li, R. Bai, S. Zhang, and Q. Zhou. A robust watermarking algorithm for video game artwork based on pose estimation neural network. In *Advances in Artificial Intelligence and Security: 7th International Conference, ICAIS 2021, Dublin, Ireland, July 19-23, 2021, Proceedings, Part III 7*, pages 217–229. Springer, 2021a.
- S. Li, Z. Fang, W.-F. Song, A.-M. Hao, and H. Qin. Bidirectional optimization coupled lightweight networks for efficient and robust multi-person 2d pose estimation. *Journal of Computer Science and Technology*, 34:522–536, 2019a.
- S. Li, L. Ke, K. Pratama, Y.-W. Tai, C.-K. Tang, and K.-T. Cheng. Cascaded deep monocular 3d human pose estimation with evolutionary training data. In *Proceedings of the IEEE/CVF conference on computer vision and pattern recognition*, pages 6173–6183, 2020a.
- S. Li, L. Ke, K. Pratama, Y.-W. Tai, C.-K. Tang, and K.-T. Cheng. Cascaded deep monocular 3d human pose estimation with evolutionary training data. In *Proceedings of the IEEE/CVF conference on computer vision and pattern recognition*, pages 6173–6183, 2020b.
- W. Li, Z. Wang, B. Yin, Q. Peng, Y. Du, T. Xiao, G. Yu, H. Lu, Y. Wei, and J. Sun. Rethinking on multi-stage networks for human pose estimation. *arXiv preprint arXiv:1901.00148*, 2019b.
- Y. Li and L. Wang. Human activity recognition based on residual network and bilstm. *Sensors*, 22(2):635, 2022.

- Y. Li, J. Li, K. Wang, T. Cao, and H. Wang. Smartphones-based non-contact children's posture evaluation. In *Wireless Sensor Networks: 15th China Conference, CWSN 2021, Guilin, China, October 22–25, 2021, Revised Selected Papers 15*, pages 70–83. Springer, 2021b.
- Z. Li, X. Wang, F. Wang, and P. Jiang. On boosting single-frame 3d human pose estimation via monocular videos. In *Proceedings of the IEEE/CVF international conference on computer vision*, pages 2192–2201, 2019c.
- T.-Y. Lin, M. Maire, S. Belongie, J. Hays, P. Perona, D. Ramanan, P. Dollár, and C. L. Zitnick. Microsoft coco: Common objects in context. In *Computer Vision—ECCV 2014: 13th European Conference, Zurich, Switzerland, September 6–12, 2014, Proceedings, Part V 13*, pages 740–755. Springer, 2014.
- J. Liu, H. Ding, A. Shahroudy, L.-Y. Duan, X. Jiang, G. Wang, and A. C. Kot. Feature boosting network for 3d pose estimation. *IEEE transactions on pattern analysis and machine intelligence*, 42(2):494–501, 2019.
- W. Liu, Q. Bao, Y. Sun, and T. Mei. Recent advances of monocular 2d and 3d human pose estimation: A deep learning perspective. *ACM Computing Surveys*, 55(4):1–41, 2022.
- Z. Liu, H. Chen, R. Feng, S. Wu, S. Ji, B. Yang, and X. Wang. Deep dual consecutive network for human pose estimation. In *Proceedings of the IEEE/CVF conference on computer vision and pattern recognition*, pages 525–534, 2021.
- J. Martinez, R. Hossain, J. Romero, and J. J. Little. A simple yet effective baseline for 3d human pose estimation. In *Proceedings of the IEEE international conference on computer vision*, pages 2640–2649, 2017.
- D. Mehta, S. Sridhar, O. Sotnychenko, H. Rhodin, M. Shafiei, H.-P. Seidel, W. Xu, D. Casas, and C. Theobalt. Vnect: Real-time 3d human pose estimation with a single rgb camera. *Acm transactions on graphics (tog)*, 36(4):1–14, 2017.
- C. Militaru, M.-D. Militaru, and K.-I. Benta. Physical exercise form correction using neural networks. In *Companion Publication of the 2020 International Conference on Multimodal Interaction*, pages 240–244, 2020.
- S. Mishra, J. Channegowda, and K. J. Swaroop. An insight into human pose estimation and its applications. *Bioinformatics and Medical Applications: Big Data Using Deep Learning Algorithms*, pages 147–169, 2022.
- G. Moon, J. Y. Chang, and K. M. Lee. Camera distance-aware top-down approach for 3d multi-person pose estimation from a single rgb image. In *Proceedings of the IEEE/CVF international conference on computer vision*, pages 10133–10142, 2019.
- M. Müller. Dynamic time warping. *Information retrieval for music and motion*, pages 69–84, 2007.
- A. Nagarkoti, R. Teotia, A. K. Mahale, and P. K. Das. Realtime indoor workout analysis using machine learning & computer vision. In *2019 41st Annual international conference of the IEEE engineering in medicine and biology society (EMBC)*, pages 1440–1443. IEEE, 2019.
- J. Ou and H. Wu. Efficient human pose estimation with depthwise separable convolution and person centroid guided joint grouping. In *Chinese Conference on Pattern Recognition and Computer Vision (PRCV)*, pages 626–638. Springer, 2020.
- P. Parekh and A. Patel. Deep learning-based 2d and 3d human pose estimation: a survey. In *Proceedings of Second International Conference on Computing, Communications, and Cyber-Security: IC4S 2020*, pages 541–556. Springer, 2021.

- D. Pavllo, C. Feichtenhofer, D. Grangier, and M. Auli. 3d human pose estimation in video with temporal convolutions and semi-supervised training. In *Proceedings of the IEEE/CVF conference on computer vision and pattern recognition*, pages 7753–7762, 2019a.
- D. Pavllo, C. Feichtenhofer, D. Grangier, and M. Auli. 3d human pose estimation in video with temporal convolutions and semi-supervised training. In *Proceedings of the IEEE/CVF conference on computer vision and pattern recognition*, pages 7753–7762, 2019b.
- Y. Raaj, H. Idrees, G. Hidalgo, and Y. Sheikh. Efficient online multi-person 2d pose tracking with recurrent spatio-temporal affinity fields. In *Proceedings of the IEEE/CVF conference on computer vision and pattern recognition*, pages 4620–4628, 2019.
- R. Rawassizadeh and Y. Rong. Odsearch: Fast and resource efficient on-device natural language search for fitness trackers’ data. *Proceedings of the ACM on Interactive, Mobile, Wearable and Ubiquitous Technologies*, 6(4):1–25, 2023.
- H. Rhodin, J. Spörri, I. Katircioglu, V. Constantin, F. Meyer, E. Müller, M. Salzmann, and P. Fua. Learning monocular 3d human pose estimation from multi-view images. In *Proceedings of the IEEE conference on computer vision and pattern recognition*, pages 8437–8446, 2018a.
- H. Rhodin, J. Spörri, I. Katircioglu, V. Constantin, F. Meyer, E. Müller, M. Salzmann, and P. Fua. Learning monocular 3d human pose estimation from multi-view images. In *Proceedings of the IEEE conference on computer vision and pattern recognition*, pages 8437–8446, 2018b.
- F. Rishan, B. De Silva, S. Alawathugoda, S. Nijabdeen, L. Rupasinghe, and C. Liyanapathirana. Infinity yoga tutor: Yoga posture detection and correction system. In *2020 5th International conference on information technology research (ICITR)*, pages 1–6. IEEE, 2020.
- J. M. Rodrigues, R. J. Veiga, R. Bajireanu, R. Lam, P. J. Cardoso, and P. Bica. Ar contents superimposition on walls and persons. In *Universal Access in Human-Computer Interaction. Theory, Methods and Tools: 13th International Conference, UAHCI 2019, Held as Part of the 21st HCI International Conference, HCII 2019, Orlando, FL, USA, July 26–31, 2019, Proceedings, Part I 21*, pages 628–645. Springer, 2019.
- G. Rogez and C. Schmid. Mocap-guided data augmentation for 3d pose estimation in the wild. *Advances in neural information processing systems*, 29, 2016.
- S. Sharma, P. T. Varigonda, P. Bindal, A. Sharma, and A. Jain. Monocular 3d human pose estimation by generation and ordinal ranking. In *Proceedings of the IEEE/CVF international conference on computer vision*, pages 2325–2334, 2019.
- C. Shorten and T. M. Khoshgoftaar. A survey on image data augmentation for deep learning. *Journal of big data*, 6(1):1–48, 2019.
- J. Sun, M. Wang, X. Zhao, and D. Zhang. Multi-view pose generator based on deep learning for monocular 3d human pose estimation. *Symmetry*, 12(7):1116, 2020.
- W. Z. Tee, R. Dave, J. Seliya, and M. Vanamala. A close look into human activity recognition models using deep learning. In *2022 3rd International Conference on Computing, Networks and Internet of Things (CNIOT)*, pages 201–206. IEEE, 2022.
- H. Tu, C. Wang, and W. Zeng. Voxelpose: Towards multi-camera 3d human pose estimation in wild environment. In *Computer Vision–ECCV 2020: 16th European Conference, Glasgow, UK, August 23–28, 2020, Proceedings, Part I 16*, pages 197–212. Springer, 2020.

- S. Varadarajan, P. Datta, and O. Tickoo. A greedy part assignment algorithm for real-time multi-person 2d pose estimation. In *2018 IEEE Winter Conference on Applications of Computer Vision (WACV)*, pages 418–426. IEEE, 2018.
- T. Von Marcard, R. Henschel, M. J. Black, B. Rosenhahn, and G. Pons-Moll. Recovering accurate 3d human pose in the wild using imus and a moving camera. In *Proceedings of the European conference on computer vision (ECCV)*, pages 601–617, 2018.
- S. Vosoughi and M. A. Amer. Deep 3d human pose estimation under partial body presence. In *2018 25th IEEE International Conference on Image Processing (ICIP)*, pages 569–573. IEEE, 2018.
- C. Wang, J. Li, W. Liu, C. Qian, and C. Lu. Hmor: Hierarchical multi-person ordinal relations for monocular multi-person 3d pose estimation. In *Computer Vision–ECCV 2020: 16th European Conference, Glasgow, UK, August 23–28, 2020, Proceedings, Part III 16*, pages 242–259. Springer, 2020.
- J. Wang and S. Liang. Pose-enhanced relation feature for action recognition in still images. In *International Conference on Multimedia Modeling*, pages 154–165. Springer, 2022.
- T. Wang, Y. Gan, S. D. Arena, L. T. Chitkushev, G. Zhang, and R. Rawassizadeh. Advances for indoor fitness tracking, coaching, and motivation: A review of existing technological advances. *IEEE Systems, Man, and Cybernetics Magazine*, 7(1):4–14, 2021a.
- T. Wang, Y. Gan, S. D. Arena, L. T. Chitkushev, G. Zhang, and R. Rawassizadeh. Advances for indoor fitness tracking, coaching, and motivation: A review of existing technological advances. *IEEE Systems, Man, and Cybernetics Magazine*, 7(1):4–14, 2021b.
- F. Xu, K. Davila, S. Setlur, and V. Govindaraju. Skeleton-based methods for speaker action classification on lecture videos. In *International Conference on Pattern Recognition*, pages 250–264. Springer, 2021.
- S. K. Yadav, A. Singh, A. Gupta, and J. L. Raheja. Real-time yoga recognition using deep learning. *Neural Computing and Applications*, 31:9349–9361, 2019.
- W. Yang, W. Ouyang, X. Wang, J. Ren, H. Li, and X. Wang. 3d human pose estimation in the wild by adversarial learning. In *Proceedings of the IEEE conference on computer vision and pattern recognition*, pages 5255–5264, 2018.
- H. Yasin, U. Iqbal, B. Kruger, A. Weber, and J. Gall. A dual-source approach for 3d pose estimation from a single image. In *Proceedings of the IEEE Conference on Computer Vision and Pattern Recognition*, pages 4948–4956, 2016.
- Q. Yu, H. Wang, F. Laamarti, and A. El Saddik. Deep learning-enabled multitask system for exercise recognition and counting. *Multimodal Technologies and Interaction*, 5(9):55, 2021.
- Z. Yuan and S. Du. Jointpose: Jointly optimizing evolutionary data augmentation and prediction neural network for 3d human pose estimation. In *Artificial Neural Networks and Machine Learning–ICANN 2021: 30th International Conference on Artificial Neural Networks, Bratislava, Slovakia, September 14–17, 2021, Proceedings, Part III 30*, pages 368–379. Springer, 2021.
- F. Zhang, X. Zhu, and C. Wang. Single person pose estimation: a survey. *arXiv preprint arXiv:2109.10056*, 2021.
- L. Zhao, X. Peng, Y. Tian, M. Kapadia, and D. N. Metaxas. Semantic graph convolutional networks for 3d human pose regression. In *Proceedings of the IEEE/CVF conference on computer vision and pattern recognition*, pages 3425–3435, 2019.

Y. Zhao, Z. Luo, C. Quan, D. Liu, and G. Wang. Lite hourglass network for multi-person pose estimation. In *MultiMedia Modeling: 26th International Conference, MMM 2020, Daejeon, South Korea, January 5–8, 2020, Proceedings, Part II* 26, pages 226–238. Springer, 2020.