

Post-Selection Inference for Sparse Estimation*

Joe Suzuki[†]

October 10, 2023

Abstract

When the model is not known and parameter testing or interval estimation is conducted after model selection, it is necessary to consider selective inference. This paper discusses this issue in the context of sparse estimation. Firstly, we describe selective inference related to Lasso as per Lee *et al.* (2016), and then present polyhedra and truncated distributions when applying it to methods such as Forward Stepwise and LARS. Lastly, we discuss the Significance Test for Lasso by Lockhart *et al.* (2014) and the Spacing Test for LARS by Tibshirani *et al.* (2016). This paper serves as a review article.

Keywords

post-selective inference, polyhedron, LARS, lasso, forward stepwise, significance test, spacing test.

1 Introduction

In this study, we explore the discrepancies that arise between conducting parameter tests and estimating confidence intervals when the model is known, and performing inference regarding the parameters after selecting a model. Furthermore, variables selected by performing model selection tend to be significant in the first place. The question then becomes: how can we eliminate this bias?

This issue is known as Post-Selective Inference and has been specifically discussed, triggered by the works of Berk *et al.* (2013) and Lee *et al.* (2016). As seen in Figure 1, if the model is known, it is permissible to conduct regular parameter estimation, with n samples y moving in \mathbb{R}^n . However, if a model $\hat{M}(y^{obs})$ is obtained from the observed value y^{obs} after conducting model

*This manuscript is the English translation of an article originally published in Japanese in the Journal of the Japan Statistical Society, Volume 53, Issue 1, September 2023 (pages 139-167)

[†]Graduate School of Engineering Science, Osaka University, 1-3 Machikaneyama-cho, Toyonaka, Osaka 560-8531, Japan
E-mail: prof.joe.suzuki@gmail.com

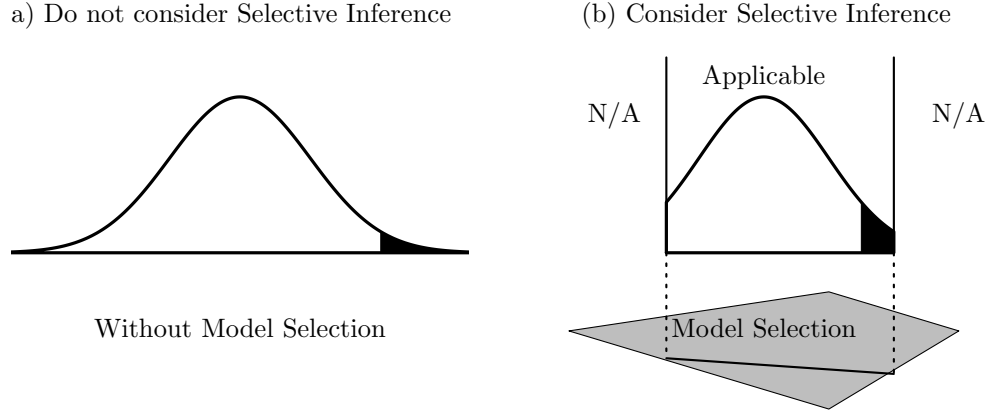


Figure 1: Distribution of the test statistic under the null hypothesis. If the model is known, as in (a), it is permissible to perform regular statistical inference, considering n samples y move in \mathbb{R}^n . However, if a model $\hat{M}(y^{obs})$ is obtained from observed value y^{obs} after conducting model selection, as in (b), statistical inference must be performed according to the distribution (truncated distribution) within the set of y obtaining the same model $\{y \in \mathbb{R}^n | \hat{M}(y) = \hat{M}(y^{obs})\}$ (truncated region).

selection, statistical inference must be performed according to the distribution (truncated distribution) within the set of y obtaining the same model $\{y \in \mathbb{R}^n | \hat{M}(y) = \hat{M}(y^{obs})\}$ (truncated region). It could be said that the post-selective inference discussed in this paper pertains to this issue of the truncated region and distribution. Indeed, aside from that, it aligns with conventional statistical theory.

Although the special feature this time is "Sparse Estimation," the issue of selective inference is always a topic of discussion whenever there is a variable selection procedure, not limited to sparse estimation, but also in cases where information criteria are applied.

In sparse estimation, Lasso (least absolute shrinkage and selection operator, Tibshirani (1996)) is most commonly used. In the case of linear regression (assuming n samples and p variables), given $X \in \mathbb{R}^{n \times p}$, $y \in \mathbb{R}^n$, and a constant $\lambda > 0$, it is formulated as a problem to find $\beta = [\beta_1, \dots, \beta_p]^\top \in \mathbb{R}^p$ that minimizes

$$\frac{1}{2} \|y - X\beta\|_2^2 + \lambda \sum_{j=1}^p |\beta_j|. \quad (1)$$

The larger the λ , the fewer non-zero components of β (the fewer selected variables). Particularly, even when $n < p$, in other words, even when $X^\top X$ does not have an inverse matrix, a solution can be found¹. Furthermore, because

¹When $n < p$, it is not strongly convex, and the solution is not unique. However, uniqueness

(1) is a convex function of $\beta \in \mathbb{R}^p$, a solution that minimizes (1) can be efficiently found. Here, λ is usually determined from X, y using methods such as cross-validation.

Selective inference, along with sparse estimation, could be described as one of the specialties of Stanford Statistics, and many studies, starting with Lee *et al.* (2016), have been conducted in the context of sparse estimation. Since (1) includes an absolute value term, deriving confidence intervals was originally difficult. On the other hand, another sparse estimation method, SCAD (Fan and Li (2001)), has a method of deriving confidence intervals based on oracle properties, but optimization in large-scale problems is difficult because the objective function is not convex. Therefore, there is a two-step estimation that performs variable selection with Lasso and derives confidence intervals using the selected variables, but inevitably, the variables selected by performing model selection tend to be significant.

Several explanatory articles regarding selective inference have already been published. This paper focuses on its theoretical handling and sequential model selection.

Understanding the essence of the work by Lee *et al.* (2016) is crucial for selective inference. Starting with selective inference assuming linear regression (Section 2), while confirming the theoretical treatment of Lasso (Section 3), we derive the theory of polyhedra constructing the truncated distribution (Section 4). Although it includes some formal discussions, this part corresponds to the preparation of this paper.

Discussion of sequential model selection inevitably requires understanding the framework of Forward Stepwise (FS). Even in linear regression, if there are p candidate explanatory variables, it is necessary to choose the optimal combination from 2^p combinations, making the theoretical analysis of variable selection difficult. Section 5 applies FS, which may not be optimal but selects variables top-down one by one, to perform analysis related to variable selection and residuals. LARS by Efron (Efron *et al.* (2004), Section 6) was also conceived by applying FS-like concepts to Lasso. It is a method that shows almost the same performance as Lasso and is considered easy to theoretically analyze.

The sequential model selection dealt with in this paper (Sections 7 and 8) will be a discussion based on LARS. It repeatedly tests whether the coefficient in front of each explanatory variable of linear regression should be 0 or not. At that time, testing whether the coefficient in front of the variable at each point is 0 or not is performed based on different distributions that depend on the variables already selected. This framework seems like a generalization of the concept of selective inference.

The author had a problem awareness that discussions on sequential selective inference, while important, are not well known. It may be a challenging problem that you cannot understand the essence unless you understand all of Stanford Statistics' products, such as selective inference, Lasso, FS, and LARS. In this paper, we explain them in order and reach the peak of Significance Test

is guaranteed when samples arise according to a continuous distribution (Tibshirani, 2012).

(Lockhart *et al.* (2014), Section 7) and Spacing Test (Tibshirani *et al.* (2016), Section 8).

Section 9 summarizes the overall and mentions future prospects. To maintain self-containedness, a proof (provided an easy proof different from the original paper) was posted in the appendix.

Additionally, this paper provides source programs in R language (Table 1). Please utilize appropriately.

Table 1: Related source codes

Compute truncated distribution	https://bayesnet.org/books_jp/?p=576
Lasso (Figure 5)	https://bayesnet.org/books_jp/3-1.html
LARS (Figure 5)	https://bayesnet.org/books_jp/3-4.html
General sparse estimation	https://bayesnet.org/books_jp/?page_id=33

2 Selective Inference in Linear Regression

Let us consider n samples $(x_1, y_1), \dots, (x_n, y_n) \in \mathbb{R}^p \times \mathbb{R}$, where $x_i = [x_{i,1}, \dots, x_{i,p}] \in \mathbb{R}^p$ (row vector²), $i = 1, \dots, n$. We aim to find $\beta_0, \beta_1, \dots, \beta_p$ that minimize

$$L := \sum_{i=1}^n \left(y_i - \beta_0 - \sum_{j=1}^p x_{i,j} \beta_j \right)^2$$

through the method of least squares. Hereafter, we denote by X the $n \times p$ matrix whose rows are x_i , and by y the n -dimensional vector with components y_i . Without loss of generality, we assume that each column of X and y has been centered, and we exclude the intercept, thereby setting $\beta_0 = 0$, for further discussion. The solution obtained by setting the derivative of L with respect to $\beta = [\beta_1, \dots, \beta_p]^\top$ to zero is denoted as $\hat{\beta}_1, \dots, \hat{\beta}_p$. Assume there exists some $\beta \in \mathbb{R}^p$ (the true parameter), such that

$$y_i - \sum_{j=1}^p x_{i,j} \beta_j$$

for $i = 1, \dots, n$ are independent and normally distributed with mean 0 and known variance σ^2 . Assuming $X^\top X$ is non-singular, the coefficients obtained through the least squares method, $\hat{\beta} = [\hat{\beta}_1, \dots, \hat{\beta}_p]^\top$, are random variables and, omitting detailed derivation, can be expressed as

$$\hat{\beta} = (X^\top X)^{-1} X^\top y \sim N(\beta, \sigma^2 (X^\top X)^{-1}) \quad (2)$$

where $\sim N(\mu, \Sigma)$ denotes a normal distribution in p dimensions with mean vector μ and $p \times p$ covariance matrix Σ .

²Vectors are typically represented as column vectors.

In linear regression, it is often assumed that among the p explanatory variables, some are redundant and their parameter β_j should be set to 0. We can identify redundant parameters by testing the null hypothesis $H_0 : \beta_j = 0$ and alternative hypothesis $H_1 : \beta_j \neq 0$ for each $j = 1, \dots, p$. If we define

$$RSS := \|y - X\hat{\beta}\|_2^2$$

then

$$\frac{RSS}{\sigma^2} \sim \chi_{n-p}^2$$

and using equation (2), if we define $\hat{\sigma} := \sqrt{RSS/(n-p)}$, B_j as the j -th diagonal element of $(X^\top X)^{-1}$, and $SE(\hat{\beta}_j) := \sqrt{B_j}\hat{\sigma}$, then

$$t := \frac{\hat{\beta}_j - \beta_j}{SE(\hat{\beta}_j)} = \frac{(\hat{\beta}_j - \beta_j)/\sqrt{B_j}}{\sqrt{RSS/(n-p)}}$$

follows a t -distribution with $n-p$ degrees of freedom. Under the null hypothesis $\beta_j = 0$, if the observed value $\hat{\beta}_j/SE(\hat{\beta}_j)$ falls outside the $\alpha/2$ percentile of its null distribution for a significance level $0 < \alpha < 1$, we consider the variable significant and decide $\beta_j \neq 0$.

For variable selection, methods such as the stepwise method or Lasso are available. We assume the existence of a mapping

$$\hat{M} : \mathbb{R}^n \rightarrow (\text{the set of subsets of } \{1, \dots, p\})$$

where $\mathcal{P}(S)$ denotes the power set of S . When using these methods to identify the model $\hat{M}(y) = \{j \in \{1, \dots, p\} | \hat{\beta}_j \neq 0\}$, parameters β_j for which $\hat{\beta}_j \neq 0$, $j \in \hat{M}(y)$, often yield small p -values. Moreover, parameters that are not selected are presumed to be 0. Consequently, it may arise that parameter confidence intervals and testing should be conducted conditionally given the selected model $M = \hat{M}(y)$. Selective inference advocates for parameter confidence intervals and testing based on the conditional distribution given the selection and applies more broadly than just linear regression, being relevant for statistical estimation involving variable selection in general.

Returning to linear regression, let's define the confidence level as $1 - \alpha$ ($\alpha > 0$), and instead of defining a confidence interval C as

$$\mathbb{P}(\beta_j^{\hat{M}(y)} \in C) \geq 1 - \alpha$$

it becomes defined under $M = \hat{M}(y)$ as

$$\mathbb{P}(\beta_j^M \in C | M = \hat{M}(y)) \geq 1 - \alpha$$

where we denote the true value of the j -th parameter assuming the model M by β_j^M . Indeed, if the model M differs, the parameter $\beta^M \in \mathbb{R}^m$ ($m := |M|$) also differs.

Here, writing $X_M \in \mathbb{R}^{n \times m}$ and expressing the submatrix of X corresponding to the index set $M \subseteq \{1, \dots, p\}$, the estimate of β_j^M is written as $\hat{\beta}_j^M = e_j^\top (X_M^\top X_M)^{-1} X_M^\top y$. Here, let $e_j \in \mathbb{R}^m$ be a vector where only the j -th component is 1 and the rest are 0. Below, denoting $\eta = X_M (X_M^\top X_M)^{-1} e_j \in \mathbb{R}^n$ and assuming y^{obs} is observed as y^3 , we determine the confidence interval and p value of β_j^M and $\hat{\beta}_j^M$ based on the conditional probability

$$\eta^\top y \mid \left\{ \hat{M}(y) = \hat{M}(y^{obs}) \right\}.$$

At this moment, the confidence interval for β_j^M at a confidence level of $1 - \alpha$ ($0 < \alpha < 1$) is established by employing L, U that satisfy

$$\mathbb{P} \left(\eta^\top y^{obs} \leq \eta^\top y \mid \beta_j^M = L, \hat{M}(y) = \hat{M}(y^{obs}) \right) = \frac{\alpha}{2}$$

$$\mathbb{P} \left(\eta^\top y \leq \eta^\top y^{obs} \mid \beta_j^M = U, \hat{M}(y) = \hat{M}(y^{obs}) \right) = \frac{\alpha}{2}$$

hence, it can be written as,

$$\mathbb{P} \left(L \leq \beta_j^M \leq U \mid \hat{M}(y) = \hat{M}(y^{obs}) \right) = 1 - \alpha \quad (3)$$

Indeed, the probability of occurrence of $y \in \mathbb{R}^n$ satisfying $\eta^\top y^{obs} \leq \eta^\top y$ is determined by β_j^M . Similarly, under the condition $\hat{M}(y) = \hat{M}(y^{obs})$, the conditional probability

$$\mathbb{P}(\eta^\top y^{obs} \leq \eta^\top y \mid \hat{M}(y) = \hat{M}(y^{obs})) \quad (4)$$

holds. The lower limit of β_j^M for which (4) becomes at least $\alpha/2$ is L . Similarly, for the conditional probability

$$\mathbb{P} \left(\eta^\top y^{obs} \geq \eta^\top y \mid \hat{M}(y) = \hat{M}(y^{obs}) \right)$$

the upper limit of β_j^M that causes it to be at least $\alpha/2$ is U .

On the other hand, in the case of a two-sided test, the p-value of the statistic $\hat{\beta}_j^{\hat{M}(y^{obs})}$ under the null hypothesis $\beta_j^{\hat{M}(y^{obs})} = 0$ can be calculated as,

$$2 \min \left\{ \mathbb{P} \left(\eta^\top y \leq \eta^\top y^{obs} \mid \beta_j^M = 0, \hat{M}(y) = \hat{M}(y^{obs}) \right), \mathbb{P} \left(\eta^\top y^{obs} \leq \eta^\top y \mid \beta_j^M = 0, \hat{M}(y) = \hat{M}(y^{obs}) \right) \right\} \quad (5)$$

In fact, generally, when the null distribution is $f(t)$ and the statistic T is t , regardless of whether

$$\nu := \int_t^\infty f(u) du$$

³All of y_1, \dots, y_n are observed. The fixed observed values are written as $y^{obs} \in \mathbb{R}^n$ and distinguished from the random variable $y \in \mathbb{R}^n$.

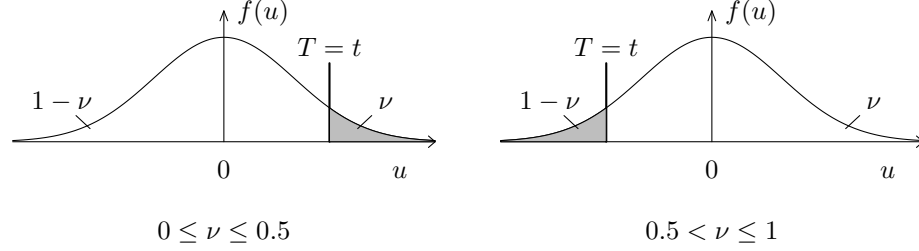


Figure 2: Regardless of whether the distribution of t is a truncated distribution, when the null distribution is $f(u)$ and the statistic T is t , the value of $\nu = \int_t^\infty f(u)du$ is, regardless of $0 \leq \nu \leq 0.5$, $0.5 < \nu \leq 1$, the p-value is $2 \min\{\nu, 1 - \nu\}$.

is $0 \leq \nu \leq 0.5$ or $0.5 < \nu \leq 1$, $2 \min\{\nu, 1 - \nu\}$ becomes the p -value (see Figure 2). Therefore, if we set $T = \eta^\top y^{\text{obs}}$ and f as the conditional density function of $\eta^\top y$ under $\beta_j^M = 0$ and $\hat{M}(y) = \hat{M}(y^{\text{obs}})$, and let

$$\nu = \int_{\eta^\top y^{\text{obs}}}^\infty f(t)dt$$

then (5) is obtained. Note that \hat{M} takes the same value even if y is different as long as $\eta^\top y$ is the same.

Although it seems repetitive, conducting tests and estimating confidence intervals based on the distribution (truncated distribution) that considers

$$\left\{y \in \mathbb{R}^n \mid \hat{M}(y) = \hat{M}(y^{\text{obs}})\right\}$$

as the universal set, rather than

$$\{y \in \mathbb{R}^n\}$$

is referred to as selective inference.

3 Selective Inference in Lasso

Given $X \in \mathbb{R}^{n \times p}$, $y \in \mathbb{R}^n$, for each $\lambda > 0$ we consider

$$\frac{1}{2} \|y - X\beta\|_2^2 + \lambda \|\beta\|_1 \tag{6}$$

to minimize over $\beta \in \mathbb{R}^p$, a problem referred to as the Lasso in linear regression. Here, $\|\beta\|_1 := \sum_{j=1}^p |\beta_j|$ (typically, normalization is performed for each $j =$

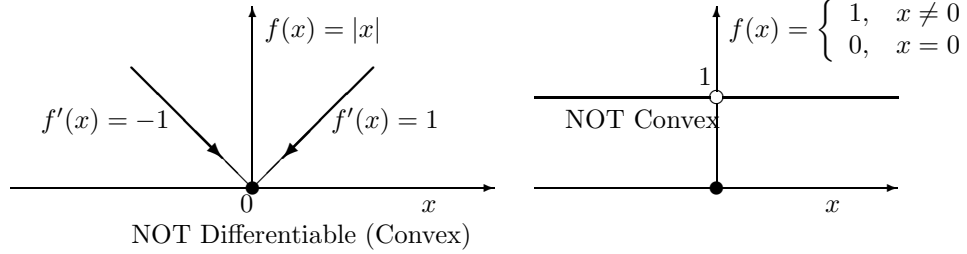


Figure 3: Left: $f(x) = |x|$ is convex. However, at the origin, the derivative does not coincide from both sides, and it cannot be differentiated. Understanding that the subdifferential at $x = 0$ is $[-1, 1]$ might be seen as the derivative value increasing from -1 to 1 at the "dance floor" ($x = 0$), since the derivatives for $x < 0$ and $x > 0$ are -1 and 1 respectively. Right: Not convex. For example, information criteria like AIC or BIC are not convex as $g(n)$ becomes a function of the number of non-zero parameters. Therefore, searching for the optimal solution is not efficient.

$1, \dots, p$ to ensure that $\sum_{i=1}^n x_{i,j}^2 = 1$, before optimizing). Even though we seek to minimize, the inclusion of the absolute value function (non-differentiable at the origin) means that when each column of X is orthogonal, it operates to set $\beta_j = 0$ for j where the absolute value of the ordinary least squares estimator $\sum_{i=1}^n x_{i,j} y_i$ is small (Suzuki, 2020, 2021). Choosing j such that $\beta_j \neq 0$ can be interpreted as performing variable selection. Unlike the case in ordinary least squares, even when $n < p$ and the situation is sparse, a solution can be computed under suitable conditions.

In cases where $n < p$, since $X^\top X$ does not have an inverse matrix, applying ordinary least squares is challenging. Moreover, letting $g(n)$ be a monotonically increasing function of n that takes positive values, comparing

$$\frac{1}{2} \|y - X\beta\|_2^2 + g(n) \sum_{j=1}^p I(\beta_j \neq 0) \quad (7)$$

across models such as $\{\}, \{1\}, \{2\}, \dots, \{1, \dots, p\}$, etc., which totals to 2^p models, would require immense computations. Here, $I(A)$ takes the value 1 when condition A is true, and 0 otherwise. Both terms in (6) are convex, and methods exist for efficiently searching for solutions. However, due to the non-convexity of the graph in Figure ?? on the right, searching for solutions to (7) is not straightforward.

Lee *et al.* (2016) demonstrated that the condition $\hat{M}(y) = \hat{M}(y^{obs})$ in Lasso variable selection can be expressed using some $m \geq 1, A \in \mathbb{R}^{m \times n}, b \in \mathbb{R}^m$ as a set of inequalities $Ay \leq b$.

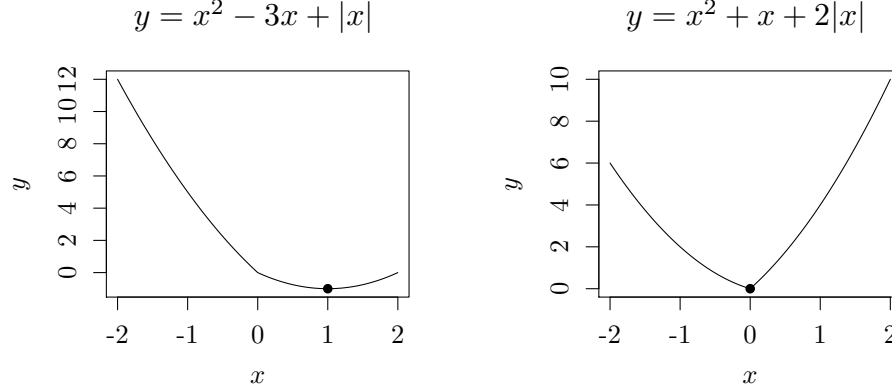


Figure 4: For example, in the function on each of the left and right, even though $x^2 - 3x$ and $x^2 + x$ are differentiable, because $|x|$ is not differentiable at $x = 0$, the subdifferential at $x = 0$ becomes the interval $[-4, -2]$ and $[-1, 3]$ respectively. The left does not include 0 in that interval, while the right includes 0. Therefore, the left does not become a minimum at the origin, whereas the right becomes a minimum.

Generally, for a convex function $f : \mathbb{R} \rightarrow \mathbb{R}$ at $a \in \mathbb{R}$, when

$$f(x) \geq f(a) + z(x - a), \quad x \in \mathbb{R}$$

is satisfied, the set of such $z \in \mathbb{R}$ is called the subdifferential of f at a . If $f(x)$ is differentiable at $x = a$, then its subdifferential is the set consisting only of $f'(a)$. Moreover, if $f(x) = |x|$ and $a = 0$, then its subdifferential is the interval $[-1, 1]$. Indeed,

$$\begin{aligned}
 |x| &\geq zx \text{ for any } x \in \mathbb{R} \\
 \iff \begin{cases} z \leq 1, & x > 0 \\ z \geq 1, & x < 0 \end{cases} &\iff |z| \leq 1
 \end{aligned}$$

is satisfied (see Figure ??).

Therefore, when subdifferentiating (6), we can write

$$X^\top (X\hat{\beta} - y) + \lambda \hat{s} = 0 \tag{8}$$

where $\hat{s} = [\hat{s}_1, \dots, \hat{s}_p]^\top$, and if the solution $\hat{\beta}_j$ of (8) is non-zero (active), $\hat{s}_j = \text{sign}(\hat{\beta}_j)$, and if $\hat{\beta}_j$ is 0 (inactive), $\hat{s}_j \in [-1, 1]$. An example of how to find the solution of a function containing an absolute value function is shown in Figure 4. Dividing the index set $\{1, \dots, p\}$ into

$$\hat{M} := \{j | \hat{\beta}_j \neq 0\}, \quad -\hat{M} := \{j | \hat{\beta}_j = 0\}$$

assuming there are m elements in \hat{M} , and the first and last m columns of X correspond to the indices of $\hat{M}, -\hat{M}$ respectively. The same applies to $\hat{\beta}, \hat{s}$. Then, representing them as

$$X = [X_{\hat{M}}, X_{-\hat{M}}], \quad \hat{\beta} = \begin{bmatrix} \hat{\beta}_{\hat{M}} \\ \hat{\beta}_{-\hat{M}} \end{bmatrix}, \quad \hat{s} = \begin{bmatrix} \hat{s}_{\hat{M}} \\ \hat{s}_{-\hat{M}} \end{bmatrix}$$

we can concretely write (8) as

$$X_{\hat{M}}^\top (X_{\hat{M}} \hat{\beta}_{\hat{M}} - y) + \lambda \hat{s}_{\hat{M}} = 0 \quad (9)$$

$$X_{-\hat{M}}^\top (X_{\hat{M}} \hat{\beta}_{\hat{M}} - y) + \lambda \hat{s}_{-\hat{M}} = 0 \quad (10)$$

$$\text{sign}(\hat{\beta}_{\hat{M}}) = \hat{s}_{\hat{M}} \quad (11)$$

$$\|\hat{s}_{-\hat{M}}\|_\infty \leq 1 \quad (12)$$

However, we denote $\|u\|_\infty$ to represent the maximum absolute value of the components of $u = [u_1, \dots, u_p]^\top$. Also, if we let $P_M^\perp := I - X_M(X_M^\top X_M)^{-1}X_M^\top$, $X_M^+ := (X_M^\top X_M)^{-1}X_M^\top$, then from (9) and (10) we can write

$$\hat{\beta}_{\hat{M}} = (X_{\hat{M}}^\top X_{\hat{M}})^{-1}(X_{\hat{M}}^\top y - \lambda \hat{s}_{\hat{M}}) \quad (13)$$

$$\begin{aligned} \hat{s}_{-\hat{M}} &= -\frac{1}{\lambda} \{X_{-\hat{M}}^\top (X_{\hat{M}} \hat{\beta}_{\hat{M}} - y)\} \\ &= -\frac{1}{\lambda} \{X_{-\hat{M}}^\top (X_{\hat{M}} (X_{\hat{M}}^\top X_{\hat{M}})^{-1} (X_{\hat{M}}^\top y - \lambda \hat{s}_{\hat{M}}) - y)\} \\ &= X_{-\hat{M}}^\top (X_{\hat{M}}^+)^{\top} \hat{s}_{\hat{M}} + \frac{1}{\lambda} X_{-\hat{M}}^\top P_M^\perp y \end{aligned} \quad (14)$$

Therefore, for $(\hat{M}, \hat{s}_{\hat{M}}) = (M, s)$ to satisfy (11) and (12), it is necessary and sufficient from (13) and (14) that

$$\begin{cases} \text{diag}(s)(X_M^\top X_M)^{-1}(X_M^\top y - \lambda s) > 0 \\ -1 < X_{-M}^\top (X_M^+)^{\top} s + \frac{1}{\lambda} X_{-M}^\top P_M^\perp y < 1 \end{cases} \quad (15)$$

Note that the two inequalities in (15) indicate that each element of the m -dimensional and $p-m$ -dimensional vectors, respectively, fall within that range. Moreover, this can be written as

$$\begin{bmatrix} \frac{1}{\lambda} X_{-M}^\top P_M^\perp \\ -\frac{1}{\lambda} X_{-M}^\top P_M^\perp \\ -\text{diag}(s)(X_M^+)^{\top} \end{bmatrix} y \leq \begin{bmatrix} 1_{p-m} - X_{-M}^\top (X_M^+)^{\top} s \\ 1_{p-m} + X_{-M}^\top (X_M^+)^{\top} s \\ -\lambda \text{diag}(s)(X_M^\top X_M)^{-1} s \end{bmatrix},$$

where $1_{p-m} \in \mathbb{R}^{p-m}$ is a vector with all components equal to 1, and $\text{diag}(s)$ is a diagonal matrix with $s \in \{-1, 1\}^m$ as diagonal components. Therefore,

$$\{\hat{M} = M, \hat{s}_{\hat{M}} = s\} = \{A(M, s)y \leq b(M, s)\}$$

we can observe the existence of $A(M, s) \in \mathbb{R}^{(2p-m) \times n}$, $b(M, s) \in \mathbb{R}^{2p-m}$.

Furthermore, although (M, s) is conditioned by the sign s , summing over all signs results in a polyhedral domain (Lee *et al.* (2016)).

$$\{\hat{M} = M\} = \cup_{s \in \{-1, 1\}^m} \left\{ \hat{M} = M, \hat{s}_{\hat{M}} = s \right\} = \cup_{s \in \{-1, 1\}^m} \{A(M, s)y \leq b(M, s)\} \quad (16)$$

Here, at the stage of calculating the conditional probability in Lasso, it is often assumed that p is sufficiently larger than n , and it is presumed that the number of selected variables, m , is also reasonably large. Thus, there is a possibility that summing all 2^m elements involves considerable computation. However, conditioning not on $\{\hat{M} = M\}$ but on $\{\hat{M} = M, \hat{s} = s\}$ weakens the detection power and widens the confidence interval.

4 Selective Inference for Distributions Conditioned on Polyhedra

Let $\eta := X(X^\top X)^{-1}e_j$. The parameter β_j of linear regression is often estimated by the least squares method as $\hat{\beta}_j = \eta^\top y$. In the following, considering $\eta \in \mathbb{R}^n$, we will examine the conditional distribution of $\eta^\top y$ under $\{Ay \leq b\}$. First, let $\Sigma = \sigma^2 I_n \in \mathbb{R}^{n \times n}$, $c := \Sigma \eta (\eta^\top \Sigma \eta)^{-1} = \eta / \|\eta\|^2 \in \mathbb{R}^n$, and $z := (I_n - c\eta^\top)y \in \mathbb{R}^n$. The covariance matrix $\mathbb{R}^{1 \times p}$ of $\eta^\top y$ and z , which follow a normal distribution, is

$$\text{Cov}[\eta^\top y, z] = \mathbb{E}[\eta^\top (y - X\beta)(y - X\beta)^\top (I_n - c\eta^\top)^\top] = \eta^\top \sigma^2 \left(I_n - \frac{\eta \eta^\top}{\|\eta\|^2} \right) = \eta^\top \sigma^2 - \eta^\top \sigma^2 = 0,$$

revealing that $\eta^\top y$ and z are independent. Moreover, representing the j th component of a vector by $(\cdot)_j$, we have

$$\begin{aligned} Ay \leq b &\iff A(c\eta^\top y + z) \leq b \iff (Ac)_j(\eta^\top y) \leq b_j - (Az)_j, j = 1, \dots, p \\ &\iff \begin{cases} \eta^\top y \leq \frac{b_j - (Az)_j}{(Ac)_j}, & (Ac)_j > 0 \\ \eta^\top y \geq \frac{b_j - (Az)_j}{(Ac)_j}, & (Ac)_j < 0 \\ 0 \leq b_j - (Az)_j, & (Ac)_j = 0 \end{cases} \\ &\iff \begin{cases} \eta^\top y \leq \min_{j: (Ac)_j > 0} \frac{b_j - (Az)_j}{(Ac)_j} \\ \eta^\top y \geq \max_{j: (Ac)_j < 0} \frac{b_j - (Az)_j}{(Ac)_j} \\ 0 \leq \min_{j: (Ac)_j = 0} \{b_j - (Az)_j\} \end{cases} \end{aligned}$$

thus,

$$\{Ay \leq b\} = \{\nu^-(z) \leq \eta^\top y \leq \nu^+(z), \nu^0(z) \geq 0\}$$

is permissible to write. Where,

$$\begin{cases} \nu^-(z) := \max_{j:(Ac)_j < 0} \frac{b_j - (Az)_j}{(Ac)_j} \\ \nu^+(z) := \min_{j:(Ac)_j > 0} \frac{b_j - (Az)_j}{(Ac)_j} \\ \nu^0(z) := \min_{j:(Ac)_j = 0} \{b_j - (Az)_j\} \end{cases} \quad (17)$$

varies independently of $\eta^\top y$. Additionally, since $\eta^\top y$ and z are independent, for $z_0 \in \mathbb{R}^n$ such that $\nu^0(z_0) \geq 0$, we have

$$\eta^\top y | \{Ay \leq b, z = z_0\} = \eta^\top y | \{\nu^-(z_0) \leq \eta^\top y \leq \nu^+(z_0)\} \quad (18)$$

where the right side of (18) becomes a truncated normal distribution in the interval $[\nu^-(z_0), \nu^+(z_0)]$ for $N(\beta_j, \sigma^2 \|\eta\|^2)$. Henceforth, we will use the notation

$$F_{\mu, \sigma^2}^{[a, b]}(x) := \frac{\Psi((x - \mu)/\sigma) - \Psi((a - \mu)/\sigma)}{\Psi((b - \mu)/\sigma) - \Psi((a - \mu)/\sigma)} \quad (19)$$

where Ψ represents the cumulative probability of the standard normal distribution. Equation (19) becomes the distribution function of the truncated normal distribution. Generally, the value of the distribution function $F_X(x)$ of a random variable X uniformly distributes in $[0, 1]$ when x varies according to F_X . Therefore, when $\eta^\top y$ ranges within $[\nu^-(z_0), \nu^+(z_0)]$ under $z = z_0$, the value of its distribution function

$$F_{\beta_j, \sigma^2 \|\eta\|^2}^{[\nu^-(z), \nu^+(z)]}(\eta^\top y | Ay \leq b, z = z_0) \quad (20)$$

uniformly distributes in $[0, 1]$. Here, since $\eta^\top y$ and z are independent, (20) holds whether $z = z_0$ or not⁴.

In practice, taking into account (16), it becomes necessary to marginalize over $s \in \{-1, 1\}^m$. As a result, we need to consider the logical OR of 2^m conditions. When defined as

$$F_\mu(x) := F_{\mu, \sigma^2 \|\eta\|^2}^{\cup_s [\nu_s^-(z), \nu_s^+(z)]}(x) | \cup_s \{A_s \leq b_s\}$$

$F_{\beta_j}(\eta^\top y^{obs})$ then becomes uniformly distributed in $[0, 1]$. Note that $\nu_s^-(\cdot)$, $\nu_s^+(\cdot)$, A_s , and b_s are, respectively, the $\nu^-(\cdot)$, $\nu^+(\cdot)$, A , and b for $s \in \{-1, 1\}^m$. Thus, the range of β_j for which

$$\frac{\alpha}{2} \leq F_{\beta_j}(\eta^\top y^{obs}) \leq 1 - \frac{\alpha}{2}$$

holds is the confidence interval at a confidence level of $1 - \alpha$. In this context, note the validity of the following lemma.

⁴In Lee *et al.* (2016), the probability concerning $z = z_0$ is multiplied and integrated to marginalize it, thus excluding the impact of $z = z_0$.

Lemma 1 When $\nu^-(z^{obs}) \leq x \leq \nu^+(z^{obs})$ is fixed, $F_\mu(x)$ monotonically decreases with respect to $\mu \in \mathbb{R}$.

(Proof can be found in the appendix.)

In other words, similar to Section 2, we should determine L, U such that

$$F_L(\eta^\top y^{obs}) = 1 - \frac{\alpha}{2},$$

$$F_U(\eta^\top y^{obs}) = \frac{\alpha}{2}.$$

Moreover, the p-value when β_0 is fixed is given by

$$2 \min\{F_0(\eta^\top y^{obs}), 1 - F_0(\eta^\top y^{obs})\}.$$

However, as seen in (16), computing the logical OR of 2^m conditions is not realistic, especially when p is large. Furthermore, setting the condition with a particular single sign can reduce the detection power. Thus, Duy and Takeuchi (2021) proposed a method for constructing the truncated distribution conditioned by a certain parameter value. First, for each $j \in \hat{M}(y^{obs})$, let $c = \Sigma\eta(\eta^\top \Sigma\eta)^{-1}$, $z = (I_n - c\eta^\top)y^{obs}$, and $y = z + cu$. Note that $u = \eta^\top y \in \mathbb{R}$ is predetermined to move within the range $[u_{\min}, u_{\max}]$. Then, specify the range of $u \in [u_{\min}, u_{\max}]$ such that $\hat{M}(y) = \hat{M}(y^{obs})$ and determine the truncated distribution. The reason for seeking u in the range of the line $z + cu$ with this method is because $\eta^\top y, z$ are independent, and there is no need to explore with $y = z' + cu$ for z different from z' .

5 Selective Inference in Forward Stepwise

In this section, we introduce a method of sequentially selecting variables in linear regression (Forward Stepwise, FS). Although it does not optimize the squared error, it facilitates theoretical analysis. Finally, we determine the polyhedron when applying FS.

Let's define, when $M_k \subseteq \{1, \dots, p\}$, $k = 1, 2, \dots, p$,

$$P_k := X_{M_k}(X_{M_k}^\top X_{M_k})^{-1}X_{M_k}^\top,$$

$$P_k^\perp := I_n - X_{M_k}(X_{M_k}^\top X_{M_k})^{-1}X_{M_k}^\top.$$

In the following, we utilize that $P_k^2 = P_k$, $(P_k^\perp)^2 = P_k^\perp$, and $P_k^\perp P_k = O$.

Departing from Lasso and applying the least squares method, in case of performing variable selection that minimizes information criteria such as AIC or BIC, if there are p variables in total, there is a method that compares all 2^p models $M \subseteq \{1, \dots, p\}$. However, this would be computationally intensive. FS, instead, selects a variable j_1 that minimizes the squared error, then selects j_2 that minimizes the squared error for the variable set $\{j_1, j_2\}$, and so on, adding one variable j_k at each k without backtracking, and halts if the value of the information criterion increases in a naive search method. FS, while not

always selecting the optimal model, is often used in analyzing the performance of information criteria.

The procedure of FS (Forward Stepwise) can be described as follows. Initially, define $M_0 = \{\}$ (empty set), $r_0 = y$, and $P_0^\perp = I_n$. Generally, for $k \geq 1$ and $j \notin M_{k-1}$, define the coefficient

$$\hat{\beta}_j := \frac{(P_{k-1}^\perp X_j)^\top r_{k-1}}{\|P_{k-1}^\perp X_j\|_2^2}, \quad (21)$$

and the residual

$$q_{j,k-1} := r_{k-1} - P_{k-1}^\perp X_j \hat{\beta}_j = \left\{ I_n - \frac{P_{k-1}^\perp X_j (P_{k-1}^\perp X_j)^\top}{\|P_{k-1}^\perp X_j\|_2^2} \right\} r_{k-1}, \quad (22)$$

minimize the squared norm $\|q_{j,k-1}\|_2^2$ to determine j_k , and set $M_k := M_{k-1} \cup \{j_k\}$. Furthermore,

$$r_k := q_{j_k,k-1}, \quad (23)$$

and increment $k := k + 1$ for the next cycle.

To provide a supplementary note since the notation using P_k, P_k^\perp in FS is distinctive: At first, select j that minimizes the residual $q_{j,0}$, denoting that j as j_1 , and determine the residual r_1 . Next, coordinate-transform X to $P_1^\perp X$. Then, from among $P_1^\perp X_j$, $j \neq j_1$, choose j that minimizes the squared norm of the residual $q_{j,1}$ as j_2 , and find the residual r_2 . This process is repeated. Up to steps $k = 1, 2, \dots, p$, the residual $P_k^\perp y$ when X is set as X_{M_k} is obtained. That is,

$$r_{k-1} = P_{k-1}^\perp y \quad (24)$$

is valid for $k = 1, 2, \dots, p$.

In the subsequent analysis, a polyhedron in the case of Forward Selection (FS) is sought. Initially,

$$\|q_{j,k-1}\|_2^2 = \left\| \left\{ I - \frac{P_{k-1}^\perp X_j (P_{k-1}^\perp X_j)^\top}{\|P_{k-1}^\perp X_j\|_2^2} \right\} r_{k-1} \right\|_2^2 = r_{k-1}^\top r_{k-1} - \frac{r_{k-1}^\top P_{k-1}^\perp X_j (P_{k-1}^\perp X_j)^\top r_{k-1}}{\|P_{k-1}^\perp X_j\|_2^2} \quad (25)$$

is established. Stemming from (25), the sign of $X_{j_k}^\top P_{k-1}^\perp r_{k-1}$ coincides with the sign of $\hat{\beta}_{j_k}$, denoted as s_k . Therefore,

$$s_k = \text{sign} (X_{j_k}^\top P_{k-1}^\perp r_{k-1}) \quad (26)$$

holds true. From (24), for each $j \notin M_{k-1}$, we have the following equivalencies,

$$\begin{aligned}
& \|q_{j_k, k-1}\|_2^2 \leq \|q_{j, k-1}\|_2^2 \\
\iff & \left| \frac{X_{j_k}^\top P_{k-1}^\perp r_{k-1}}{\|X_{j_k}^\top P_{k-1}^\perp\|_2} \right| \geq \left| \frac{X_j^\top P_{k-1}^\perp r_{k-1}}{\|X_j^\top P_{k-1}^\perp\|_2} \right| \\
\iff & \left| \frac{X_{j_k}^\top (P_{k-1}^\perp)^2 y}{\|X_{j_k}^\top P_{k-1}^\perp\|_2} \right| \geq \left| \frac{X_j^\top (P_{k-1}^\perp)^2 y}{\|X_j^\top P_{k-1}^\perp\|_2} \right| \\
\iff & s_k \frac{X_{j_k}^\top P_{k-1}^\perp}{\|X_{j_k}^\top P_{k-1}^\perp\|_2} y \geq \frac{X_j^\top P_{k-1}^\perp}{\|X_j^\top P_{k-1}^\perp\|_2} y, \quad s_k \frac{X_{j_k}^\top P_{k-1}^\perp}{\|X_{j_k}^\top P_{k-1}^\perp\|_2} y \geq -\frac{X_j^\top P_{k-1}^\perp}{\|X_j^\top P_{k-1}^\perp\|_2} y
\end{aligned}$$

will hold true. Therefore, for $j \notin M_k$,

$$\left(\pm \frac{X_j^\top P_{k-1}^\perp}{\|X_j^\top P_{k-1}^\perp\|_2} - s_k \frac{X_{j_k}^\top P_{k-1}^\perp}{\|X_{j_k}^\top P_{k-1}^\perp\|_2} \right) y \leq 0$$

Consequently, employing some $A_k \in \mathbb{R}^{2(p-k) \times n}$ and $0 = b_k \in \mathbb{R}^{2(p-k)}$, a polyhedron $A_k y \leq b_k$ can be constructed Tibshirani *et al.* (2016). Moreover, if this procedure is executed up to the m th step, summing the rows of this inequality on both sides for $k = 1, \dots, m$ and from $\sum_{k=1}^m 2(p-k) = 2pm - m^2 - m$, we can derive $Ay \leq b$ where $A \in \mathbb{R}^{(2pm - m^2 - m) \times n}$, $b \in \mathbb{R}^{2pm - m^2 - m}$.

Loftus and Taylor (2015, 2014) generalized the aforementioned FS concept and proposed a method to divide p variables into G groups. Furthermore, extending Loftus and Taylor (2015), Yang *et al.* (2016) has considered a method applicable to Group Lasso.

6 Selective Inference in LARS

The LARS (Least Angle Regression) to be discussed in this section is a variable selection method similar yet distinct to Lasso. Both FS (Forward Selection) and LARS are considered theoretically amenable to analysis. In the following, we define the procedure of LARS and determine the polyhedron of the truncation region. This polyhedron will also be necessary when considering sequential selective inference in Section 8.

In Lasso, with $\lambda \geq 0$ taken on the horizontal axis⁵, and the solutions $\hat{\beta}_j(\lambda)$, $j = 1, \dots, p$ for each λ obtained from (6) taken on the vertical axis, the p curves formed are referred to as the solution path. For example, Figure 5 applies sparse estimation of linear regression to U.S. crime data⁶. LARS, as FS does, proceeds through a greedy search variable selection method and, sharing similar properties with Lasso but being theoretically more manageable, is often used when analytically approximating Lasso. While it requires $O(p^3)$ computational time, Lasso has computational efficiency merits.

⁵There are packages that allow displaying $\log \lambda$ or $\|\beta\|_1$ on the horizontal axis

⁶<https://web.stanford.edu/~hastie/StatLearnSparsity/data.html>

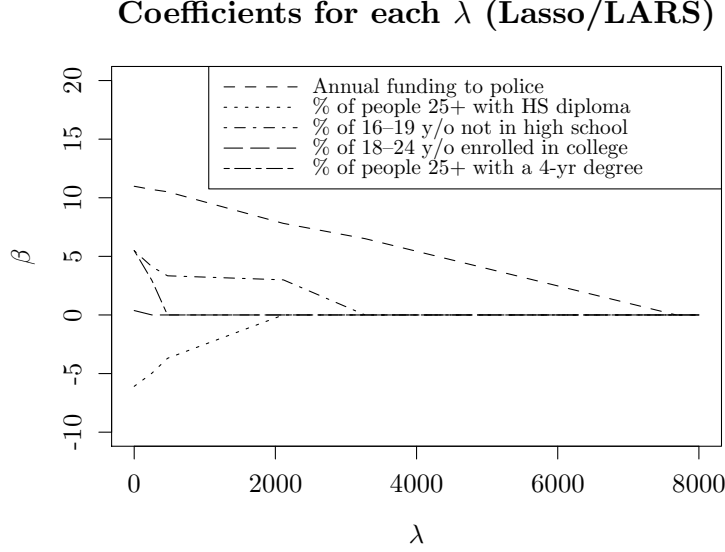


Figure 5: U.S. crime data is stored in the text file `crime.txt`, and the crime rate per one million people is used as the dependent variable. Lasso and LARS were performed to select explanatory variables from the following. As a result, the same solution path was observed for each λ .

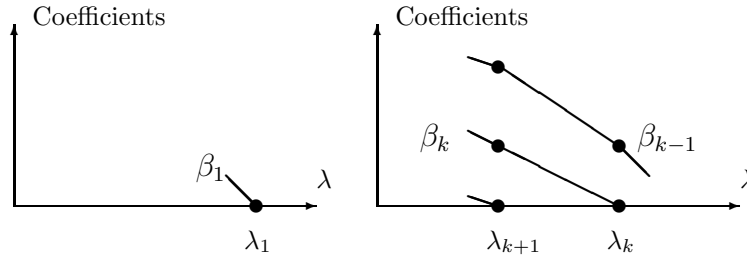


Figure 6: LARS: As λ decreases from ∞ , it reaches $\lambda_1 = \max_j |X_j^\top y|$. For j_1 such that $\lambda_1 = |X_{j_1}^\top y|$, continue to reduce λ while maintaining $\beta_j = 0$ for $j \neq j_1$ and only increasing the absolute value of β_1 (left). Then, at $\lambda = \lambda_k$, add $j_k \notin M_{k-1}$ such that $|X_{j_k}^\top r(\lambda_k)| = \lambda_k$ to obtain M_k , and further, with $\beta_j = 0$ for $j \notin M_k$, only increase the absolute values of β_j for $j \in M_k$.

In LARS, firstly, a piecewise linear function $\beta : [0, \infty) \rightarrow \mathbb{R}^p$ is constructed as follows (see Figure 6). Assuming $k \geq 1$, given $r_1 = y, r_2, \dots, r_{k-1} \in \mathbb{R}^n$, $\lambda_1 := \max_j |X_j^\top y| > \lambda_2 > \dots > \lambda_{k-1} \geq 0$, $\beta_1 = 0, \beta_2, \dots, \beta_{k-1} \in \mathbb{R}^p$, $M_{k-1} = \{j_1, \dots, j_{k-1}\} \subseteq \{1, \dots, p\}$ (where j_1 maximizes $\max_j |X_j^\top y|$), for each $k = 2, 3, \dots$, the following is performed. Note that $P_{k-1} = X_{M_{k-1}}^\top (X_{M_{k-1}}^\top X_{M_{k-1}})^{-1} X_{M_{k-1}}^\top$.

1. Define the following functions in the range $\lambda \leq \lambda_{k-1}$:

$$\beta(\lambda) = \beta_{k-1} + \left(1 - \frac{\lambda}{\lambda_{k-1}}\right) \begin{bmatrix} X_{M_{k-1}}^+ r_{k-1} \\ 0 \end{bmatrix} \quad (27)$$

$$r(\lambda) = y - X\beta(\lambda) \quad (28)$$

2. Include $j_k \notin M_{k-1}$ in M_{k-1} to make M_k , such that the absolute value of $X_j^\top r(\lambda_k)$ attains the maximum value λ_k ($\leq \lambda_{k-1}$).
3. Extend the range of the functions $\beta(\lambda)$, $r(\lambda)$ from $\lambda_{k-1} \leq \lambda$ to $\lambda_k \leq \lambda$, and let $\beta_k := \beta(\lambda_k)$, $r_k := r(\lambda_k)$.

Note that in (27), we have denoted the case where the first $k-1$ components are non-zero to prevent the notation from becoming cumbersome (actually, we have not performed any component swapping, etc.). According to this procedure, for $\lambda \leq \lambda_k$ and each $j \in M_k$,

$$X_j^\top r(\lambda) = \pm \lambda \quad (29)$$

holds. Indeed, from (27) (28),

$$\begin{aligned} r(\lambda) &= y - X\beta(\lambda) = y - X \left\{ \beta_k + \left(1 - \frac{\lambda}{\lambda_k}\right) \begin{bmatrix} X_{M_k}^+ r_k \\ 0 \end{bmatrix} \right\} \\ &= r_k - \left(1 - \frac{\lambda}{\lambda_k}\right) P_k r_k = P_k^\perp r_k + \frac{\lambda}{\lambda_k} P_k r_k \end{aligned}$$

is established. Note that from the second step of the algorithm above, $X_j^\top r_k = \pm \lambda_k$, and $X_j^\top P_k = (P_k X_j)^\top = X_j^\top$ holds for $j \in M_k$. This means that

$$X_j^\top r(\lambda) = X_j^\top \left(P_k^\perp r_k + \frac{\lambda}{\lambda_k} P_k r_k \right) = 0 + \frac{\lambda}{\lambda_k} X_j^\top r_k = \pm \lambda$$

In other words, as the value of λ decreases and once $j \in M$ becomes active, it continues to satisfy (29) until λ becomes 0, and does not become inactive thereafter.

In selective inference within LARS, variables are sequentially selected, similar to FS. However, we consider the truncation domain and truncation distribution when deciding to stop the selection at any given stage.

The polytope of LARS is constructed as follows. Firstly, by substituting $\lambda = \lambda_k$ into equation (27), we establish

$$r_k = y - X\beta(\lambda_k) = y - X \left\{ \beta_{k-1} + \left(1 - \frac{\lambda_k}{\lambda_{k-1}} \right) \right\} \begin{bmatrix} X_{M_{k-1}}^+ r_{k-1} \\ 0 \end{bmatrix} = r_{k-1} - \left(1 - \frac{\lambda_k}{\lambda_{k-1}} \right) P_{k-1} r_{k-1} \quad (30)$$

Also, from equation (29), r_{k-1} , λ_{k-1} must satisfy $X_h^\top r_{k-1} = s_h \lambda_{k-1}$, $h \in M_{k-1}$ Suzuki (2020, 2021), namely, defining $s_{M_{k-1}} := [s_1, \dots, s_{k-1}]^\top$,

$$X_{M_{k-1}}^\top r_{k-1} = \lambda_{k-1} s_{M_{k-1}} \quad (31)$$

must hold. And, pay attention to the following lemma.

Lemma 2

$$X_j^\top r_k = s_k \lambda_k \iff \frac{X_j^\top P_{k-1}^\perp}{s_k - X_j^\top (X_{M_{k-1}}^+)^\top s_{M_{k-1}}} y = \lambda_k \quad (32)$$

(Refer to the appendix for the proof.)

Then,

$$c_k(j, s) := \frac{P_{k-1}^\perp X_j}{s - X_j^\top (X_{M_{k-1}}^+)^\top s_{M_{k-1}}} \quad (33)$$

let's define as above. From (32), we have

$$X_{j_k}^\top r_k = s_k \lambda_k \iff c_k(j_k, s_k)^\top y = \lambda_k$$

Also,

$$c_k(j, s)^\top y \leq \lambda_{k-1}, \quad (j, s) \in C_k \quad (34)$$

the set of $(j, s) \notin M_{k-1} \times \{-1, 1\}$ for which holds, we denote by C_k (the competitors), and the set of $(j, s) \notin M_{k-1} \times \{-1, 1\}$ for which (34) does not hold, we write as D_k . It holds that $C_k \cup D_k = \overline{M}_k \times \{-1, 1\}$, and

$$c_k(j, s)^\top y \geq \lambda_{k-1}, \quad (j, s) \in D_k \quad (35)$$

$$c_k(j_k, s_k)^\top y \geq c_k(j, s)^\top y, \quad (j, s) \in C_k \setminus (j_k, s_k) \quad (36)$$

are satisfied Tibshirani *et al.* (2016). Furthermore, because $\lambda \geq 0$,

$$c_k(j_k, s_k)^\top y \geq 0 \quad (37)$$

holds. That is to say, because the value of λ is being lowered from λ_{k-1} , if $c_k(j, s)^\top y \geq \lambda_{k-1}$, it is excluded from the objects to be compared for the maximum value (becoming an element of C_k). Therefore, $c_k(j_k, s_k)^\top y \leq \lambda_{k-1}$.

At each k , the polyhedron is formed by at most $|C_k| + 2(p - k + 1)$ inequalities of these four types and the rows of A, b are formed by adding them for $k = 1, \dots, p$. However, this polyhedron is the one under the condition of active sets M_1, \dots, M_k , the corresponding signs s_{M_1}, \dots, s_{M_k} , and competitors C_1, \dots, C_k . Of course, if the logical sum is taken for possible $\{C_i\}$, the polyhedron related to $\{M_i\}$ and $\{s_{M_i}\}$ is formed, and further, if the logical sum is taken for possible signs $\{s_{M_i}\}$, the polyhedron related to $\{M_i\}$ is formed.

On the other hand, in the case of Lasso, the condition for (j_k, s_k) to become active from non-active is the same. However, even if it becomes active once, it can become non-active Tibshirani (2012).

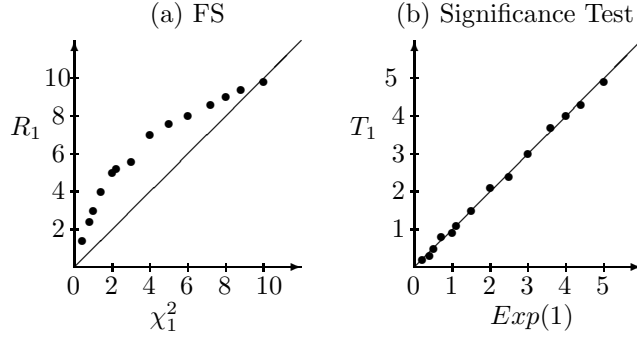


Figure 7: (a) Values of R_1 , the FS of the first selected variable among p variables, and (b) values of T_1 for the first variable selected in the Significance Test for Lasso, along with the $Q - Q$ plot of the χ^2 values, schematically representing the results of the simulation. The statistic R_1 is distributed with larger values than χ^2_1 , while the statistic T_1 follows a distribution similar to $Exp(1)$.

7 Significance Test for Lasso

In this section, we consider sequential statistical tests that do not depend on selective inference using the polyhedra dealt with so far. When $X^\top X = I_p$, the statistic T_k , which signifies whether the k -th variable is significant or not, can be calculated only from λ_k , λ_{k+1} , and σ^2 . This test is shown to have performance asymptotically equivalent to the Spacing Test using a polyhedron, as discussed in Section 8.

In AIC and BIC, for a variable set $M \subseteq \{1, \dots, p\}$ and $j \notin M$, it is common to test whether it is significant to add variable j by comparing the difference in the RSS values of M and $M \cup \{j\}$ with 2 or $\log n$. However, making such a decision based on the value

$$R_k := \frac{RSS_{M_{k-1}} - RSS_{M_{k-1} \cup \{j_k\}}}{\sigma^2}$$

normalized by the difference r_k (the value of RSS) defined in (23) when sequentially selecting variables in FS and adding variable j to the first selected $k - 1$ variables has problems. Figure 7(a) is a $Q - Q$ plot with a χ^2 distribution of degree 1, measuring the value of R_1 of the first selected variable by performing FS in linear regression where all slopes of p variables are 0, for n times. Since it selects one variable that reduces the RSS the most among p variables, R_1 does not follow χ^2_1 , even though that variable is not significant.

Thus, Lockhart *et al.* (2014) proposed a test method called Significance Test for Lasso. Below, we assume as a null hypothesis that M_{k-1} contains all the indices of the non-zero components of the true β , denoted β^* .

In Lasso, let M_{k-1} be the active set just before λ_k . That is, at $\lambda = \lambda_k$,

among $\hat{\beta}(\lambda_k) \in \mathbb{R}^p$, the components of M_{k-1} are non-zero, and

$$\frac{1}{2}\|y - X\beta\|_2^2 + \lambda_k\|\beta\|_1 \quad (38)$$

is minimized by $\beta = \hat{\beta}(\lambda_k)$, in which the component of the newly selected $j_k \in M_k \setminus M_{k-1}$ is also 0 at $\lambda = \lambda_k$. Assuming $M_{k-1} \subsetneq M_k$, similarly at $\lambda = \lambda_{k+1}$, among $\hat{\beta}(\lambda_{k+1}) \in \mathbb{R}^p$, the components of M_k are non-zero, and

$$\frac{1}{2}\|y - X\beta\|_2^2 + \lambda_{k+1}\|\beta\|_1$$

is minimized by $\beta = \hat{\beta}(\lambda_{k+1})$, in which the component of $j_{k+1} \in M_{k+1} \setminus M_k$ is 0 at $\lambda = \lambda_{k+1}$.

Lockhart *et al.* (2014) derived the distribution under the null hypothesis of the statistic

$$T_k := \left(\langle y, X\hat{\beta}(\lambda_{k+1}) \rangle - \langle y, X_{M_{k-1}}\tilde{\beta}_{M_{k-1}}(\lambda_{k+1}) \rangle \right) / \sigma^2 \quad (39)$$

to test for a significant difference between this $\hat{\beta}(\lambda_{k+1}) \in \mathbb{R}^p$ and $\tilde{\beta} = \tilde{\beta}_{M_{k-1}}(\lambda_{k+1}) \in \mathbb{R}^{k-1}$, which minimizes

$$\frac{1}{2}\|y - X_{M_{k-1}}\tilde{\beta}\|_2^2 + \lambda_{k+1}\|\tilde{\beta}\|_1. \quad (40)$$

In general, in Lasso, there is no guarantee that the variable set M will expand monotonically even if the value of λ is decreased. Under $M_{k-1} \subsetneq M_k$, Lockhart *et al.* (2014) set

$$\omega_k = \left\| (X_{M_k}^+)^{\top} s_{M_k} - (X_{M_{k-1}}^+)^{\top} s_{M_{k-1}} \right\|_2 \quad (41)$$

and derived the following.

Lemma 3

$$T_k = \omega_k^2 \lambda_k (\lambda_k - \lambda_{k+1}) / \sigma^2. \quad (42)$$

(For a proof, please refer to the appendix.)

In the following, we discuss the case where $X^{\top}X = I_p$. For a generalization to the general case, please refer to Lockhart *et al.* (2014). In the case of $X^{\top}X = I_p$,

$$\begin{aligned} \omega_k &= \left\| (X_{M_k}^+)^{\top} s_{M_k} - (X_{M_{k-1}}^+)^{\top} s_{M_{k-1}} \right\|_2 \\ &= \left\| X_{M_k} s_{M_k} - X_{M_{k-1}} s_{M_{k-1}} \right\|_2 = \|s_{j_k} X_{j_k}\| \\ &= \|X_{j_k}\| = 1, \end{aligned}$$

thus,

$$T_k = \lambda_k (\lambda_k - \lambda_{k+1}) / \sigma^2 \quad (43)$$

holds. Also, when we let $U_j = X_j^\top y$, we can write $\lambda_j = |U_j|$ where $j = 1, \dots, p$. However, U_1, \dots, U_p are random variables satisfying $|U_1| \geq |U_2| \geq \dots \geq |U_p|$. In this case,

$$T_k = |U_k|(|U_k| - |U_{k+1}|)/\sigma^2$$

can be written.

On the other hand, when we consider $V_1 \geq V_2 \geq \dots \geq V_p$ as p independent random variables following a χ_1 distribution, and when fixing $r \leq p$, as $p \rightarrow \infty$,

$$(V_1(V_1 - V_2), V_2(V_2 - V_3), \dots, V_r(V_r - V_{r+1})) \xrightarrow{d} (\text{Exp}(1), \text{Exp}(1/2), \dots, \text{Exp}(1/r)) \quad (44)$$

is derived (Lockhart *et al.* (2014)). Here, \xrightarrow{d} denotes convergence in distribution, and $\text{Exp}(\alpha)$ is an exponential distribution such that $Z \sim \text{Exp}(\alpha) \implies \mathbb{E}[Z] = \alpha$.

Using the statistic T_k , assuming Lasso variable selection and denoting M_* as the true variable set, a test is constructed that takes the current selected variable set M_k containing M^* as a subset as the null hypothesis H_0 . If all necessary variables are selected, the unselected variables are merely noise, and it is assumed to follow the null hypothesis.

Lockhart *et al.* (2014) specifically proved the following proposition, and constructed a statistical test based on this null distribution.

Proposition 1 (Lockhart *et al.* (2014)) *Under the assumption that*

$$\lim_{p \rightarrow \infty} \left(\min_{j \in M^*} |\beta_j^*| - \sigma \sqrt{2 \log p} \right) = \infty,$$

the following hold as $p \rightarrow \infty$:

1. *The probability of the event $\min_{j \in M^*} |U_j| > \max_{j \notin M^*} |U_j|$ converges to 1.*
2. *$(T_{k_*+1}, T_{k_*+2}, \dots, T_{k_*+r}) \xrightarrow{d} (\text{Exp}(1), \text{Exp}(\frac{1}{2}), \dots, \text{Exp}(\frac{1}{r}))$.*

Proof of Proposition 1:

Let $\theta := \min_{j \in M^*} \beta_j^*$. By assumption, there exists c_p such that both $c_p - \sigma \sqrt{2 \log p}$ and $\theta - c_p$ tend to infinity as $p \rightarrow \infty$. Since $X^\top X = I_p$, and $U_j \sim N(\beta_j^*, \sigma^2)$ occur independently, for each $j \in M^*$, we have

$$\mathbb{P}(|U_j| \leq c_p) = \Phi\left(\frac{c_p - \beta_j^*}{\sigma}\right) - \Phi\left(\frac{-c_p - \beta_j^*}{\sigma}\right) \leq \Phi\left(\frac{c_p - \beta_j^*}{\sigma}\right) \rightarrow 0,$$

$$\mathbb{P}\left(\min_{j \in M^*} |U_j| > c_p\right) = \prod_{j \in M^*} \mathbb{P}(|U_j| > c_p) \rightarrow 1,$$

$$\mathbb{P}\left(\min_{j \notin M^*} |U_j| \leq c_p\right) = \left(1 - 2\Phi^c\left(\frac{c_p}{\sigma}\right)\right)^{p-k_*} \rightarrow 1,$$

where $\beta_j^* = 0$, $j \notin M^*$, and

$$\Phi^c(u) = \frac{1}{\sqrt{2\pi}} \int_u^\infty e^{-x^2/2} dx < \frac{1}{\sqrt{2\pi}} \int_u^\infty \frac{x}{u} e^{-x^2/2} dx = \frac{e^{-u^2/2}}{u\sqrt{2\pi}}, \quad u > 0,$$

$$1 - 2\Phi^c(\sqrt{2\log p}) > 1 - \frac{2e^{-\log p}}{\sqrt{2\pi\log p}} = 1 - \frac{2}{p\sqrt{2\pi\log p}},$$

$$\left(1 - 2\Phi^c(\sqrt{2\log p})\right)^{p-k_*} > \left\{ \left(1 - \frac{2}{p\sqrt{2\pi\log p}}\right)^{\sqrt{2\pi}p\sqrt{\log p}} \right\}^{\frac{p-k_*}{p\sqrt{2\pi\log p}}} \rightarrow 1.$$

Let's denote the event $\min_{j \in M^*} |U_j| > \max_{j \notin M^*} |U_j|$ by B . Then $\mathbb{P}(B) \rightarrow 1$, and therefore, for any event E , $\mathbb{P}(E|B) \rightarrow \mathbb{P}(E)$. Under event B , $T_{k_*+i} = V_i(V_i - V_{i+1})$, so when $\mathbb{P}(B) \rightarrow 1$, T_{k_*+i} converges in probability to $V_i(V_i - V_{i+1})$. From (44), this implies the proposition. \square

8 Spacing Test for LARS

Lastly, we introduce a simplified Spacing Test, discussed with respect to the selective inference for Lasso in Section 6 (Tibshirani *et al.* (2016)), and discuss its relation with the Significance test in Section 7 (Lockhart *et al.* (2014)). Here, Tibshirani *et al.* (2016) constructed a framework that uniformly handles sequential model selection, including not only Lasso but also Forward Selection (FS) and others. In order to uniformly deal with such sequential model selection, without assuming linear regression and instead letting

$$y = \theta + \epsilon, \quad \epsilon \sim N(0, \sigma^2 I_n),$$

without setting $\theta = X\beta^*$, $X \in \mathbb{R}^{n \times p}$, $\beta^* \in \mathbb{R}^p$, it considered a test regarding the null hypothesis $v^\top \theta = 0$ for some $v \in \mathbb{R}^n$. Regarding LARS, v is set as $v := (X_{M_{k-1}}^+)^\top e_k$, and θ is used as the mean of y under the null hypothesis, which is $X\beta^*$. Under the null hypothesis, the $k-1$ components of β^* are non-zero, while the rest are zero; hence, $v^\top \theta$ becomes the k -th component of β^* , i.e., β_{jk}^* . That is, the Spacing Test, like the Significance Test, uses a null hypothesis that, given the variables selected so far, the coefficients of any further selected variables become zero (there is no need to select more variables).

Below, we present the polyhedron, null hypothesis, and truncated distribution.

First, we use the following fact.

Lemma 4 (Tibshirani *et al.* (2016)) *Equations (36) and (37) are equivalent to the following four conditions:*

$$c_1(j_1, s_1)^\top y \geq c_2(j_2, s_2)^\top y \geq \cdots \geq c_k(j_k, s_k)^\top y \geq 0 \quad (45)$$

$$c_k(j_k, s_k)^\top y \geq c_{k+1}^* := \max_{(j,s) \in S_k^+} c_{k+1}(j, s)^\top y \quad (46)$$

$$c_l(j_l, s_l)^\top y \geq \min_{(j,s) \in S_l^-} c_{l+1}(j, s)^\top y, \quad l = 1, \dots, k \quad (47)$$

$$c_l(j_l, s_l)^\top y \geq \max_{(j,s) \in S_l^0} c_k(j, s)^\top y, \quad l = 1, \dots, k \quad (48)$$

where we have set:

$$S_k^+ := \{(j, s) | j \notin M_k, c_k(j, s)^\top c_k(j_k, s_k) \leq \|c_k(j_k, s_k)\|_2^2, c_k(j, s)^\top y \leq c_k(j_k, s_k)^\top y\}$$

$$S_l^- := \{(j, s) | j \notin M_l, c_l(j, s)^\top c_l(j_l, s_l) \geq \|c_l(j_l, s_l)\|_2^2, c_l(j, s)^\top y \leq c_l(j_l, s_l)^\top y\}$$

$$S_l^0 := \{(j, s) | j \notin M_l, c_l(j, s)^\top c_l(j_l, s_l) = \|c_l(j_l, s_l)\|_2^2, c_l(j, s)^\top y \leq c_l(j_l, s_l)^\top y\}$$

(See the appendix for proof.)

Furthermore, it has been proposed to approximate equations (45)-(48) by $k+1$ conditions from equations (45) and (46). In fact, when $X^\top X = I_p$, $c_l(j, s) = X_j$, and for $j \notin M_l$, $c_l(j, s)^\top c_l(j_l, s_l) = X_j^\top X_l = 0$ holds. This means that both S_l^- and S_l^0 are empty sets and equations (47) and (48) are unconditionally satisfied. In the general situation where $X^\top X \neq I_p$, it becomes an accurate approximation of the polyhedron, but computationally advantageous as the matrix A has significantly fewer rows. In practice, the constraint conditions in equations (47) and (48) are often not applied, and deleting them does not significantly alter the geometric characteristics of the set.

First, we define the row vectors A_1, \dots, A_{k+1} of matrix A as

$$A_l = -c_l(j_l, s_l)^\top + c_{l+1}(j_{l+1}, s_{l+1})^\top, \quad l = 1, \dots, k-1$$

$$A_k = A_{k+1} = -c_k(j_k, s_k)^\top$$

and let $b_1 = \dots = b_k = 0$, $b_{k+1} = c_{k+1}^*$. Constructing the polyhedron $A_l y \leq b_l$, $l = 1, \dots, k+1$, and under the null hypothesis $\beta_{j_k} = 0$, the distribution followed by the statistic

$$T_k := \frac{\Psi\left(\lambda_{k-1} \frac{\omega_k}{\sigma}\right) - \Psi\left(\lambda_k \frac{\omega_k}{\sigma}\right)}{\Psi\left(\lambda_{k-1} \frac{\omega_k}{\sigma}\right) - \Psi\left(c_{k+1}^{*\top} y \frac{\omega_k}{\sigma}\right)} \quad (49)$$

(spacing test) was derived. Here, ω_k is given in (41), and $\eta^\top y = \lambda_k$ is divided by σ and multiplied by ω_k because ω_k is the reciprocal of $\|\eta\|_2$, and to normalize the magnitude of $\eta \in \mathbb{R}^n$ so that $\eta^\top y / (\sigma \|\eta\|_2)$ follows the standard normal distribution.

Lemma 5 $\|\eta\|_2 = \omega_k^{-1}$

(See the appendix for proof.)

Proposition 2 Assuming the null hypothesis $H_0 : \beta_{j_k} = 0$, the conditional probability of event $\{T_k^* \leq \alpha\}$ under the polyhedron $\{Ay \leq b\}$ is α .

$$\mathbb{P}_{H_0}(T_k \leq \alpha | Ay \leq b) = \alpha \quad (50)$$

For a two-sided test, use $2 \min\{T_k, 1 - T_k\}$ instead of T_k .

Proof of Proposition 2: Throughout, to simplify the notation, we write $c_l := c_l(j_l, s_l)$, $l = 1, \dots, k$. First, let $\eta := c_k$. If $h < k$, then

$$\begin{aligned} (P_{h-1}^\perp X_{j_h})^\top P_{k-1}^\perp X_{j_k} &= X_{j_h}^\top P_{h-1}^\perp P_{k-1}^\perp X_{j_k} \\ &= X_{j_h}^\top P_{k-1}^\perp X_{j_k} = 0 \end{aligned} \quad (51)$$

implying that $c_h^\top c_k = 0$ and, since $c = \eta / \|\eta\|_2^2$, we get

$$A_1 c = \dots = A_{k-2} c = 0,$$

$$A_{k-1} c = 1,$$

$$A_k c = A_{k+1} c = -1.$$

Therefore, there is only one j such that $(Ac)_j > 0$. Also, there are two j such that $(Ac)_j < 0$, but since $A_k = A_{k+1} = -c_k$, $b_k = 0$, and $b_{k+1} = c_{k+1}^*$, from equation (17) we have

$$\begin{aligned} \nu^+(z) &= \frac{b_{k-1} - A_{k-1} z}{A_{k-1} c} \\ &= 0 - \{-c_{k-1}^\top + c_k^\top\} \left(I_n - \frac{\eta \eta^\top}{\|\eta\|_2^2} \right) y \\ &= (c_{k-1}^\top - c_k^\top + c_k^\top \frac{c_k c_k^\top}{\|c_k\|_2^2}) y = \lambda_{k-1} \end{aligned} \quad (52)$$

and

$$\begin{aligned} \nu^-(z) &= \frac{b_{k+1} - A_{k+1} z}{A_{k+1} c} \\ &= c_{k+1}^* - (-c_k^\top) \left(I_n - \frac{\eta \eta^\top}{\|\eta\|_2^2} \right) y \\ &= c_{k+1}^* - (-c_k^\top) \left(I_n - \frac{c_k c_k^\top}{\|c_k\|_2^2} \right) y = c_{k+1}^* \end{aligned} \quad (53)$$

are valid, and the value in equation (20) is uniformly distributed in $[a, b] = [\nu^-(z), \nu^+(z)]$. The value of z_0 at that time is

$$z_0 = \left(I_n - \frac{c_k c_k^\top}{\|c_k\|_2^2} \right) y.$$

□

Tibshirani *et al.* (2016) proposes an approximation due to the complexity of obtaining the value of $c_{k+1}^*{}^\top y$ in equation (49), which slightly weakens the detection power, as

$$T_k^{sp} := \frac{\Psi\left(\lambda_{k-1} \frac{\omega_k}{\sigma}\right) - \Psi\left(\lambda_k \frac{\omega_k}{\sigma}\right)}{\Psi\left(\lambda_{k-1} \frac{\omega_k}{\sigma}\right) - \Psi\left(\lambda_{k+1} \frac{\omega_k}{\sigma}\right)}$$

and proves that

$$\mathbb{P}_{H_0}(T_k^{sp} \leq \alpha | Ay \leq b) \leq \alpha. \quad (54)$$

Because

$$\lambda_{k+1} = \max_{(j,s): j \notin M_k} c_{k+1}(j, s) \geq \max_{(j,s) \in S_k^+} c_{k+1}(j, s) = c_{k+1}^*$$

and $T_k \leq T_k^{sp}$, equation (54) holds. Furthermore, under the assumption that $\omega_k \lambda_{k+1} \xrightarrow{P} \infty$ and $\omega_k^2 \lambda_{k-1} (\lambda_{k-1} - \lambda_k) \xrightarrow{P} \infty$, it was demonstrated that there exists a relationship

$$-\log T_k^{sp} - T_k^{sig} \xrightarrow{P} 0, \quad (55)$$

where T_k^{sig} is the T_k in equation (39) for the Significance Test in Lasso, and \xrightarrow{P} denotes convergence in probability.

9 Conclusion

We have discussed selective inference in sparse estimation above. There are several explanations about sparse estimation, and one might feel that it is somewhat “old news.” In this paper, we tried to follow the conservative mainstream flow (Stanford Statistics) that includes selective inference, Lasso, FS, and LARS. The Significance Test in Section 7 Lockhart *et al.* (2014) and the Spacing Test in Section 8 Tibshirani *et al.* (2016) are considered to be difficult to understand (the latter presupposes an understanding of the former). And while they are highly cited⁷, hardly any follow-up research has emerged even after a decade. The honest motive for writing this paper is a belief that if readers can grasp the essence of them through this commentary, it might lead to research opportunities, suspecting that there might be “buried treasure” that remains unearthed.

Although the number of theoretical papers is decreasing, results applying to specific problems in machine learning and other fields have been presented. Applications to clustering Gao *et al.* (2020), to estimating the MMD (maximum mean discrepancy) for assessing differences in distributions Yamada *et al.* (2019), to HSIC-Lasso applications Yamada *et al.* (2018), and others like Duy and Takeuchi (2021) mentioned in Section 4, have been presented at top conferences in machine learning. Furthermore, Tasaka and Suzuki (2022) proposes a method for determining the value of λ in Fused Lasso by utilizing the Spacing Test.

A Appendix

Proof of Lemma 1

Since $F_\mu(x)$ is a truncated normal distribution, when the probability density function is denoted as $f_\mu(x)$, regarding the likelihood ratio,

$$\mu < \lambda, y < z \implies \frac{f_\lambda(z)}{f_\mu(z)} > \frac{f_\lambda(y)}{f_\mu(y)}$$

holds. Indeed, taking the logarithm on both sides and subtracting the right side from the left side, we get

$$-\frac{(z-\lambda)^2}{2\sigma^2} + \frac{(z-\mu)^2}{2\sigma^2} + \frac{(y-\lambda)^2}{2\sigma^2} - \frac{(y-\mu)^2}{2\sigma^2} = \frac{(z-y)(\lambda-\mu)}{\sigma^2} > 0$$

⁷As of March 1, 2023, their citation counts on Google Scholar are 812 and 506, respectively.

At this time, by integrating both sides of $f_\lambda(z)f_\mu(y) > f_\lambda(y)f_\mu(z)$, we have

$$\begin{aligned} f_\lambda(z)F_\mu(x) &= \int_{-\infty}^x f_\lambda(z)f_\mu(y)dy > \int_{-\infty}^x f_\lambda(y)f_\mu(z)dy = f_\mu(z)F_\lambda(x) \\ F_\mu(x)(1-F_\lambda(x)) &= \int_x^\infty f_\lambda(z)F_\mu(x)dz > \int_x^\infty f_\mu(z)F_\lambda(x)dz = F_\lambda(x)(1-F_\mu(x)) \end{aligned}$$

This implies that $F_\mu(x) > F_\lambda(x)$.

Proof of Lemma 2

From (30) and (31), for $j \notin M_{k-1}$, we can transform

$$\begin{aligned} X_j^\top r_k = s_k \lambda_k &\iff X_j^\top \left\{ r_{k-1} - \left(1 - \frac{\lambda_k}{\lambda_{k-1}} \right) P_{k-1} r_{k-1} \right\} = s_k \lambda_k \\ &\iff X_j^\top P_{k-1}^\perp r_{k-1} = \lambda_k \left\{ s_k - X_j^\top (X_{M_{k-1}}^+)^{\top} s_{M_{k-1}} \right\} \\ &\iff \frac{X_j^\top P_{k-1}^\perp}{s_k - X_j^\top (X_{M_{k-1}}^+)^{\top} s_{M_{k-1}}} y = \lambda_k \end{aligned}$$

In the last transformation, we used

$$\begin{aligned} r_k &= P_{k-1}^\perp r_{k-1} + \frac{\lambda_k}{\lambda_{k-1}} P_{k-1} r_{k-1} \\ P_{k-1}^\perp r_{k-1} &= P_{k-1}^\perp P_{k-2}^\perp r_{k-2} = P_{k-1}^\perp r_{k-2} = \cdots = P_{k-1}^\perp y \end{aligned}$$

Proof of Lemma 3

From (38), the component of $\hat{\beta}(\lambda_k)$ corresponding to M_{k-1} is non-zero. By setting the derivative of

$$\frac{1}{2} \|y - X_{M_{k-1}} \beta\|_2^2 + \lambda_k \|\beta\|_1$$

to zero, we have

$$-X_{M_{k-1}}^\top (y - X_{M_{k-1}} \beta) + s_{M_{k-1}} \lambda_k = 0$$

for some $\beta \in \mathbb{R}^{k-1}$. Therefore, using this β we can write

$$X \hat{\beta}(\lambda_k) = X_{M_{k-1}} \beta = X_{M_{k-1}} (X_{M_{k-1}}^\top X_{M_{k-1}})^{-1} (X_{M_{k-1}}^\top y - \lambda_k s_{M_{k-1}}) = P_{k-1} y - \lambda_k (X_{M_{k-1}}^\top)^+ s_{M_{k-1}}.$$

Similarly,

$$X \hat{\beta}(\lambda_{k+1}) = P_k y - \lambda_{k+1} (X_{M_k}^\top)^+ s_{M_k}$$

holds. Also, the component of $\tilde{\beta}_{M_{k-1}}(\lambda_{k+1})$ corresponding to M_{k-1} is non-zero, and for some $\tilde{\beta} \in \mathbb{R}^{k-1}$ satisfying

$$\frac{1}{2} \|y - X_{M_{k-1}} \tilde{\beta}\|_2^2 + \lambda_{k+1} \|\tilde{\beta}\|_1,$$

when differentiated and set to zero, we have

$$X_{M_{k-1}} \tilde{\beta}_{M_{k-1}}(\lambda_{k+1}) = P_{k-1}y - \lambda_{k+1}(X_{M_{k-1}}^\top)^+ s_{M_{k-1}}.$$

Substituting these into the definition of T_k (39), we obtain the following equation:

$$T_k = y^\top (P_k - P_{k-1})y / \sigma^2 - \lambda_{k+1} y^\top \left\{ (X_{M_k}^\top)^+ s_{M_k} - (X_{M_{k-1}}^\top)^+ s_{M_{k-1}} \right\} / \sigma^2. \quad (\text{A.1})$$

On the other hand, when $f_k(\lambda) := P_k y - \lambda (X_{M_k}^\top)^+ s_{M_k}$, by continuity of the Lasso solution path, we have $f_{k-1}(\lambda_k) = f_k(\lambda)$, i.e.,

$$P_{k-1}y - \lambda_k (X_{M_{k-1}}^\top)^+ s_{M_{k-1}} = P_k y - \lambda_k (X_{M_k}^\top)^+ s_{M_k}.$$

Therefore,

$$(P_k - P_{k-1})y = \lambda_k \left((X_{M_k}^+)^+ s_{M_k} - (X_{M_{k-1}}^+)^+ s_{M_{k-1}} \right) \quad (\text{A.2})$$

$$y^\top (P_k - P_{k-1})y = \lambda_k^2 \left\| (X_{M_k}^+)^+ s_{M_k} - (X_{M_{k-1}}^+)^+ s_{M_{k-1}} \right\|_2^2 \quad (\text{A.3})$$

hold, where we used $(P_k - P_{k-1})^2 = P_k - P_{k-1}$. Finally, taking the inner product of both sides of (A.2) with y and using (A.3), we obtain

$$y^\top \left((X_{M_k}^+)^+ s_{M_k} - (X_{M_{k-1}}^+)^+ s_{M_{k-1}} \right) = \lambda_k \left\| (X_{M_k}^+)^+ s_{M_k} - (X_{M_{k-1}}^+)^+ s_{M_{k-1}} \right\|_2^2 \quad (\text{A.4})$$

Substituting (A.3) and (A.4) into (A.1), the lemma is obtained.

Proof of Lemma 4

$$h_k(j, s) := \frac{c_k(j, s) - \frac{c_k(j, s)^\top c_k(j_k, s_k)}{\|c_k(j_k, s_k)\|_2^2} c_k(j_k, s_k)}{1 - \frac{c_k(j, s)^\top c_k(j_k, s_k)}{\|c_k(j_k, s_k)\|_2^2}}$$

We have that,

$$\begin{aligned} & c_k(j_k, s_k)^\top y \geq c_k(j, s)^\top y \\ \iff & c_k(j_k, s_k)^\top y \left\{ 1 - \frac{c_k(j, s)^\top c_k(j_k, s_k)}{\|c_k(j_k, s_k)\|_2^2} \right\} \geq c_k(j, s)^\top y - \frac{c_k(j, s)^\top c_k(j_k, s_k)}{\|c_k(j_k, s_k)\|_2^2} c_k(j_k, s_k)^\top y \\ \iff & \begin{cases} c_k(j_k, s_k)^\top y \geq h_k(j, s)^\top y, & c_k(j, s)^\top c_k(j_k, s_k) \leq \|c_k(j_k, s_k)\|_2^2 \\ c_k(j_k, s_k)^\top y \leq h_k(j, s)^\top y, & c_k(j, s)^\top c_k(j_k, s_k) \geq \|c_k(j_k, s_k)\|_2^2 \\ c_k(j_k, s_k)^\top y \geq c_k(j, s)^\top y, & c_k(j, s)^\top c_k(j_k, s_k) = \|c_k(j_k, s_k)\|_2^2 \end{cases} \end{aligned}$$

Therefore,

$$\begin{aligned} & c_k(j_k, s_k)^\top y \geq c_k(j, s)^\top y, \quad (j, s) \neq (j_k, s_k) \\ \iff & \begin{cases} c_k(j_k, s_k)^\top y \geq c_k(j_k, -s_k)^\top y \iff c_k(j_k, s_k)^\top y \geq 0 \\ c_k(j_k, s_k)^\top y \geq \max_{c_k(j, s)^\top c_k(j_k, s_k) \leq \|c_k(j_k, s_k)\|_2^2} h_k(j, s)^\top y \\ c_k(j_k, s_k)^\top y \leq \min_{c_k(j, s)^\top c_k(j_k, s_k) \geq \|c_k(j_k, s_k)\|_2^2} h_k(j, s)^\top y \\ c_k(j_k, s_k)^\top y \geq \max_{c_k(j, s)^\top c_k(j_k, s_k) = \|c_k(j_k, s_k)\|_2^2} c_k(j, s)^\top y \end{cases} \quad (\text{A.5}) \end{aligned}$$

holds (Lockhart *et al.* (2014)). Next, we consider the following lemma.

Lemma 6 (Lockhart *et al.* (2014))

$$h_k(j, s) = c_{k+1}(j, s)$$

(The proof follows after the proof of Lemma 5)

Consequently, equations (34), (36), and (37) are equivalent to the following five conditions Tibshirani *et al.* (2016):

$$c_l(j_l, s_l)^\top y \leq \lambda_{l-1}, \quad l = 1, \dots, k \quad (\text{A.6})$$

$$c_l(j_l, s_l)^\top y \geq 0, \quad l = 1, \dots, k \quad (\text{A.7})$$

$$c_l(j_l, s_l)^\top y \geq \max_{(j, s) \in S_l^+} c_{l+1}(j, s)^\top y, \quad l = 1, \dots, k \quad (\text{A.8})$$

$$c_l(j_l, s_l)^\top y \geq \min_{(j, s) \in S_l^-} c_{l+1}(j, s)^\top y, \quad l = 1, \dots, k \quad (\text{A.9})$$

$$c_l(j_l, s_l)^\top y \geq \max_{(j, s) \in S_l^0} c_k(j, s)^\top y, \quad l = 1, \dots, k \quad (\text{A.10})$$

First, since $\lambda_l = c_l(j_l, s_l)^\top y \geq c_{l+1}(j_{l+1}, s_{l+1})^\top y$, equations (A.6) and (A.7) are equivalent to equation (45). Additionally, in general

$$c_l(j_l, s_l) \geq c_l(j_{l+1}, s_{l+1}) = \max_{(j, s): j \notin M_l} c_{l+1}(j, s)^\top y \geq \max_{(j, s) \in S_l^+} c_{l+1}(j, s)^\top y$$

therefore, condition (A.8) can be omitted for $l = 1, \dots, k-1$. Thus, the proposition is obtained.

Proof of Lemma 5

$$\begin{aligned} & X_{M_k}^\top X_{M_k} \begin{bmatrix} z_1 \\ z_2 \end{bmatrix} = \begin{bmatrix} X_{M_{k-1}}^\top X_{M_{k-1}} & X_{M_{k-1}}^\top X_{j_k} \\ X_{j_k}^\top X_{M_{k-1}} & X_{j_k}^\top X_{j_k} \end{bmatrix} \begin{bmatrix} z_1 \\ z_2 \end{bmatrix} = \begin{bmatrix} s_{M_{k-1}} \\ s_{j_k} \end{bmatrix} \\ \iff & \begin{cases} z_1 = (X_{M_{k-1}}^\top X_{M_{k-1}})^{-1} s_{M_{k-1}} - X_{M_{k-1}}^+ X_{j_k} z_2 \\ z_2 = \frac{s_{j_k} - s_{M_{k-1}} X_{M_{k-1}}^+ X_{j_k}}{X_{j_k}^\top P_{k-1}^\perp X_{j_k}} \end{cases} \end{aligned}$$

Hence, the following transformation can be made:

$$\begin{aligned}
\omega_k^2 &= \|(X_{M_k}^\top)^+ s_{M_k} - (X_{M_{k-1}}^\top)^+ s_{M_{k-1}}\|_2^2 \\
&= s_{M_k}^\top (X_{M_k}^\top X_{M_k}) s_{M_k} - s_{M_{k-1}}^\top (X_{M_{k-1}}^\top X_{M_{k-1}}) s_{M_{k-1}} \\
&= s_{M_{k-1}}^\top z_1 + s_k^\top z_2 - s_{M_{k-1}}^\top (X_{M_{k-1}}^\top X_{M_{k-1}}) s_{M_{k-1}} \\
&= [s_k - s_{M_{k-1}}^\top X_{M_{k-1}}^+ X_{j_k}] z_2 \\
&= \frac{\{s_k - s_{M_{k-1}}^\top X_{M_{k-1}}^+ X_{j_k}\}^2}{X_{j_k}^\top P_{k-1}^\perp X_{j_k}} = \|\eta\|_2^{-2}
\end{aligned}$$

Proof of Lemma 6

From (33), we define

$$\theta_{k,j} := \frac{X_{j_k}^\top P_{k-1}^\perp X_j}{X_{j_k}^\top P_{k-1}^\perp X_{j_k}}$$

and need to show

$$\frac{X_j^\top P_{k-1}^\perp y - \theta_{k,j} X_{j_k}^\top P_{k-1}^\perp y}{\{s - s_{M_{k-1}}(X_{M_{k-1}})^+ X_j\} - \theta_{k,j} \{s_k - s_{M_{k-1}}(X_{M_{k-1}})^+ X_{j_k}\}} = \frac{X_j^\top P_k^\perp y}{s - s_{M_k}(X_{M_k})^+ X_j} \quad (\text{A.11})$$

(Lockhart *et al.* (2014)). Since $\theta_{k,j}$ is the coefficient of X_{j_k} when X_j is the dependent variable and X_{M_k} are the independent variables, $\theta_{k,j}$ becomes the j_k -th component of $X_{M_k}^+ X_j$. Thus,

$$\begin{aligned}
X_{M_k}^+ X_j &= [\theta_{M_{k-1},j}, \theta_{k,j}]^\top \iff X_{M_{k-1}} \theta_{M_{k-1},j} + X_{j_k} \theta_{k,j} = P_k X_j \\
\iff \theta_{M_{k-1},j} &= X_{M_{k-1}}^+ (P_k X_j - \theta_{k,j} X_{j_k}) = X_{M_{k-1}}^+ (X_j - \theta_{k,j} X_{j_k})
\end{aligned}$$

Therefore, the denominator of the left-hand side of (A.11) is

$$s - [s_{M_{k-1}}, s_k]^\top \begin{bmatrix} X_{M_{k-1}}^+ (X_j - \theta_{k,j} X_{j_k}) \\ \theta_{k,j} \end{bmatrix} = s - s_{M_k}^\top \begin{bmatrix} \theta_{M_{k-1},j} \\ \theta_{k,j} \end{bmatrix} = s - s_{M_k}^\top (X_{M_k})^+ X_j$$

which matches the denominator on the right-hand side. Also, since $P_{k-1}^\perp (X_j - \theta_{k,j} X_{j_k}) = P_k^\perp X_j$, the numerators on both sides of (A.11) match as well.

Acknowledgments: We express our gratitude to the handling editor, Professor Hidetoshi Matsui, and two other reviewers, for their numerous comments in great detail. We take this opportunity to extend our thanks.

References

- Berk R, Brown L, Buja A, Zhang K, Zhao L (2013). “Valid post-selection inference.” *The Annals of Statistics*, **41**(2), 802–837.
- Duy VNL, Takeuchi I (2021). “Parametric Programming Approach for More Powerful and General Lasso Selective Inference.” In *The 24th International Conference on Artificial Intelligence and Statistics (AISTATS)*.

- Efron B, Hastie T, Johnstone I, Tibshirani R (2004). “Least angle regression.” *Annals of Statistics*, **32**, 407–499.
- Fun J, Lin R (2001). “Variable Selection via Nonconcave Penalized Likelihood and Its Oracle Properties.” *JASA*, **96**, 1348–1360.
- Gao LL, Bien J, Witten D (2020). “Selective Inference for Hierarchical Clustering.” *arXiv: Methodology*.
- Lee J, Sun DL, Sun Y, Taylor JE (2016). “Exact post-selection inference, with application to the lasso.” *The Annals of Statistics*, **44**(3), 907–927.
- Lockhart R, Taylor JE, Tibshirani RJ, , Tibshirani R (2014). “A Significance Test for the LASSO.” *Annals of statistics*, **42** **2**, 413–468.
- Loftus JR, Taylor JE (2014). “A significance test for forward stepwise model selection.” *arXiv: Methodology*.
- Loftus JR, Taylor JE (2015). “Selective inference in regression models with groups of variables.” *arXiv: Methodology*.
- Suzuki J (2020). *Sparse Estimation with R*. Springer.
- Suzuki J (2021). *Sparse Estimation with Python*. Springer.
- Tasaka R, Suzuki J (2022). “Parametric Programming Approach for More Powerful and General Lasso Selective Inference.” In *The 11th Conference of the Asian Regional Section of the International Association for Statistical Computing (IASC-ARS)*.
- Tibshirani R (1996). “Regression Shrinkage and Selection via the Lasso.” *Journal of the royal statistical society series B-methodological*, **58**, 267–288.
- Tibshirani R (2012). “The Lasso Problem and Uniqueness.” *Electronic Journal of Statistics*, **7**, 1456–1490.
- Tibshirani RJ, Taylor JE, Lockhart R, Tibshirani R (2016). “Exact Post-Selection Inference for Sequential Regression Procedures.” *Journal of the American Statistical Association*, **111**, 600 – 620.
- Yamada M, Umezaki Y, Fukumizu K, Takeuchi I (2018). “Post Selection Inference with Kernels.” In *The 21st International Conference on Artificial Intelligence and Statistics (AISTATS)*.
- Yamada M, Wu D, Tsai YHH, Ohta H, Salakhutdinov R, Takeuchi I, Fukumizu K (2019). “Post Selection Inference with Incomplete Maximum Mean Discrepancy Estimator.” *arXiv: Machine Learning*.
- Yang F, Barber R, Jain P, Lafferty J (2016). “Selective inference for group-sparse linear models.” In *Thirtieth Conference on Neural Information Processing Systems (NIPS)*.