

Inexact Gauss-Newton methods with matrix approximation by sampling for nonlinear least-squares and systems

Stefania Bellavia*, Greta Malaspina*, Benedetta Morini*

Abstract

We develop and analyze stochastic inexact Gauss-Newton methods for nonlinear least-squares problems and for nonlinear systems of equations. Random models are formed using suitable sampling strategies for the matrices involved in the deterministic models. The analysis of the expected number of iterations needed in the worst case to achieve a desired level of accuracy in the first-order optimality condition provides guidelines for applying sampling and enforcing, with a fixed probability, a suitable accuracy in the random approximations. Results of the numerical validation of the algorithms are presented.

1 Introduction

This work addresses the solution of large-scale nonlinear least-squares problems and nonlinear systems by inexact Newton methods [14] combined with random models and the line-search strategy. The Nonlinear Least-Squares problem (NLS) has the form

$$\min_{x \in \mathbb{R}^n} f(x) = \frac{1}{2m} \|R(x)\|_2^2, \quad (1)$$

with $R : \mathbb{R}^n \rightarrow \mathbb{R}^m$, $m \geq n$, continuously differentiable. As a special case, problem (1) includes the solution of the square Nonlinear System of Equations

*Dipartimento di Ingegneria Industriale, Università degli Studi di Firenze, Viale G.B. Morgagni 40, 50134 Firenze, Italia. Members of the INdAM Research Group GNCS. Emails: stefania.bellavia@unifi.it, greta.malaspina@unifi.it, benedetta.morini@unifi.it

†The research that led to the present paper was partially supported by INDAM-GNCS through Progetti di Ricerca 2023 and by PNRR - Missione 4 Istruzione e Ricerca - Componente C2 Investimento 1.1, Fondo per il Programma Nazionale di Ricerca e Progetti di Rilevante Interesse Nazionale (PRIN) funded by the European Commission under the NextGeneration EU programme, project “Advanced optimization METHods for automated central vein Sign detection in multiple sclerosis from magneTic resonAnce imaging (AMETISTA)”, code: P2022J9SNP, MUR D.D. financing decree n. 1379 of 1st September 2023 (CUP E53D23017980001), project “Numerical Optimization with Adaptive Accuracy and Applications to Machine Learning”, code: 2022N3ZNAX MUR D.D. financing decree n. 973 of 30th June 2023 (CUP B53D23012670006).

(NSE)

$$F(x) = 0, \quad (2)$$

where $F: \mathbb{R}^n \rightarrow \mathbb{R}^n$ is continuously differentiable; in fact, the solutions of the nonlinear system are zero-residual solutions of the problem

$$\min_{x \in \mathbb{R}^n} f(x) = \frac{1}{2} \|F(x)\|_2^2. \quad (3)$$

In case $F = \nabla G$ and G is an *invex* differentiable function, solving (2) is equivalent to minimizing G [25].

In the following, we will refer to functions R and F as residual functions, irrespective of the problem under consideration, and the form (1) or (3) of f will be understood from the context.

To improve the computational complexity of the deterministic inexact Newton methods, the procedures presented here use models inspired by randomized linear algebra, see e.g., [24, 33]. Indeed, random approximations of expensive derivatives, such as the gradient of f and the Jacobian of the residual function, and random approximations of the Jacobian-vector product can considerably reduce the computational effort of the solvers [1–7, 9, 12, 24, 31, 34]. We address this issue by using matrix approximation through sampling. Specifically, at each iteration, three major tasks are performed. The first task consists in building a random linearized model of the residual function; sampling is used for approximating the Jacobian of the residual function and our approach includes random compression, random sparsification and standard batch approximations; the gradient of f is easily obtained as a byproduct. The resulting procedures fall in the class of stochastic Gauss-Newton type methods. The second task is the approximate minimization of the model via a proper Krylov solver in order to compute the inexact step. The third task is the test acceptance of the trial step by means of the Armijo condition; function f is supposed to be evaluated exactly while the gradient of f is random. We discuss the strategies for building the random models, outline the accuracy requests made with some probability for such models and obtain a bound on the expected number of performed iterations to achieve a desired level of accuracy in the first-order optimality condition. Further, we provide a preliminary numerical validation of our algorithms.

The recent literature on optimization with random or noisy models is vast, restricting to line-search approaches some recent contributions are [6, 8, 9, 11, 27]. Referring to problems (1) and (3) and line-search and/or Inexact Newton methods we are aware of papers [22, 23, 30, 35–37]. In particular, the deterministic method for (3) proposed in [22] is based on a sparsification of the Jacobian. The inexact Newton-Minimal residual methods proposed in [23, 30] employ exact function evaluations and are applicable to problem (2) if the Jacobian is symmetric; the exact Jacobian matrix is used in [30] while approximations of the Jacobian under a deterministic and uniform accuracy requirement are used in [23]. Globalization strategies are not discussed in [23, 30]. Paper [35] relies on sketching matrices to reduce the dimension of the Newton system for

possibly non-square nonlinear systems. The method in [36] is a stochastic regularized Newton method for (2) with batch approximations for the function and the Jacobian, the resulting trial step is used if it can be accepted by an inexact line-search condition, otherwise a preset step is taken. Finally, the method in [37] is a locally convergent Newton-GMRES method for Monte-Carlo based mappings. Comparing with [22, 23, 30, 35], our contribution consists of the use of approximations of the derivatives based on randomized linear algebra, and of globalization via line-search, and includes deterministic and adaptive accuracy in the limit case where accuracy requirement are satisfied almost surely. Comparing with [36, 37], we address approximation of the Jacobian matrix via sparsification besides the considered mini-batch approximation.

The paper is organized as follows. In Section 2 we introduce and discuss our algorithms for NLS and NSE problems, in Section 3 we perform the theoretical analysis and obtain the expected number of iterations required to reach an approximate first-order optimality point, in Section 4 we present preliminary numerical results for our algorithms and in Section 5 we give some conclusions.

1.1 Notations

We denote the 2-norm as $\|\cdot\|$, the infinity norm as $\|\cdot\|_\infty$, the Frobenius norm as $\|\cdot\|_F$. The components of the residual functions are denoted as $R(x) = (R(x)_{(1)}, \dots, R(x)_{(m)})^T$, $F(x) = (F(x)_{(1)}, \dots, F(x)_{(n)})^T$. The Jacobian matrix of both R and F is denoted as J with dimension specified by the problem, i.e., $J: \mathbb{R}^n \rightarrow \mathbb{R}^{m \times n}$ for NLS problem and $J: \mathbb{R}^n \rightarrow \mathbb{R}^{n \times n}$ for NSE problem. The probability of an event is denoted as $\mathbb{P}(\text{event})$, and $\mathbb{1}(\text{event})$ is the indicator function of the event.

2 Inexact line-search methods

We introduce the general scheme of our procedure and then specialize the construction of the random model and the computation of the steps.

The k -th iteration of our method is sketched in Algorithm 2.1. Given $x_k \in \mathbb{R}^n$ and the positive step-length t_k , we linearize the residual function at $x_k + s$ and build a random model $\tilde{m}_k(s)$ which replaces the deterministic model

$$m_k(s) = \frac{1}{2m} \|J(x_k)s + R(x_k)\|^2, \quad (4)$$

$$m_k(s) = \frac{1}{2} \|J(x_k)s + F(x_k)\|^2, \quad (5)$$

for NLS problem and NSE problem, respectively. Along with \tilde{m}_k we compute a stochastic approximation g_k of the gradient $\nabla f(x_k)$.

The tentative step s_k is then computed minimizing \tilde{m}_k in a suitable subspace $\mathcal{K}_k^{(\ell)}$ of \mathbb{R}^n

$$s_k = \operatorname{argmin}_{s \in \mathcal{K}_k^{(\ell)}} \tilde{m}_k(s). \quad (6)$$

Once s_k is available, we test the Armijo condition (7) using exact evaluations of f and the stochastic gradient g_k . If $x_k + t_k s_k$ satisfies such condition we say that the iteration is successful, accept the step and increase the step-length t_k for the next iteration. Otherwise, the iteration is declared unsuccessful, the step is rejected and the step-length t_k is reduced for the next iteration.

Algorithm 2.1. General scheme: k -th iteration

Given $x_k \in \mathbb{R}^n$, $c \in (0, 1)$, $\tau \in (0, 1)$, $t_{\max} > 0$, $t_k \in (0, t_{\max}]$.

Step 1. Form a random model $\tilde{m}_k(s)$ and the stochastic gradient g_k .
 Compute s_k in (6) such that $s_k^T g_k < 0$.

Step 2. If t_k satisfies condition

$$f(x_k + t_k s_k) \leq f(x_k) + c t_k s_k^T g_k, \quad (7)$$

Then (successful iteration)

$$x_{k+1} = x_k + t_k s_k, \quad t_{k+1} = \min\{t_{\max}, \tau^{-1} t_k\}, \quad k = k + 1$$

Else (unsuccessful iteration)

$$x_{k+1} = x_k, \quad t_{k+1} = \tau t_k, \quad k = k + 1.$$

In the following two sections we describe how we realize Step 1 for the problems of interest.

2.1 NLS problem: inexact Gauss-Newton method with row compression of the Jacobian

In this section we consider the nonlinear least-squares problem (1) and present an inexact procedure for building the trial step. Our approach is based on a random model of reduced dimension with respect to the dimension m of the linear residual $(J(x_k)s + R(x_k))$ in (4). A weighted random row compression is applied to $J(x_k)$; as a result $\tilde{J}_k \in \mathbb{R}^{d \times n}$, $d \leq m$, is formed by selecting a subset of d rows of $J(x_k)$ out of m and multiplying each selected row by a suitable weight. As for the residual function, the vector $\tilde{R}_k \in \mathbb{R}^d$ is formed by selecting the subset of d entries associated to the rows of \tilde{J}_k . A practical way to form \tilde{J}_k and \tilde{R}_k is described at the end of this section.

The resulting model

$$\tilde{m}_k(s) = \frac{1}{2m} \|\tilde{J}_k s + \tilde{R}_k\|^2 \quad (8)$$

can be approximately minimized using an iterative method. In fact, the $\tilde{m}_k(s)$ can be minimized in nested Krylov subspaces by procedures such as LSMR [15] and LSQR [28]*. These methods can compute a minimum-length solution of

*See https://web.stanford.edu/group/SOL/home_software.html

$\min_s \tilde{m}_k(s)$. Starting from the null initial guess $s_k^{(0)} = 0$, a sequence of iterates $\{s_k^{(\ell)}\}$, $\ell \geq 1$, satisfying

$$\|\tilde{J}_k s_k^{(\ell)} + \tilde{R}_k\|^2 = \min_{s \in K_k^{(\ell)}} \|\tilde{J}_k s + \tilde{R}_k\|^2, \quad (9)$$

is generated with

$$K_k^{(\ell)} = \text{span} \left\{ \tilde{J}_k^T \tilde{R}_k, (\tilde{J}_k^T \tilde{J}_k) \tilde{J}_k^T \tilde{R}_k, \dots, (\tilde{J}_k^T \tilde{J}_k)^{\ell-1} \tilde{J}_k^T \tilde{R}_k \right\}$$

for some integer $\ell \geq 0$. As a stopping criterion we use

$$\|\tilde{J}_k^T r_k\| \leq \eta_k \|\tilde{J}_k^T \tilde{R}_k\| \quad \text{with} \quad r_k = \tilde{J}_k s_k + \tilde{R}_k, \quad (10)$$

and $\eta_k \in [0, \bar{\eta})$, $\bar{\eta} < 1$, named forcing term [14]. We summarize this procedure in the following algorithm.

Algorithm 2.2. Step 1 of Algorithm 2.1 for NLS

Given $x_k \in \mathbb{R}^n$.

Step 1.1 Choose $\eta_k \in [0, \bar{\eta})$, $d \in \mathbb{N}$, $1 \leq d \leq m$.

Form $\tilde{J}_k \in \mathbb{R}^{d \times n}$, $\tilde{R}_k \in \mathbb{R}^d$ and $g_k = \frac{1}{m} \tilde{J}_k^T \tilde{R}_k$.

Step 1.2 Apply a Krylov method to $\min_s \tilde{m}_k(s)$ with $\tilde{m}_k(s)$ given in (8) and compute s_k satisfying (10).

Lemma 2.1. *Let s_k, \tilde{J}_k, g_k as in Algorithm 2.2. Then $s_k^T g_k \leq 0$.*

Proof. By construction, $s_k = s_k^{(\ell)}$ satisfies (9) for some $\ell \geq 1$, then the residual vector r_k in (10) is orthogonal to any vector in $\tilde{J}_k K_k^{(\ell)}$. Consequently, $s_k^T \tilde{J}_k^T r_k = 0$ and

$$\frac{1}{m} s_k^T \tilde{J}_k^T r_k = \frac{1}{m} s_k^T \tilde{J}_k^T (\tilde{J}_k s_k + \tilde{R}_k) = \frac{1}{m} s_k^T \tilde{J}_k^T \tilde{J}_k s_k + s_k^T g_k = 0. \quad (11)$$

The thesis follows since $\tilde{J}_k^T \tilde{J}_k$ is symmetric positive semidefinite. \square

We conclude this section discussing the construction of the random model. We form the matrix \tilde{J}_k by sampling the rows of $J(x_k)$ and the vector \tilde{R}_k by sampling the components of $R(x_k)$ accordingly. We can build \tilde{J}_k and \tilde{R}_k as a byproduct of the gradient approximation following [24, §7.3.2]. In particular, denoting the i -th row of $J(x_k)$ as $J(x_k)_{(i,:)}$ and the i -th component of $R(x_k)$ as $R(x_k)_{(i)}$, the gradient $\nabla f(x_k)$ can be expressed as

$$\nabla f(x_k) = \frac{1}{m} J(x_k)^T R(x_k) = \frac{1}{m} \sum_{i=1}^m (J(x_k)_{(i,:)})^T R(x_k)_{(i)}.$$

Let p_1^k, \dots, p_m^k be a probability distribution associated to $(J(x_k)_{(i,:)})^T R(x_k)_{(i)}$, $i = 1, \dots, m$, and let $\mathcal{M}_k \subset \{1, \dots, m\}$ be a random subset of indices such that index i is chosen with probability p_i^k . We define $\bar{J}_k \in \mathbb{R}^{m \times n}$ as the matrix whose i -th row is such that

$$(\bar{J}_k)_{(i,:)} = \begin{cases} \frac{1}{|\mathcal{M}_k| p_i^k} (J(x_k)_{(i,:)}) & \text{if } i \in \mathcal{M}_k \\ 0 & \text{otherwise} \end{cases}, \quad (12)$$

and denote with $\tilde{J}_k \in \mathbb{R}^{|\mathcal{M}_k| \times n}$ the compressed matrix obtained by retaining the rows of \bar{J}_k that correspond to indices in \mathcal{M}_k . Analogously, we let $\bar{R}_k \in \mathbb{R}^m$ be the vector whose i -th component is such that

$$(\bar{R}_k)_{(i)} = \begin{cases} R(x_k)_{(i)} & \text{if } i \in \mathcal{M}_k \\ 0 & \text{otherwise} \end{cases},$$

and denote $\tilde{R}_k \in \mathbb{R}^{|\mathcal{M}_k|}$ the compressed vector obtained by retaining the rows of \bar{R}_k that correspond to indices in \mathcal{M}_k . We remark that \bar{J}_k is an unbiased estimator of the Jacobian $J(x_k)$ and that $\tilde{J}_k = S_k P_k^{-1} J(x_k)$, and $\tilde{R}_k = S_k R_k$ with $P_k = |\mathcal{M}_k| \text{diag}(p_1^k, \dots, p_m^k)$, and $S_k \in \mathbb{R}^{|\mathcal{M}_k| \times m}$ being a suitable submatrix of the identity matrix of dimension m .

A stochastic approximation of $\nabla f(x_k)$ can then be defined as

$$g_k = \frac{1}{m} \tilde{J}_k^T \tilde{R}_k = \frac{1}{m} \bar{J}_k^T R_k = \frac{1}{m |\mathcal{M}_k|} \sum_{i \in \mathcal{M}_k} \frac{1}{p_i^k} (J(x_k)_{(i,:)})^T R(x_k)_{(i)}. \quad (13)$$

As for probabilities, they can be uniform, i.e., $p_i^k = 1/m$, $i = 1, \dots, m$, or correspond to the so-called importance sampling [24, §7.3]. The Bernstein inequality [24, Th. 7.2] indicates how large the cardinality of $|\mathcal{M}_k|$ should be to ensure

$$\mathbb{P}(\|\nabla f(x_k) - g_k\| \leq \rho) \geq 1 - \delta_g, \quad (14)$$

given an accuracy requirement $\rho > 0$ and a probability $\delta_g \in (0, 1)$. A general formulation of the Bernstein inequality is given below.

Theorem 2.2. [24, Th. 7.2] *Let $B \in \mathbb{R}^{q_1 \times q_2}$ be a fixed matrix and let the random matrix $X \in \mathbb{R}^{q_1 \times q_2}$ satisfy $\mathbb{E}[X] = B$ and $\|X\| \leq M_X$. Define the per-sample second moment $v(X) = \max\{\|\mathbb{E}[X^T X]\|, \|\mathbb{E}[X X^T]\|\}$. Form the matrix sampling estimator $\bar{X}_w = \frac{1}{w} \sum_{i=1}^w X_i$, where w is an integer and X_i are i.i.d and have the same distribution as X . Then, for all $\rho > 0$*

$$\mathbb{P}(\|B - \bar{X}_w\| \leq \rho) \geq 1 - \delta,$$

if

$$w \geq \left(\frac{2v(X)}{\rho^2} + \frac{4M_X}{3\rho} \right) \log \left(\frac{q_1 + q_2}{\delta} \right).$$

Summarizing, the cardinality of the set \mathcal{M}_k can be ruled by the accuracy requirement in probability specified above; once the set \mathcal{M}_k is chosen, $\tilde{J}_k \in \mathbb{R}^{|\mathcal{M}_k| \times n}$ consists of the rows of $J(x_k)$ with index $i \in \mathcal{M}_k$, multiplied by suitable weights, and \tilde{R}_k is the subvector of $R(x_k)$ formed by the components with indices $i \in \mathcal{M}_k$. With respect to the notation in Algorithm 2.2, it holds $d = |\mathcal{M}_k|$.

2.2 NLS and NSE problems: inexact Gauss-Newton method with Jacobian sampling

In this section we consider problems (1) and (2) and specialize Algorithm 2.1 to the case where the Jacobian matrix is approximated by sampling and has the same dimension as $J(x_k)$; we will denote such random estimate as $\tilde{J}_k \in \mathbb{R}^{m \times n}$.

For problem (1), given x_k , we will use the random model

$$\tilde{m}_k(s) = \frac{1}{2m} \|\tilde{J}_k s + R(x_k)\|^2, \quad (15)$$

and let $g_k = \tilde{J}_k^T R(x_k)$ be the corresponding estimate of the gradient $\nabla f(x_k)$. We remark that the model above has row dimension m while the residual in the model (8) has $d \leq m$ rows.

For problem (2), given x_k , the stochastic counterpart of (5) is given by

$$\tilde{m}_k(s) = \frac{1}{2} \|\tilde{J}_k s + F(x_k)\|^2, \quad (16)$$

and $g_k = \tilde{J}_k^T F(x_k)$ is the corresponding estimate of the gradient $\nabla f(x_k)$.

The inexact Newton step s_k can be computed applying a Krylov solver with stopping criterion

$$\|\tilde{J}_k^T r_k\| \leq \eta_k \|\tilde{J}_k^T R(x_k)\| \quad \text{with } r_k = \tilde{J}_k s_k + R(x_k), \quad (17)$$

for some $\eta_k \in [0, \bar{\eta})$, $0 < \bar{\eta} < 1$, in case of NLS, and

$$\|\tilde{J}_k^T r_k\| \leq \eta_k \|\tilde{J}_k^T F(x_k)\| \quad \text{with } r_k = \tilde{J}_k s_k + F(x_k), \quad (18)$$

for some $\eta_k \in [0, \bar{\eta})$, $0 < \bar{\eta} < 1$, in case of NSE.

Algorithm 2.3 describes the procedure sketched above.

Algorithm 2.3. Step 1 of Algorithm 2.1 for NLS and NSE

Given $x_k \in \mathbb{R}^n$.

Step 1.1 Choose $\eta_k \in [0, \bar{\eta})$.

Step 1.2 If the problem is of the form (1),

Form $\tilde{J}_k^T \in \mathbb{R}^{m \times n}$, $g_k = \frac{1}{m} \tilde{J}_k^T R(x_k)$.

Apply a Krylov method to $\min_s \tilde{m}_k(s)$ with $\tilde{m}_k(s)$ given in (15) and compute s_k satisfying (17).

Else

Form $\tilde{J}_k^T \in \mathbb{R}^{n \times n}$, $g_k = \tilde{J}_k^T F(x_k)$.

Apply a Krylov method to $\min_s \tilde{m}_k(s)$ with $\tilde{m}_k(s)$ given in (16) and compute s_k satisfying (18).

As for the Krylov methods, it is recommended to use LSMR [15], LSQR [27]; in case \tilde{J}_k is square and symmetric MINRES-QLP [13] is recommended[†]. These methods can compute a minimum-length solution of $\min_s \tilde{m}_k(s)$.

Lemma 2.3. *Let s_k, \tilde{J}_k, g_k as in Algorithm 2.3. Then $s_k^T g_k \leq 0$.*

Proof. The claim follows easily proceeding as in Lemma 2.1. \square

To complete the description of Algorithm 2.3, we focus on the construction of \tilde{J}_k . We apply sampling by interpreting $J(x_k)$ as a sum of matrices and consider two different approximations; in one case $J(x_k)$ is the sum of sparse and rank-1 matrices and we form a sparse approximation, in the other case $J(x_k)$ is the sum of Jacobians, as in finite sum-minimization, and we construct a standard batch approximation [7, 9].

The use of a sparse approximation of the Jacobian that still retains significant information in the Jacobian, has potential advantages: reduction of both the storage requirement and the cost of matrix-vector computations needed in the Krylov iterative solver. It can be effective when the Jacobians are dense and too large to handle, when small elements can be zeroed out though retaining most of the information, and when redundant information is present such as in data analysis, see e.g., [16, 17, 33]. Sparsification can be attempted replacing the Jacobian by a sparse matrix that is close in terms of spectral-norm distance. This task can be performed randomly selecting a small number of entries from the original matrix. Let us denote E_{ij} the matrix that has the element in position (i, j) equal to 1 and zeros otherwise, and denote $J(x_k)_{(i,j)}$ the (i, j) entry of $J(x_k)$, then

$$J(x_k) = \sum_{i=1}^m \sum_{j=1}^n J(x_k)_{(i,j)} E_{ij}.$$

Following [33, §6.3] and letting \mathcal{M}_k be a subset of indices (i, j) of all entries, we can generate a random approximation \tilde{J}_k by sampling as

$$\tilde{J}_k = \frac{1}{|\mathcal{M}_k|} \sum_{(i,j) \in \mathcal{M}_k} \frac{1}{p_{i,j}^k} J(x_k)_{(i,j)} E_{ij}. \quad (19)$$

Matrix \tilde{J}_k is an unbiased estimator of $J(x_k)$.

The probability distribution can be assumed uniform, $p_{i,j}^k = \frac{1}{mn} \forall i, j$, or of the form associated to the so-called importance sampling [33, §6.3.3]. Given an accuracy requirement $\rho > 0$ and $\delta_J \in (0, 1)$, it holds

$$\mathbb{P}(\|J(x_k) - \tilde{J}_k\| \leq \rho) \geq 1 - \delta_J$$

whenever the size of the sample \mathcal{M}_k is sufficiently large according to Theorem 2.2.

As a second type of sampling, we suppose that $J(x_k)$ is the average of N matrices, say $J(x_k) = \frac{1}{N} \sum_{i=1}^N \Theta_i(x_k)$, and let $p_i^k = \frac{1}{N}$, $i = 1, \dots, N$, denote the

[†]See https://web.stanford.edu/group/SOL/home_software.html

uniform probability distribution associated to matrices $\Theta_i(x_k)$. Given a set \mathcal{M}_k generated by randomly and uniformly sampling the set of indices $\{1, \dots, N\}$, it holds

$$\tilde{J}_k = \frac{1}{|\mathcal{M}_k|} \sum_{i \in \mathcal{M}_k} \Theta_i(x_k). \quad (20)$$

This matrix is an unbiased estimator of $J(x_k)$ and the sample size $|\mathcal{M}_k|$ which provides (20) is again provided by Theorem 2.2.

3 Iteration complexity for first-order optimality

The algorithms introduced in the previous sections generate a stochastic process. Following [11], we denote \mathcal{T}_k the random step size parameter, \mathcal{S}_k the random search direction, X_k the random iterate, and \mathcal{J}_k the random matrix used either in (8) or in (16). Given ω_k from a proper probability space, we denote the realizations of the random variables above as $t_k = \mathcal{T}_k(\omega_k)$, $s_k = \mathcal{S}_k(\omega_k)$, $x_k = X_k(\omega_k)$, and $\tilde{J}_k = \mathcal{J}_k(\omega_k)$. For brevity we will omit ω_k in the following. Given x_k and t_k , the Jacobian estimator \mathcal{J}_k generates the gradient estimator \mathcal{G}_k of f . We use $\mathcal{F}_{k-1} = \sigma(\mathcal{J}_0, \dots, \mathcal{J}_{k-1})$ to denote the σ -algebra generated by $\mathcal{J}_0, \dots, \mathcal{J}_{k-1}$, up to the beginning of iteration k .

In this section we study the properties of the presented algorithms and provide the expected number of iterations required to reach an ϵ -approximate first-order optimality point, i.e., a point x_k such that $\|\nabla f(x_k)\| \leq \epsilon$ for some positive scalar ϵ .

Our analysis first derives technical results on the relationship between the trial step s_k and the stochastic gradient g_k , then analyzes the occurrence of successful iterations, and finally obtains the expected iteration complexity bound relying on the framework provided in [11]. We start by making the following basic assumption.

Assumption 3.1. (*Existence of a solution*) *There exists a solution of problem (1). Problem (3) admits a zero residual solution.*

Moreover, for any realization of the algorithm, given the Jacobian $J(x_k)$ of the residual functions at x_k , we denote its singular value decomposition as $J(x_k) = U_k \Sigma_k V_k^T$, where U_k, V_k are orthonormal, $\Sigma_k = \text{diag}(\sigma_{k,1}, \dots, \sigma_{k,n})$, $\sigma_{k,1} \geq \dots \geq \sigma_{k,r} > \sigma_{k,r+1} = \dots = \sigma_{k,n} = 0$, with r being the rank of the matrix; concerning matrix dimensions, it holds $U_k \in \mathbb{R}^{m \times m}$, $V_k \in \mathbb{R}^{n \times n}$ for problem (1), $U_k, V_k \in \mathbb{R}^{n \times n}$ for (3). The rank retaining factorization is denoted as

$$J(x_k) = U_{k,r} \Sigma_{k,r} V_{k,r}^T, \quad (21)$$

where $U_{k,r}, V_{k,r}$ denote the first r columns of U_k, V_k and $\Sigma_{k,r} = \text{diag}(\sigma_{k,1}, \dots, \sigma_{k,r})$. For matrix \tilde{J}_k we denote its rank with \tilde{r} , its singular values with $\tilde{\sigma}_{k,i}$ and let $\tilde{J}_k = \tilde{U}_k \tilde{\Sigma}_k \tilde{V}_k^T$ be the singular value decomposition and

$$\tilde{J}_k = \tilde{U}_{k,\tilde{r}} \tilde{\Sigma}_{k,\tilde{r}} \tilde{V}_{k,\tilde{r}}^T \quad (22)$$

be the rank retaining factorization.

3.1 Analysis of the trial step

We establish bounds on the trial step s_k that are necessary to characterize successful iterations and consequently the generated sequence $\{x_k\}$. These bounds hold whenever the nonzero eigenvalues of $\tilde{J}_k^T \tilde{J}_k$ are uniformly bounded from below and above for some sufficiently small σ_{\min} and for some sufficiently large σ_{\max} . Then, let us introduce the following event.

Definition 3.2. (Spectral properties of \tilde{J}_k) *Let \mathcal{J}_k be generated in either Algorithm 2.2 or Algorithm 2.3, and \mathcal{E}_k be the event*

$$\mathcal{E}_k = \mathbb{1} \left(\sigma_{\min} \leq \sigma_i(\mathcal{J}_k^T \mathcal{J}_k) \leq \sigma_{\max}, \quad i = 1, \dots, \tilde{\mathcal{R}} \right)$$

where $\mathbb{1}$ denotes the indicator function of an event, $\tilde{\mathcal{R}}$ is the random variable whose realization is \tilde{r} in (22) and $0 < \sigma_{\min} \leq \sigma_{\max}$.

In the following Lemma we provide conditions that ensure that $\mathcal{E}_k = 1$.

Lemma 3.3. *Let x_k be given, \tilde{J}_k be generated by either Algorithm 2.2 or 2.3 and r and \tilde{r} be the rank of $J(x_k)$ and \tilde{J}_k , respectively. Assume that $\Sigma_{k,r}$ defined in (21) satisfies*

$$2\sigma_{\min} I_r \preceq \Sigma_{k,r}^2 \preceq \frac{\sigma_{\max}}{2} I_r,$$

with $\sigma_{\min}, \sigma_{\max}$ as in Definition 3.2.

- i) *Consider the NLS problem and Algorithm 2.2. Let $\bar{J}_k \in \mathbb{R}^{m \times n}$ be the matrix given in (12). Then $\mathcal{E}_k = 1$ if $\|J(x_k) - \bar{J}_k\| \leq \min\{\sigma_{k,\tilde{r}} - \sqrt{\sigma_{\min}}, \sqrt{\sigma_{\max}} - \sigma_{k,1}\}$.*
- ii) *Consider the NLS and NSE problems and Algorithm 2.3. Then $\mathcal{E}_k = 1$ if $\tilde{r} \leq r$ and if $\|J(x_k) - \tilde{J}_k\| \leq \min\{\sigma_{k,\tilde{r}} - \sqrt{\sigma_{\min}}, \sqrt{\sigma_{\max}} - \sigma_{k,1}\}$.*

Proof. i) Let \bar{J}_k and \tilde{J}_k be the matrices introduced in §2.1. The interlacing property of singular values decomposition gives that the rank of \bar{J}_k is at most r , [18, Theorem 7.3.9]. Further, letting $\Delta_k = J(x_k) - \bar{J}_k$ and $\sigma_{k,i}, \bar{\sigma}_{k,i}, i = 1 \dots, n$, be the singular vales of $J(x_k), \bar{J}_k$ respectively, we know that $|\sigma_{k,i} - \bar{\sigma}_{k,i}| \leq \|\Delta_k\|, \forall i$ [18, Corollary 7.3.8]. Thus, from the assumption on $\Sigma_{k,r}$ it follows that the singular values $\bar{\sigma}_{k,i}, i = 1, \dots, r$ are uniformly bounded from below and above by σ_{\min} and σ_{\max} respectively when $\|\Delta_k\| \leq \min\{\sigma_{k,\tilde{r}} - \sqrt{\sigma_{\min}}, \sqrt{\sigma_{\max}} - \sigma_{k,1}\}$. Since the singular values of \bar{J}_k and \tilde{J}_k are equal, the thesis follows.

ii) Let \tilde{J}_k be the matrix introduced in §2.2. Letting $\Delta_k = J(x_k) - \tilde{J}_k$ and $\sigma_{k,i}, \tilde{\sigma}_{k,i}, i = 1 \dots, n$, be the singular values of $J(x_k), \tilde{J}_k$ respectively, we know that $|\sigma_{k,i} - \tilde{\sigma}_{k,i}| \leq \|\Delta_k\|, \forall i$ [18, Corollary 7.3.8]. Thus, from the assumption on $\Sigma_{k,r}$ it follows that $\mathcal{E}_k = 1$ whenever $\|\Delta_k\| \leq \min\{\sigma_{k,\tilde{r}} - \sqrt{\sigma_{\min}}, \sqrt{\sigma_{\max}} - \sigma_{k,1}\}$. \square

The following lemma establishes useful technical results on s_k .

Lemma 3.4. *Let x_k be given, \tilde{J}_k, s_k, g_k be generated either in Algorithm 2.2 or in Algorithm 2.3. Suppose that $\mathcal{E}_k = 1$ and that*

$$\|\tilde{V}_{k,\tilde{r}}^T s_k\| \geq \mu \|s_k\|, \quad (23)$$

with $\tilde{V}_{k,\tilde{r}}$ defined in (22). Then,

$$\kappa_2 \|g_k\| \leq \|s_k\| \leq \kappa_1 \|g_k\|, \quad -g_k^T s_k \geq \frac{1}{\kappa_1} \|s_k\|^2, \quad (24)$$

for some positive constants κ_1, κ_2 independent of k .

Proof. First consider problem (1) and Algorithm 2.2. By (10) we have $g_k = \frac{1}{m} \tilde{J}_k^T \tilde{R}_k = \frac{1}{m} \tilde{J}_k^T (-\tilde{J}_k s_k + r_k)$ and

$$\|g_k\| \leq \frac{1}{m} (\sigma_{\max} \|s_k\| + \eta_k \|\tilde{J}_k^T \tilde{R}_k\|) \leq \frac{\sigma_{\max}}{m} \|s_k\| + \bar{\eta} \|g_k\|.$$

Thus, the leftmost in $\frac{(1-\bar{\eta})m}{\sigma_{\max}}$. Further, (11) and (23) imply

$$-s_k^T g_k = \frac{1}{m} s_k^T \tilde{V}_{k,r} \tilde{\Sigma}_{k,r}^2 \tilde{V}_{k,r}^T s_k \geq \frac{\sigma_{\min}}{m} \|\tilde{V}_{k,r}^T s_k\|^2 \geq \frac{\sigma_{\min}}{m} \mu^2 \|s_k\|^2,$$

i.e., the second inequality and the rightmost part of (24) hold with $\kappa_1 = \frac{m}{\sigma_{\min} \mu^2}$.

The same results holds for problem (1) and Algorithm 2.3 using (17) and $g_k = \frac{1}{m} \tilde{J}_k^T R_k = \frac{1}{m} \tilde{J}_k^T (-\tilde{J}_k s_k + r_k)$.

The claim for Algorithm 2.3 when applied to problem (2) follows using the same arguments as above, and the constants κ_1 and κ_2 take the form $\kappa_1 = \frac{1}{\sigma_{\min} \mu^2}$ and $\kappa_2 = \frac{1-\bar{\eta}}{\sigma_{\max}}$, respectively. \square

3.2 Regularized models

The conditions (23) assumed in our analysis can be enforced using Levenberg-Marquardt models, i.e., regularizing the random models $\tilde{m}_k(s)$ with a Tikhonov regularization and parameter $\lambda_k \in [\lambda_{\min}, \lambda_{\max}]$ for some λ_{\min} and λ_{\max} positive and small. E.g., in case of problem (3) if

$$\tilde{m}_k(s) + \frac{1}{2} \lambda_k \|s\|^2 = \frac{1}{2} \left\| \begin{pmatrix} \tilde{J}_k \\ \sqrt{\lambda_k} I \end{pmatrix} s + \begin{pmatrix} F(x_k) \\ 0 \end{pmatrix} \right\|^2,$$

then

$$-s_k^T g_k = s_k^T (\tilde{J}_k^T \tilde{J}_k + \lambda_k I) s_k \geq \lambda_{\min} \|s_k\|^2.$$

Hence, (24) holds with $\kappa_1 = \frac{1}{\lambda_{\min}}$ and $\kappa_2 = \frac{1-\bar{\eta}}{\sigma_{\max} + \lambda_{\max}}$ and assumption (23) is no longer necessary. Moreover, Definition 3.2 becomes

$$\mathcal{E}_k = \mathbb{1} \left(\max_i \{\sigma_i(\mathcal{J}_k^T \mathcal{J}_k + \lambda_k I)\} \leq \sigma_{\max} \right),$$

since $\sigma_{\min} \geq \lambda_{\min}$, and proceeding as in Lemma 3.3 we get that $\mathcal{E}_k = 1$ if $\|J(x_k) - \tilde{J}_k\| \leq \sqrt{\sigma_{\max} - \sigma_{k,1}}$.

3.3 Fulfillment of the Armijo condition

The study of the stochastic sequence $\{x_k\}$ depends on characterizing successful iterations and requires to assume accurate derivatives with fixed probability. In case of row-compression of the Jacobian, we assume that the stochastic gradient is sufficiently accurate with respect to $\nabla f(x_k)$ in probability.

Assumption 3.5. (gradient estimate, row compression of the Jacobian) *Let α be a positive constant and consider Algorithm 2.2. The estimator \mathcal{J}_k is $(1 - \delta_g)$ -probabilistically sufficiently accurate in the sense that the indicator variable*

$$\mathcal{I}_k = \mathbb{1}(\|\nabla f(X_k) - \mathcal{G}_k\| \leq \alpha t_k \|\mathcal{G}_k\|) \quad (25)$$

satisfies the submartingale condition

$$\mathbb{P}(\mathcal{I}_k = 1 | \mathcal{F}_{k-1}) \geq 1 - \delta_g, \quad \delta_g \in (0, 1). \quad (26)$$

This requirement can be satisfied approximating $\nabla f(x_k)$ by sampling as described in §2.1. In this regard, note that the cardinality $|\mathcal{M}_k|$ depends on $\rho = \alpha t_k \|g_k\|$ in (14) with $\|g_k\|$ given in (13) but g_k is unknown. In practice, one can enforce condition (26) proceeding as in [1, Algorithm 4.1].

In the remaining cases, the Jacobian is supposed to be probabilistically accurate.

Assumption 3.6. (Jacobian estimate) *Let α be a positive constant and consider Algorithm 2.3. The estimator \mathcal{J}_k is $(1 - \delta_J)$ -probabilistically sufficiently accurate in the sense that the indicator variable*

$$\mathcal{I}_k = \mathbb{1}(\|J(X_k) - \mathcal{J}_k\| \leq \alpha t_k) \quad (27)$$

satisfies the submartingale condition

$$\mathbb{P}(\mathcal{I}_k = 1 | \mathcal{F}_{k-1}) \geq 1 - \delta_J, \quad \delta_J \in (0, 1). \quad (28)$$

This accuracy requirement above can be fulfilled proceeding as in §2.2.

Now we introduce the case where $\mathcal{E}_k = \mathcal{I}_k = 1$ holds and denote such occurrence as a *true* iteration.

Definition 3.7. (True iteration) *Iteration k is true when $\mathcal{E}_k \mathcal{I}_k = 1$.*

For true iterations a relevant bound on $\nabla f(x_k)$ holds.

Lemma 3.8. *Consider any realization x_k of Algorithm 2.1 and suppose that iteration k is true. Suppose that Assumptions 3.5, 3.6 hold.*

i) Consider the Algorithm 2.2. It holds

$$\|\nabla f(x_k)\| \leq (1 + \beta t_k) \|g_k\|, \quad (29)$$

for some positive scalar β .

ii) Consider the Algorithm 2.3. Suppose that

$$\|\tilde{J}_k^T R(x_k)\| \geq \frac{1}{\kappa_3} \|R(x_k)\|, \quad \|\tilde{J}_k^T F(x_k)\| \geq \frac{1}{\kappa_3} \|F(x_k)\|, \quad (30)$$

for problems NLS and NSE respectively, and some positive scalar κ_3 . Then (29) holds for some positive scalar β .

Proof. i) The claim follows trivially by Assumption 3.5 with $\beta = \alpha$.

ii) Using (27), for problem NLS we obtain

$$\begin{aligned} \|\nabla f(x_k)\| &\leq \|\nabla f(x_k) - g_k\| + \|g_k\| \\ &= \frac{1}{m} \|(J(x_k) - \tilde{J}_k)^T R(x_k)\| + \|g_k\| \\ &\leq \frac{1}{m} \alpha t_k \|R(x_k)\| + \|g_k\|. \end{aligned}$$

Then by (30) and (24) we get $\|\nabla f(x_k)\| \leq (1 + \alpha \kappa_3 t_k) \|g_k\|$ and the claim holds with $\beta = \alpha \kappa_3$. The same arguments can be applied for problem NSE. \square

Now we prove that if the iteration is true and t_k is small enough, the line-search condition is satisfied; namely, the iteration is successful. Thereafter we make the following assumption.

Assumption 3.9. (gradient of f Lipschitz-continuous) *The gradient ∇f of f is Lipschitz-continuous with constant L*

$$\|\nabla f(x) - \nabla f(y)\| \leq L \|x - y\| \text{ for all } x, y \in \mathbb{R}^n. \quad (31)$$

Lemma 3.10. *Consider any realization of Algorithm 2.1 and suppose that iteration k is true. Suppose that Assumptions 3.5, 3.6 and 3.9 hold, that the assumptions of Lemma 3.4 hold and that (30) is satisfied. Then there exists a positive scalar \bar{t} independent of k such that the iteration is successful whenever $t_k \leq \bar{t}$.*

Proof. Let k be an arbitrary iteration. Assumption 3.9 implies, using the standard arguments for functions with bounded Hessians,

$$\begin{aligned} f(x_k + t_k s_k) &= f(x_k) + \int_0^1 (\nabla f(x_k + y t_k s_k))^T (t_k s_k) dy \\ &= f(x_k) + \int_0^1 t_k (\nabla f(x_k + y t_k s_k) - \nabla f(x_k))^T s_k dy + t_k \nabla f(x_k)^T s_k \\ &\leq f(x_k) + \int_0^1 t_k \|\nabla f(x_k + y t_k s_k) - \nabla f(x_k)\| \|s_k\| dy + t_k \nabla f(x_k)^T s_k \\ &\leq f(x_k) + \frac{L}{2} t_k^2 \|s_k\|^2 + t_k \nabla f(x_k)^T s_k. \end{aligned}$$

In the case of the Algorithm 2.2, inequality (24) and the definition of true iteration yield

$$\begin{aligned}
f(x_k + t_k s_k) &\leq f(x_k) + \frac{L}{2} t_k^2 \|s_k\|^2 + t_k [\nabla f(x_k) - g_k]^T s_k + t_k g_k^T s_k \\
&\leq f(x_k) + \frac{L}{2} t_k^2 \|s_k\|^2 + \alpha t_k^2 \|g_k\| \|s_k\| + t_k g_k^T s_k \\
&\leq f(x_k) + \frac{L}{2} t_k^2 \|s_k\|^2 + \frac{\alpha}{\kappa_2} t_k^2 \|s_k\|^2 + t_k g_k^T s_k.
\end{aligned}$$

Using (24) we have $-(1-c)g_k^T s_k \geq (1-c)\frac{1}{\kappa_1}\|s_k\|^2$. Thus, if

$$t_k \|s_k\|^2 \left(\frac{L}{2} + \frac{\alpha}{\kappa_2} \right) \leq (1-c) \frac{1}{\kappa_1} \|s_k\|^2,$$

then (7) holds and the claim follows with $t_k \leq \bar{t} = \frac{2(1-c)\kappa_2}{(\kappa_2 L + 2\alpha)\kappa_1}$.

Consider now Algorithm 2.3 and problem (3). By the definition of true iteration we obtain

$$\begin{aligned}
f(x_k + t_k s_k) &\leq f(x_k) + \frac{L}{2} t_k^2 \|s_k\|^2 + t_k \nabla f(x_k)^T s_k \pm t_k g_k^T s_k \quad (32) \\
&= f(x_k) + \frac{L}{2} t_k^2 \|s_k\|^2 + t_k \left(J_k^T F_k - \tilde{J}_k^T F_k \right)^T s_k + t_k g_k^T s_k \\
&= f(x_k) + \frac{L}{2} t_k^2 \|s_k\|^2 + t_k F_k^T \left(J_k - \tilde{J}_k \right) s_k + t_k g_k^T s_k \\
&\leq f(x_k) + \frac{L}{2} t_k^2 \|s_k\|^2 + \alpha t_k^2 \|F_k\| \|s_k\| + t_k g_k^T s_k.
\end{aligned}$$

Then, (30) and (24) yield

$$f(x_k + t_k s_k) \leq f(x_k) + \frac{L}{2} t_k^2 \|s_k\|^2 + \alpha t_k^2 \frac{\kappa_3}{\kappa_2} \|s_k\|^2 + t_k g_k^T s_k.$$

Proceeding as above, the claim follows with $t_k \leq \bar{t} = \frac{2(1-c)\kappa_2}{(L\kappa_2 + 2\alpha\kappa_3)\kappa_1}$. The same reasoning applies to problem (1). \square

3.4 Complexity analysis of the stochastic process

In this section we provide a bound on the expected number of iterations that our procedures take in the worst case before they achieve a desired level of accuracy in the first-order optimality condition. The formal definition for such a number of iteration is given below.

Definition 3.11. *Given some $\epsilon > 0$, N_ϵ is the number of iterations required until $\|\nabla f(X_k)\| \leq \epsilon$ occurs for the first time.*

The number of iterations N_ϵ is a random variable and it can be defined as the hitting time for our stochastic process. Indeed it has the property $\sigma(\mathbb{1}(N_\epsilon > k)) \subset \mathcal{F}_{k-1}$.

Following the notation introduced in Section 3.3 we let X_k , $k \geq 0$, be the random variable with realization $x_k = X_k(\omega_k)$ and consider the following measure of progress towards optimality:

$$Z_k = f(X_0) - f(X_k). \quad (33)$$

Further, we let

$$Z_\epsilon = f(X_0) - f_{\text{low}} = f(X_0), \quad (34)$$

be an upper bound for Z_k for any $k < N_\epsilon$, with $f_{\text{low}} = 0$ being the global lower bound of f . We denote with $z_k = Z_k(\omega_k)$ a realization of the random quantity Z_k .

Lemma 3.12. *Suppose that Assumptions 3.1, 3.5, 3.6 and 3.9 hold. Suppose that the assumptions of Lemma 3.4 hold. Suppose that iteration k is true and consider any realization of Algorithm 2.1. If the k -th iteration is true and successful, then*

$$z_{k+1} \geq z_k + c \frac{\kappa_2^2}{\kappa_1} \frac{t_k}{(1 + \beta t_{\max})^2} \|\nabla f(x_k)\|^2, \quad (35)$$

whenever $k < N_\epsilon$.

Proof. For every true and successful iteration, using (7), (24) and (29), we have

$$\begin{aligned} f(x_{k+1}) &\leq f(x_k) + ct_k s_k^T g_k \\ &\leq f(x_k) - ct_k \frac{\kappa_2^2}{\kappa_1} \|g_k\|^2 \\ &\leq f(x_k) - ct_k \frac{\kappa_2^2}{\kappa_1} \frac{1}{(1 + \beta t_k)^2} \|\nabla f(x_k)\|^2 \\ &\leq f(x_k) - c \frac{\kappa_2^2}{\kappa_1} \frac{t_k}{(1 + \beta t_{\max})^2} \|\nabla f(x_k)\|^2, \end{aligned}$$

and the last inequality holds since $t_k \leq t_{\max}$. Now, changing the sign and adding $f(x_0)$ we conclude the proof. \square

Lemma 3.13. *Consider any realization of Algorithm 2.2. For every iteration that is false and successful, we have*

$$z_{k+1} > z_k.$$

Moreover $z_{k+1} = z_k$ for any unsuccessful iteration.

Proof. For every false and successful iteration, using (7) and $s_k^T g_k \leq 0$ (see Lemma 2.1, Lemma 2.3) we have

$$f(x_{k+1}) \leq f(x_k) + ct_k s_k^T g_k \leq f(x_k).$$

Now, changing the sign and adding $f(x_0)$, the first part of the proof is completed. Finally for any unsuccessful iteration, Step 2 of Algorithm 2.1 gives $x_{k+1} = x_k$; hence it holds $f(x_{k+1}) = f(x_k)$ and $z_{k+1} = z_k$. \square

To complete our analysis we need to assume that true iterations occur with some fixed probability.

Assumption 3.14. (probability of true iterations) *There exists some $\delta \in (0, \frac{1}{2})$ such that*

$$\mathbb{P}(\mathcal{I}_k \mathcal{E}_k = 1 | \mathcal{F}_{k-1}) \geq 1 - \delta$$

Now we can state the main result on the expected value of the hitting time.

Theorem 3.15. *Suppose that Assumptions 3.1, 3.5, 3.6 and 3.9 and 3.14 hold. Suppose that the assumptions of Lemma 3.4 hold. Let \bar{t} given in Lemma 3.10 and suppose $\bar{t} < t_0$. Then the stopping time N_ϵ of Algorithm 2.1 for the NLS and NSE problems is bounded in expectation as follows*

$$\mathbb{E}[N_\epsilon] \leq \frac{2(1-\delta)}{(1-2\delta)^2} \left[\frac{M}{\epsilon^2} + \log_\tau \frac{\bar{t}}{t_0} \right],$$

with $M = \frac{(f(x_0) - f^*)(1 + \beta t_{\max})^2 \kappa_1}{c \kappa_2^2 \bar{t}}$.

Proof. Let

$$h(t) = c \frac{\kappa_2^2}{\kappa_1} \frac{t}{(1 + \beta t_{\max})^2} \epsilon^2, \quad (36)$$

and note that $h(t)$ is non-decreasing for $t \in [0, t_{\max}]$ and that $h(t) > 0$ for $t \in [0, t_{\max}]$. For any realization z_k of Z_k in (33) of Algorithm 2.2 the following hold for all $k < N_\epsilon$:

- (i) If iteration k is true and successful, then $z_{k+1} \geq z_k + h(t_k)$ by Lemma 3.12.
- (ii) If $t_k \leq \bar{t}$ and iteration k is true then iteration k is also successful, which implies $t_{k+1} = \tau^{-1} t_k$ by Lemma 3.10.
- (iii) $z_{k+1} \geq z_k$, for all k ($z_{k+1} \geq z_k$ for all successful iterations by Lemma 3.12 and 3.13); $z_{k+1} = z_k$ for any unsuccessful iteration k by Lemma 3.13).

Moreover, our stochastic process $\{\mathcal{T}_k, Z_k\}$ obeys the expressions below. By Lemma 3.10 and the definition of Algorithm 2.2 the update of the random variable \mathcal{T}_k such that $t_k = \mathcal{T}_k(\omega_k)$ is

$$\mathcal{T}_{k+1} = \begin{cases} \tau^{-1} \mathcal{T}_k & \text{if } I_k = 1, \mathcal{T}_k \leq \bar{t} \text{ (i.e., successful)} \\ \tau^{-1} \mathcal{T}_k & \text{if the iteration is successful, } I_k = 0, \mathcal{T}_k \leq \bar{t} \\ \tau \mathcal{T}_k & \text{if the iteration is unsuccessful, } I_k = 0, \mathcal{T}_k \leq \bar{t} \\ \tau^{-1} \mathcal{T}_k & \text{if the iteration is successful, } \mathcal{T}_k > \bar{t} \\ \tau \mathcal{T}_k & \text{if the iteration is unsuccessful, } \mathcal{T}_k > \bar{t} \end{cases}$$

By Lemma 3.10 Lemma 3.12 and Lemma 3.13 the random variable Z_k obeys the expression

$$Z_{k+1} \geq \begin{cases} Z_k + h(\mathcal{T}_k) & \text{if } I_k = 1, \mathcal{T}_k \leq \bar{t} \text{ (i.e., successful)} \\ Z_k & \text{if the iteration is successful, } I_k = 0, \mathcal{T}_k \leq \bar{t} \\ Z_k & \text{if the iteration is unsuccessful, } I_k = 0, \mathcal{T}_k \leq \bar{t} \\ Z_k + h(\mathcal{T}_k) & \text{if the iteration is successful, } I_k = 1, \mathcal{T}_k > \bar{t} \\ Z_k & \text{if the iteration is unsuccessful, } I_k = 1, \mathcal{T}_k > \bar{t} \\ Z_k & \text{if the iteration is unsuccessful, } I_k = 0, \mathcal{T}_k > \bar{t} \end{cases}$$

Then Lemma 2.2–Lemma 2.7 and Theorem 2.1 in [11] hold which gives the thesis along with the assumption $\delta < \frac{1}{2}$. \square

3.5 Sample complexity

In this subsection, we provide the total sample complexity of our procedures on the base of the sample complexity analysis for adaptive optimization algorithms with stochastic oracles presented in [19][‡].

Specifically, we suppose $\mathcal{E}_k = 1$, and specialize the results in [19] to our algorithms. We observe that the total sample complexity of Algorithm 2.2 represents the number of rows selected throughout Algorithm 2.2, while the total sample complexity of Algorithm 2.3 represents either the number of entries in (19) selected throughout the procedure or the number of terms in (20) selected throughout the procedure. Such sample complexities depend on the prescribed accuracy requirements which involve, at iteration k , the steplength t_k and the probability δ_g, δ_J . Following [19], at each iteration we denote the sample complexity with parameter t as $\text{oc}(t)$ as for both the algorithms δ_g and δ_J can be treated as a constant. Further, we let $\text{TOC}(k) = \sum_{j=1}^k \text{oc}(\mathcal{T}_j)$ be the random variable which denotes the total sample complexity of running our algorithms for k iterations.

Let use Theorem 2.2 for our random approximations(13), (19) and (20), and let V^\dagger and M be upper bounds, independent of k , for the per-sample second moments and the norm of the summands.

- **Algorithm 2.2.** For carrying out the sample complexity analysis we consider the following accuracy requirement:

$$\mathcal{I}_k = \mathbb{1}(\|\nabla f(X_k) - \mathcal{G}_k\|) \leq \alpha t_k \max\{\varepsilon\psi, \|\mathcal{G}_k\|\} \quad \psi \in \left(0, \frac{1}{2\alpha t_{\max}}\right) \quad (37)$$

in place of (25). We stress that the complexity result given in Theorem 3.15 still holds under (37) with $\bar{t} = \frac{2(1-c)\kappa_2}{(\kappa_2 L + 2 \max\{\alpha, \frac{1}{t_{\max}}\})\kappa_1}$. Given some

[‡]Our procedures fit in the framework given in [19, Algorithm 1] with f_k^0 and f_k^+ in [19] being the exact values $f(x_k)$ and $f(x_k + t_k s_k)$, m_k in [19] being \bar{m}_k given in either (8) or (15), H_k in [19] being the random matrix $\tilde{J}_k^T \tilde{J}_k$, and the sufficient reduction in [19] represented by (7).

positive t at iteration k , we have that

$$\text{oc}(t) \leq \left(\frac{2V^\dagger}{(\alpha t \varepsilon \psi)^2} + \frac{4M}{3\alpha t \varepsilon \psi} \right) \log \left(\frac{n+1}{\delta_g} \right). \quad (38)$$

In fact, Theorem 2.2 implies that if the cardinality of the sample \mathcal{M}_k , satisfies

$$|\mathcal{M}_k| \geq \left(\frac{2V^\dagger}{(\alpha t_k \max\{\varepsilon \psi, \|g_k\|\})^2} + \frac{4M}{3\alpha t_k \max\{\varepsilon \psi, \|g_k\|\}} \right) \log \left(\frac{n+1}{\delta_g} \right),$$

then the accuracy requirement given in (37) holds with probability at least $1 - \delta_g$. Then, a number of row of the order given in the right-hand side of (38) guarantees that Assumption 3.5 is satisfied. Taking into account that $\text{oc}(t)$ is of the order of ε^{-2} , following the lines of [19, Theorem 2, Theorem 4] we can prove that, if the scalar τ in Algorithm 2.2 is such that $\tau > (2\delta_g)^{\frac{1}{4}}$ then

$$\mathbb{E}[\text{TOC}(\min\{N_\varepsilon, k\})] \leq O \left(\frac{V^\dagger}{\bar{t}^2 \varepsilon^2} k \log_{\frac{1-\delta_g}{\delta_g}}(k) k^{\frac{2 \log_{\frac{\delta_g}{1-\delta_g}}(\tau)}{1-\delta_g}} \right) = O \left(\frac{V^\dagger k}{\bar{t}^2 \varepsilon^2} \right).$$

Consequently, if Algorithm 2.3 is run for $k = O\left(\frac{1}{\varepsilon^2}\right)$ iterations, the expected total number of rows employed is $O\left(\frac{V^\dagger}{\bar{t}^2 \varepsilon^4}\right)$ where \bar{t} is given in Lemma 3.10.

- **Algorithm 2.3.** Using Theorem 2.2 we have that

$$\text{oc}(t) = \left(\frac{2V^\dagger}{(\alpha t)^2} + \frac{4M}{3\alpha t} \right) \log \left(\frac{n+1}{\delta_J} \right).$$

Following again the lines of [19, Theorem 2, Theorem 4] we can prove that, if the scalar τ in Algorithm 2.3 is such that $\tau > (2\delta_J)^{\frac{1}{4}}$ then

$$\mathbb{E}[\text{TOC}(\min\{N_\varepsilon, k\})] \leq O \left(\frac{V^\dagger}{\alpha^2 \bar{t}^2} k \log_{\frac{1-\delta_J}{\delta_J}}(k) k^{\frac{2 \log_{\frac{\delta_J}{1-\delta_J}}(\tau)}{1-\delta_J}} \right),$$

where \bar{t} is given in Lemma 3.10. Therefore, if Algorithm 2.3 is run for $k = O\left(\frac{1}{\varepsilon^2}\right)$ iterations we can conclude that the expected total number of entries selected in (19) or the total number of terms employed in (20) is $O\left(\frac{V^\dagger}{\bar{t}^2 \varepsilon^2}\right)$.

We conclude this section noting now that $k = \frac{1}{\varepsilon^2}$ is not the number of iterations needed to reach the hitting time; in fact, Theorem 3.15 provides a bound on the expected value of N_ε . On the other hand, by $\mathbb{E}[N_\varepsilon] \leq \frac{C}{\varepsilon^2}$ for some C sufficiently large, it follows that the total sample complexity of Algorithms 2.2 and 2.3 is $O(\varepsilon^{-4})$ and $O(\varepsilon^{-2})$, respectively, in high probability [19].

4 Numerical Results

In this section, we study the numerical performance of the proposed methods and denote as Algorithm **SGN_RC** (Stochastic inexact Gauss-Newton method with Row Compression) the procedure for the NLS problem, i.e., Algorithm 2.1 coupled with Algorithm 2.2, and as Algorithm **SGN_JS** (Stochastic inexact Gauss-Newton method with Jacobian Sampling) the procedure for the NLS and NSE problems consisting of Algorithm 2.1 coupled with Algorithm 2.3. We present the performance of **SGN_RC** and **SGN_JS** algorithms and their full accuracy counterparts, i.e., the algorithms employing exact Jacobians, indicated in the following as “full”. The parameters used in step 2 of Algorithm 2.1 are given by $c = 10^{-4}$, $t_{\max} = 1$ and $\tau = 0.5$. The values δ_g in (26) and δ_J in (28) are equal to 0.4.

4.1 Nonlinear least-squares with row-compression

We consider the following least-squares problem

$$\min_{x \in \mathbb{R}^n} f(x) = \|R(x)\|_2^2, \quad R(x)_{(i)} = b_i - \frac{1}{1 + e^{-x^T a_i}} \quad i = 1, \dots, m \quad (39)$$

where $a_i \in \mathbb{R}^n$, $b_i \in \{0, 1\}$, $i = 1, \dots, m$, are the features vectors and the labels of the training set of a given binary classification problem.

We consider problem (39) for the *gisette* dataset [21], with $n = 5000$ and $m = 6000$. We also used a validation set of 1000 instances to evaluate the reliability of the classification model. We run Algorithm **SGN_RC** varying the parameter $\alpha \in \{1, 10, 100\}$ in (25) and constant forcing term $\eta_k = \eta = 10^{-1}$, $\forall k$. The matrix \tilde{J}_k was generated by subsampling the rows of $J(x_k)$, with uniform probability, see §2.1. Concerning the cardinality of \mathcal{M}_k we make use of Theorem 2.2, (25) and (26), and choose \mathcal{M}_k as follows:

$$|\mathcal{M}_k| = \max \left\{ 0.01m, \min \left\{ m_{\max}, 2\gamma \left(\frac{\|R(x_k)\|_2^2}{\rho_k^2} + \frac{2\|R(x_k)\|_\infty}{3\rho_k} \right) \log \left(\frac{n+1}{\delta_g} \right) \right\} \right\}, \quad (40)$$

with $\delta_g = 0.4$, $\rho_k = \alpha t_k \|g_{k-1}\|$, $m_{\max} \in [0.01m, m]$, $\gamma \in (0, 1]$. Note that the accuracy request (25) is implicit and that ρ_k in (40) employs $\|g_{k-1}\|$ instead of $\|g_k\|$ to make the evaluation of $|\mathcal{M}_k|$ explicit with respect to the norm of the stochastic gradient. We will report results varying m_{\max} and γ , namely $m_{\max} \in \{0.75m, m\}$ and $\gamma \in \{10^{-1}, 1\}$. The choice $m_{\max} = m$ and $\gamma = 1$ allows \mathcal{M}_k to reach the full sample with the increase dictated by the Bernstein inequality, while the choice $m_{\max} = m$ and $\gamma = 10^{-1}$ retains the increase rate of the Bernstein inequality but employing smaller sample sizes. Clearly, the choice $m_{\max} = 0.75m$ prevents the method from reaching the full sample. Note also that the size of the sample is forced to be at least 1% of m .

The initial guess $x_0 = 0 \in \mathbb{R}^n$ was used and termination was declared when either the number of full Jacobian evaluations is equal to 100, or the following

stabilization condition holds for a number of iterations that corresponds to at least 5 full evaluations of the Jacobian

$$|f(x_{k+1}) - f(x_k)| \leq \chi f(x_k) + \chi,$$

with $\chi = 10^{-3}$ [5].

As for the computational cost, we assign cost m to the evaluation of the residual vector $R(x)$, cost n to the evaluation of one row the Jacobian, and cost $2|\mathcal{M}_k|n$ to the execution of one iteration of LSMR method [15] as LSMR requires two matrix vector products (with matrices \tilde{J}_k and \tilde{J}_k^T) at each iteration, the resulting total cost was then scaled by the number of variables n . To summarize, the per-iteration cost of the method is given by

$$\frac{m}{n} + 2\ell_k|\mathcal{M}_k| + |\mathcal{M}_k|,$$

where ℓ_k is the number of inner iterations performed by the Krylov solver at k -th iteration.

In Figure 1 we report the objective function value, in logarithmic scale, versus the computational cost of the Algorithm **SGN_RC** with $\alpha = 10$ and varying the values of m_{\max} and γ . To account for the randomness of the Jacobian approximation, we run Algorithm **SGN_RC** for each choice of the parameters 21 times and plot the results that correspond to the median run with respect to the total computational cost at termination. We also plot the objective function value, in logarithmic scale, versus the computational cost of the full counterpart employing exact Jacobians. With respect to this latter method, we see that the Algorithm **SGN_RC** compares well in the initial stage of the convergence history and that attains smaller final values of $\|R\|$ when $m_{\max} = m$. Runs with $m_{\max} = 0.75m$, i.e., runs where full sample is not achieved, present a total computational cost at termination that is comparable to that of the algorithms with $m_{\max} = m$ but larger values of the objective function at termination. We also remark that the initial sample size is given by 600 and 60 for $\gamma = 1$ and $\gamma = 0.1$ respectively, and that all the runs reach sample size m_{\max} when approaching termination.

In Figure 2 we report the accuracy, i.e., the percentage of entries of the validation set correctly classified versus the computational cost. In all runs, 0.94% of the entries of the validation set is correctly classified and the figure shows that using row compression provides computational savings with respect to using the full Jacobian. The figure displays the median run. A similar behaviour is observed with $\alpha = 1$.

4.2 Nonlinear least-squares and systems with Jacobian sampling

In this section we discuss Algorithm **SGN_JS** applied to nonlinear least-squares problems and nonlinear systems. First, we consider random sparsification and adjust the sample size using either the Bernstein inequality and the importance

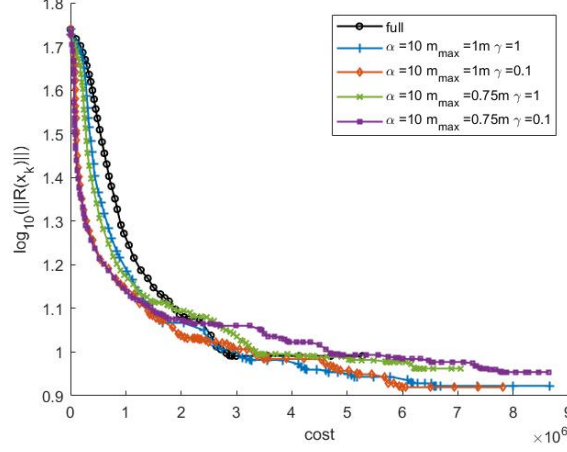


Figure 1: Algorithm **SGN_RC**, $\alpha = 10$, varying m_{\max} and γ . Median run in terms of cost: logarithmic norm of the residual versus computational cost.

sampling or fixed sample size with uniform sampling. Second, we address the solution of one nonlinear systems representing the first-order optimality conditions of a finite sum *inve*x objective function and use sampling for approximating the Jacobian.

4.3 Importance sampling

We apply Algorithm **SGN_JS** to the nonlinear system (2) arising from the discretization of an integral equations. The system, named **IE**, has equations of the form

$$F(x)_{(i)} = x_i + \frac{(1-h_i)}{2} \sum_{j=1}^i h_j (x_j + h_j + 1)^3 + \frac{h_i}{2} \sum_{j=i+1}^n (1-h_j) (x_j + h_j + 1)^2,$$

where $i = 1, \dots, n$, n is the dimension of the system and $h_j = j/(n+1)$, [26].

We set $n = 5000$ and applied Algorithm **SGN_JS** using LSMR as the linear solver. The Jacobian approximation \tilde{J}_k was formed interpreting $J(x_k)$ as the sum of its diagonal part and its off-diagonal part and approximating the off-diagonal part of $J(x_k)$ by using (19) with importance sampling, i.e.,

$$p_{ij}^k = \frac{1}{2} \left(\frac{|J(x_k)_{(i,j)}|^2}{\|J(x_k)\|_F^2} + \frac{|J(x_k)_{(i,j)}|}{\|J(x_k)\|_{\ell_1}} \right), \quad i, j = 1, n, \quad (41)$$

with $\|J(x_k)\|_{\ell_1} = \sum_{i=1}^n \sum_{j=1}^n |J(x_k)_{(i,j)}|$, and a number $|\mathcal{M}_k|$ of nonzero entries such that

$$n(n-1) \geq |\mathcal{M}_k| \geq \left(\frac{8\|J(x_k)\|_{\ell_1}}{3\alpha t_k} + \frac{4n\|J(x_k)\|_F^2}{\alpha^2 t_k^2} \right) \log \left(\frac{2n}{\delta_J} \right), \quad (42)$$

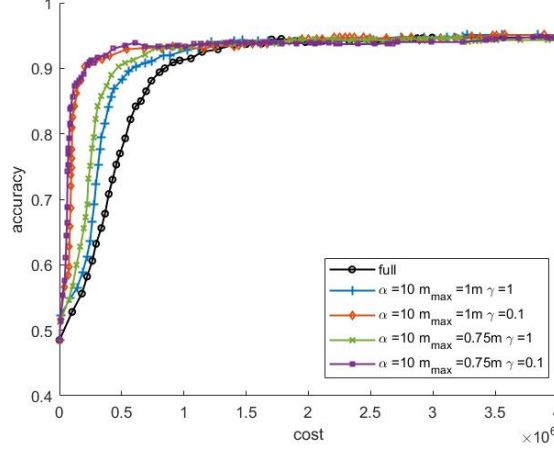


Figure 2: Algorithm **SGN_RC**, $\alpha = 10$, varying m_{\max} and γ . Median run in terms of cost: accuracy versus computational cost.

which follows from Theorem 2.2 and the requirements (27), (28).

The initial guess x_0 was drawn from the normal distribution $\mathcal{N}(0, 1)$. Termination of Algorithm **SGN_JS** was declared when $\|F(x_k)\| \leq 10^{-6}$.

Figure 3 displays the results obtained in the solution of problem **IE** testing three choices of the scalar α in (27), i.e., $\alpha \in \{0.5, 1, 10\}$, and two choices of constant forcing terms, $\eta_k = \eta$, $\forall k$, $\eta \in \{10^{-3}, 10^{-1}\}$. We plot the computational cost and the norm of the residual $\|F(x_k)\|$ in logarithmic scale, on the x -axis and the y -axis respectively. The computational cost per iteration is evaluated as follows. Scaling again by the number of variables, we assign cost 1 to the evaluation of the vector $F \in \mathbb{R}^n$, cost n to the evaluation of $J \in \mathbb{R}^{n \times n}$ as well as to the computation of the probabilities $\{p_{ij}^k\}_{i,j=1}^n$, and $2(|\mathcal{M}_k| + n)/n$ to each iteration of LSMR. To summarize, the per-iteration cost of the method is given by

$$1 + 2n + 2\ell_k \frac{|\mathcal{M}_k| + n}{n},$$

where ℓ_k is the number of inner iterations performed by the Krylov solver at k -th iteration. To account for the randomness in the sparsification, each algorithm and parameter setting is run 11 times. In the plot we report the median run in terms of total computational cost at termination.

We first note the for $\alpha = 0.5$ and $\alpha = 1$, our algorithm is more convenient than Gauss-Newton method with exact Jacobian and that the best results are obtained using $\eta = 10^{-1}$. Setting $\alpha = 0.5$, $\alpha = 1$ and both $\eta = 10^{-1}$ and $\eta = 10^{-3}$, all the runs with sparsification achieve the requested accuracy at a cost that is significantly smaller than that resulting from the use of the exact Jacobian. As expected, enlarging α reduces the accuracy of \tilde{J}_k and the value $\alpha = 10$ deteriorates the performance of our algorithm. The most effective run

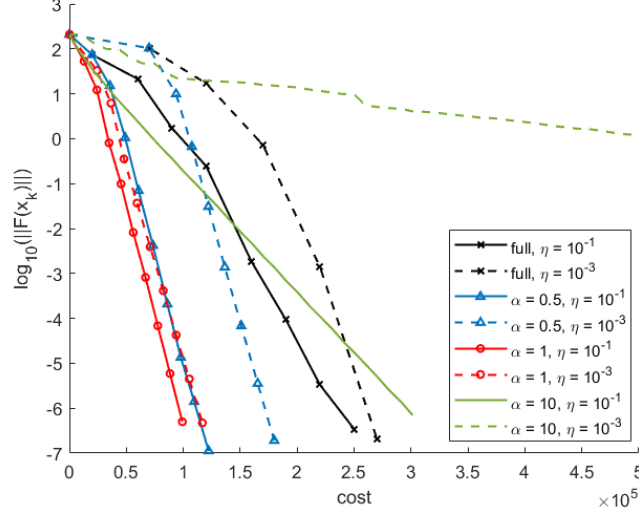


Figure 3: Algorithm SGN_JS and Integral Equation IE. Importance sampling. Median run in terms of cost: logarithmic norm of the residual versus computational cost.

accuracy	cost	it	min cost	max cost
full	2.5001e+05	8		
$\alpha = 0.5$	1.2226e+05	9	1.0959e+05	1.2227e+05
$\alpha = 1.0$	9.9123e+04	10	9.8863e+04	9.9380e+04
$\alpha = 10$	3.0139e+05	31	3.0136e+05	3.0142e+05

Table 1: Algorithm SGN_JS and Integral equation IE. Importance sampling, $\eta = 10^{-1}$. Statistics on multiple runs.

corresponds to the use of $\alpha = 1$ and $\eta = 10^{-1}$ and employed sparsified Jacobian with density varying between 0.03 and 0.28.

Table 1 summarizes the results of multiple runs. For different values of α , including the use of the exact Jacobian, it displays the median cost (cost) of the runs, the number (it) of Gauss-Newton iterations performed in the run with median cost, the minimum and maximum cost of the multiple runs (min cost, max cost). As expected, the number of iterations increases with α since the accuracy in the Jacobian approximation decreases. We also observe that the minimum and maximum value of the computational cost are close to the median values.

4.4 Uniform sampling

The use of importance sampling and probabilities p_{ij}^k in (41) does not allow a matrix-free implementation and has an additional computational cost. We then investigated the behaviour of Algorithm **SGN_JS** employing Jacobian approximation obtained with uniform sampling and prefixed sample size without relying on the Bernstein inequality. We solved **IE** with \tilde{J}_k computed as follows. Given a scalar $s \in (0, 1)$, we let \tilde{J}_k be the matrix with the diagonal equal to the diagonal of $J(x_k)$ and $|\mathcal{M}_k| = sn^2 - n$ off-diagonal elements uniformly sampled from $J(x_k)$. Consequently, s represents the density of \tilde{J}_k and the computational per-iteration cost is given by $2 + sn + 2\ell_k sn$ where ℓ_k is the number of inner iterations performed by the Krylov solver at k -th iteration. In Figure 4 we plot the results of the median run obtained setting $s = 0.1$ and $s = 0.25$, and the median run with exact Jacobian. The forcing term used is constant, $\eta_k = 10^{-1}$. We can see from Figure 4 that, using sparsification, the required accuracy is achieved with a smaller amount of computation than using the full Jacobian and that the best result is achieved with $s = 0.25$, which takes 9 iterations to arrive at termination.

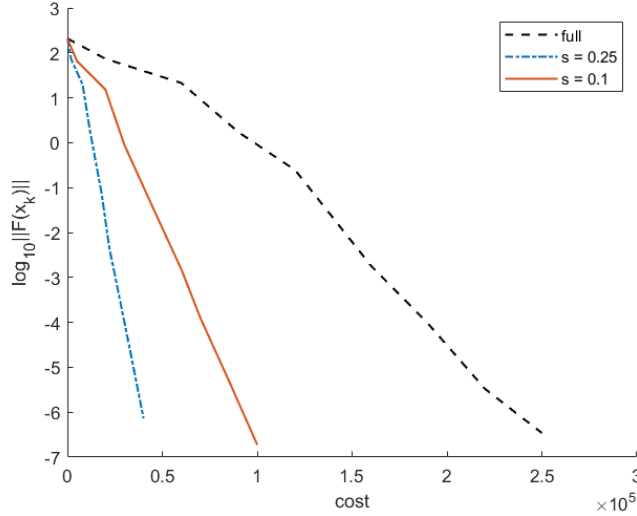


Figure 4: Algorithm **SGN_JS** and Integral Equation **IE**. Uniform sampling, density of the sparsified Jacobian equal to s . Median run in terms of cost: logarithmic norm of the residual versus computational cost.

A similar behaviour can be observed in the solution of nonlinear least-squares problems. We solved problem (39) using at each iteration of **SGN_JS**, a matrix \tilde{J}_k with dimension $m \times n$ and $|\mathcal{M}_k| = smn$ nonzero entries uniformly sampled from $J(x_k)$, with $s = 0.1, 0.25, 0.5, 0.75$.

We run Algorithm **SGN_JS** 11 times for each choice of s , and in Figure 5 we

plot the results that correspond to the median run with respect to the total computational cost at termination. As for the computational cost, we assign cost m to the evaluation of the residual vector $R(x)$, cost $|\mathcal{M}_k|$ to the evaluation of the nonzero entries of the Jacobian, and cost $2|\mathcal{M}_k|$ to the execution of one iteration of LSMR method, the resulting total cost was then scaled by the number of variables n . To summarize, the per-iteration cost of the method is

$$\frac{m + 2\ell_k|\mathcal{M}_k| + |\mathcal{M}_k|}{n},$$

where ℓ_k is the number of inner iterations performed by the Krylov solver at k -th iteration.

In Figure 5 we plot the objective function value, in logarithmic scale, and the accuracy, i.e., the percentage of entries of the validation set correctly classified, versus the computational cost. We observe that the lowest values of the residual function are attained using $s = 0.5$ and $s = 0.75$. In terms of accuracy, the sparsified and full version of the algorithm reach the highest accuracy with comparable cost but the accuracy increases more rapidly in the case of sparsified Jacobians, especially for the values $s = 0.1$, $s = 0.25$ and $s = 0.5$.

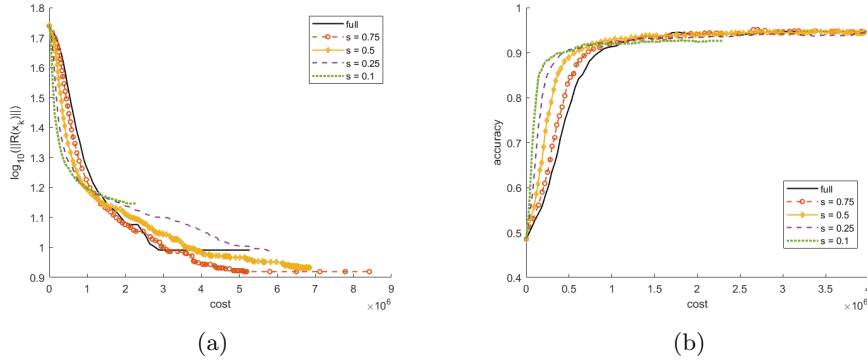


Figure 5: Algorithm SGN_JS with random sparsification. Median run in terms of cost. Computational cost versus logarithmic norm of the residual (a) and accuracy (b).

We conclude this section with some comments on the potential savings resulting from random sparsification. The use of importance sampling and probabilities p_{ij}^k in (41) does not allow a matrix-free implementation and has a cost that was taken into account in our measure for the computational burden. On the other hand, sparsification by sampling provides saving in the Krylov solver and our experiments show that random models are overall advantageous. Finally, in the case of uniform probabilities, forming $\tilde{\mathcal{J}}_k$ calls only for the evaluation of selected entries and matrix-free implementations are possible. Our numerical experience shows that sparsification via uniform probability distribution can be effective coupled with fixed sample sizes.

4.4.1 Softmax loss function: uniform subsampling

Solving the unconstrained optimization problem $\min_{x \in \mathbb{R}^n} \varphi(x)$, with $\varphi : \mathbb{R}^n \rightarrow \mathbb{R}$ being an *invex* function is equivalent to solving the linear system of equations $F(x) = \nabla \varphi(x) = 0$, see e.g., [30]. A binary classification problem performed via machine learning and the softmax cross-entropy convex loss function falls in such class and we solve such a problem in this section. The function φ takes the form

$$\varphi(x) = \sum_{i=1}^N \varphi_i(x), \quad \varphi_i(x) = \log \left(1 + e^{a_i^T x} \right) - \mathbb{1}(b_i = 1) a_i^T x, \quad (43)$$

where $\{a_i, b_i\}$, $i = 1, \dots, N$, is the dataset, $a_i \in \mathbb{R}^n$, $b_i \in \{1, 2\}$ and it is twice-continuously differentiable. In this section we report the results of the binary classification dataset *a9a* [21], with $n = 14$ and $N = 30162$.

In the following, we apply Algorithm **SGN_JS** to the system $F(x) = \nabla \varphi(x) = 0$; since $J(x)$ is symmetric and square we used the iterative linear solver MINRES-QLP [13]. Moreover, the approximate Jacobian \tilde{J}_k is formed by subsampling the sum $J(x_k) = \sum_{i=1}^N \nabla^2 \phi_i(x_k)$ as in (20) and using uniform probability distribution. Using Theorem 2.2, (27) and (28), the rule for \mathcal{M}_k is

$$|\mathcal{M}_k| \geq \min \left\{ N, \frac{4\zeta(x_k)}{\alpha t_k} \left(\frac{2\zeta(x_k)}{\alpha t_k} + \frac{1}{3} \right) \log \left(\frac{2n}{\delta_J} \right) \right\} \quad (44)$$

with $\max_{i \in \{1, \dots, N\}} \|\nabla^2 \phi_i(x_k)\| \leq \zeta(x_k)$. It is known that such rule is expensive to apply as well as pessimistic, in the sense that it provides excessively large values for $|\mathcal{M}_k|$. Hence we applied (44) setting $\zeta(x_k) = 1, \forall k$, and

$$|\mathcal{M}_k| = \max\{M_{\min}, \min\{N, \widehat{M}_k\}\},$$

$$M_{\min} = \xi N, \quad \xi \in [0, 1], \quad \widehat{M}_k = \frac{4}{\alpha t_k} \left(\frac{1}{\alpha t_k} + \frac{1}{3} \right) \log \left(\frac{2n}{\delta_J} \right).$$

The parameter ξ affects the value of $|\mathcal{M}_k|$, letting $\xi = 1$ gives $|\mathcal{M}_k| = N$ at every iteration, i.e., $\tilde{J}_k = J(x_k)$, $\forall k$; reducing ξ may promote a reduction of $|\mathcal{M}_k|$.

We measure the computational cost at each iteration as follows. Let the cost of evaluating $\nabla \varphi_i$ for any $i \in \{1, \dots, N\}$ be equal to 1, thus evaluating $\nabla \varphi$ costs N . Each iteration of MINRES-QLP requires the computation of one Jacobian-vector product of the form $\tilde{J}_k v = \sum_{j \in \mathcal{M}_k} \nabla^2 \phi_j(x_k) v$, i.e., it requires $|\mathcal{M}_k|$ Hessian-vector products. Assuming that these products are computed with finite differences and taking into account that $\nabla \varphi_i(x_k)$ has already been computed at the beginning of the iteration to form $F(x_k)$, one MINRES-QLP iteration costs $|\mathcal{M}_k|$. Consequently, the k -th iteration of our algorithm costs $N + |\mathcal{M}_k| \ell_k$ with ℓ_k being the number of MINRES-QLP iterations.

The experimental results presented in the previous sections indicate that the computational cost of our solver depends on: the number of nonlinear

iteration performed; the cardinality of \mathcal{M}_k ; the forcing terms $\{\eta_k\}$. We investigate the choice of ξ and η_k 's by applying Algorithm **SGN_JS** with $\xi \in \{1, 10^{-1}, 10^{-2}, 10^{-3}, 0\}$, and constant forcing term $\eta_k = \eta, \forall k, \eta \in \{10^{-1}, 10^{-3}\}$. Further, we set $\alpha = 1$ in (27). The initial guess is $x_0 = 0$ and the stopping criterion for the algorithm is $\|F(x_k)\| \leq 10^{-3}$. To account for the randomness in the method, for each setting of ξ and η out of the fifteen considered, the algorithm is run 21 times.

On the x -axis of Figures 6 and 7 we plot the computational cost, while on the y -axis we plot $\|F(x_k)\|$ in logarithmic scale. Each picture in Figure 6 refers to the median run in terms of computational cost corresponding to a specific value of ξ and varying forcing terms. Figures (b), (c) and (d) display that, for varying values of η , the convergence behaviour of the stochastic method is analogous to that of the Gauss-Newton method with full sample shown in Figure (a); on the other hand the stochastic algorithm is computationally more convenient than using the exact Jacobian. Moreover, we note that the performance of the method is poor for large values of the forcing terms and improves as η reduces but then deteriorates again after a certain point. This latter phenomenon is known as *oversolving* and indicates that a very accurate solution of the linear systems is pointless [14].

In general we know that as the forcing terms decrease, the number of outer iterations decreases as well, while the number of inner iterations for the solution of the linear system increases. Therefore the most effective choice of the forcing term depends on the trade-off between the number of inner and outer iterations. Comparing the subplots in Figure 6 we see that $\eta = 0.5$ is the optimal choice for the case $\xi = 1$, i.e., for the inexact Gauss-Newton method with exact Jacobian, $\eta = 10^{-3}$ is the optimal choice for the case $\xi = 0.1$, while for all remaining choices of ξ the forcing term that yields the best result is $\eta = 10^{-4}$.

To summarize, in Figure 7 we compare Algorithm **SGN_JS** and the line-search inexact Gauss-Newton method with exact Jacobian. For each value of the scalar $\xi \in \{1, 10^{-1}, 10^{-2}, 10^{-3}, 0\}$, we show the best result in terms of cost obtained varying η . Figure 7 shows, in particular, that for any value of $\xi < 1$, Algorithm **SGN_JS** outperforms the Gauss-Newton method with exact Jacobian ($\xi = 1$), and that enforcing a minimum sample size (that is, setting $\xi > 0$) can be beneficial. In Figure (b), for each run of Figure (a), we plot the value of the sample size $|\mathcal{M}_k|$ along the iterations for the case $\xi = 0$, $\xi = 10^{-1}$ and for the full Jacobian. Note that the number of Gauss-Newton iterations performed with $\xi = 10^{-1}$ is the lowest and the size of sample size is small for most of the iterations performed. As a result, using $\xi = 10^{-1}$ and $\eta = 10^{-3}$ provides the best performance. In the case $\xi = 0$, the sample sizes is small at many iterations but the number of iterations is significantly higher than in the case $\xi = 10^{-1}$. Thus, the per-iteration computational saving that derives from small sample is not sufficient to balance the increase in the number of iterations, and the run is overall more expensive than the run with $\xi = 10^{-1}$.

5 Conclusions

We presented stochastic line-search inexact Gauss-Newton methods for non-linear least-squares problems and nonlinear systems of equations and analyzed their theoretical properties. Preliminary numerical results indicate that our algorithms are competitive against the methods employing exact derivatives. This work suggests further developments: the generalization of our algorithms to the case where the residual functions are not evaluated exactly, further investigation of practical rules for fixing the size of the sample, strategies alternative to sampling, such as sketching techniques, for building the models.

References

- [1] S. Bellavia, G. Gurioli, *Stochastic analysis of an adaptive cubic regularization method under inexact gradient evaluations and dynamic Hessian accuracy*, Optimization, 71, pp. 227–261, 2022.
- [2] S. Bellavia, G. Gurioli, B. Morini, *Adaptive cubic regularization methods with dynamic inexact Hessian information and applications to finite-sum minimization*, IMA Journal of Numerical Analysis, 41, pp. 764–799, 2021.
- [3] S. Bellavia, N. Krejic, N. Krklec Jerinkic, *Subsampled Inexact Newton methods for minimizing large sums of convex functions*, IMA Journal of Numerical Analysis, 40, pp. 2309–2341, 2020.
- [4] S. Bellavia, N. Krejić, B. Morini, *Inexact restoration with subsampled trust-region methods for finite-sum minimization*, Computational Optimization and Applications, 76, pp. 701–736, 2020.
- [5] S. Bellavia, N. Krejić, B. Morini, S. Rebegoldi, *A stochastic first-order trust-region method with inexact restoration for finite-sum minimization*, Computational Optimization and Applications, 84, pp. 53–84 2023.
- [6] S. Bellavia, E. Fabrizi, B. Morini, *Linesearch Newton-CG methods for convex optimization with noise*, Annali dell’Università di Ferrara, 68, pp. 483–504, 2022.
- [7] A.S. Berahas, R. Bollapragada, J. Nocedal, *An Investigation of Newton-Sketch and Subsampled Newton Methods*, Optimization Methods and Software, 35, pp. 661–680, 2020.
- [8] A.S. Berahas, L. Cao, K. Scheinberg, *Global convergence rate analysis of a generic line search algorithm with noise*, SIAM Journal on Optimization, 31, 2021.
- [9] R. Bollapragada, R. Byrd, J. Nocedal, *Exact and Inexact Subsampled Newton Methods for Optimization*, IMA Journal Numerical Analysis, 39, pp. 545–578, 2019.

- [10] P.N. Brown and Y. Saad, Convergence Theory of Nonlinear Newton-Krylov Algorithms *SIAM Journal on Optimization*, 1994.
- [11] C. Cartis, K. Scheinberg, *Global convergence rate analysis of unconstrained optimization methods based on probabilistic model*, Mathematical Programming, 169, pp. 337–375, 2017.
- [12] R. Chen, M. Menickelly, K. Scheinberg, *Stochastic optimization using a trust-region method and random models*, Mathematical Programming, 169, pp. 447–487, 2018.
- [13] S.C.T. Choi, M.A. Saunders, *Algorithm 937: MINRES-QLP for symmetric and Hermitian linear equations and least-squares problems*, ACM Transactions on Mathematical Software, 40, pp. 1–12, 2014.
- [14] R.S. Dembo, S.C. Eisenstat, T. Steihaug, *Inexact Newton method*, SIAM Journal on Numerical Analysis 19, pp. 400–409, 1982.
- [15] D. C.-L. Fong, M. A. Saunders, *LSMR: An iterative algorithm for sparse least-squares problems*, SIAM Journal Scientific Computing, 33(5), pp. 2950–2971, 2011.
- [16] R. M. Gower, P. Richtarik, *Randomized iterative methods for linear systems*, SIAM Journal on Numerical Analysis, 36(4), pp. 1660–1690, 2015.
- [17] F. Hegarty, P.Ó Catháin, Y. Zhao, *Sparsification of Matrices and Compressed Sensing*, Irish Mathematical Society Bulletin, 81, pp. 5–22, 2018.
- [18] R.A. Horn, C.R. Johnson, *Matrix Analysis*, Cambridge University Press, 1985.
- [19] B. Jin, K. Scheinberg, M. Xie, *Sample Complexity Analysis for Adaptive Optimization Algorithms with Stochastic Oracles*, Mathematical Programming, 2024.
- [20] C.T. Kelley, J. I. Northrup, *A Pointwise Quasi-Newton Method for Integral Equations*, SIAM Journal on Numerical Analysis, 25, pp. 1138–1155, 1988.
- [21] M. Kelly, R. Longjohn, K. Nottingham, The UCI Machine Learning Repository, <https://archive.ics.uci.edu>.
- [22] H. Liu, Q. Ni, *Incomplete Jacobian Newton method for nonlinear equations*, An International Journal of Computers & Mathematics with Applications, 56, pp. 218–227, 2008.
- [23] Y. Liu, F. Roosta, *Convergence of Newton-MR under inexact hessian information*, SIAM Journal on Optimization, 31, pp. 59–90, 2021.
- [24] P.G. Martinsson, J. A. Tropp, *Randomized numerical linear algebra: Foundations and algorithms*, Acta Numerica, 29, pp. 403–572, 2020.

- [25] S.K. Mishra, G. Giorgi, *Inverity and optimization*, Vol. 88, Springer Science & Business Media, 2008.
- [26] J.J. Moré, M.Y. Cosnard, *Numerical solution of nonlinear equations*, ACM Transactions on Mathematical Software, 5, pp. 64–85, 1979.
- [27] C. Paquette, K. Scheinberg, *A Stochastic Line Search Method with Expected Complexity Analysis*, SIAM Journal of Optimization, 30, pp. 349–376, 2020.
- [28] C.C. Paige and M.A. Saunders, *LSQR: An algorithm for sparse linear equations and sparse least squares*, ACM Transactions on Mathematical Software 8, pp. 43–71, 1982.
- [29] L. Reichel, Q. Ye, *Breakdown-free GMRES for singular systems*, SIAM Journal on Matrix Analysis and Applications, 26, pp. 1001–1021, 2005.
- [30] F. Roosta, Y. Liu, P. Xu, M.W. Mahoney, *Newton-MR: Inexact Newton Method with minimum residual sub-problem solver*, EURO Journal on Computational Optimization, 10, 2022, 100035.
- [31] F. Roosta-Khorasani, M.W. Mahoney, *Sub-Sampled Newton Methods*, Mathematical Programming, 174, pp. 293–326, 2019.
- [32] Y. Saad, M.H. Schultz, *GMRES: a generalized minimal residual method for solving nonsymmetric linear systems*, SIAM Journal Sci. Stat. Comput., 6 (1985), pp. 856–869.
- [33] J.A. Tropp, *An Introduction to Matrix Concentration Inequalities*, Foundations and Trends in Machine Learning, 8, pp. 1–230, 2015.
- [34] P. Xu, F. Roosta-Khorasani, M.W. Mahoney, *Newton-Type Methods for Non-Convex Optimization Under Inexact Hessian Information*, Mathematical Programming, 184, pp. 35–70, 2020.
- [35] R. Yuan, A. Lazaric, R. M. Gower, *Sketched Newton–Raphson*, SIAM Journal on Optimization, 32, 2022.
- [36] J. Wang, X. Wang, L. Zhang, *Stochastic Regularized Newton Methods for Nonlinear Equations*, Journal of Scientific Computing, 94, article number 51, 2023.
- [37] J. Willert, X. Chen, C T. Kelley, *Newton’s method for Monte Carlo-based residuals*, SIAM Journal of Numerical Analysis, 53, pp. 1738–1757, 2015.

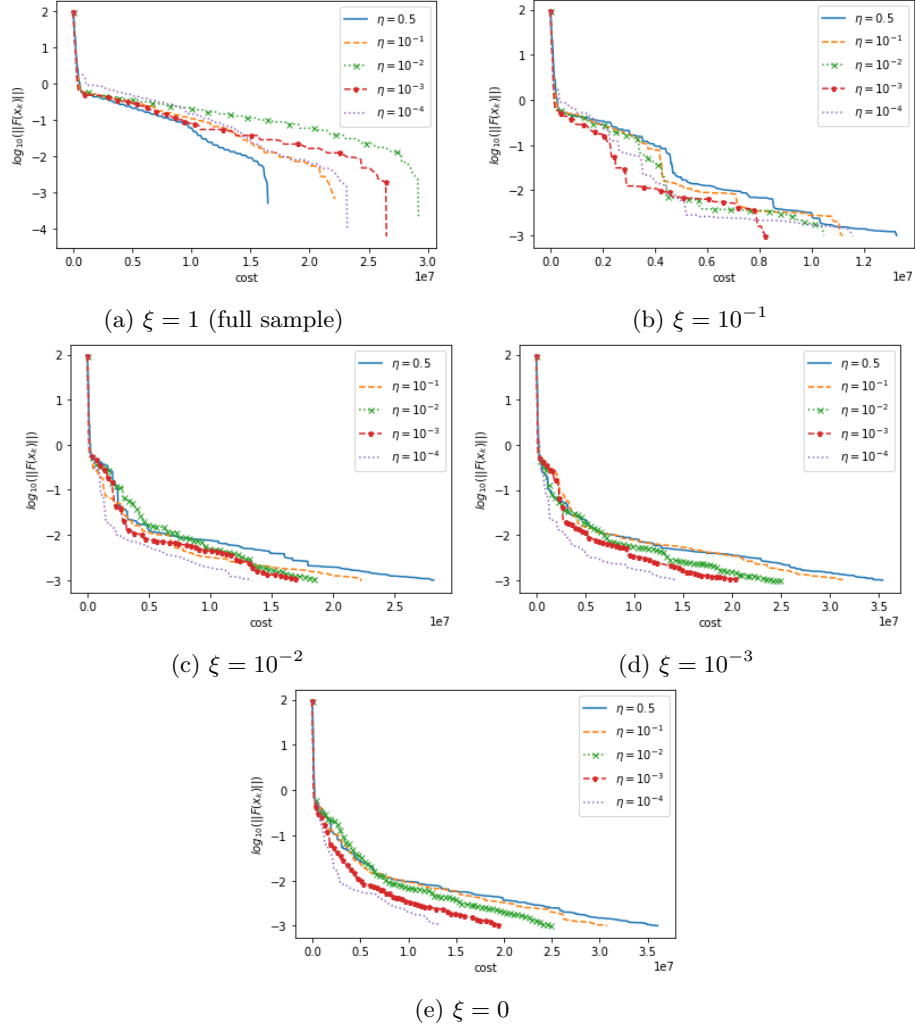


Figure 6: Algorithm SGN_JS and binary classification for the dataset *a9a*. Exact Jacobians ($\xi = 1$) and sparsified Jacobians with varying ξ and η . Median run in terms of cost: logarithmic norm of the residual versus computational cost.

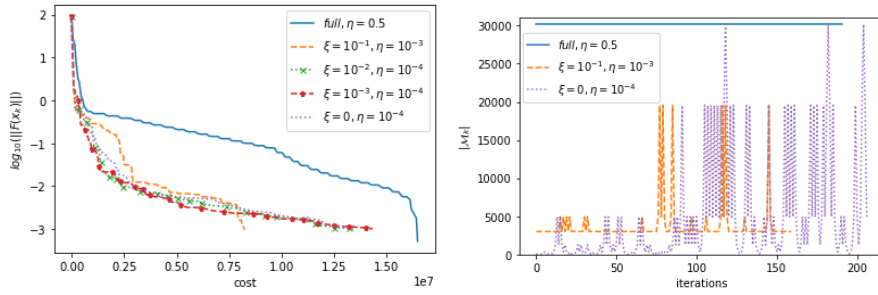


Figure 7: Algorithm SGN_JS and binary classification for the dataset *a9a*. Exact Jacobians ($\xi = 1$) and sparsified Jacobians with varying ξ and η . Median run in terms of cost: logarithmic norm of the residual versus the computational cost (left) sample size versus the iterations (right).