

From Question to Exploration: Can Classic Test-Time Adaptation Strategies Be Effectively Applied in Semantic Segmentation?

Chang'an Yi*

School of Electronic and Information
Engineering, Foshan University
Foshan, Guangdong, China
yi.changan@fosu.edu.cn

Haotian Chen*

School of Software & Joint SDU-NTU
Centre for Artificial Intelligence
Research (C-FAIR), Shandong
University
Jinan, Shandong, China
202320837@mail.sdu.edu.cn

Yifan Zhang*

Skywork AI
Singapore
yifan.zhang@u.nus.edu

Yonghui Xu[†]

School of Software & Joint SDU-NTU
Centre for Artificial Intelligence
Research (C-FAIR), Shandong
University
Jinan, Shandong, China
xu.yonghui@hotmail.com

Yan Zhou

School of Electronic and Information
Engineering, Foshan University
Foshan, Guangdong, China
zhouyan791266@fosu.edu.cn

Lizhen Cui

School of Software & Joint SDU-NTU
Centre for Artificial Intelligence
Research (C-FAIR), Shandong
University
Jinan, Shandong, China
clz@sdu.edu.cn

Abstract

Test-time adaptation (TTA) aims to adapt a model, initially trained on training data, to test data with potential distribution shifts. Most existing TTA methods focus on classification problems. The pronounced success of classification might lead numerous newcomers and engineers to assume that classic TTA techniques can be directly applied to the more challenging task of semantic segmentation. However, this belief is still an open question. In this paper, we investigate the applicability of existing classic TTA strategies in semantic segmentation. Our comprehensive results have led to three key observations. First, the classic normalization updating strategy only brings slight performance improvement, and in some cases, it might even adversely affect the results. Even with the application of advanced distribution estimation techniques like batch renormalization, the problem remains unresolved. Second, although the teacher-student scheme does enhance the training stability for segmentation TTA in the presence of noisy pseudo-labels and temporal correlation, it cannot directly result in performance improvement compared to the original model without TTA under complex data distribution. Third, segmentation TTA suffers a severe long-tailed class-imbalance problem, which is substantially more complex than that in TTA for classification. This long-tailed challenge negatively affects segmentation TTA performance, even

when the accuracy of pseudo-labels is high. Besides those observations, we find that visual prompt tuning (VisPT) is promising in segmentation TTA and propose a novel method named TTAP. The outstanding performance of TTAP has also been verified. We hope the community can give more attention to this challenging, yet important, segmentation TTA task in the future. The source code is available at: <https://github.com/ycarobot/TTAP>.

CCS Concepts

• Computing methodologies → Learning under covariate shift.

Keywords

Test-time adaptation; semantic segmentation; vision transformer

ACM Reference Format:

Chang'an Yi, Haotian Chen, Yifan Zhang, Yonghui Xu, Yan Zhou, and Lizhen Cui. 2024. From Question to Exploration: Can Classic Test-Time Adaptation Strategies Be Effectively Applied in Semantic Segmentation?. In *Proceedings of the 32nd ACM International Conference on Multimedia (MM '24)*, October 28-November 1, 2024, Melbourne, VIC, Australia. ACM, New York, NY, USA, 10 pages. <https://doi.org/10.1145/3664647.3680910>

1 Introduction

Test-time adaptation (TTA) focuses on tailoring a pre-trained model to better align with unlabeled test data at test time [34]. That model needs to simultaneously produce a prediction and adapt itself in an online manner. The TTA paradigm is popular since the test data may unavoidably encounter corruptions or variations, such as Gaussian noise, weather changes, and many other reasons [7, 16]. Furthermore, the training and test data can not co-exist due to privacy concerns. These challenges have propelled TTA to the forefront as an emergent and swiftly evolving paradigm [18, 20, 27, 28, 34, 37]. Broadly, existing techniques can be classified into two main categories: Test-Time Training (TTT) [22, 34] and fully TTA [27, 37]. Compared to TTT, fully TTA (TTA for short) is more

*Equal contribution.

[†]Corresponding author.

Permission to make digital or hard copies of all or part of this work for personal or classroom use is granted without fee provided that copies are not made or distributed for profit or commercial advantage and that copies bear this notice and the full citation on the first page. Copyrights for components of this work owned by others than the author(s) must be honored. Abstracting with credit is permitted. To copy otherwise, to republish, to post on servers or to redistribute to lists, requires prior specific permission and/or a fee. Request permissions from permissions@acm.org.

MM '24, October 28-November 1, 2024, Melbourne, VIC, Australia

© 2024 Copyright held by the owner/author(s). Publication rights licensed to ACM.

ACM ISBN 979-8-4007-0686-8/24/10

<https://doi.org/10.1145/3664647.3680910>

practical and it is also the focus of this paper, since TTT needs to change the original model training which may be infeasible due to privacy concerns.

The key idea of TTA methods is to define a proxy objective at test time to adapt the pre-trained model in an unsupervised manner. Typical proxy objectives include entropy minimization [37], pseudo labeling [19], and class prototypes [33]. While the majority of TTA studies have centered on classification problems, real-world scenarios frequently highlight the ubiquity and critical nature of semantic segmentation. A prime instance is autonomous driving, where each system must accurately and instantaneously segment an array of dynamic and unpredictable perceptions [17]. A segmentation task is much more challenging than an image-level classification counterpart. For example, it is extremely difficult to estimate pixel-level data distribution which may result in error accumulation, the long-tailed (LT) problem brings serious class imbalance, low-quality pseudo-labels (PLs) of pixels may cause model collapse, etc. Numerous newcomers and engineers might mistakenly believe that classic TTA techniques can be directly applied to semantic segmentation. Nevertheless, this assumption still remains unverified, posing an open question. Thus, the TTA community needs to answer this open question: Can classic test-time adaptation strategies be effectively applied in semantic segmentation?

In this paper, we attempt to address this question and provide systematic studies to assist both experienced researchers and newcomers in better understanding segmentation TTA. To the best of our knowledge, this paper is among the first to comprehensively investigate classic TTA techniques for semantic segmentation. Our main observations are summarized as follows:

- Normalization statistics are frequently used in classification TTA [27, 28, 37]. However, we find that the classic normalization updating strategy offers marginal performance gains and can sometimes even deteriorate the outcomes of segmentation TTA. Advanced techniques like batch renormalization and large batch sizes fail to address this limitation effectively. This observation motivates us to consider the update of other modules to estimate the data distribution. We find that updating the attention module in Transformer [52] can promote the performance in segmentation TTA.
- While the teacher-student (TS) scheme bolsters training stability in segmentation TTA amidst noisy PLs and different orders of images, we find that it does not always elevate the performance beyond models not employing TTA, especially in scenarios involving complex data distribution (i.e., continual TTA) [39]. Instead, we find that the TS scheme can produce high-quality PLs in segmentation TTA, compared to the single model.
- Segmentation TTA grapples with an acute LT imbalance issue, which is more intricate than its counterpart in classification TTA. We find that this LT dilemma profoundly impedes segmentation TTA efficacy, even with high-accuracy PLs. Instead, we discover that the introduction of a region-level solution can improve the performance in segmentation TTA.

In light of the above observations and comparisons, we discover that visual prompt tuning (VisPT) is a promising solution in segmentation TTA. Moreover, we find that combining RGB and frequency

domain can uncover a richer set of image priors, which is valuable for the creation of visual prompts. Based on VisPT and the findings, we propose a novel method named TTAP which has been verified to be effective in segmentation TTA. In particular, its computational time is much less than that of the comparative approaches. To the best of our knowledge, before the submission deadline of this manuscript, our work is the first to reveal that frequency domain prompts represent a promising direction in segmentation TTA. In contrast to existing prompt tuning works that rely on implicit learnable tokens injected into embeddings, our proposed approach TTAP utilizes the frequency features from low-level structures explicitly as prompts. Furthermore, TTAP effectively captures contextual knowledge for each test sample, without additional guidance such as high-quality PLs.

In the following Sections, we will first investigate whether classic TTA strategies, i.e., distribution estimation (Section 3), TS framework (Section 4), and long-tailed phenomenon (Section 5), can be effectively applied in segmentation TTA. Subsequently, TTAP is discussed in Section 6.

2 Preliminaries

2.1 Problem Statement

Let $\mathcal{D}^{train} = \{(\mathbf{x}_i, \mathbf{y}_i)\}_{i=1}^N \in \mathcal{P}^{train}$ be the training data, where \mathbf{x} , \mathbf{y} and N represent the features, labels and data amount, respectively. Let $f_{\Theta}(\mathbf{x})$ denote a pre-trained segmentation model with parameters Θ . The goal of segmentation TTA is to adapt $f_{\Theta}(\mathbf{x})$ to the unlabeled test data $\mathcal{D}^{test} = \{\mathbf{x}_i\}_{i=1}^M \in \mathcal{P}^{test}$ with different data distribution, i.e., $\mathcal{P}^{train}(\mathbf{x}) \neq \mathcal{P}^{test}(\mathbf{x})$. Under the TTA paradigm [37], the model $f_{\Theta}(\mathbf{x})$ receives a batch of unlabeled test data at each time step, and it will be updated in an online manner.

2.2 Classic TTA Strategies

In this paper, our primary objective is to uncover the unique challenges posed by segmentation TTA under classic strategies and provide some inspirational solutions. To achieve that purpose, we delve into several well-established strategies, including normalization updating [51], teacher-student (TS) scheme [39], test-time augmentation (Aug) [24], and pseudo labeling (PL) [48], all of which have demonstrated their effectiveness in classification TTA.

2.3 Experimental Setups

To ensure consistent evaluations of various TTA approaches, we conduct empirical studies based on several widely used semantic segmentation datasets, including ACDC [31], Cityscapes-foggy (CS-fog) [30] and Cityscapes-rainy (CS-rain) [11]. In addition, we strictly follow the implementation details outlined in previous studies [2, 39], and use Segformer-B5 [42] as the pre-trained model. Two state-of-the-art and recent segmentation approaches, i.e., Oneformer [12] and SAM [15], are also used in comparative experiments. We focus on transformer-based architectures instead of CNN-based architectures, since the former has exhibited more promising results than the latter. Unless otherwise specified, all experiments are conducted with a batch size (BS) of 1, mirroring real-world scenarios where the test samples often arrive one by one in an online manner. The

Table 1: Results of batch norm updating strategies (i.e., TENT [37] and its variants) on datasets ACDC, Cityscapes-fog, and Cityscapes-rain (mIoU, %). SO indicates using the source model without adaptation, while BS represents the batch size of test data at each iteration. Except that the TENT (larger BS) variant uses a batch size of 4, the other methods are based on BS = 1 as mentioned in Section 2.

Method	A-fog	A-night	A-rain	A-snow	CS-fog	CS-rain	Avg.
SO	68.2	39.5	59.7	57.6	74.2	66.6	61.0
TENT [37]	63.3 (-4.9)	39.5 (-0.3)	57.6 (-2.1)	54.9 (-2.7)	73.9 (-0.3)	66.8 (+0.2)	58.8 (-2.2)
TENT (larger BS)	64.4 (-3.8)	39.8 (+0.3)	57.3 (-2.4)	54.0 (-3.6)	71.6 (-2.6)	66.7 (+0.1)	59.0 (-2.0)
TENT (BN-fixed)	68.1 (-0.1)	39.4 (-0.1)	60.1 (+0.4)	57.1 (-0.5)	74.1 (-0.1)	66.5 (-0.1)	59.9 (-0.1)
BN adapt	62.0 (-6.2)	37.3 (-2.2)	55.1 (-4.6)	52.7 (-4.9)	73.3 (-0.9)	65.9 (-0.7)	57.7 (-3.3)
AugBN	67.6 (-0.6)	38.2 (-1.3)	59.0 (-0.7)	56.3 (-1.3)	73.3 (-0.9)	65.9 (-0.7)	60.0 (-1.0)

choice of hyper-parameters can be seen in the code of this paper which is publicly available.

3 Does Normalization Updating Work for Segmentation TTA?

3.1 Norm Updating Fails in Segmentation

We start with batch normalization (BN) updating strategies [26, 32]. Most existing BN-based TTA methods [27, 37], contrary to typical deep learning pipelines, compute the distribution statistics directly from the test data, rather than starting with or inheriting those from the training data. These methods only update the BN layers during TTA, restricting changes exclusively to the model parameters. This ensures that the core learned features remain intact, while only the normalization gets adjusted based on the test data. These approaches have demonstrated their effectiveness in bridging domain gaps for image classification at test time, however, their efficacy in semantic segmentation is yet to be thoroughly explored and validated.

To delve deeper into this, we conduct a thorough evaluation of BN-based TTA methods in segmentation based on a classic method TENT [37]. Specifically, TENT adapts a model by using the BN statistics from mini-batch test data (with BS = 1) instead of those inherited from the training data, and updating the affine parameters of BS through entropy minimization. Moreover, we explore two variants of TENT: 1) TENT (larger BS) seeks to enhance TENT’s performance by utilizing a larger batch size of 4, aiming for a more precise estimation of distribution statistics; 2) TENT (BN-fixed) retains the BN statistics from the training data without adaptation and solely updates the affine parameters of BS through entropy minimization. Finally, we also conduct comparisons with BN adapt [32] and AugBN [14], both of which have demonstrated their effectiveness in segmentation TTA using CNN-based architectures [14].

As shown in Table 1, we have three main observations. First, all TENT variants perform worse than the *Source Only* (SO), highlighting the difficulties that classic batch norm updating methods encounter in segmentation TTA. Second, even though using a larger batch size marginally elevates TENT’s performance, it remains overshadowed by SO. Last, the TENT (BN-fixed) variant achieves performance only similar to SO, although the affine parameters of BN are updated. This shows that retaining the BN statistics from the training data plays a key role while updating the affine parameters of BN does not bring the expected improvement. In summary, batch norm updating strategies, despite performing well in classification TTA, do not meet anticipated outcomes in segmentation

TTA. Please refer to Section 3.3 for more discussions on distribution estimation tricks like larger batch size and batch renormalization.

3.2 Aligning Batch Norm Statistics Loses Its Magic in Segmentation

We next aim to probe the underlying reasons for the poor performance of BN-based TTA methods in semantic segmentation. Before diving into the detailed analysis, we first provide a foundational overview of BN updating to ensure clarity and comprehension. Let $f \in \mathbb{R}^{B \times C \times H' \times W'}$ represent a mini-batch of features, where C indicates channel numbers, H' is the height of features, and W' is the width. BN normalizes f using the distribution statistics of mean μ and variance σ (both μ and σ belong to \mathbb{R}^C). The normalization is mathematically expressed as:

$$f^* = \gamma \cdot f' + \beta, \quad \text{where} \quad f' = \frac{f - \mu}{\sigma}, \quad (1)$$

where $\gamma, \beta \in \mathbb{R}^C$ are learnable affine parameters of BN that represent scale and shift, respectively. During inference, μ and σ are set to μ^{ema} and σ^{ema} , respectively, which are the exponential-moving-average (EMA) estimation of distribution statistics. Previous BN-based TTA methods for classification have shown that in situations where there is a distribution shift between the training and test data, i.e., $\mathcal{P}^{train}(\mathbf{x}) \neq \mathcal{P}^{test}(\mathbf{x})$, replacing the EMA estimation of μ^{ema} and σ^{ema} with the test mini-batch statistics can boost model performance [37] when test mini-batch statistics are accurate.

However, Table 1 has demonstrated that such a strategy does not make sense in semantic segmentation. The challenges arise from the model’s difficulty in accurately assessing the test data statistics during adaptation for segmentation. To shed light on this, we visualize the estimated distribution statistics of BN in Figure 1 (a)-(b). To be specific, we train the model from scratch on both Cityscapes training data and ACDC-fog test data, followed by recording BN distribution statistics, represented by “training” (the blue line) and “test” (the red line) in Figure 1 (a)-(b). Subsequently, we employ the aforementioned TENT to adapt the trained model to test data and record the change in BN distribution statistics. Specifically, TENT adjusts BS statistics based solely on mini-batch test data independently at each iteration. In contrast, TENT (BN-initialized) starts with the BN distribution statistics from the training data model and progressively adapts BN statistics using EMA, instead of computing statistics independently for each test batch.

Figure 1 (a)-(b) leads to four main findings. First, the distributional discrepancy between the “training” and “test” data is pronounced. Second, while TENT (BN-initialized) — represented by

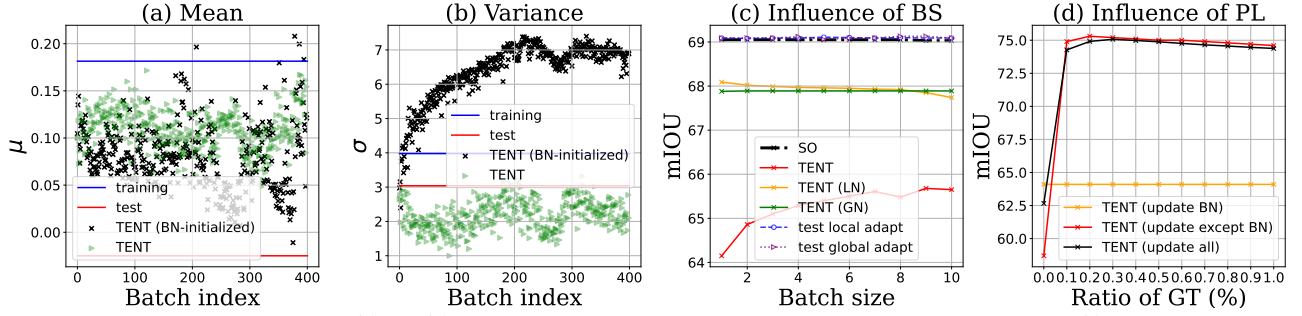


Figure 1: Quantitative metrics analysis. (a) and (b) capture the BN distribution statistics through online adaptation. (c) shows the differential impacts of different batch norm updating techniques across different batch sizes (BS). (d) delves into the effects of varying updating strategies based on TENT, contrasting different proportions of PLs with the rest being ground-truth (GT) labels.

the black dots in Figure 1 (a)-(b) — does endeavor to adjust to the test data, it fails to estimate the test data very well, still remaining misalignment relative to the true test data distribution. Third, the BN statistics’ evolution in TENT (depicted by the green points) mirrors that of TENT (BN-initialized) closely. This resemblance arises because, even though TENT’s BN statistics are not inherited and are recalibrated based on individual mini-batches of test data at every iteration, the rest of the model parameters are indeed derived from the training data model. Consequently, the initial feature distribution still aligns more closely with the training data’s distributional characteristics, preventing direct approximation of the test data distribution. As the adaptation progresses, while there is a trend towards aligning with the test distribution, it, much like TENT (BN-initialized), ultimately fails to capture that distribution accurately. Last, we notice a pronounced increase in the variance of TENT (BN-initialized), indicating a widening divergence in the distribution estimation. In summary, the imprecise estimation of the test data distribution renders BN updating ineffective for segmentation TTA, with the fluctuating and escalating variance even potentially imparting detrimental effects on model performance.

3.3 Distribution Estimation Tricks Cannot Resolve the Problem

In light of the above discussions, we next ask whether further using distribution estimation tricks can rectify the issues associated with the distribution estimation of normalization updating in segmentation TTA. In response, we investigate three policies: harnessing a larger batch size, adopting batch renormalization, and leveraging GT labels (mainly for empirical analysis).

Larger batch size. Previous studies [28, 37] have shown that using a larger batch size can enhance the BN updating for classification TTA. Driven by this rationale, we investigate the impact of different batch sizes (ranging from 1 to 10) on segmentation TTA, where we also provide the results based on layer normalization (LN) [1] and group normalization (GN) [41], which replace the BN to LN and GN, respectively. As shown in Figure 1 (c), an increase in batch size does indeed enhance BN updating. However, this enhancement does not translate to an improvement over SO, i.e., using the pre-trained source model without adaptation. This indicates that merely increasing the batch size cannot adequately solve the issue of normalization-based segmentation TTA methods. Furthermore,

we also observe that the outcomes of GN are similar to LN, suggesting that the significance of normalization layers might not be as important as we previously expected.

Batch renormalization. Utilizing local test mini-batch statistics for model adaptation proves unreliable, especially when confronting persistent distribution shifts [29, 45, 49]. Such unreliability originates from error gradients and imprecise estimations of test data statistics. In response, we delve into two test-time batch renormalization techniques [45, 51], namely *Test Local Adapt* and *Test Global Adapt*, aiming to refine the distribution estimation. *Test Local Adapt* leverages the source statistics to recalibrate the mini-batch test data distribution estimation, whereas *Test Global Adapt* uses test-time moving averages to recalibrate the overall test distribution estimation. As shown in Figure 1 (c), while batch renormalization strategies do enhance the performance of TENT, their performance is just comparable to that of SO and cannot lead to performance improvement in semantic segmentation.

Ground-truth labels. To analyze the impact of pseudo-label noise on distribution estimation, we leverage true labels for empirical studies. Ground-truth (GT) labels are employed not to design new solutions, but rather to analyze what would happen under ideal conditions, thereby excluding noise from PLs. Moreover, to analyze the effects of updating different network components, we further explore three distinct updating strategies. (1) TNET (update BN): the affine parameters in BN are updated; (2) TNET (update except for BN): the parameters except for BN are updated; (3) TNET (update all): all the model parameters are updated. As shown in Figure 1(d), when solely relying on PLs, TENT (update BN) outperforms its counterparts due to its minimal parameter updating, making it less susceptible to the noise of PLs. In contrast, the other baselines exhibit markedly inferior performance under these conditions. However, as the quality of PLs improves—with the incorporation of more GT labels, there’s a significant performance boost in TENT (update except BN) and TENT (update all). Yet, TENT (update BN) remains stagnant, not showing the same enhancement. This further demonstrates the limitations of existing BN updating TTA strategies in semantic segmentation. Thus, what is the promising solution when distribution estimation tricks fail to work?

Table 2: Results of the teacher-student scheme on ACDC (mIoU, %). “SO”/“Single”/“TS” are abbreviations for source only/the single-model/the teacher-student scheme, and “PL”/“Aug” are abbreviations for pseudo labeling/test-time augmentation, respectively.

Method	PL	Aug	A-fog	A-night	A-rain	A-snow	Avg.
SO			68.2	39.5	59.7	57.6	56.3
Single	✓		54.6 (-13.6)	29.0 (-10.5)	45.5 (-14.2)	41.2 (-16.4)	42.7 (-13.7)
TS	✓		67.4 (-0.8)	38.7 (-0.8)	59.8 (+0.1)	57.2 (-0.4)	55.9 (-0.4)
Single	✓	✓	41.9 (-26.3)	18.1 (-21.4)	20.7 (-39.0)	16.4 (-41.2)	24.4 (-31.9)
TS	✓	✓	70.0 (+1.8)	40.2 (+0.7)	63.8 (+4.1)	59.2 (+1.6)	58.4 (+2.1)

Table 3: Comparisons between TENT [37] and its attention-based version (Attn) (mIoU, %). The results indicate that incorporating the attention mechanism can enhance the performance in TTA.

Method	A-fog	A-night	A-rain	A-snow	CS-fog	CS-rain	Avg.
TENT [37]	63.3	36.5	56.2	54.0	73.8	66.8	58.4
TENT (Attn)	69.2	39.1	61.2	58.3	74.1	67.2	61.5

Table 4: Comparisons under different temporal orders of images on Cityscapes-fog and Cityscapes-rain (mIoU, %). Different random seeds (i.e., 0/9/99/999/999) represent different time orders.

Domain	Single (GT)	TS	0	9	99	999	9999
CS-fog	✓		78.2	78.1	78.2	78.2	78.3
CS-fog		✓	76.7	81.1	82.0	82.1	81.9
CS-rain	✓		72.0	78.2	71.9	71.9	71.9
CS-rain		✓	83.9	79.3	79.4	80.3	79.5

3.4 Updating the Attention Module is Promising

Based on the above analysis, we believe that: 1) it is hard to estimate the normalization statistics in segmentation TTA at the pixel-level¹; 2) within the Transformer-based architectures, the impact of normalization layers is relatively muted compared to that in CNN-based architectures [28]. Thus, which module is important to estimate the data distribution in segmentation TTA?

We hypothesize that the self-attention mechanism may play a pivotal role in Transformer-based architectures [10]. This hypothesis is exemplified by analyzing Segformer-B5 [42], which utilizes a gradient-based sorting technique to arrange all layers, placing some attention modules and multi-layer perceptions (MLPs) ahead of the normalization layers. As displayed in Table 3, it indicates that updating the attention mechanism is a promising and novel direction for transformer-based models. In the future, focusing on the attention mechanism and the fusion of MLP modules may enhance the effectiveness of Transformer-based architectures in segmentation TTA.

4 Does the Teacher-student Scheme Work for Segmentation TTA?

4.1 The Teacher-student Scheme Helps Stabilize Segmentation TTA

The teacher-student exponential moving average (TS-EMA) scheme [8] has been shown to enhance model training and accuracy [35].

¹We will discuss the region-level solution in Section 5.2

Many recent methods [36, 39, 45] introduce it into TTA by using a weighted-average teacher model to improve predictions. The underlying belief is that the mean teacher’s predictions are better than those from standard and single models. However, the precise influence of TS-EMA on segmentation TTA has not been thoroughly investigated. In this Section, we seek to delve into its empirical impact. For the implementation of the TS-EMA scheme, we follow CoTTA [39] to update the student model by $\mathcal{L}_{PL}(\mathbf{x}_{\mathcal{T}}) = -\frac{1}{C} \sum_c \tilde{y}_c \log \hat{y}_c$, where \tilde{y}_c is the probability of class c in the teacher model’s soft PLs prediction, \hat{y}_c is the output of the student model, and C indicates the total number of categories.

To figure out whether the TS-EMA scheme indeed stabilizes TTA for semantic segmentation, we compare the TS-EMA scheme and the single-model (Single) scheme with pseudo labeling (PL) and test-time augmentation (Aug) [24]. As shown in Table 2, the Single scheme consistently underperforms compared to the SO baseline, a trend that persists even with the integration of PL and Aug. In stark contrast, the TS-EMA scheme maintains relatively stable performance. Using PL, it experiences only minor drops in categories like “A-fog” and “A-night”, and even shows an improvement in “A-rain”. Moreover, when employing both PL and Aug, TS outperforms the SO baseline. In light of these observations, we conclude that TS-EMA stands out as a robust method to improve the training stability of segmentation TTA.

Temporal correlations. Additionally, we also investigate the performance regarding the temporal order of samples. This consideration is practical since a TTA task should process each test instance online and independently. Comparing the TS scheme and the single-model (GT labels are introduced for further examination since the PLs are found to contain serious noise in the single-model), the results are displayed in Table 4. Even with varying random seeds (i.e., time orders), the TS scheme consistently yields similar results, indicating that it is not susceptible to fluctuations in temporal correlations. In contrast, the results of the single-model exhibit more noticeable variations. For instance, when the seed is set to 9, the result for CS-rain is 78.2%, whereas the results for other seeds hover around 72%.

4.2 Discussions of Potential Limitations

While previous analysis attests to the efficacy of the TS-EMA scheme, we find that when the SO baseline is fortified with test-time augmentation, its performance surpasses that of TS combined with both PL and Aug. This suggests that the primary advantage of TS-EMA may lie in mitigating the noise introduced by PL, thereby allowing Aug to function more effectively.

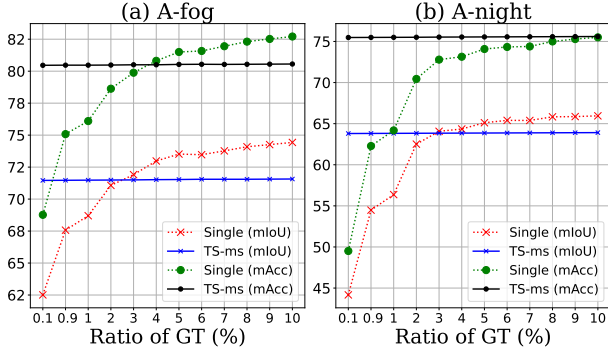


Figure 2: Comparisons between the single-model and the teacher-student (TS) scheme under different degrees of ground-truth (GT) PLs (%) on ACDC. As the accuracy of PLs increases, the performance of the single-model experiences continual enhancement. However, the TS scheme's performance remains stagnant since the strategy of test-time augmentation has not been introduced.

This finding provokes a subsequent question: if the accuracy of PLs is enhanced, would the TS model also exhibit improved performance as shown in previous studies [35]? To answer this question, we adjust the experimental setting, concentrating on situations where PLs become increasingly accurate, marked by a growing proportion of GT labels. In this context, we assume that the GT labels are accessible so that we can empirically assess the model performance across varying ratios of GT labels.

We continue to compare the single-model and the TS scheme. As depicted in Figure 2, we have plotted the IoU (Intersection over Union) metrics for each class against varying levels of GT. This visualization helps us critically assess how the performance trajectory of these two schemes adjusts as the accuracy of the PLs is promoted. For the sake of fair comparison, the policy of Aug is not adopted and it is clear that the performance improvement will be minimal without data augmentation. Our purpose is to investigate the importance of each module of the TS scheme and emphasize the necessity of Aug in this scheme.

Upon a detailed observation, it becomes evident that both the single-model and TS schemes exhibit similar performance trends. When the precision of the PLs hits an approximate threshold of 1%,² the single-model scheme achieves a performance that is almost neck-and-neck with that of the TS scheme. However, as we progress beyond this PLs precision threshold, an interesting divergence arises: while the single-model continues to better its performance, the TS model appears to stagnate and its mIoU (mean IoU) metric remains static at 0.69. In stark contrast, the single-model exhibits a commendable improvement, witnessing its mIoU metric jump from an initial 0.59 to a robust 0.74.

Given this observation, one could infer a potential limitation intrinsic to the TS scheme. Despite having increasingly accurate PLs at its disposal, it does not exhibit the expected adaptability and responsiveness, unlike its single-model counterpart.

Continual TTA. Real-world perception systems operate in non-stationary and constantly evolving environments, where the test data distribution can change from time to time [39]. As shown in

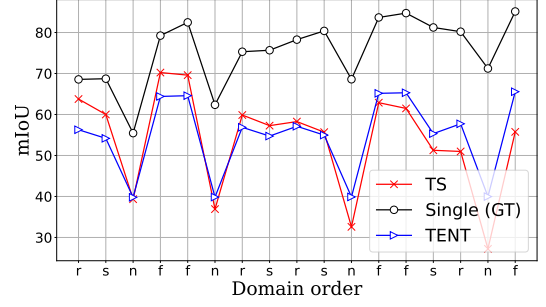


Figure 3: The results of online continual segmentation TTA on the Cityscapes-to-ACDC task (%). We evaluate the four test conditions continually four times to evaluate the performance of long-term adaptation. “f”/“n”/“r”/“s” are abbreviations for domain fog/night/rain/snow, respectively.

Figure 3, we sequentially adapt the pre-trained model of the dataset Cityscapes to the dataset ACDC. Surprisingly, the performance of the TS scheme gradually deteriorates and is comparable to that of TENT. In the end, the TS scheme even exhibits inferior performance compared to TENT. In addition, we also use Single (GT) for examination. The results obtained with Single (GT) demonstrate that high-quality PLs can prevent the deterioration caused by the changing test data distributions.

Based on the above analysis, it is clear that the TS scheme is capable of achieving stable training, even in the presence of noisy labels or temporal correlation in TTA. However, we identify some challenges associated with the TS scheme: 1) it is difficult to effectively utilize high-quality PLs; 2) it tends to deteriorate under continual TTA. These findings highlight the need for further research and improvements to fully harness the potential of the TS scheme.

5 Does Class Imbalance Influence Segmentation TTA?

5.1 Segmentation TTA Suffers Long-tailed Problem

Semantic segmentation inherently grapples with the challenge posed by data imbalance [9, 47]. Certain semantic classes, such as sky and buildings, are predisposed to occupy vast areas populated with significantly more pixels, often leading them to dominate the visual space, prevalent in numerous realistic pixel-level classification endeavors.

When placed in the context of TTA, the long-tailed (LT) problem becomes more pronounced, manifesting as an obvious bias in test-time optimization towards dominant classes [46, 51]. Both NOTE [6] and SAR [28] can handle the class imbalance in classification TTA, however, they perform poorly when addressing the LT problem in segmentation TTA. In this Section, we aim to shed light on the challenges of the LT problem as it manifests in segmentation TTA. We show the intricate complexity and challenge inherent in semantic segmentation, making it markedly more difficult than classification tasks. To delve deeper into this issue, we assume that the model can generate high-confidence PLs for the test data during adaptation and subsequently analyze the resultant state of the model.

²To put this into perspective, for an ACDC image, 1% GT translates to a total of $0.01 * 1080 * 1920 = 22572$ pixels.

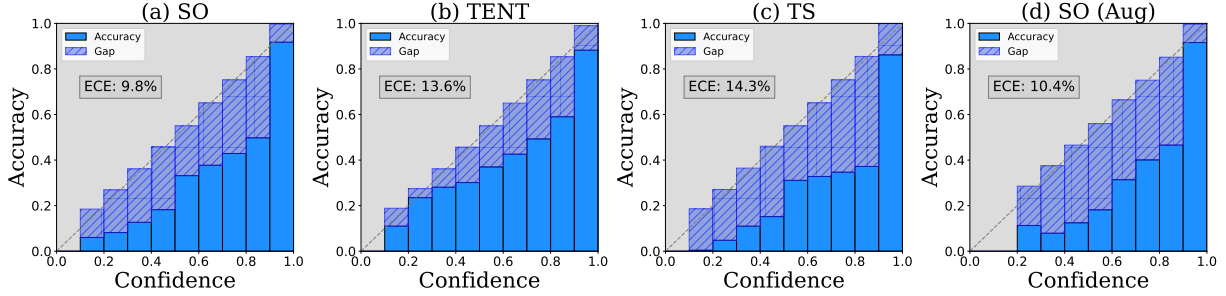


Figure 4: Reliability diagrams [3] of visualized expected calibration error (ECE) for segmentation TTA (ACDC-fog). A smaller gap represents less ECE and better calibration. After adaptation, ECE actually becomes larger, indicating that the model is more over-confident.

Our analysis will be conducted from two perspectives: conducting recall-precision analysis, and evaluating model calibration.

Recall-precision analysis. To further detailed analysis of LT, we also show the quantitative metrics of each class on ACDC-fog, as shown in Figure 5. We conduct a comparison of the results between two experiments: *Source Only* (SO) and *Adapt* (where we fine-tune the source model using 100% GT labels). Firstly, as evident in all the plots of this figure, the majority classes consistently achieve exceptionally high scores across all metrics, whereas the minority classes do not consistently perform the worst. Secondly, following the adaptation process (involving the addition of supervised information to model training), the recall of most classes shows improvement, while the precision of certain minority classes experiences a decrease. This indicates that the model is less likely to miss pixels of this class (predicting it as other classes) while becoming more prone to predicting pixels of other classes as this class. This phenomenon diverges from the patterns observed in classification tasks [40] and does not align with conventional wisdom, adding complexity to the uncovering of underlying patterns.

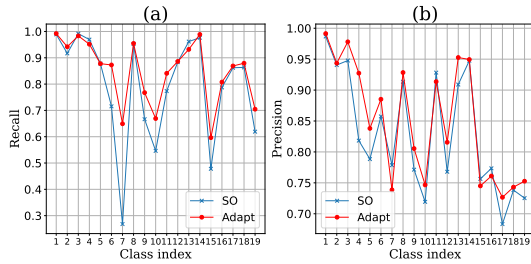


Figure 5: Quantitative metrics analysis (ACDC-fog). After adaptation, the IoU and F1 scores improve for most classes. Specifically, there is an increase in the Recall for numerous classes, while the Precision for a limited number of classes witnesses a decline.

Model calibration. We conduct experiments to delve into model interpretability, aiming to unearth the primary challenges associated with the uncertainty of segmentation TTA. According to the results displayed in Figure 4 (a)–(d), we find that SO records the lowest ECE at 9.8%. However, TENT, TS, and SO (Aug) fail to generate improved confidence estimation after adaptation. On the other hand, TENT seems to bolster the model’s performance in low confidence zones, particularly in the bins spanning from 0.1 to 0.5 as shown in Figure 4 (b). In contrast, the TS scheme exhibits subpar

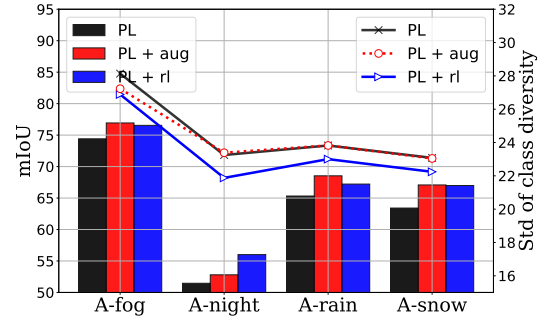


Figure 6: Test-time augmentation and region-level training strategies can relieve LT biases. mIoU (%) and std are displayed. “PL”/“aug”/“rl” are abbreviations for pseudo labeling/test-time augmentation/region-level, respectively.

prediction accuracy in these low confidence bins and consistently avoids low probability predictions, as distinctly seen in Figure 4 (c). Although SO (Aug) gains the highest result (Table 2), it does not succeed in enhancing calibration. In summary, while these methods showcase their strengths in segmentation TTA, calibration remains a nuanced challenge and it is imperative to consider the interplay of various factors.

5.2 How to Relieve LT Biases?

Having already identified the LT problem as a key challenge in segmentation TTA, our exploration will focus on effective strategies in mitigating these biases. While re-weighting and re-sampling are prevalent methods in managing imbalanced data [47], applying these strategies at pixel-level in segmentation TTA does not yield positive results. In fact, it may lead to worse performance. As discussed in Section 3, since statistics based on pixel-level are highly unstable, we employ a re-sampling approach that focuses on region-level. Furthermore, we also consider the test-time augmentation, which has been shown to be effective in Section 4. The mIoU and the standard deviation (std) of class diversity on dataset ACDC are shown in Figure 6, displaying that both of these two strategies can relieve the LT problem. Although test-time augmentation brings improvement, its std is similar to the baseline (PL). In this way, re-sampling based on region-level demonstrates the most obvious potential.

Furthermore, we conduct an ablation study for test-time augmentation [24, 39, 50] in terms of the F1 Score and mIoU. As shown in Table 5, it is clear that employing data augmentation results

Table 5: Ablation studies on ACDC-fog of data augmentation (Aug) in terms of F1 Score and mIoU (%).

Method	Aug	F1 Score				mIoU			
		head	mid	tail	Avg.	head	mid	tail	Avg.
Pseudo labeling	✓	89.8	82.4	82.7	85.6	82.8	71.1	69.9	74.5
		89.7 (+0.1)	82.7 (+0.3)	81.6 (+1.1)	84.7 (+0.9)	82.9 (+0.1)	73.5 (+2.4)	74.3 (+4.4)	76.9 (+2.4)

in a 2.4% increase in mIoU. However, it simultaneously leads to a 0.9% decrease in the F1 Score. This suggests that the model, post-augmentation, intensifies its prediction of minority classes, leading to a simultaneous rise in both True Positive and False Positive, thereby boosting mIoU. Nonetheless, the nuanced balance of Recall and Precision in the F1 Score leads to a less pronounced change. Regarding the tail classes, we observe a notable 4.4% increase in mIoU, contrasted by a 1.1% decline in F1 Score. This showcases that while augmentation enhances the model's detection of tail classes, it does not uniformly improve its precision for these classes. In light of the above observations, we conclude that Aug partially relieves LT biases in segmentation TTA. In the future, we will explore integrating region-level segmentation and Aug to address the LT problem in segmentation TTA.

6 Visual Prompt Tuning

Prompt tuning is an inspirational technique that can produce additional textual instructions to fine-tune large-scale Natural Language Processing (NLP) models for specific downstream tasks [21]. In light of this, we attempt to investigate the applicability of visual prompt tuning (VisPT) in segmentation TTA. Recently, VisPT has also been introduced into TTA methods for parameter-efficient transfer, i.e., $\mathbf{x} = \mathbf{x} + \mathcal{P}$, where \mathcal{P} is the visual prompt. DePT [5] is derived from VPT [13], which introduces a small amount of task-specific learnable parameters into the input space while freezing the entire pre-trained transformer block during adaptation. DVPT [4] introduces both domain-specific and domain-agnostic prompts to prevent catastrophic forgetting and error accumulation. Compared to DVPT, SVDPT [43] proposes sparse visual domain prompts to reserve more spatial information of the input image. UniVPT [25] suggests a lightweight prompt adapter to progressively encode informative knowledge into prompts, thereby enhancing their spatial robustness.

Based on the above analysis, we suggest that generating visual prompts can leverage image priors to provide a straightforward and effective strategy, i.e., frequency domain [38]. By combining RGB and frequency domain, we can uncover a richer set of image priors, proving invaluable for the creation of visual prompts. To further explore the potential of VisPT in segmentation TTA, we propose a method named TTAP which is based on VisPT and our previous observations. TTAP is also different from existing visual prompt-based segmentation methods such as CLIPSeg [23] and UniSeg [44]. CLIPSeg is based on the image-text prompt and it needs to align the images and texts (CLIP). UniSeg relies on GT labels to guide the learning process, which cannot be satisfied in unsupervised settings like TTA. In contrast, TTAP only requires an image encoder, accommodating more general scenarios without the need for aligning images and texts.

TTAP involves three key steps. First, we generate the visual prompt for each test sample using image priors (Section 6). Then, we adopt the TS framework to produce high-confidence PLs to

Table 6: Comparisons between TTAP and other methods (mIoU, %). The computational time (minute) on dataset ACDC is also displayed. The computational time of CoTTA is over ten times longer than that of TTAP, while our accuracy is just slightly lower than CoTTA.

Method	CS (GTA)	CS (Syn)	CS-fog	CS-rain	ACDC (time)	Avg.
SO	68.6	51.1	74.2	66.6	56.3 (1.7)	63.4
TENT [37]	67.8	50.4	73.9	66.8	53.1 (2.0)	62.4
CoTTA [39]	65.5	50.4	75.2	68.7	57.6 (68.2)	63.6
DePT [5]	65.1	48.2	60.1	57.1	52.6 (5.0)	56.6
DVPT [4]	66.3	48.6	67.7	63.3	56.5 (5.5)	60.5
UniVPT [25]	60.2	43.3	60.1	44.2	36.2 (20.9)	48.9
SVDPT [43]	69.1	52.2	67.8	64.3	57.2 (75.5)	62.1
TTAP (ours)	72.1	57.6	76.0	71.0	57.2 (6.0)	66.8

refine the visual prompts. The time-consuming technique of Aug is not adopted, since online adaptation demands a high time efficiency (Section 4). Finally, we update the attention module and visual prompts, since it is hard to address distribution shifts solely depending on normalization layers in transformer-based architectures (Section 3). As discussed in this Section, most prior works utilize convolutional neural networks (CNNs) and heavily depend on normalization layers. However, these policies are ineffective in Transformer-based models (Table 1). TTAP leverages tunable parameters to extract explicit frequency features from each test sample, thereby enhancing the model's ability to discern subtle segmentation nuance. The comparative results are displayed in Table 6, where it is clear that TTAP achieves outstanding performance. Although CoTTA [39] achieves higher results on the ACDC dataset, it is time-consuming due to the policy of Aug. In contrast, our proposed approach TTAP only updates limited parameters without augmentation and the computational time is less than 10% of CoTTA. Furthermore, our average performance is higher than all the other approaches.

7 Conclusions

In TTA community, an open question still remains unresolved: Can classic test-time adaptation strategies be effectively applied in semantic segmentation? We aim to address this question to assist both experienced researchers and newcomers in better understanding segmentation TTA. In this paper, we provide extensive experiments and comprehensive analysis to investigate the applicability of popular TTA strategies such as normalization and the teacher-student scheme. Ground-truth labels are also introduced to examine how pseudo-labels (PLs) affect the single-model. Experimental results indicate that those classic strategies do not perform well in segmentation TTA. Meanwhile, we also attempt to disclose the fundamental reasons and suggest some possible solutions, such as updating the attention module and integrating region-level segmentation.

Besides the regular observations, we discover that visual prompt tuning (VisPT) is a promising solution to address segmentation TTA. Consequently, we propose a novel method named TTAP which has also been proved to be effective. We hope that more researchers can join the TTA community and build a common practice for segmentation.

Acknowledgments

This work is supported, in part, by National Natural Science Foundation of China (61972091), and Natural Science Foundation of Guangdong Province of China (2022A1515010101, 2021A1515012639). Any opinions, findings, conclusions, or recommendations expressed in this material are those of the authors and do not reflect the views of the funding agencies.

References

- [1] Jimmy Lei Ba, Jamie Ryan Kiros, and Geoffrey E Hinton. 2016. Layer normalization. *arXiv preprint arXiv:1607.06450* (2016).
- [2] Marc Botet Colomer, Pier Luigi Dovesi, Theodoros Panagiotakopoulos, Joao Fred-
erico Carvalho, Linus Härenstam-Nielsen, Hossein Azizpour, Hedvig Kjellström,
Daniel Cremers, and Matteo Poggi. 2023. To adapt or not to adapt? real-time adap-
tation for semantic segmentation. In *Proceedings of the IEEE/CVF International
Conference on Computer Vision*. 16548–16559.
- [3] Morris H DeGroot and Stephen E Fienberg. 1983. The comparison and evaluation
of forecasters. *Journal of the Royal Statistical Society: Series D (The Statistician)*
32, 1-2 (1983), 12–22.
- [4] Yulu Gan, Yan Bai, Yihang Lou, Xianzheng Ma, Renrui Zhang, Nian Shi, and Lin
Luo. 2023. Decorate the newcomers: Visual domain prompt for continual test
time adaptation. In *Proceedings of the AAAI Conference on Artificial Intelligence*,
Vol. 37. 7595–7603.
- [5] Yunhe Gao, Xingjian Shi, Yi Zhu, Hao Wang, Zhiqiang Tang, Xiong Zhou, Mu
Li, and Dimitris N Metaxas. 2022. Visual prompt tuning for test-time domain
adaptation. *arXiv preprint arXiv:2210.04831* (2022).
- [6] Taesik Gong, Jongheon Jeong, Taewon Kim, Yewon Kim, Jinwoo Shin, and Sung-
Ju Lee. 2022. NOTE: Robust continual test-time adaptation against temporal
correlation. *Advances in Neural Information Processing Systems* 35 (2022), 27253–
27266.
- [7] Dan Hendrycks and Thomas Dietterich. 2019. Benchmarking neural network
robustness to common corruptions and perturbations. In *International Conference
On Learning Representations*. 1–11.
- [8] Geoffrey Hinton, Oriol Vinyals, and Jeff Dean. 2015. Distilling the knowledge in
a neural network. *arXiv preprint arXiv:1503.02531* (2015).
- [9] Lukas Hoyer, Dengxin Dai, and Luc Van Gool. 2022. Daformer: Improving
network architectures and training strategies for domain-adaptive semantic
segmentation. In *Proceedings of the IEEE/CVF Conference on Computer Vision and
Pattern Recognition*. 9924–9935.
- [10] Edward J Hu, Yelong Shen, Phillip Wallis, Zeyuan Allen-Zhu, Yuanzhi Li, Shean
Wang, Lu Wang, and Weizhu Chen. 2022. LoRA: Low-Rank Adaptation of Large
Language Models. In *International Conference on Learning Representations*. 1–16.
- [11] Xiaowei Hu, Chi-Wing Fu, Lei Zhu, and Pheng-Ann Heng. 2019. Depth-
attentional features for single-image rain removal. In *Proceedings of the IEEE/CVF
Conference on computer vision and pattern recognition*. 8022–8031.
- [12] Jitesh Jain, Jiachen Li, Mang Tik Chiu, Ali Hassani, Nikita Orlov, and Humphrey
Shi. 2023. Oneformer: One transformer to rule universal image segmentation. In
Proceedings of the IEEE/CVF Conference on Computer Vision and Pattern Recognition.
2989–2998.
- [13] Menglin Jia, Luming Tang, Bor-Chun Chen, Claire Cardie, Serge Belongie,
Bharath Hariharan, and Ser-Nam Lim. 2022. Visual prompt tuning. In *European
Conference on Computer Vision*. Springer, 709–727.
- [14] Ansh Khurana, Sujoy Paul, Piyush Rai, Soma Biswas, and Gaurav Aggarwal.
2023. SITA: Single Image Test-time Adaptation. In *Proceedings of the IEEE/CVF
Conference on Computer Vision and Pattern Recognition*. 23090–23099.
- [15] Alexander Kirillov, Eric Mintun, Nikhila Ravi, Hanzi Mao, Chloe Rolland, Laura
Gustafson, Tete Xiao, Spencer Whitehead, Alexander C Berg, Wan-Yen Lo, et al.
2023. Segment anything. In *Proceedings of the IEEE/CVF International Conference
on Computer Vision*. 4015–4026.
- [16] Pang Wei Koh, Shiori Sagawa, Henrik Marklund, Sang Michael Xie, Marvin
Zhang, Akshay Balsubramani, Weihua Hu, Michihiro Yasunaga, Richard Lanus
Phillips, Irena Gao, et al. 2021. Wilds: A benchmark of in-the-wild distribution
shifts. In *International Conference on Machine Learning*. 5637–5664.
- [17] Xiang Li, Junbo Yin, Botian Shi, Yikang Li, Ruigang Yang, and Jianbing Shen. 2023.
Lwis: Lidar-guided weakly supervised instance segmentation for autonomous
driving. In *Proceedings of the AAAI Conference on Artificial Intelligence*, Vol. 37.
1433–1441.
- [18] Jian Liang, Ran He, and Tieniu Tan. 2023. A comprehensive survey on test-time
adaptation under distribution shifts. *arXiv preprint arXiv:2303.15361* (2023).
- [19] Jian Liang, Dapeng Hu, and Jiashi Feng. 2020. Do we really need to access the
source data? source hypothesis transfer for unsupervised domain adaptation. In
International Conference on Machine Learning. 6028–6039.
- [20] Hongbin Lin, Yifan Zhang, Shuaicheng Niu, Shuguang Cui, and Zhen Li. 2024.
Fully Test-Time Adaptation for Monocular 3D Object Detection. In *European
Conference on Computer Vision*.
- [21] Pengfei Liu, Weizhe Yuan, Jinlan Fu, Zhengbao Jiang, Hiroaki Hayashi, and
Graham Neubig. 2023. Pre-train, prompt, and predict: A systematic survey of
prompting methods in natural language processing. *Comput. Surveys* 55, 9 (2023),
1–35.
- [22] Yuejiang Liu, Parth Kothari, Bastien Van Delft, Baptiste Bellot-Gurlet, Taylor
Mordan, and Alexandre Alahi. 2021. TTT+: When does self-supervised test-time
training fail or thrive? *Advances in Neural Information Processing Systems* 34
(2021), 21808–21820.
- [23] Timo Lüddecke and Alexander Ecker. 2022. Image segmentation using text and
image prompts. In *Proceedings of the IEEE/CVF conference on computer vision and
pattern recognition*. 7086–7096.
- [24] Alexander Lyzhov, Yuliya Molchanova, Arsenii Ashukha, Dmitry Molchanov,
and Dmitry Vetrov. 2020. Greedy policy search: A simple baseline for learnable
test-time augmentation. In *Conference on Uncertainty in Artificial Intelligence*.
1308–1317.
- [25] Xinhong Ma, Yiming Wang, Hao Liu, Tianyu Guo, and Yunhe Wang. 2023. When
Visual Prompt Tuning Meets Source-Free Domain Adaptive Semantic Segmenta-
tion. *Advances in Neural Information Processing Systems* 36 (2023).
- [26] Zachary Nado, Shreyas Padhy, D Sculley, Alexander D’Amour, Balaji Lakshmi-
narayanan, and Jasper Snoek. 2020. Evaluating prediction-time batch normaliza-
tion for robustness under covariate shift. In *Workshop of International Conference
on Machine Learning*. 1–17.
- [27] Shuaicheng Niu, Jiaxiang Wu, Yifan Zhang, Yaofu Chen, Shijian Zheng, Peilin
Zhao, and Mingkui Tan. 2022. Efficient test-time model adaptation without
forgetting. In *International conference on machine learning*. 16888–16905.
- [28] Shuaicheng Niu, Jiaxiang Wu, Yifan Zhang, Zhiqian Wen, Yaofu Chen, Peilin
Zhao, and Mingkui Tan. 2023. Towards stable test-time adaptation in dynamic
wild world. In *International conference on machine learning*. 1–12.
- [29] Zhen Qiu, Yifan Zhang, Hongbin Lin, Shuaicheng Niu, Yanxia Liu, Qing Du, and
Mingkui Tan. 2021. Source-free domain adaptation via avatar prototype genera-
tion and adaptation. In *International Joint Conference on Artificial Intelligence*.
- [30] Christos Sakaridis, Dengxin Dai, and Luc Van Gool. 2018. Semantic foggy scene
understanding with synthetic data. *International Journal of Computer Vision* 126
(2018), 973–992.
- [31] Christos Sakaridis, Dengxin Dai, and Luc Van Gool. 2021. ACDC: The adverse
conditions dataset with correspondences for semantic driving scene understand-
ing. In *Proceedings of the IEEE/CVF International Conference on Computer Vision*.
10765–10775.
- [32] Steffen Schneider, Evgenia Rusak, Luisa Eck, Oliver Bringmann, Wieland Brendel,
and Matthias Bethge. 2020. Improving robustness against common corruptions
by covariate shift adaptation. *Advances in neural information processing systems*
33 (2020), 11539–11551.
- [33] Yongyi Su, Xun Xu, and Kui Jia. 2022. Revisiting realistic test-time training:
Sequential inference and adaptation by anchored clustering. In *Advances in
Neural Information Processing Systems*, Vol. 35. 17543–17555.
- [34] Yu Sun, Xiaolong Wang, Zhuang Liu, John Miller, Alexei Efros, and Moritz
Hardt. 2020. Test-time training with self-supervision for generalization under
distribution shifts. In *International conference on machine learning*. 9229–9248.
- [35] Antti Tarvainen and Harri Valpola. 2017. Mean teachers are better role models:
Weight-averaged consistency targets improve semi-supervised deep learning
results. *Advances in neural information processing systems* 30 (2017).
- [36] Devavrat Tomar, Guillaume Vray, Behzad Bozorgtabar, and Jean-Philippe Thiran.
2023. TeSLA: Test-Time Self-Learning With Automatic Adversarial Augmenta-
tion. In *Proceedings of the IEEE/CVF Conference on Computer Vision and Pattern
Recognition*. 20341–20350.
- [37] Dequan Wang, Evan Shelhamer, Shaoteng Liu, Bruno Olshausen, and Trevor
Darrell. 2021. Tent: Fully test-time adaptation by entropy minimization. In
International Conference On Learning Representations. 1–12.
- [38] Junke Wang, Xuxuan Wu, Jingjing Chen, Xintong Han, Abhinav Shrivastava,
Ser-Nam Lim, and Yu-Gang Jiang. 2022. Objectformer for image manipulation
detection and localization. In *Proceedings of the IEEE/CVF Conference on Computer
Vision and Pattern Recognition*. 2364–2373.
- [39] Qin Wang, Olga Fink, Luc Van Gool, and Dengxin Dai. 2022. Continual test-time
domain adaptation. In *Proceedings of the IEEE/CVF Conference on Computer Vision
and Pattern Recognition*. 7201–7211.
- [40] Chen Wei, Kihyuk Sohn, Clayton Mellina, Alan Yuille, and Fan Yang. 2021. Crest:
A class-rebalancing self-training framework for imbalanced semi-supervised
learning. In *Proceedings of the IEEE/CVF conference on computer vision and pattern
recognition*. 10857–10866.
- [41] Yuxin Wu and Kaiming He. 2018. Group normalization. In *Proceedings of the
European Conference on Computer Vision*. 3–19.
- [42] Enze Xie, Wenhai Wang, Zhiding Yu, Anima Anandkumar, Jose M Alvarez, and
Ping Luo. 2021. SegFormer: Simple and efficient design for semantic segmentation
with transformers. *Advances in Neural Information Processing Systems* 34 (2021),
12077–12090.
- [43] Senqiao Yang, Jiarui Wu, Jiaming Liu, Xiaoqi Li, Qizhe Zhang, Mingjie Pan, Yulu
Gan, Zehui Chen, and Shanghang Zhang. 2024. Exploring Sparse Visual Prompt

- for Domain Adaptive Dense Prediction. In *Proceedings of the AAAI Conference on Artificial Intelligence*, Vol. 38. 16334–16342.
- [44] Yiwen Ye, Yutong Xie, Jianpeng Zhang, Ziyang Chen, and Yong Xia. 2023. Uniseg: A prompt-driven universal segmentation model as well as a strong representation learner. In *International Conference on Medical Image Computing and Computer-Assisted Intervention*. Springer, 508–518.
 - [45] Longhui Yuan, Binhui Xie, and Shuang Li. 2023. Robust test-time adaptation in dynamic scenarios. In *Proceedings of the IEEE/CVF Conference on Computer Vision and Pattern Recognition*. 15922–15932.
 - [46] Yifan Zhang, Bryan Hooi, Lanqing Hong, and Jiashi Feng. 2022. Self-supervised aggregation of diverse experts for test-agnostic long-tailed recognition. In *Advances in Neural Information Processing Systems*. 34077–34090.
 - [47] Yifan Zhang, Bingyi Kang, Bryan Hooi, Shuicheng Yan, and Jiashi Feng. 2023. Deep long-tailed learning: A survey. *IEEE Transactions on Pattern Analysis and Machine Intelligence* (2023).
 - [48] Yifan Zhang, Xue Wang, Kexin Jin, Kun Yuan, Zhang Zhang, Liang Wang, Rong Jin, and Tieniu Tan. 2023. AdaNPC: Exploring Non-Parametric Classifier for Test-Time Adaptation. In *International Conference on Machine Learning*. 41647–41676.
 - [49] Yifan Zhang, Ying Wei, Qingyao Wu, Peilin Zhao, Shuaicheng Niu, Junzhou Huang, and Minghui Tan. 2020. Collaborative unsupervised domain adaptation for medical image diagnosis. *IEEE Transactions on Image Processing* 29 (2020), 7834–7844.
 - [50] Yifan Zhang, Daquan Zhou, Bryan Hooi, Kai Wang, and Jiashi Feng. 2023. Expanding small-scale datasets with guided imagination. In *Advances in Neural Information Processing Systems*.
 - [51] Bowen Zhao, Chen Chen, and Shu-Tao Xia. 2023. DELTA: DEGRADATION-FREE FULLY TEST-TIME ADAPTATION. In *The Eleventh International Conference on Learning Representations*.
 - [52] Daquan Zhou, Zhiding Yu, Enze Xie, Chaowei Xiao, Animashree Anandkumar, Jiashi Feng, and Jose M Alvarez. 2022. Understanding the robustness in vision transformers. In *International Conference on Machine Learning*. 27378–27394.