

# Unlearning with Fisher Masking

Yufang Liu, Changzhi Sun, Yuanbin Wu, Aimin Zhou

School of Computer Science and Technology  
East China Normal University  
yfliu.antnlp@gmail.com, czsun.cs@gmail.com, {ybwu, amzhou}@cs.ecnu.edu.cn

## Abstract

Machine unlearning aims to revoke some training data after learning in response to requests from users, model developers, and administrators. Most previous methods are based on direct fine-tuning, which may neither remove data completely nor retain full performances on the remain data. In this work, we find that, by first masking some important parameters before fine-tuning, the performances of unlearning could be significantly improved. We propose a new masking strategy tailored to unlearning based on Fisher information. Experiments on various datasets and network structures show the effectiveness of the method: without any fine-tuning, the proposed Fisher masking could unlearn almost completely while maintaining most of the performance on the remain data. It also exhibits stronger stability compared to other unlearning baselines.

## Introduction

Machine learning algorithms need data for building models. As a large amount of data-driven models are rushing into people’s daily life, operations on regularizing data usage become crucial. One such operation is removing data from deployed models (also called *machine unlearning* (Cao and Yang 2015)). For instance, legal laws (e.g., General Data Protection Regulation (GDPR), California Consumer Privacy Act (CCPA) and Personal Information Protection and Electronic Documents Act (PIPEDA)) declare that users have the right to ask business companies to revoke their personal data. At the same time, models can benefit from removing wrongly annotated data (Rajmadhan, Goldgof, and Hall 2017; Ren et al. 2021; Pang et al. 2021), systematic biases (Zhao and Chang 2020; Kim et al. 2019; Serna et al. 2020), and backdoor poisoned data (Chen and Dai 2021; Yan et al. 2021; Qi et al. 2021).

Given the training set and a subset to remove, the straightforward (and the optimal) way of unlearning is re-learning the model. It guarantees a clean removal, but the computation cost is high. More computationally efficient approaches are based on fine-tuning: starting a new learning process on the current model with only remain data. It is known that as the fine-tuning process proceeds, the model gradually forgets those unseen data points (*catastrophic forgetting* (Kirkpatrick et al. 2017)). However, fine-tuning-based unlearning could be slow and incomplete in practice. For example, in Figure 1, we ask ResNet50 to remove all pictures belong to one class

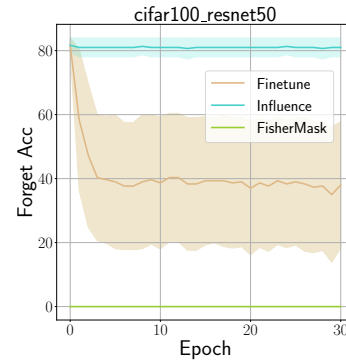


Figure 1: Example unlearning performances. We train ResNet50 with CIFAR-100, and then ask algorithms to remove all pictures from a class. y-axis is the testing performance on that removed class during unlearning. The results indicate that both direct fine-tuning and influence function can not effectively unlearn data points. FisherMask is our proposed method.

of CIFAR-100, and after fine-tuning on remain samples, it still has about 40% accuracy on the removed class (a clean removal should be 0). Another widely studied fine-tuning strategy is based on second-order optimization. (Koh and Liang 2017; Guo et al. 2020) show that with a one-step Newton update (also called *influence function*), the new model’s prediction behaviour correlates well with the re-learned model, but the strong correlation there does not imply a successful unlearning: in Figure 1, the one-step Newton update almost remove no information (80% accuracy). Hence, given the special initial state (parameters), unlearning with fine-tuning is still a challenge: it is hard to escape the local optimum of the old model.

In this work, we study methods to accelerate unlearning by adding proper perturbations on its initial state. Instead of adding them randomly (as suggested by most Hitchhiker’s guides to escape local optimum), we would like the perturbations are biased towards the task of removing data. To accomplish this, we first identify parameters which are important for modeling the excluded data, and mask them before fine-tuning the model. Our main finding is that Fisher information plays a key role in masking parameters: it characterizes how

parameters contribute to the distance between models before and after unlearning. We develop a new masking strategy based on Fisher information which shows strong unlearning performances across different datasets and deep neural network structures. We conduct extensive empirical evaluations on fine-tuning-based unlearning methods with fair and reproducible configurations. The main empirical findings are,

- compared with direct fine-tuning, masking strategies can significantly improve unlearning performance. In fact, even with random masking, the unlearning process could be accelerated.
- comparing with neuron activation scores, masking with Fisher information is effective on balancing removing and reserving. Without any fine-tuning, Fisher masking could unlearn almost completely while maintaining most of the performance on the remaining data.
- unlearning algorithms could be unstable with respect to different experiment settings and random seeds. The Fisher masking exhibits the best stability among current fine-tuning-based methods.

## Related Work

Machine unlearning, first proposed by Cao and Yang (2015) in the context of statistical query learning, aims to forget training samples for data protection and model security. Most of the previous works in machine unlearning focus on linear models, need to calculate the reverse of hessian matrix, and perform a single SGD update towards the minimizer of the approximation (Koh and Liang 2017; Guo et al. 2020; Izzo et al. 2021). Besides linear models, Ginart et al. (2019) investigate an effective data deletion algorithm for the specific setting of k-means clustering. Brophy and Lowd (2021) apply a variant of random forests that enables the removal of training data with minimal retraining. For deep neural networks, Golatkar, Achille, and Soatto (2020) try to add a fisher noise to hide the information about unlearn data. The work closest to ours is (Wang et al. 2022) (which is a concurrent work). They try to scrub memories for each category in federated learning. Unlike our method, they calculate activation maps on the dataset in each layer and use TF-IDF to choose neurons after grouping and averaging activation maps by category. After pruning, there also utilize a fine-tuning process to recover the performance.

Contrary to machine unlearning, life-long learning or continual learning, is often viewed as the concept to learn many tasks sequentially without forgetting the knowledge obtained from preceding tasks. The term “forgetting” mentioned here is *Catastrophic Forgetting* (French 1993), which results in model overfitting on the currently available data and suffering from performance deterioration on the previously trained data. However, Golatkar, Achille, and Soatto (2020) show that finetune on the remain dataset from the original trained model could not suffer catastrophic forgetting, while our experiments present different results which we attribute to the different learning settings. A lot of works have done to constraint forgetting, such as, regularization-based methods (Kirkpatrick et al. 2017; Aljundi et al. 2018) propose to selectively slow down the learning rate of task important

parameters; rehearsal-based methods (Chaudhry et al. 2019; Hayes, Cahill, and Kanan 2019) save a data buffer to recover performance of old data when new task comes; and architecture-based methods (Li et al. 2019; Loo, Swaroop, and Turner 2021) have separate components for each task. Our work based on the previous found (Bau et al. 2020) that one subset of neurons can be highly activated by specific training images, which motivates us to separate the parameters for unlearn data and remain data.

Differential privacy (Dwork and Roth 2014) is another related task, and it focuses on guaranteeing that information about training data could not be leaked by the trained model. It requires the model to remain unchanged after replacing any one of the training data. Machine unlearning could be viewed as a generalization of differential privacy when removing one data point according to definition. Previous studies (Abadi et al. 2016; Du et al. 2021) try to add noise on gradient during learning to hide the data information, which will inevitably degrade model performance and could not be applied for scenarios with high accuracy requirements, such as face recognition and financial risk measurement.

## Background

Given a dataset  $D = \{(x_i, y_i)\}_{i=1}^{|D|}$ ,  $y_i \in \mathcal{Y}$  is the label of input  $x_i \in \mathcal{X}$ . A learning algorithm tries to minimize the loss function  $\mathcal{L}(w, D) = \sum_{i=1}^N \ell(x_i, y_i, w)$  on the training set  $D$ , where  $w$  is the model parameter, and  $\ell$  is the log-loss  $\ell(x, y, w) = -\log p(y|x, w)$ . We denote  $w^* = \arg \min_w \mathcal{L}(w, D)$ .

Let  $D_f$  be the subset that we want to remove from the model (*forget set*), and  $D_r = D \setminus D_f$  contains remain data samples (*remain set*).  $D_f$  could be any subset of  $D$ , but the retrained model after removing a random group could be identical to the original model due to the fact that there are usually many copies of each data in the dataset. For evaluation purpose, previous works focus on cases that  $D_f$  contains all samples belong to the same class (remove a whole category) (Shibata et al. 2021; Wang et al. 2022). In this case, the target of unlearning is to obtain  $\hat{w}_r$  which 1) has similar performances on  $D_r$  as  $w_r^* = \arg \min_w \mathcal{L}(w, D_r)$ , and 2) contains no information about  $D_f$  (i.e., zero accuracy on samples in  $D_f$  like  $w_r^*$ ).<sup>1</sup> Besides removing the whole category, we also conduct experiments on removing poisoned samples and wrongly labeled samples to test the unlearning performance on random group.

Instead of fully re-training from scratch, one could solve the objective function  $\arg \min_w \mathcal{L}(w, D_r)$  from  $w^*$  (i.e., fine-tuning). While any optimization procedure could be applied (e.g., SGD), Koh and Liang (2017); Koh et al. (2019); Golatkar, Achille, and Soatto (2020) show that for the special setting of the initial state ( $w_0 = w^*$ ), one-step Newton update could be an effective move towards the unlearning target  $w_r^*$ . Specifically, the influence function used in (Koh and Liang

<sup>1</sup>For arbitrary  $D_f$ , zero accuracy is not sufficient for validating unlearning. For example, if we have  $D_f = D_r$  (duplicate datasets), the unlearned model should have identical behaviours on  $D_f$  and  $D_r$ . We will evaluate the performance of arbitrary  $D_f$  in the task of denoise (Table 4).

2017; Koh et al. 2019) approximates the difference between  $w^*$  and  $w_r^*$  with,

$$w_r^* \approx \hat{w}_r = w^* + \frac{1}{|D_f|} \nabla_w^2 \mathcal{L}(w^*, D)^{-1} \nabla_w \mathcal{L}(w^*, D_f).$$

The approximation is obtained by Taylor expansion of  $\mathcal{L}(w, D)$  at the stationary  $w^*$ , which assumes a small forget set  $D_f$ . Golatkar, Achille, and Soatto (2020) add a noise term to the one-step Newton update which aims to approximately minimize KL-divergence between  $\hat{w}_r$  and  $w_r^*$ ,

$$w_r^* \approx \hat{w}_r = w^* - \nabla_w^2 \mathcal{L}(w^*, D_r)^{-1} \nabla_w \mathcal{L}(w^*, D_r) + (\lambda \sigma^2)^{\frac{1}{4}} \nabla_w^2 \mathcal{L}(w^*, D_r)^{-\frac{1}{4}} \epsilon,$$

where  $\lambda, \sigma$  are hyperparameters, and  $\epsilon \sim N(0, I)$  is a Gaussian noise.

Although fine-tuning with Newton-updates only needs one step, it is expensive to compute Hessian matrices for deep neural networks. Koh and Liang (2017) apply the iterative LiSSA algorithm (Agarwal, Bullins, and Hazan 2017) to approximate the Hessian. Golatkar, Achille, and Soatto (2020) simply drop the second term of Equation 1, and approximate Hessian with diagonals of Fisher matrix in the noise term,

$$\hat{w}_r = w^* + (\lambda \sigma^2)^{\frac{1}{4}} h^{-\frac{1}{4}}, \quad (1)$$

where vector  $h$  contains diagonal entries of the Fisher matrix computed on  $w^*$  for dataset  $D_r$ .

## Unlearning Approaches

In this section, we first show that Fisher information is important for identifying key parameters for unlearning, and based on this observation, we propose a new masking strategy (FisherMask). We then describe an alternative masking method (ActivationMask) in Section 1. We also introduce a setting of learning rates for the following fine-tuning process which makes unlearning stable in practice.

### Masking with Fisher Information

For a distribution  $p(y|x, w)$ , Fisher matrix (and its empirical estimation) is defined by

$$F \triangleq \mathbb{E}_{x,y} [\nabla_w \log p(y|x, w) \nabla_w \log p(y|x, w)^T] \\ \approx \frac{1}{|D|} \sum_{i=1}^{|D|} \nabla_w \log p(y_i|x_i, w) \nabla_w \log p(y_i|x_i, w)^T.$$

For large-scale neural networks, it is usually expensive to use full  $F$ , thus we will further approximate  $F$  with its diagonal  $\text{diag}(F)$  following (Kirkpatrick et al. 2017; Golatkar, Achille, and Soatto 2020). It is known that  $F$  equals to negative expectation of  $\log p(y|x, w)$ 's Hessian,

$$F = -\mathbb{E}_{x,y} \nabla_w^2 \log p(y|x, w).$$

We now take linear regression as an example to show the role of Fisher information in unlearning. Let  $p(y|x, w) = \frac{1}{Z} \exp\{-\frac{1}{2}(w^T x - y)^2\}$ , and  $X = [x_1, x_2, \dots, x_{|D|}]$ . The empirical Fisher now is  $F = |D|^{-1} X X^T$ . Let  $F_{jj} = \sum_{x_i \in D} x_{ij}^2$ , be the diagonals of the Fisher matrix (to simplify notations the factor  $|D|$  is dropped), where  $x_{ij}$  is

the  $j$ -th dimension of  $x_i$ . Let  $F_{r,jj} = \sum_{x_i \in D_r} x_{ij}^2$  and  $F_{f,jj} = \sum_{x_i \in D_f} x_{ij}^2$  be the remain set and forget set's contribution to the  $j$ -th diagonal of the Fisher matrix.

Let  $M$  be the set of parameters to be masked, and  $\hat{w}_r$  be the parameter obtained by masking  $w^*$  with  $M$ , whose  $j$ -th entry is  $\hat{w}_{r,j} = \begin{cases} w_{j}^*, & j \notin M \\ 0, & j \in M \end{cases}$ .

**Proposition 1.** For linear regression, if we approximate Fisher matrix  $F$  with its diagonals  $\text{diag}(F)$  and assume all diagonals are restrict positive, the KL-divergence between the optimal model  $w_r^*$  and the masked model  $\hat{w}_r$  has the following upper bound,

$$\text{KL}(w_r^*, \hat{w}_r) \leq \frac{\lambda}{2|D|} \left( c + 2c_1 \sum_{j \notin M} \frac{1}{F_{jj}^2} \left( \frac{F_{f,jj}}{F_{r,jj}} \right)^2 \right), \quad (2)$$

where  $\lambda$  is the largest eigenvalue of  $XX^T$ , and  $c, c_1$  are constants depend on the remain set  $D_r$ . See appendix 1 for a derivation.

The upper bound implies that to make the masked parameter  $\hat{w}_r$  close to the unlearning target  $w_r^*$ , the unmasked set  $\bar{M}$  should contain those parameters with small Fisher information contribution on the forget set  $F_{f,jj}$  and large Fisher information contribution on the remain set  $F_{r,jj}$ , which means the masking strategy should do the opposite. Therefore, we develop FisherMask strategy to select top  $R$  parameters according to  $F_{f,jj} - F_{r,jj}$  as  $M$ .

Proposition 1 could be extended to generalized linear models: the proof depends on the close form solution of linear regression, while similar estimation of solutions could be established for generalized linear models (Yang, Lozano, and Ravikumar 2015). We also remark that, though FisherMask performs quite well for deep models (e.g., models with parameterized representation layers), we now don't obtain a similar upper bound for them.

### Masking with Activation Values

In neural networks, an alternative way to measure importance of parameters is inspecting activation states of their corresponding neurons. As Erhan et al. (2009) suggested, maximizing a neuron's activation value with respect to input could be a good first-order representation of what the neuron is doing. Here, we could find neurons which maximize the activation on the forget set  $D_f$  and mask corresponding parameters to get perturbations on the old model.

Suppose we have a trained  $L$  layer CNN model. First, for each training sample  $i$ , we average activation scores of an output channel  $j$  (obtained by Conv-BatchNorm-ReLu operations on an intermediate input channel), and record the score to  $A_{ij}$  of a table  $A$ . Then, for each channel, we can compute its averaged activation values  $A_{D_r,j} = \frac{1}{|D_r|} \sum_{i \in D_r} A_{ij}$  over the remain set  $D_r$ , and similarly,  $A_{D_f,j}$  on the forget set  $D_f$ . The ActivationMask strategy identifies top  $R$  of channels with large  $A_{D_f,j} - A_{D_r,j}$ , and mask CNN kernel parameters connecting with those channels.

An improved version of ActivationMask is proposed by (Wang et al. 2022) which not only looks at how a channel activates, but also how it contributes to the whole

activation pattern of the entire class (their method can only remove all samples of a class). Specifically, their TF-IDF method masks neurons with term-frequency inverse-document-frequency scores, which analogize channels to words and classes to documents in information retrieval. It is worth a mention that, the activation value there is calculated before going through BatchNorm layer, which means information stored in BatchNorm layers can not be removed.

## Fine-Tuning

After masking, we fine-tune parameters on the  $D_r$  to recover the performance on remain data. We find that the final unlearning performances could be sensitive to different settings of learning rate, which are usually ignored in current unlearning configurations.<sup>2</sup> For example, Wang et al. (2022) choose a fixed learning rate 0.1 in fine-tuning process (and in training), but constant learning rate is not the standard setting of modern optimization algorithms.

In experiments, we deploy a learning rate scheduler for unlearning to mimic the original learning process in a shorter period (denoted by  $S$ , and we set  $S = 5$ ). For example, if the original learning process triggers a decay of rate at  $1/2$  of learning epochs, then the unlearning process also performs the same decay at the  $S/2$ . We find that the replay of learning rate scheduling makes unlearning more stable.

## Experiment

We evaluate our approach on a variety of settings including Remove A Full Category, Remove Poisoned Samples and Remove Wrongly Labeled Samples. We also conduct in-depth analysis of the proposed method.

**Benchmarks and Networks** We experiment on 4 datasets and 4 networks which results in 16 models. Datasets we choose include CIFAR10/100 (Krizhevsky, Hinton et al. 2009), MNIST and Tiny-ImageNet (Le and Yang 2015). And networks include ResNet (He et al. 2016), VGG (Simonyan and Zisserman 2015), GoogLeNet (Szegedy et al. 2015) and DenseNet (Huang et al. 2017).

**Hyperparameters** As previous studies (Ma et al. 2021; Le and Hua 2021) point out, different learning settings, especially the small learning rate and insufficient training epochs, could lead to different results in network pruning. On CIFAR10/100 and Tiny-ImageNet, we train 160 epochs and the learning rate decrease by a factor of 0.1 after 80 and 120 epochs with initial learning rate 0.1, following (Ma et al. 2021). On MNIST, we train model at fixed learning rate 0.01 for 30 epochs. Detailed dataset statistics and experiment setups are in Appendix 1. We set the parameter mask ratio  $R=0.04$  for dataset MNIST, and  $R=0.02$  for dataset CIFAR10/100 and Tiny-ImageNet for all mask methods (Appendix 1 lists the results of different remove ratios).<sup>3</sup>

<sup>2</sup>Appendix 1 includes the experiment on different learning rate schedule.

<sup>3</sup>In all experiment, we do not mask parameter in the final classifier.

**Baselines** We compare different unlearning masking strategies (FisherMask in Section and ActivationMask in Section 1 with following baselines:<sup>4</sup>

- **Finetune**, directly fine-tuning model  $w^*$  on the remain data  $D_r$  with same optimizer of the learning process.
- **RandomMask**, randomly masking parameters with same ratio and then fine-tuning on  $D_r$ .
- **FisherNoise**, unlearning method proposed in (Golatkar, Achille, and Soatto 2020) which adds fisher noise to destroy the weights that may have been informative about  $D_r$  (Equation 1).<sup>5</sup> For a fair comparison, we also add a fine-tuning process for FisherNoise.
- **TF-IDF**, unlearning method proposed in (Wang et al. 2022), which uses TF-IDF score to select parameters and then fine-tunes on the dataset  $D_r$ .

## Remove A Full Category

Following previous works (Shibata et al. 2021; Wang et al. 2022), we conduct experiments on removing a full category of samples. Without loss of generality, we remove the first category on all datasets. The target unlearned model should have zero accuracy (as the same as  $w_r^*$ ) on the unlearn class during testing.

**Evaluation** We compare different methods on two parts of the test set: test samples belong to the unlearn category and other samples (accuracy on these two subsets are denoted as *remain acc* and *forget acc*, shortly). We also define a new score to characterize the overall performance of unlearning based on these two indicators:

$$\text{unlearn score} = \frac{\text{remain acc}}{1 + \text{forget acc}}.$$

Intuitively, *unlearn score* is a tradeoff between *remain acc* and *forget acc*. *Unlearn score* increases as *remain acc* increases and *forget acc* decreases ( $\text{unlearn score} = 1$  if and only if  $\text{remain acc} = 1$  and  $\text{forget acc} = 0$ ). At the same time, *unlearn score* penalizes very low *remain score* ( $\text{unlearn score} = 0$  if and only if  $\text{remain acc} = 0$ , no matter what value *forget acc* takes).

**Results** Performance of different removing mechanisms with/without fine-tuning process on test set are listed in the Table 1. From the results, we can find that,

- First, even without fine-tuning, masking strategies can effectively reduce *forget acc*. Among the more effective ones are FisherNoise, ActivationMask and FisherMask. Although FisherNoise can almost perfectly remove information, it also removes too much useful information and has the lowest remain accuracy among all methods, resulting in a even lower *Unlearn Score* than  $w^*$ . FisherMask finds a good balance between *remain acc* and *forget acc*. It maintains 91% of its original performance (67.4 vs 74.2) while almost forgot completely (1.4 vs 84.7).

<sup>4</sup>All experiments are conducted on a single 2.5GHz core and a single NVIDIA GTX 3090 GPU.

<sup>5</sup>Hyper-parameters are set as in (Golatkar, Achille, and Soatto 2020).

Criterion	Masking $w^*$ without Fine-tuning			Masking $w^*$ with Fine-tuning			# Epochs
	<i>remain acc (%)</i>	<i>forget acc (%)</i>	<i>unlearn score(%)</i>	<i>remain acc (%)</i>	<i>forget acc (%)</i>	<i>unlearn score(%)</i>	
<i>ResNet20 on CIFAR10 // 3 (# random seeds)</i>							
Retrain	-	-	-	85.5±0.4	0.0±0.0	85.5±0.4	133.7±16.1
$w^*$ (Finetune)	85.0±0.5	87.6±0.4	45.3±0.3	85.9±0.3	63.5±0.6	52.5±0.1	4.0±0.0
RandomMask	79.7±4.4	83.6±5.8	43.4±1.1	85.6±0.3	5.0±2.7	81.6±1.9	4.0±0.0
TF-IDF	82.6±3.2	69.1±21.3	49.5±4.8	83.2±3.6	53.8±10.6	54.2±1.5	2.7±1.9
FisherNoise	78.1±5.0	0.1±0.1	78.0±5.0	85.5±0.2	0.0±0.0	85.5±0.2	4.0±0.0
ActivationMask	81.7±1.3	10.0±5.3	74.5±3.6	85.6±0.5	0.0±0.0	85.6±0.5	4.0±0.0
FisherMask	<b>86.2</b> ±0.4	<b>0.0</b> ±0.1	<b>86.1</b> ±0.3	<b>86.1</b> ±0.4	0.0±0.0	<b>86.1</b> ±0.4	<b>1.0</b> ±0.8
<i>GoogLeNet on CIFAR100 // 3 (# random seeds)</i>							
Retrain	-	-	-	73.7±0.2	0.0±0.0	73.7±0.2	134.7±8.7
$w^*$ (Finetune)	74.0±0.1	90.7±0.5	38.8±0.1	73.9±0.2	75.7±3.8	42.1±1.0	3.7±0.5
RandomMask	64.3±1.0	90.7±5.4	33.8±1.5	72.7±0.5	34.0±29.5	56.7±10.8	3.0±0.0
TF-IDF	1.0±0.0	0.0±0.0	1.0±0.0	72.1±0.9	23.3±25.3	60.8±11.5	3.0±0.8
FisherNoise	20.5±3.4	0.0±0.0	20.5±3.4	72.7±0.4	0.0±0.0	72.7±0.4	4.0±0.0
ActivationMask	64.4±1.0	0.0±0.0	64.4±1.0	73.6±0.3	0.0±0.0	73.6±0.3	4.0±0.0
FisherMask	<b>73.8</b> ±0.1	0.0±0.0	<b>73.8</b> ±0.1	<b>74.0</b> ±0.3	0.0±0.0	<b>74.0</b> ±0.3	<b>2.0</b> ±1.4
<i>Averaged on 48 runs // 4 (#models) × 4 (#datasets) × 3 (#random seeds)</i>							
Retrain	-	-	-	76.1±0.2	0.0±0.0	76.1±0.2	91.7±6.1
$w^*$ (Finetune)	74.2±0.5	84.7±1.2	40.3±0.4	74.8±1.2	54.1±11.0	50.4±4.0	3.3±0.6
RandomMask	<b>68.5</b> ±3.4	84.1±7.2	37.0±2.2	75.8±0.3	27.2±7.7	63.1±3.4	3.5±0.4
TF-IDF	42.2±5.4	38.7±11.3	25.3±2.4	75.6±0.5	37.8±8.2	58.5±3.7	3.5±0.5
FisherNoise	37.9±5.1	<b>0.2</b> ±0.1	37.8±5.1	75.9±0.2	0.0±0.0	75.9±0.2	3.4±0.3
ActivationMask	65.6±3.0	4.4±2.6	62.6±4.2	75.3±0.4	0.8±0.7	74.8±0.6	3.2±0.3
FisherMask	67.4±1.5	1.4±0.9	<b>66.4</b> ±2.1	<b>76.3</b> ±0.2	0.0±0.0	<b>76.3</b> ±0.3	<b>2.1</b> ±0.9

Table 1: Performance under different unlearning methods. The gray number in the lower right corner is the variance. The left part is only masking  $w^*$  without fine-tuning. The right part is to fine-tune the masked  $w^*$ . The left half of the row for  $w^*$ (Finetune) represents  $w^*$  and the right half represents Finetune from  $w^*$ . # Epochs denotes the number of fine-tuning epochs based on the optimal *unlearn score*.

- Second, the retrained model takes a long time to learn (needs 91 epochs to achieve the best performance averagely), which indicates the necessity of unlearning methods. Comparing with the retrained models, with fine-tuning process, all unlearning strategies could accelerate the learning process and achieve a comparable performance to the final performance of retrained model. Among the unlearning methods, FisherMask method converges faster and requires fewer fine-tuning rounds (2 epochs in average) to reach the optimal *unlearn score*.
- Third, unlearning only with fine-tuning (Finetune) could be not enough. The Finetune method could not unlearn completely on most settings. For example, on the dataset CIFAR10/100, Finetune method still remains high accuracy on forget set. Moreover, even masking random parameters (RandomMask) helps unlearning: it has better forget results compared to Finetune method. It may be because that randomly mask parameters helps optimizing on the new loss of the fine-tuning process, and makes it easier to find a better local optimum.
- Finally, when considering both *remain acc* and *forget acc*, ActivationMask, FisherNoise and FisherMask obtain appreciable increase in *unlearn score*. Among these methods, FisherMask method not only unlearn completely on all experiment settings, but also exhibits the best stability among other methods, which shows the effectiveness of Fisher information in finding the key parameters. FisherNoise performs poorly when di-

Criterion	$\Delta(\text{remain acc})$	$\Delta(\text{forget acc})$	$\Delta(\text{unlearn score})$
Finetune	<b>1.2</b> ±0.4	11.0±4.2	3.3±1.7
RandomMask	2.6±0.9	16.5±3.7	7.3±1.3
TF-IDF	8.9±1.6	17.7±3.7	9.2±1.6
FisherNoise	9.8±1.3	<b>0.0</b> ±0.0	9.9±1.3
ActivationMask	3.5±1.2	2.3±0.8	3.8±1.2
FisherMask	2.6±0.6	0.4±0.2	<b>2.8</b> ±0.6

Table 2: Magnitude of fluctuation in test accuracy during fine-tuning process, which is calculated as  $\frac{1}{S-1} \sum_{t=1}^S |\text{Acc}_t - \text{Acc}_{t-1}|$ ,  $\text{Acc}_t$  is the testing accuracy of the model at  $t$ -th epoch. Results are averaged on all model settings (16 models \* 3 runs).

rectly masking parameters (the *unlearn score* is 37.8, even lower than  $w^*$ ), but after fine-tuning the performance is second only to FisherMask, which again validates the efficiency of the fisher information. ActivationMask performs comparably in average. Considering a faster running time, ActivationMask can be good choice of unlearning method in most settings.

Table 2 explores the stability of the various methods in the fine-tune process, we calculate  $\frac{1}{S-1} \sum_{t=1}^S (|\text{Acc}_t - \text{Acc}_{t-1}|)$  to measure the stability ( $\text{Acc}_t$  is the testing accuracy of the model at  $t$ -th epoch,  $S$  is set as 5). Smaller scores indicate smaller fluctuations. From the results, we can see that different methods fluctuate differently in fine-tuning process:

Criterion	<i>remain acc</i>	<i>forget acc</i>	<i>unlearn score</i>
Finetune	82.9 $\pm$ 3.4	88.2 $\pm$ 16.7	44.3 $\pm$ 2.3
<i>Mask ratio = 0.15</i>			
RandomMask	81.2 $\pm$ 2.0	42.7 $\pm$ 24.1	58.4 $\pm$ 8.6
ActivationMask	78.5 $\pm$ 4.1	11.2 $\pm$ 3.3	70.8 $\pm$ 5.9
FisherMask	<b>84.9</b> $\pm$ 0.1	<b>11.0</b> $\pm$ 15.6	<b>77.9</b> $\pm$ 10.0
<i>Mask ratio = 0.20</i>			
RandomMask	77.0 $\pm$ 1.6	<b>0.0</b> $\pm$ 0.0	77.0 $\pm$ 1.6
ActivationMask	<b>84.3</b> $\pm$ 0.3	8.0 $\pm$ 4.8	78.2 $\pm$ 3.6
FisherMask	82.3 $\pm$ 2.8	2.2 $\pm$ 3.1	<b>80.7</b> $\pm$ 5.0
<i>Mask ratio = 0.25</i>			
RandomMask	80.8 $\pm$ 4.9	7.8 $\pm$ 5.7	75.2 $\pm$ 7.0
ActivationMask	<b>82.0</b> $\pm$ 3.3	39.8 $\pm$ 38.2	62.4 $\pm$ 13.7
FisherMask	79.9 $\pm$ 1.2	<b>0.5</b> $\pm$ 0.7	<b>79.5</b> $\pm$ 0.9

Table 3: Performances of different methods on unlearning poisoned samples. We add 200 poisoned samples with  $4 \times 4$  trigger size into training set. We test the model after unlearning poisoned samples on remain and forget set, which denote the test set and poisoned training samples, respectively. Results are averaged on 3 random seeds.

Finetune and TF-IDF fluctuate wildly on *forget acc*. The possible reason is that without removing key information, the model is relying on catastrophic forgetting to unlearn which is less stable. FisherNoise method fluctuate wildly on *remain acc* which denotes it removes too much information. FisherMask method fluctuates very little on all three metrics, demonstrating a good stability in the fine-tuning process.

### Remove Poisoned Samples

Different from removing a full class of samples, evaluating removing a group of random data points is challenge since  $w^*$  and  $w_r^*$  could be quite close. To compare the effectiveness of unlearning methods on a random group, we conduct a backdoor erasing experiment. Backdoor attack aims to insert a backdoor into the neural models during training process, which deceives the model into misclassifying the samples into a specific class when the backdoor is triggered. We poison 200 samples by setting a  $4 \times 4$  image patch (as a trigger) in the lower right corner to 0 with a target label 0.

**Evaluation** We compare the unlearning performance on remain and forget sets, which denote the test set and poisoned training samples, respectively. A complete unlearned model should have zero accuracy on poisoned training samples. The FisherNoise and TF-IDF method are not included for they are designed to remove categories. Same as before, we fine-tune each model for 5 epochs and report the best *unlearn score*.

**Results** Table 3 shows the results on CIFAR10 dataset with ResNet20 model. We can find that: first, direct fine-tuning could not affect the accuracy of triggered samples, the victim model still maintain a high performance (88.2) on forget set, which suggests that it is not easy for the model to unlearn the triggered poisoned samples; second, the value of the mask ratio slightly affects the performance of the model, but for different methods, the optimal *unlearn score*

Criterion	Test Accuracy		
	10%	30%	50%
Finetune	83.04 $\pm$ 0.36	80.05 $\pm$ 1.03	76.91 $\pm$ 0.08
RandomMask	83.22 $\pm$ 0.47	80.16 $\pm$ 0.68	77.23 $\pm$ 0.49
ActivationMask	83.06 $\pm$ 0.31	80.16 $\pm$ 0.71	77.18 $\pm$ 0.17
FisherMask	<b>83.25</b> $\pm$ 0.22	<b>80.36</b> $\pm$ 0.71	<b>77.45</b> $\pm$ 0.40

Table 4: Wrongly labeled samples deletion experiment on CIFAR10 dataset with ResNet20. We create a noisy dataset by randomly shuffling labels of the training points to create outliers. The noise ratio is 10%, 30% and 50%. We present the accuracy on test set. The test accuracy of the model without noisy training data are  $84.43 \pm 0.20$ .

is achieved with the mask ratio set to 0.2. Among these methods, FisherMask method can unlearn the poisoned samples almost completely, and the performance of the data to be retained is not too affected, resulting in obtaining the highest *unlearn score*; finally, when the mask ratio is larger than 0.20, RandomMask and ActivationMask methods get a larger *forget acc* which indicates the instability in the unlearning process. FisherMask gets a smaller *forget acc*, but there is also a slight performance degradation for the remaining data.

### Remove Wrongly Labeled Samples

In addition to the experiment of removing backdoor samples, we also conduct an experiment of removing mislabeled noisy samples as a complement. We create a noisy dataset by randomly shuffling labels of the training points to create outliers (with different noisy ratios), and then remove them with various removing mechanisms.

**Evaluation** We conduct the experiment on CIFAR10 with ResNet20. In this setting, we focus on the denoising capability and report accuracy on the test set which characterize performances on unseen data.

**Results** From table 4, we can find that: first, Finetune has the worst performance on the test set, suggesting that simply fine-tuning can not make the model forget remembered error samples; second, test accuracy decreases as the noise ratio increases, and FisherMask method achieves the highest performance at different noise ratios, indicating that it can effectively remove noise. ActivationMask method has a poor performance in removing poisoned samples (see Table 3) and wrongly labelled samples. We suspect the possible reason for this is that the activation values of the category information are more discriminatory, but unlearn does not work so well when the samples to be deleted are from different classes. RandomMask method performs quite well when the noise ratio is small, and is comparable to FisherMask performance, but when the noise ratio becomes large, the performance gap becomes larger.

### More Readout Functions

Besides the prediction accuracy on different subsets, we use a different evaluation metric to compare different removing

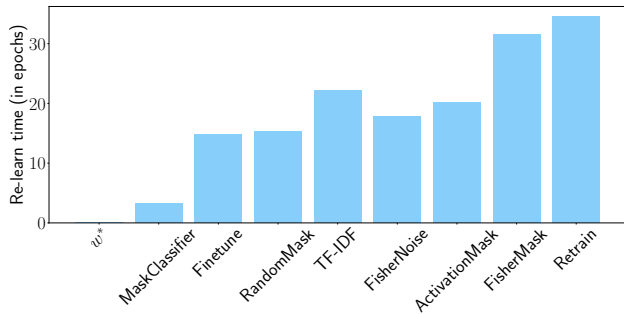


Figure 2: Re-learn time (in epochs) for removing mechanisms. We count the epochs for fine-tuning the unlearned model to achieve the same loss on the forget data  $D_f$  as  $w^*$ . MaskClassifier denotes masking the classifier parameters corresponding to the unlearn class.

mechanisms from the perspective of internal parameters. For convenience, the next experiments are conducted on removing a whole category.

**Evaluation** We count the re-learn time (in epochs) for unlearned model to recover performance on  $D_f$  (same loss) while training on the whole dataset  $D$ . We experiment on the CIFAR10 with ResNet20 and calculate the average epochs for each removing mechanism. We compare with a simple baseline MaskClassifier which simply mask the classifier parameter corresponding to the unlearn class. We fix the model and only relearn the classifier parameter. The re-learn time is ideally as the same as the model trained without forget data  $w_r^*$ . Longer re-learn time indicates the model unlearns too much information while shorter re-learn time indicates the model does not unlearn completely.

**Results** Figure 2 shows the results of relearn time: first, MaskClassifier can quickly recover the original performance which is in line with our intuition, since the model parameters still contain information about the remain set; second, the re-learn time of FisherMask method is closet to  $w_r^*$ , and other methods have a shorter re-learn time. The results indicate that although we can unlearn the information to make the accuracy of unlearn category approach zero, there still remains information inside the model to recover performance quickly when original dataset is provided.

### With Limited Remain Data

Here, we first consider the situation that the whole dataset could not be fetched and only the forget training set is available. In the previous experiments, we use the whole dataset for ActivationMask and FisherMask to find parameters to be masked. Here, we only have forget data for scoring parameters, and don't run fine-tuning. FisherNoise method is not included because it cannot be calculated without remain data.

Next, we consider an easier scenario where we can get a small portion of the remain data instead of the whole set. We randomly sample 50 samples (full remain dataset contains 45000 samples, 0.1%) from remain training data. We use these data both in parameter masking and fine-tuning process.

Criterion	<i>remain acc</i>	<i>forget acc</i>	<i>unlearn score</i>
$w^*$	85.0±0.5	87.6±0.4	45.3±0.3
<i>No Remain Data</i>			
RandomMask	<b>79.7</b> ±4.4	83.6±5.8	43.4±1.1
TF-IDF	73.2±16.2	55.5±38.1	<b>47.4</b> ±1.5
ActivationMask	42.0±21.3	1.0±0.7	41.5±21.0
FisherMask	45.2±8.8	<b>0.0</b> ±0.0	45.2±8.8
<i>With 0.1% Remain Data</i>			
Finetune	79.8±7.1	75.4±17.6	45.5±0.6
RandomMask	80.0±2.8	79.3±8.1	44.7±0.5
TF-IDF	64.0±3.0	7.2±4.3	59.7±1.3
FisherNoise	84.4±0.5	0.1±0.0	84.3±0.4
ActivationMask	75.2±3.3	8.0±3.8	69.7±2.7
FisherMask	<b>86.1</b> ±0.4	<b>0.0</b> ±0.0	<b>86.1</b> ±0.4

Table 5: Performances of various unlearning methods with limited fine-tuning data. When no remain data is given, we only have forget data for scoring parameters and do not run fine-tuning. FisherNoise method is not included because it cannot be calculated without remain data. When we can use 0.1% remain data, we can use these data both in parameter masking and fine-tuning process.

Table 5 lists the results on CIFAR10 dataset with ResNet20 model. From the results, we can see that: first, when no remain training data is provided, both ActivationMask and FisherMask method can unlearn efficiently, but ActivationMask has a lower remain accuracy (42.0) compared to FisherMask (45.2). TF-IDF method has the highest *unlearn score* (47.4) while *forget acc* is still very high (55.5); second, with only 0.1% of the remain training data provided, (i) Finetune and RandomMask still remain a high forget accuracy which shows the difficulty to complete unlearning; (ii) FisherNoise method relies on the remaining data, and the difference in performance with the FisherMask method is even greater when only a small amount of data is used (84.3 vs 86.1), compared to using the full remaining data (85.5 vs 86.1). (iii) FisherMask can keep a stable forget performance while fully recover the remain accuracy. The remain accuracy could be boosted from 53% (45.2 / 85.0) to almost identical (86.1 / 85.0) with only 0.1% of the remain data. It may suggest that importance scores derived from Fisher information helps to improve data efficiency of unlearning.

## Conclusion

In this paper, we study different masking strategies to accelerate unlearning. We find our masking strategies significantly improve unlearning performance and exhibit better stability among other methods. Experiments on various architectures and datasets show that all of our methods perform better than baselines and FisherMask method performs best while ActivationMask method could achieve a good performance with a fast running speed. Future work will explore reducing the fine-tune time for our methods.

## References

- Abadi, M.; Chu, A.; Goodfellow, I. J.; McMahan, H. B.; Mironov, I.; Talwar, K.; and Zhang, L. 2016. Deep Learning with Differential Privacy. In Weippl, E. R.; Katzenbeisser, S.; Kruegel, C.; Myers, A. C.; and Halevi, S., eds., *Proceedings of the 2016 ACM SIGSAC Conference on Computer and Communications Security, Vienna, Austria, October 24-28, 2016*, 308–318. ACM.
- Agarwal, N.; Bullins, B.; and Hazan, E. 2017. Second-Order Stochastic Optimization for Machine Learning in Linear Time. *Journal of Machine Learning Research*, 18(116): 1–40.
- Aljundi, R.; Babiloni, F.; Elhoseiny, M.; Rohrbach, M.; and Tuytelaars, T. 2018. Memory Aware Synapses: Learning What (not) to Forget. In Ferrari, V.; Hebert, M.; Sminchisescu, C.; and Weiss, Y., eds., *Computer Vision - ECCV 2018 - 15th European Conference, Munich, Germany, September 8-14, 2018, Proceedings, Part III*, volume 11207 of *Lecture Notes in Computer Science*, 144–161. Springer.
- Bau, D.; Zhu, J.; Strobel, H.; Lapedriza, À.; Zhou, B.; and Torralba, A. 2020. Understanding the role of individual units in a deep neural network. *Proc. Natl. Acad. Sci. USA*, 117(48): 30071–30078.
- Brophy, J.; and Lowd, D. 2021. Machine Unlearning for Random Forests. In Meila, M.; and Zhang, T., eds., *Proceedings of the 38th International Conference on Machine Learning, ICML 2021, 18-24 July 2021, Virtual Event*, volume 139 of *Proceedings of Machine Learning Research*, 1092–1104. PMLR.
- Cao, Y.; and Yang, J. 2015. Towards Making Systems Forget with Machine Unlearning. In *2015 IEEE Symposium on Security and Privacy, SP 2015, San Jose, CA, USA, May 17-21, 2015*, 463–480. IEEE Computer Society.
- Chaudhry, A.; Ranzato, M.; Rohrbach, M.; and Elhoseiny, M. 2019. Efficient Lifelong Learning with A-GEM. In *7th International Conference on Learning Representations, ICLR 2019, New Orleans, LA, USA, May 6-9, 2019*. OpenReview.net.
- Chen, C.; and Dai, J. 2021. Mitigating backdoor attacks in LSTM-based text classification systems by Backdoor Keyword Identification. *Neurocomputing*, 452: 253–262.
- Du, J.; Li, S.; Mo, F.; and Chen, S. 2021. Dynamic Differential-Privacy Preserving SGD. *CoRR*, abs/2111.00173.
- Dwork, C.; and Roth, A. 2014. The Algorithmic Foundations of Differential Privacy. *Found. Trends Theor. Comput. Sci.*, 9(3-4): 211–407.
- Erhan, D.; Bengio, Y.; Courville, A.; and Vincent, P. 2009. Visualizing higher-layer features of a deep network. *University of Montreal*, 1341(3): 1.
- French, R. M. 1993. Catastrophic Interference in Connectionist Networks: Can It Be Predicted, Can It Be Prevented? In Cowan, J. D.; Tesauro, G.; and Alspector, J., eds., *Advances in Neural Information Processing Systems 6, [7th NIPS Conference, Denver, Colorado, USA, 1993]*, 1176–1177. Morgan Kaufmann.
- Ginart, A.; Guan, M. Y.; Valiant, G.; and Zou, J. 2019. Making AI Forget You: Data Deletion in Machine Learning. In Wallach, H. M.; Larochelle, H.; Beygelzimer, A.; d’Alché-Buc, F.; Fox, E. B.; and Garnett, R., eds., *Advances in Neural Information Processing Systems 32: Annual Conference on Neural Information Processing Systems 2019, NeurIPS 2019, December 8-14, 2019, Vancouver, BC, Canada*, 3513–3526.
- Golatkar, A.; Achille, A.; and Soatto, S. 2020. Eternal Sunshine of the Spotless Net: Selective Forgetting in Deep Networks. In *2020 IEEE/CVF Conference on Computer Vision and Pattern Recognition, CVPR 2020, Seattle, WA, USA, June 13-19, 2020*, 9301–9309. Computer Vision Foundation / IEEE.
- Guo, C.; Goldstein, T.; Hannun, A. Y.; and van der Maaten, L. 2020. Certified Data Removal from Machine Learning Models. In *Proceedings of the 37th International Conference on Machine Learning, ICML 2020, 13-18 July 2020, Virtual Event*, volume 119 of *Proceedings of Machine Learning Research*, 3832–3842. PMLR.
- Hayes, T. L.; Cahill, N. D.; and Kanan, C. 2019. Memory Efficient Experience Replay for Streaming Learning. In *International Conference on Robotics and Automation, ICRA 2019, Montreal, QC, Canada, May 20-24, 2019*, 9769–9776. IEEE.
- He, K.; Zhang, X.; Ren, S.; and Sun, J. 2016. Deep Residual Learning for Image Recognition. In *2016 IEEE Conference on Computer Vision and Pattern Recognition, CVPR 2016, Las Vegas, NV, USA, June 27-30, 2016*, 770–778. IEEE Computer Society.
- Huang, G.; Liu, Z.; van der Maaten, L.; and Weinberger, K. Q. 2017. Densely Connected Convolutional Networks. In *2017 IEEE Conference on Computer Vision and Pattern Recognition, CVPR 2017, Honolulu, HI, USA, July 21-26, 2017*, 2261–2269. IEEE Computer Society.
- Izzo, Z.; Smart, M. A.; Chaudhuri, K.; and Zou, J. 2021. Approximate Data Deletion from Machine Learning Models. In Banerjee, A.; and Fukumizu, K., eds., *The 24th International Conference on Artificial Intelligence and Statistics, AISTATS 2021, April 13-15, 2021, Virtual Event*, volume 130 of *Proceedings of Machine Learning Research*, 2008–2016. PMLR.
- Kim, B.; Kim, H.; Kim, K.; Kim, S.; and Kim, J. 2019. Learning Not to Learn: Training Deep Neural Networks With Bypassed Data. In *IEEE Conference on Computer Vision and Pattern Recognition, CVPR 2019, Long Beach, CA, USA, June 16-20, 2019*, 9012–9020. Computer Vision Foundation / IEEE.
- Kirkpatrick, J.; Pascanu, R.; Rabinowitz, N.; Veness, J.; Desjardins, G.; Rusu, A. A.; Milan, K.; Quan, J.; Ramalho, T.; Grabska-Barwinska, A.; et al. 2017. Overcoming catastrophic forgetting in neural networks. *Proceedings of the National Academy of Sciences*, 114(13): 3521–3526.
- Koh, P. W.; Ang, K.; Teo, H. H. K.; and Liang, P. 2019. On the Accuracy of Influence Functions for Measuring Group Effects. In Wallach, H. M.; Larochelle, H.; Beygelzimer, A.; d’Alché-Buc, F.; Fox, E. B.; and Garnett, R., eds., *Advances in Neural Information Processing Systems 32: An-*



- nual Conference on Neural Information Processing Systems 2019, NeurIPS 2019, December 8-14, 2019, Vancouver, BC, Canada, 5255–5265.
- Koh, P. W.; and Liang, P. 2017. Understanding Black-box Predictions via Influence Functions. In Precup, D.; and Teh, Y. W., eds., *Proceedings of the 34th International Conference on Machine Learning, ICML 2017, Sydney, NSW, Australia, 6-11 August 2017*, volume 70 of *Proceedings of Machine Learning Research*, 1885–1894. PMLR.
- Krizhevsky, A.; Hinton, G.; et al. 2009. Learning multiple layers of features from tiny images.
- Le, D. H.; and Hua, B. 2021. Network Pruning That Matters: A Case Study on Retraining Variants. In *9th International Conference on Learning Representations, ICLR 2021, Virtual Event, Austria, May 3-7, 2021*. OpenReview.net.
- Le, Y.; and Yang, X. 2015. Tiny imagenet visual recognition challenge. *CS 231N*, 7(7): 3.
- Li, X.; Zhou, Y.; Wu, T.; Socher, R.; and Xiong, C. 2019. Learn to Grow: A Continual Structure Learning Framework for Overcoming Catastrophic Forgetting. In Chaudhuri, K.; and Salakhutdinov, R., eds., *Proceedings of the 36th International Conference on Machine Learning, ICML 2019, 9-15 June 2019, Long Beach, California, USA*, volume 97 of *Proceedings of Machine Learning Research*, 3925–3934. PMLR.
- Loo, N.; Swaroop, S.; and Turner, R. E. 2021. Generalized Variational Continual Learning. In *9th International Conference on Learning Representations, ICLR 2021, Virtual Event, Austria, May 3-7, 2021*. OpenReview.net.
- Ma, X.; Yuan, G.; Shen, X.; Chen, T.; Chen, X.; Chen, X.; Liu, N.; Qin, M.; Liu, S.; Wang, Z.; and Wang, Y. 2021. Sanity Checks for Lottery Tickets: Does Your Winning Ticket Really Win the Jackpot? In Ranzato, M.; Beygelzimer, A.; Dauphin, Y. N.; Liang, P.; and Vaughan, J. W., eds., *Advances in Neural Information Processing Systems 34: Annual Conference on Neural Information Processing Systems 2021, NeurIPS 2021, December 6-14, 2021, virtual*, 12749–12760.
- Pang, T.; Zheng, H.; Quan, Y.; and Ji, H. 2021. Recorrupted-to-Recorrupted: Unsupervised Deep Learning for Image Denoising. In *IEEE Conference on Computer Vision and Pattern Recognition, CVPR 2021, virtual, June 19-25, 2021*, 2043–2052. Computer Vision Foundation / IEEE.
- Qi, F.; Li, M.; Chen, Y.; Zhang, Z.; Liu, Z.; Wang, Y.; and Sun, M. 2021. Hidden Killer: Invisible Textual Backdoor Attacks with Syntactic Trigger. In Zong, C.; Xia, F.; Li, W.; and Navigli, R., eds., *Proceedings of the 59th Annual Meeting of the Association for Computational Linguistics and the 11th International Joint Conference on Natural Language Processing, ACL/IJCNLP 2021, (Volume 1: Long Papers), Virtual Event, August 1-6, 2021*, 443–453. Association for Computational Linguistics.
- Rajmadhan, E.; Goldgof, D. B.; and Hall, L. O. 2017. Finding label noise examples in large scale datasets. In *2017 IEEE International Conference on Systems, Man, and Cybernetics, SMC 2017, Banff, AB, Canada, October 5-8, 2017*, 2420–2424. IEEE.
- Ren, C.; He, X.; Wang, C.; and Zhao, Z. 2021. Adaptive Consistency Prior Based Deep Network for Image Denoising. In *IEEE Conference on Computer Vision and Pattern Recognition, CVPR 2021, virtual, June 19-25, 2021*, 8596–8606. Computer Vision Foundation / IEEE.
- Serna, I.; Peña, A.; Morales, A.; and Fierrez, J. 2020. Inside-Bias: Measuring Bias in Deep Networks and Application to Face Gender Biometrics. In *25th International Conference on Pattern Recognition, ICPR 2020, Virtual Event / Milan, Italy, January 10-15, 2021*, 3720–3727. IEEE.
- Shibata, T.; Irie, G.; Ikami, D.; and Mitsuzumi, Y. 2021. Learning with Selective Forgetting. In Zhou, Z., ed., *Proceedings of the Thirtieth International Joint Conference on Artificial Intelligence, IJCAI 2021, Virtual Event / Montreal, Canada, 19-27 August 2021*, 989–996. ijcai.org.
- Simonyan, K.; and Zisserman, A. 2015. Very Deep Convolutional Networks for Large-Scale Image Recognition. In Bengio, Y.; and LeCun, Y., eds., *3rd International Conference on Learning Representations, ICLR 2015, San Diego, CA, USA, May 7-9, 2015, Conference Track Proceedings*.
- Szegedy, C.; Liu, W.; Jia, Y.; Sermanet, P.; Reed, S. E.; Anguelov, D.; Erhan, D.; Vanhoucke, V.; and Rabinovich, A. 2015. Going deeper with convolutions. In *IEEE Conference on Computer Vision and Pattern Recognition, CVPR 2015, Boston, MA, USA, June 7-12, 2015*, 1–9. IEEE Computer Society.
- Wang, J.; Guo, S.; Xie, X.; and Qi, H. 2022. Federated Unlearning via Class-Discriminative Pruning. In Laforest, F.; Troncy, R.; Simperl, E.; Agarwal, D.; Gionis, A.; Herman, I.; and Médini, L., eds., *WWW '22: The ACM Web Conference 2022, Virtual Event, Lyon, France, April 25 - 29, 2022*, 622–632. ACM.
- Yan, Z.; Li, G.; Tian, Y.; Wu, J.; Li, S.; Chen, M.; and Poor, H. V. 2021. DeHiB: Deep Hidden Backdoor Attack on Semi-supervised Learning via Adversarial Perturbation. In *Thirty-Fifth AAAI Conference on Artificial Intelligence, AAAI 2021, Thirty-Third Conference on Innovative Applications of Artificial Intelligence, IAAI 2021, The Eleventh Symposium on Educational Advances in Artificial Intelligence, EAAI 2021, Virtual Event, February 2-9, 2021*, 10585–10593. AAAI Press.
- Yang, E.; Lozano, A. C.; and Ravikumar, P. K. 2015. Closed-form Estimators for High-dimensional Generalized Linear Models. In Cortes, C.; Lawrence, N.; Lee, D.; Sugiyama, M.; and Garnett, R., eds., *Advances in Neural Information Processing Systems*, volume 28. Curran Associates, Inc.
- Zhao, J.; and Chang, K. 2020. LOGAN: Local Group Bias Detection by Clustering. In Webber, B.; Cohn, T.; He, Y.; and Liu, Y., eds., *Proceedings of the 2020 Conference on Empirical Methods in Natural Language Processing, EMNLP 2020, Online, November 16-20, 2020*, 1968–1977. Association for Computational Linguistics.

## Summary of the Appendix

This appendix contains additional details, including mathematical proofs, experimental details and additional results. The appendix is organized as follows:

- Section 1 contains proof of Proposition 1.
- Section 1 lists the statistics of the datasets and training details.
- Section 1 shows the results of experiment on different learning rate.
- Section 1 includes the experiment of different remove ratios of FisherMask.

### Proof of Proposition 1

A property of Fisher matrix  $F$  is that it can be used to approximate KL-divergence between two distributions  $p(y|x, w), p(y|x, w')$  (by Taylor expansion of  $\text{KL}(w, w')$  with respect to  $w'$ ),

$$\begin{aligned} \text{KL}(w, w') &= \mathbb{E}_{x,y} p(y|x, w) \log \frac{p(y|x, w)}{p(y|x, w')} \\ &\approx \frac{1}{2} (w - w')^T F (w - w'). \end{aligned}$$

*Proof.* First we recall that the stationaries of  $\mathcal{L}(w, D)$  satisfy normal equation,

$$X X^T w^* = |D| F w^* = b,$$

where  $X = [x_1, x_2, \dots, x_{|D|}]$ ,  $b = \sum_{i=1}^{|D|} y_i x_i$ . Denote  $b_r = \sum_{i=1}^{|D_r|} y_i x_i$  and  $b_f = \sum_{i=1}^{|D_f|} y_i x_i$ .

We approximate KL-divergence with Fisher matrix,

$$\begin{aligned} \text{KL}(w_r^*, \hat{w}_r) &\approx \frac{1}{2} (w_r^* - \hat{w}_r)^T F (w_r^* - \hat{w}_r) \\ &\leq \frac{\lambda}{2|D|} \sum_j (w_{r,j}^* - \hat{w}_{r,j})^2 \\ &= \frac{\lambda}{2|D|} \left( \sum_{j \in M} w_{r,j}^{*2} + \sum_{j \notin M} (w_{r,j}^* - w_j^*)^2 \right) \end{aligned}$$

By plugging in the weights (from normal equations), we have,

$$\begin{aligned} \sum_{j \in M} w_{r,j}^{*2} &= \sum_{j \in M} \frac{1}{F_{r,jj}^2} b_{r,j}^2 \leq c_1 \sum_{j \in M} \frac{1}{F_{r,jj}^2}, \\ \sum_{j \notin M} (w_{r,j}^* - w_j^*)^2 &= \sum_{j \notin M} \left( \frac{1}{F_{jj}} b_i - \frac{1}{F_{r,jj}} b_{r,j} \right)^2 \\ &= \sum_{j \notin M} \left( \frac{1}{F_{jj}} b_{f,j} - \frac{F_{f,jj}}{F_{jj} F_{r,jj}} b_{r,j} \right)^2 \\ &\leq \sum_{j \notin M} \frac{2}{F_{jj}^2} b_{f,j}^2 + \sum_{j \notin M} \frac{2}{F_{jj}^2} \left( \frac{F_{f,jj}}{F_{r,jj}} b_{r,j} \right)^2 \\ &\leq c_2 \sum_{j \notin M} \frac{2}{F_{r,jj}^2} + c_1 \sum_{j \notin M} \frac{2}{F_{jj}^2} \left( \frac{F_{f,jj}}{F_{r,jj}} \right)^2, \end{aligned}$$

where  $c_1 = \max_j b_{r,j}^2$ ,  $c_2 = \max_j b_{f,j}^2$ . The last inequality is based on the fact  $F_{r,jj} \leq F_{jj}$ . Putting them together we have,

$$\begin{aligned} &\sum_{j \in M} w_{r,j}^{*2} + \sum_{j \notin M} (w_{r,j}^* - w_j^*)^2 \\ &\leq c_1 \sum_{j \in M} \frac{1}{F_{r,jj}^2} + c_2 \sum_{j \notin M} \frac{2}{F_{r,jj}^2} \\ &\quad + c_1 \sum_{j \notin M} \frac{2}{F_{jj}^2} \left( \frac{F_{f,jj}}{F_{r,jj}} \right)^2 \\ &\leq c + 2c_1 \sum_{j \notin M} \frac{1}{F_{jj}^2} \left( \frac{F_{f,jj}}{F_{r,jj}} \right)^2, \end{aligned}$$

where  $c = \max\{c_1, 2c_2\} \sum_j \frac{1}{F_{r,jj}^2}$ .  $\square$

## Experiment Settings

**Dataset and Training Statistics** To ensure we get the generic conclusions among datasets and structures, we run our unlearning strategies comparing with baseline methods on 4 common datasets and 4 common architectures. We list the data statistics in Table 6 and Table 7.

Dataset	CIFAR10	CIFAR100	MNIST	Tiny-ImageNet
# images	50K/10K	50K/10K	60K/10K	100K/10K
# class	10	100	10	200
Img Size	32*32	32*32	28*28	64*64

Table 6: Statistics on datasets.

Experiments	CIFAR10/100	MNIST	Tiny-ImageNet
Training epochs	160	30	160
Batch size	128	128	32
Init learning rate	0.1	0.1	0.1
Optimizer	SGD	SGD	SGD
Learning rate scheduler	step	N/A	step
Learning rate decay (epoch)	[80, 120]	N/A	[80, 120]
Learning rate decay factor	10	N/A	10
Momentum	0.9	0.9	0.9
Warmup epochs	0	0	20

Table 7: Detailed experiment setups.

### Learning Rate Scheduling

Considering that usually the learning rate starts from a large value and decays slowly during epochs, how to choose a appropriate learning rate in our fine-tuning process could be a problem. A large learning rate could be helped for accelerating learning process, while a small learning rate helps to approach local minima and get better performance. As we want to recover the performance of remain data as quickly as possible (as few fine-tuning epochs as possible), we compress the scheduler of the original learning rate to the first  $S$  epochs (Section 1). We show the results of different learning rate on CIFAR10 with ResNet20 model in Figure 3.

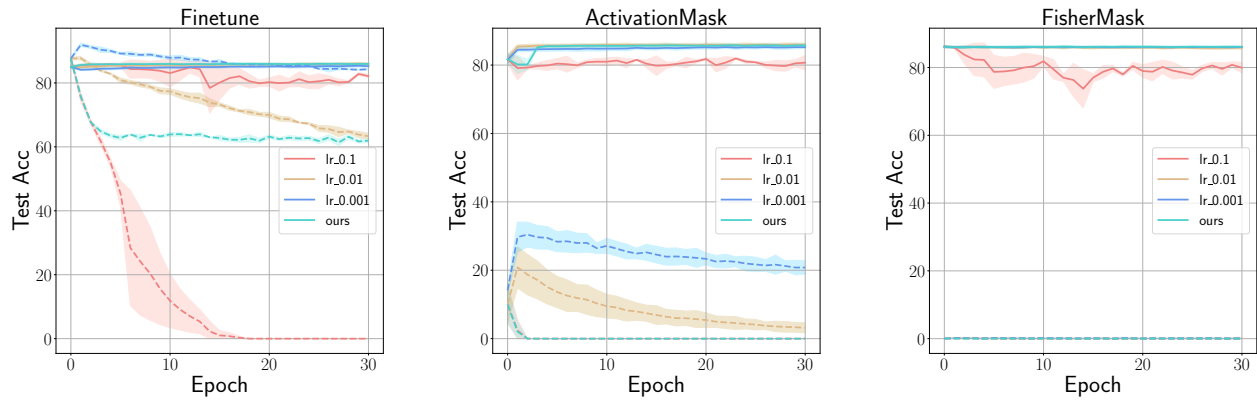


Figure 3: Experiment results of different learning rate schedule used in fine-tuning process on CIFAR10 dataset with ResNet20. The solid and dashed lines indicate the performance on the remain and forget datasets, respectively.

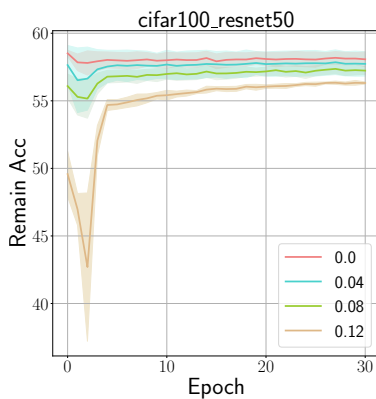


Figure 4: Performances on remain data for FisherMask method with different removing ratios. FisherMask could unlearn completely under all removing ratios, but as the remove ratios become larger, the performance on remain data degrades.

It can be seen that compared to using a constant learning rate:<sup>6</sup> (i) for `Finetune`, a large learning rate is helpful for forgetting, but may lead to a worse and less stable remain performance. A smaller learning rate helps keeping high remain accuracy but is harmful to the forgetting performance. Our scheduler could find a balance between stable high remain accuracy and low forget accuracy. (ii) for `ActivationMask`, the results are similar. Our scheduler could recover the performance of the remain data as quickly as possible (as small learning rate) while maintaining stability and accelerating unlearning (as large learning rate). (iii) for `FisherMask`, it is less influenced by the learning rate.

### Different Removal ratios

Here we show the performance for `FisherMask` method with different remove ratios on remain dataset in Figure 4. Accuracy on forget dataset remains 0 as remove ratio ranges

<sup>6</sup>0.1, 0.01 and 0.001 are the learning rates at the initial time, after the first decay and after the second decay, respectively.

from 0 to 0.12, but accuracy on the remain set changes a lot. Performances degrade significantly as the percentage of masking increases. Besides that, oscillation of curves also becomes progressively larger as the increase of remove ratio. When the remove ratio is relatively small, the performance change curve is relatively flat. It will have a small drop of performances (because the learning rate is a bit large at the start) and quickly pick up. However, the performance drops a lot when the remove ratio is higher. Therefore, when we scrub too many information, it is hard for fine tuning to find them back even with the full remain training set.