

# Distributional Reinforcement Learning with Online Risk-awareness Adaption

Yupeng Wu<sup>\*†</sup>  
London Business School  
yupengw@london.edu

Wenjie Huang<sup>\*‡</sup>  
The University of Hong Kong  
huangwj@hku.hk

## Abstract

The use of reinforcement learning (RL) in practical applications requires considering sub-optimal outcomes, which depend on the agent’s familiarity with the uncertain environment. Dynamically adjusting the level of epistemic risk over the course of learning can tactically achieve reliable optimal policy in safety-critical environments and tackle the sub-optimality of a static risk level. In this work, we introduce a novel framework, *Distributional RL with Online Risk Adaption* (DRL-ORA), which can quantify the *aleatory* and *epistemic* uncertainties compositely and dynamically select the epistemic risk levels via solving a total variation minimization problem *online*. The risk level selection can be efficiently achieved through grid search using a Follow-The-Leader type algorithm, and its offline oracle is related to *satisficing measure* (in the decision analysis community) under a special modification of the loss function. We show multiple classes of tasks where DRL-ORA outperforms existing methods that rely on either a fixed risk level or manually predetermined risk level adaption. Given the simplicity of our modifications, we believe the framework can be easily incorporated into most RL algorithm variants.

## 1 Introduction

Reinforcement learning (RL) algorithms have shown great success in games and simulated environments (Mnih et al., 2015), and have drawn interest for real-world and industrial applications (Mahmood et al., 2018; Zhang et al., 2020). Taking a step further, Distributional reinforcement learning (DRL) (Bellemare et al., 2017) captures the randomness in returns by learning the true intrinsic distribution of future returns, which enables a generation of risk-aware policies (i.e., estimating appropriate risk measures and incorporating them in the final decision-making) (Dabney et al., 2018b). Quantifying both aleatory and epistemic uncertainties of RL is important for forming risk-aware policies. The former expresses the inherent *randomness* in the problem, and the latter represents a *lack of knowledge* about the environment (Mavrin et al., 2019; Clements et al., 2019; Charpentier et al., 2022). Research has been conducted on risk-awareness in return distribution (Lim & Malik, 2022) and in a composite manner (Eriksson et al., 2022).

Specifically, our paper investigates risk-awareness due to epistemic uncertainty, which reflects the attitude toward exploring unknown environments. Modeling risk-awareness in this manner is more relevant for applications such as autonomous driving, where systems are nearly deterministic, and most uncertainty arises from a lack of information about the environment. A higher risk-aversion level can avoid the negative consequences of excessive exploration that may lead to unsafe decisions in real-life (pessimism-under-uncertainty). On the other hand, a lower risk-aversion level (including risk-seeking) encourages exploring and collecting more data in unexplored regions (optimism-under-uncertainty). Although DRL can learn a policy under different risk-awareness levels and adapt to multiple environments where a different level of caution is required, normally, a particular risk-awareness level needs to be properly pre-specified and fixed for each environment before deployment.

<sup>\*</sup>Equal contribution.

<sup>†</sup>Work done at The University of Hong Kong

<sup>‡</sup>Corresponding author.

---

Studies have shown that optimism and pessimism-under-uncertainty settings outperform each other based on the task at hand, highlighting the need for an adaptive risk-awareness strategy that can reconcile seemingly opposing perspectives (Moskovitz et al., 2021). Moreover, it is expected that fixing the risk-awareness level throughout the whole deployment period is not optimal, since the risk of the trajectory is dynamic. The agent should be able to react to a varying risk rather than simply following a fixed risk-aware policy (Schubert et al., 2021; Liu et al., 2023). Based on the nature of RL, problems where uncertainties are expected to resolve over time should be assigned a decreasing risk-awareness level to reduce the over-conservativeness (Eriksson & Dimitrakakis, 2019). We show a CartPole example of how manual risk-awareness adaption can improve training performance in Appendix Section A.

In this work, we develop a DRL framework with the capability to automatically adjust the risk-awareness level *on the fly* (i.e., online), using the epistemic uncertainty quantified in each episode. The framework does not rely on any pre-specified risk-awareness level (e.g., assigned by experts) and can work on a wide range of risk measures based on IQN. The adaptive risk-awareness level is chosen by solving a total variation minimization problem (summation of the difference between two successive epistemic uncertainty risks over the whole period) on the fly. It can be attained efficiently with acceptable regret complexity by a Follow-The-Leader type algorithm.

The most related papers to our work are Moskovitz et al. (2021); Liu et al. (2023), which justified that the evaluation of the effect of risk levels is a form of bandit feedback, where learning episodes tell us the absolute level of performance associated with a particular value of risk level but do not tell us relative levels. In their work, two adjacent truncated variances serve as the feedback. Compared with their methods, ours has the following strengths; 1) Our method does not rely on a pre-specified risk level; 2) Their methods assign the same risk level to all state-action pairs in each state, but ours allows assigning different risk levels to different state-action pairs; 3) Our method uses the difference of risk values of the adjacent epistemic uncertainties as feedback, and then aggregates all such differences to form the total variation objective. This can smooth the variation of risk levels as the epistemic uncertainty should be reduced during learning. While the previous method uses a myopic way of updating by using one-step feedback that may overestimate the risk, our idea is to stabilize the variation of feedback information: In a single episode, the risk parameter should always be assigned negatively proportional to the feedback value. Explicitly, if the current left truncated epistemic uncertainty becomes higher, then a lower risk parameter (high risk-awareness level) will be assigned to avoid exploration. Thus, we seek to find a risk parameter that minimizes the total variation over all episodes, and thus forms the objective.

Dynamic selection methods would be helpful for RL algorithms because we cannot choose a suitable risk measure when we have a new domain task without any knowledge. However, as far as we know, there are not any natural and optimality-guaranteed ways to do so. The main challenge here is the insufficiency of basic rules and clear mechanisms of how should RL agents consider risk. We expect that DRL-ORA, which makes use of epistemic uncertainty in risk selection, could be one effective method in the above situation. Our experiments demonstrate that these insights, which only require minor extensions to regular RL algorithms, lead to superior performance in various classes of practical problems, compared to risk-neutral, fixed risk-awareness level, and existing adaptive risk-awareness level methods.

## 2 Related Work

The literature on DRL has been greatly expanded in the recent (Morimura et al., 2010; Bellemare et al., 2017; Barth-Maron et al., 2018; Dabney et al., 2018a; Yang et al., 2019; Singh et al., 2020). This approach has been used to enhance exploration in RL (Mavrin et al., 2019) and in risk-aware applications (Bernhard et al., 2019). Many different types of risk measures have been used in risk-aware DRL including Conditional value-at-risk (CVaR) (Lim & Malik, 2022; Choi et al., 2021; Keramati et al., 2020; Yang et al., 2022), power-law risk measure (Choi et al., 2021), distortion risk measure (Dabney et al., 2018a), entropic risk measure (Hai et al., 2022) and cumulative prospect

theory (Prashanth et al., 2016). Research has also been conducted on quantifying the risk of epistemic uncertainty, which demonstrates the attitude towards unexplored areas (Clements et al., 2019; Eriksson & Dimitrakakis, 2019; Tang & Agrawal, 2018), and on establishing comprehensive composite risk, which quantifies the joint effect of aleatory and epistemic risk during the learning process (Eriksson et al., 2022).

The above literature focuses on *fixed* risk-awareness levels. Recently, there has been growing evidence supporting the *adaptive* risk-awareness algorithms, such as risk scheduling approaches that explore risk levels and optimistic behaviors from a risk perspective (Oh et al.). These methods are not automatic, however, risk levels decay linearly from high to specific low levels during the learning process. Besides, a framework for value estimation, tactical optimism and pessimism (TOP) (Moskovitz et al., 2021), is developed to balance the degree of optimistic and pessimistic uncertainty quantification as a multi-armed bandit problem, using the Exponentially Weighted Average Forecasting algorithm (EWAFF). To implement this method, a pre-specified degree level should be set based on expert recommendations. One future research pointed out in their paper is inducing a form of optimism and/or pessimism specifically with respect to aleatoric/epistemic uncertainty and has connections to risk-aware RL. A similar EWAFF algorithm is used to adaptively update the risk parameter of CVaR in the IQN framework for a Nano Drone navigation application (Liu et al., 2023), and it achieves superior reward accumulation and efficient computational performance. The drawback of this method appears during evaluation in environments with high obstacle density, possibly due to relying only on the current observation with no memory used. Besides, EWAFF is rather intuitive, and tuning the learning rate for weight forecasting still requires human effort. In another work (Schubert et al., 2021), risk levels are adjusted based on a random network distillation (RND) error that provides an estimate of how often a state has been visited in training. While the performance largely depends on the original RND architecture, it is possible that a more conservative risk is set and therefore impedes exploration.

### 3 Methodology

Appendix Section B provides preliminaries on DRL and Implicit Quantile Network (IQN), on which our proposed algorithm DRL-ORA (Algorithm 1) is based. In each period  $t$ , the epistemic uncertainty is estimated from ensemble networks where the return distribution is updated by each ensemble network’s output (Line 6, Algorithm 1). The historical epistemic uncertainties are used to update the risk parameter on the fly by the online risk-awareness adaption method (Line 7, Algorithm 1). Composite risk framework quantifies the joint effect of aleatory and epistemic risk, where separated risk-awareness levels are imposed on epistemic and aleatory uncertainty with distortion function  $g_\alpha$  and  $\beta$ , respectively (Line 5 & 6, Algorithm 1). By default, the expectation is imposed on aleatory uncertainty i.e.,  $\beta(\tau) = \tau$ . In the following paragraphs, we will introduce the key parts of Algorithm 1 in detail.

**Choice of Risk Measures** Define the parametric risk measure  $\rho_\alpha : \mathcal{L} \rightarrow \mathbb{R}$  ( $\mathcal{L}$  is the space of bounded random variables) where  $\alpha \in \mathcal{A}$  is the parameter controlling the level of risk-awareness and  $\mathcal{A} \subset \mathbb{R}$  denotes a compact set which contains all possible risk parameters. The risk measure  $\rho_\alpha(\cdot)$  is Lipschitz continuous but not necessarily convex in  $\alpha$ . Distortion risk measures (Wang, 1996; Dabney et al., 2018b) are covered under this setting and well-fitted to IQN framework, which is explicitly formulated as  $\rho_\alpha(X) := \int_{-\infty}^0 [g_\alpha(S_X(x)) - 1]dx + \int_0^\infty g_\alpha(S_X(x))dx$ ,  $X \in \mathcal{L}$ , where  $g_\alpha$  is the distortion function parameterized by  $\alpha$ , and  $S_X(x)$  is the survival distribution function. Suppose  $g_\alpha$  is a bounded and Lipschitz continuous function in  $\alpha$ . The following are several examples of risk measures and the corresponding  $g_\alpha$  and  $\mathcal{A}$ . Typically, when  $X$  is a random return, a larger risk parameter  $\alpha$  implies a lower level of risk-awareness. Distortion risk measures can be well fitted into IQN framework, where  $\beta$  function is replaced by  $g_\alpha$ . The distorted expectation of  $Z(s, a)$  under function  $g_\alpha$  is given by  $Q_\alpha(s, a) := \int_0^1 F_{Z(s, a)}^{-1}(s, a)dg_\alpha(\tau)$ . We provide three examples (CVaR,  $\alpha$ -quantile, and Cumulative prospect theory) of distortion risk measures in Appendix Section C.

---

**Algorithm 1** DRL-ORA

---

- 1: **Require:** *Distortion function*  $g_\alpha$  with risk parameter  $\alpha \in [\alpha_{\min}, \alpha_{\max}] \subset [0, 1]$  (the risk parameter is associated with each state-action pair) and corresponding risk measure  $\rho_\alpha$ ; distortion function  $\beta$ , hyper-parameters:  $M > 0$ ,  $K > 0$ , discounted factor  $\gamma > 0$ ; RL period  $T > 0$ .
  - 2: **Initialize:** The return distribution  $Z$ , risk parameter  $\alpha(s, a) = \alpha_{\max}$  for all  $(s, a)$ , initial state  $s_0$  and initial action  $a_0$ , initial estimated epistemic uncertainty distribution  $X_1(s, a)$  for all  $(s, a)$ .
  - 3: **for**  $t = 1, \dots, T$  **do**
  - 4:     Set  $\bar{\alpha}_t(s) = \alpha_t(s, a_{t-1})$ .
  - 5:     Choose an action by  $a_t = \arg \max_{a \in \mathcal{A}} \rho_{\bar{\alpha}_t(s)}(X_t(s_t, a))$ . Observe return  $r_t$  and state  $s_{t+1}$ .
  - 6:     Update the estimated epistemic uncertainty distribution  $X_{t+1}(s, a)$  for all  $(s, a)$  asynchronously using  $K$  *ensemble networks* based on the input state-action pair  $(s_t, a_t)$ . (Each network  $k = 1, \dots, K$  is associated with a  $Q^{\theta_k}(s, a) = \frac{1}{M} \sum_{m=1}^M Z_{\beta(\tilde{\tau}_m)}(s, a)$  by  $M$  samples of  $\tilde{\tau}_m \sim U([0, 1])$ , where the return distribution  $Z$  is updated by each ensemble network’s own output.)
  - 7:     Compute risk parameter  $\alpha_{t+1}(s, a)$  through *online risk-awareness adaption* method using the information  $\alpha_t(s, a)$  and  $X_1(s, a), \dots, X_{t+1}(s, a)$  for all  $(s, a)$ .
  - 8: **end for**
- 

**Ensemble Network for Uncertainty Quantification** In order to use epistemic uncertainty information to adjust the risk-awareness level, the very first step is to explicitly model the epistemic uncertainty distribution. Based on the foundation of Bayesian inference (MacKay & Mac Kay, 2003), *ensemble network* is a straightforward method for epistemic uncertainty modeling often used in Dimitrakakis (2006); Osband et al. (2016); Agarwal et al. (2020). Recall that in regular RL flow we use a neural network  $\theta$  to estimate  $Q^\theta(s, a)$ , where the distribution of  $\theta$  measures the current epistemic uncertainty in training (Eriksson et al., 2022). While the distribution of  $\theta$  is hard to model, its corresponding output of networks  $Q^\theta(s, a)$  can be observed. Ensemble networks in RL creates  $K$  network heads in training with different initial parameter  $\theta$ ’s, denoted by  $\{\theta_1, \theta_2, \dots, \theta_K\}$ ’s. For each state-action pair  $(s, a)$ , these  $K$  networks will output  $K$  different  $Q^\theta(s, a)$ . We use this distribution of  $Q^\theta$  to represent its corresponding distribution of  $\theta$ , i.e., the epistemic uncertainty distribution at  $(s, a)$ . Formally, at each  $(s, a)$  ensemble networks generate  $Q^{\theta_k}(s, a)$  for  $k = 1, 2, \dots, K$ , and a distribution  $Y$  maps each  $(s, a)$  to a uniform probability distribution supported on  $\{Q^{\theta_k}\}$ , that is,  $Y(s, a) = \sum_{k=1}^K \frac{1}{K} \delta_{\{Q^{\theta_k}(s, a)\}}$ , where  $\delta_{\{z\}}$  is a Dirac delta function at  $z \in \mathbb{R}$ , assigning a density of  $1/K$  to every sample of  $Q^{\theta_k}(s, a)$ . The epistemic uncertainty associated with  $(s, a)$  is thus represented by distribution  $Y(s, a)$ . At period  $t - 1$  in the RL process, given the state-action pair  $(s_{t-1}, a_{t-1})$  explored and epistemic uncertainty distribution  $X_{t-1}(s, a)$  for each  $(s, a)$ . We update the epistemic uncertainty distribution  $X_t(s, a)$  asynchronously as  $X_t(s, a) \leftarrow Y(s_{t-1}, a_{t-1})$ , if  $(s, a) = (s_{t-1}, a_{t-1})$ ; otherwise,  $X_t(s, a) \leftarrow X_{t-1}(s, a)$ , where  $Y(s_{t-1}, a_{t-1})$  is the distribution generated from ensemble networks. Here, the distribution is supported by the  $Q$ -functions of each network, and in each network the  $Q$ -value is computed by quantile expectation over the return distribution (aleatoric uncertainty), where distortion  $\beta$  controls the risk awareness on aleatoric uncertainty (with expectation as the default setting in our experiments). Note that the return distribution in each network is updated by each ensemble network’s own output so that the aleatoric and epistemic uncertainty is quantified and disentangled.

**Online Risk-awareness Adaption** At any any period  $t = 1, \dots, T$ , let  $X_t(s, a)$  denote the epistemic uncertainty associated with state-action pair  $(s, a)$ , updated through ensemble networks. Consider the objective for each state-action pair  $(s, a)$  :

$$\min_{\alpha(s, a) \in \mathcal{A}} \sum_{t=1}^{T-1} \|\rho_{\alpha(s, a)}(X_t(s, a)) - \rho_{\alpha(s, a)}(X_{t+1}(s, a))\|,$$

which intends to find a particular risk measure  $\rho_{\alpha^*(s, a)}$  minimizing the “Total Variation” of epistemic uncertainty risk during the learning process of RL. Total variation minimization has been

widely used in image processing (denoising, restoration, zooming) and computation of the mean curvature motion of the interfaces (Chambolle, 2004; Huang et al., 2008; Li et al., 2013). The whole learning period under hindsight reveals the absolute level of risk awareness associated with a particular risk parameter that stabilizes the negative impact of epistemic uncertainty variation, but the relative levels during the process cannot be explicitly elicited. At period  $t < T$ , limited information  $(X_1, \dots, X_{t+1})$  is revealed such that  $\rho_{\alpha^*}$  could be forecasted on the fly based on certain online learning method.

Here  $\rho_\alpha(\cdot)$  represents the left  $\alpha$ -level quantile of a distribution, we thus focus on the risk of left truncated uncertainty (reflecting upper tail variability). Such a setting comes from Mavrin et al. (2019) which argues that left-truncated uncertainty reflects instantiating optimism in the face of uncertainty, especially when the epistemic uncertainty is asymmetric. Also, the left truncated uncertainty is more statistically robust than the mean or right truncated one. This is also chosen in Liu et al. (2023). Define loss function  $l_t : \mathcal{A} \rightarrow \mathbb{R}$  for all  $t = 1, \dots, T$  as  $l_t(\alpha) := \|\rho_\alpha(X_t) - \rho_\alpha(X_{t+1})\|$  (The dependence on  $(s, a)$  of  $\alpha$  and  $X_t$  are omitted only for simplicity purpose, so as for the following contents). Then, the ‘‘regret’’ of the online learning algorithm under the outputs  $\alpha_1, \dots, \alpha_T$  is defined as  $\mathfrak{R}_T := \sum_{t=1}^T l_t(\alpha_t) - \min_{\alpha \in \mathcal{A}} \sum_{t=1}^T l_t(\alpha)$ , where the subtracted term is the offline objective (3) under hindsight. Using the fact that the sum of Lipschitz functions is also Lipschitz, and the reverse triangle inequality for  $L_2$ -norm, the loss function  $l_t$  is also Lipschitz functions (but not necessarily convex) with respect to  $\alpha$ .

Follow the Perturbed Leader (FTPL) algorithm (Agarwal et al., 2019) can achieve sub-linear complexity  $O(T^{1/2})$  for expected regret  $\mathbb{E}[\mathfrak{R}_T]$  when the perturbation  $\{\sigma_t\}_{t \geq 0}$  follows a exponential distribution with parameter  $\eta$ . Our FTPL algorithm is shown as Algorithm D1 in Appendix Section D. Given the natural that the offline oracle is non-convex and  $\mathcal{A}$  is a set of scalar parameters, Proposition 1 in Appendix Section D shows that discretization and grid search on  $\mathcal{A}$  can efficiently solve the offline oracle problem and preserve  $O(T^{1/2})$  expected regret complexity. The method is plausible especially when the gradient/subgradient information is hard to obtain.

**Relation to Satisficing Measure** A special modification of the loss function plus a single window size setting of the FTL algorithm (without the random perturbation in FTPL) can connect this algorithm’s offline oracle model with ‘‘satisficing measure’’ (Brown & Sim, 2009), which measures the non-attainability of a random outcome towards a fixed target. Consider a *recursive* loss function  $l'_t : \mathcal{A} \times \mathcal{A} \rightarrow \mathbb{R}$  for all  $t = 1, \dots, T$ , where the first instance is the decision variable of  $\alpha$  and the second instance is the parameter assigned with the solution from the previous period. At period  $t - 1$ , define  $l'_{t-1}(\alpha, \alpha_{t-1}) := \|\rho_\alpha(X_{t-1}) - \rho_{\alpha_{t-1}}(X_{t-1})\|$ . We have the cumulative regret under the recursive loss function exactly equivalent to the one under regular loss:

$$\mathfrak{R}'_T := \sum_{t=1}^T l'_t(\alpha_t, \alpha_t) - \min_{\alpha \in \mathcal{A}} \sum_{t=1}^T l'_t(\alpha, \alpha) = \mathfrak{R}_T.$$

Under a single window size setting ( $w = 1$ ), using this recursive loss requires much less storage space than the regular loss, and it is known that the FTL algorithm has an  $O(T)$  expected regret complexity for both  $\mathfrak{R}_T$  and  $\mathfrak{R}'_T$ . In this case, the update rule in Line 3 of Algorithm D1 will be reduced to a simpler mechanism. Denote  $\tau_t := \rho_{\alpha_{t-1}}(X_t)$  to be the ‘‘target’’ at period  $t$ . Given  $\Omega$  as the scenario space, if  $\min_{\omega \in \Omega} X_{t-1}(\omega) \geq \tau_t$ , then  $\alpha_t = \alpha_{\min}$ ; else if  $\max_{\omega \in \Omega} X_{t-1}(\omega) \leq \tau_t$ , then  $\alpha_t = \alpha_{\max}$ ; else the update rule in Line 3 of Algorithm D1 is equivalent to the following quasi-concave optimization problem  $\max\{\alpha \in \mathcal{A} : \rho_\alpha(X_{t-1}) \leq \tau_t\}$ , where the optimal solution shows the level of non-attainability of  $X_{t-1}$  towards  $\tau_t$ . This mechanism serves as a forecast for risk tendency. When  $X_t$  yields a higher risk than  $X_{t-1}$  under the previous risk parameter  $\alpha_{t-1}$ , then  $\alpha_t$  will be increased such that the risk measures match each other and the variation is eliminated. Thus, a lower  $\alpha$  will be chosen to hedge a potentially low return, and reversely a higher  $\alpha$  will be chosen to encourage exploration under a potentially high return. A similar idea was proposed in Liu et al. (2023); Moskovitz et al. (2021) while the multi-arm bandit framework and EWAF algorithm were used with different structures.

Theorem 1 based on Brown & Sim (2009, Section 3.4) and Huang (2020, Theorem 3.6) shows that when  $\rho_\alpha$  is chosen as CVaR, the optimization problem in our algorithm can be solved exactly as a stochastic convex program, and can be further reduced to a constrained linear programming problem by the structure of  $X_{t-1}$ . The number of decision variables and constraints are both  $O(K)$ . The proof of Theorem 1 is given in Appendix Section D.

**Theorem 1.** For  $\rho_\alpha = CVaR_\alpha$ , we have  $\alpha_t = \min_{b \geq 0} \mathbb{E} [(b(X_{t-1} - \tau_t) + 1)_+]$  with  $\tau_t = \rho_{\alpha_{t-1}}(X_t)$ . Define  $\mathbf{c} \in \mathbb{R}^K$ , and the problem  $\max \{\alpha : CVaR_\alpha(X_{t-1}) \leq \tau_t\}$  can be written as a linear program:

$$\begin{aligned} \min_{\mathbf{c}, b \geq 0} \quad & \frac{1}{K} \sum_{k=1}^K c_k \\ \text{s.t.} \quad & X_{t-1}^k = Q_{t-1}^{\theta_k}(s, a), & \forall k = 1, \dots, K, \\ & c_k \geq b(X_{t-1}^k - \tau_t) + 1, & \forall k = 1, \dots, K, \end{aligned}$$

where  $Q_{t-1}^{\theta_k}(s, a)$  is the output of the  $k$ -th ensemble network at period  $t - 1$ .

## 4 Experiments and Applications

In this section, we apply DRL-ORA in two real-world applications and compare its performance with existing methods. For all the experiments,  $\alpha$ -quantile is used in ensemble networks and CVaR is used for the IQN distortion function as default. Choose  $\alpha_{\min} = 0.1$  and thus  $\mathcal{A} = [0.1, 1]$  throughout.

### 4.1 Nano Drone Navigation

Robotic control is an area where risk-aware algorithms are highly valued and widely applied. We evaluate DRL-ORA in an open-source Nano Drone navigation task (Liu et al., 2023), where another adaptive risk-awareness algorithm, Adaptive Risk Tendency (ART), has demonstrated superior performance compared to IQN. In this partially observable environment, the drone agent’s objective is to maximize the score by reaching the target zone as quickly as possible while avoiding collisions with obstacles. The agent gets a positive score for reaching the target zone, while it receives negative scores for time spent and collision. An episode terminates upon a collision or a time-out, and the agent’s risk-awareness will influence its exploration strategy and, consequently, its overall performance.

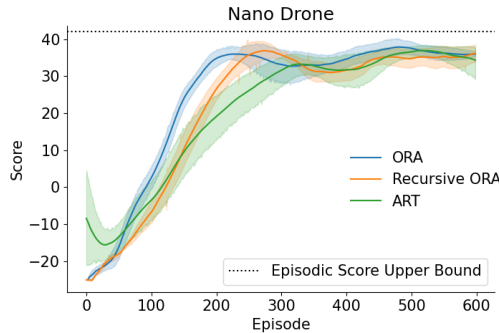


Figure 1: Average episodic scores in Nano Drone navigation task. “Recursive ORA” means using “recursive” loss functions in ORA; “ORA” means using regular loss. The shaded area represents a 90% confidence interval. IQN benchmarks are recorded in Table 1 to make this figure more readable.

We record the complete training and testing results for ORA using regular loss function, ORA using recursive loss function, ART, and IQN under various fixed risk parameters. All training parameters are consistent with the default settings in Liu et al. (2023), including learning rate. Among all



| Episode | Algorithm | IQN $\alpha = 0.5$ | IQN $\alpha = 1.0$ | ORA          | Recursive ORA |
|---------|-----------|--------------------|--------------------|--------------|---------------|
|         | 50        |                    | -12.36±11.82       | -13.84±11.45 | -16.14±4.26   |
| 100     |           | 1.89±15.44         | -4.13±18.39        | 2.55±4.26    | -6.77±7.54    |
| 150     |           | 21.21±13.49        | 7.38±22.77         | 23.97±3.47   | 10.35±11.67   |
| 200     |           | 33.27±6.94         | 19.31±15.93        | 34.59±3.16   | 26.05±8.39    |

Table 1: ORA and IQN score (mean±ci)

the fixed risk level settings, IQN ( $\alpha = 0.5$ ) possesses the best training performance and the fastest convergence ORA consistently outperforms the best IQN ( $\alpha = 0.5$ ) throughout the training period, while Recursive ORA performs comparably to the best IQN.

In Table 2, we present the testing results of each algorithm for 500 evaluation runs in environments with varying obstacle densities (i.e., the number of obstacles). Testing is crucial in this navigation task, because excessive exploration may lead to a lower reward obtained in training but yield an effective final policy with acceptable testing results. The testing results demonstrate that ORA outperforms other algorithms, especially in environments characterized by higher uncertainty (*Density 6 and 12*). In the task with a less uncertain environment (*Density 2*), Recursive ORA slightly outperforms ORA, but with more efficient computation and less storage space on historical epistemic uncertainties.

|      | Density | Algorithm | IQN $\alpha = 0.5$ | IQN $\alpha = 1.0$ | ART        | ORA | Recursive ORA |
|------|---------|-----------|--------------------|--------------------|------------|-----|---------------|
|      |         | Suc.      | 2                  | 88%                | 88%        | 84% | 92%           |
| Col. | 2       | 5%        | 4%                 | 9%                 | 6%         | 5%  |               |
| Suc. | 6       | 70%       | 74%                | 73%                | <b>81%</b> | 75% |               |
| Col. | 6       | 15%       | 10%                | 15%                | 13%        | 16% |               |
| Suc. | 12      | 48%       | 52%                | 54%                | <b>64%</b> | 54% |               |
| Col. | 12      | 32%       | 25%                | 25%                | 28%        | 26% |               |

Table 2: Success and collision rate

## 4.2 Knapsack

We next assess DRL-ORA by applying it to a classic operations research (OR) problem, the Knapsack problem, on OR-gym (Hubbs et al., 2020; Balaji et al., 2019), a widely utilized RL library for OR problems. The Knapsack problem is a combinatorial optimization problem aimed at maximizing the total value of items placed in a knapsack without exceeding its maximum capacity. The agent’s reward is the value of items placed in the knapsack, and an episode terminates once the capacity is full. In contrast to Nano Drone navigation, there is no aleatory uncertainty in the Knapsack problem. We set *50 items* in the Binary Knapsack (Hubbs et al., 2020) while keeping other settings aligned with the default. Training hyper-parameters are in Appendix Table E1.

In terms of testing results Figure 2a (“Comp.” means Composite IQN. The “Optimal episodic reward” is the benchmark solved via dynamic programming.), ORA’s average reward obtained is higher than all IQN’s. Note that the testing result should be normally higher than the final training reward because a fixed  $\epsilon$  probability for random action selection is used in the whole training, while there is no random action selection in testing. In Figure 2b, IQN ( $\alpha = 1.0$ ) shows an obvious advantage to IQN ( $\alpha = 0.1$ ) and regular DQN even fails, suggesting that lower risk awareness is certainly more suitable in no aleatory uncertainty task. Again, ORA performs the best IQN, especially in the early and medium stages of training. Furthermore, we conduct an ablation experiment comparing ORA with the method: IQN Composite (Hai et al., 2022). The algorithm of IQN Composite results from Algorithm 1 by forcing  $\alpha_t = 1$  for all  $t = 1, \dots, T$  and for all state-action pairs (risk-neutral on

epistemic uncertainty). This method replaces imposing expectation on return distribution by imposing expectation only on epistemic uncertainties, given no aleatory uncertainty. Figure 2b shows that IQN Composite fails to achieve similar performance to ORA, indicating that ORA’s superior performance stems from its adaptive mechanism for risk level selection.

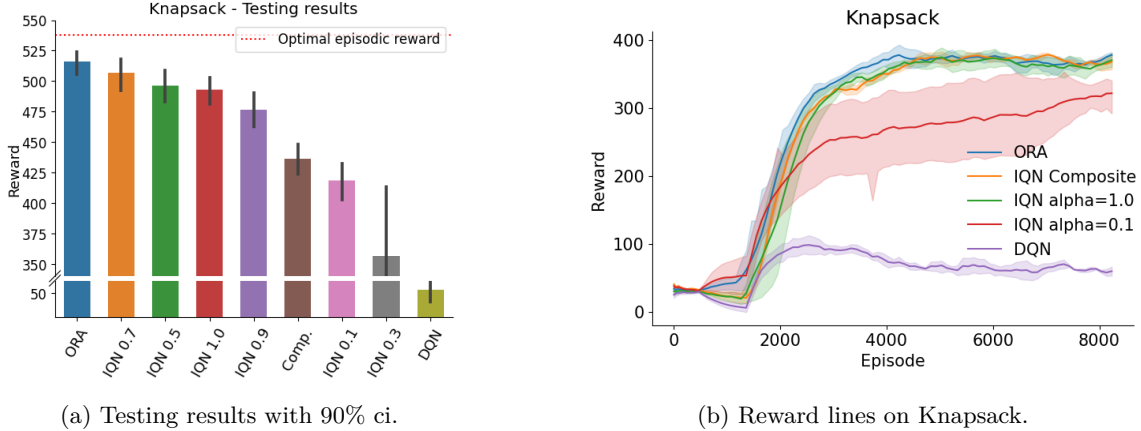


Figure 2: Knapsack experiment

**Further Remarks** Appendix Table E2 records the monitoring left-truncated variance (LTV) of epistemic uncertainty distribution obtained in each period, when applying ORA to Cartpole, Nano Drone, and Knapsack, as well as the corresponding risk parameters in aligned training periods. We observe very different patterns of epistemic uncertainty in the three experiments and gain further insights. CartPole has the smallest LTV magnitude. Its LTV fluctuates over the whole training process, and the corresponding risk parameter remains at a high level. Knapsack has the largest LTV magnitude which decreases slower than that in Nano Drone navigation after reaching the peak. This can explain why the superior performance of ORA lasts longer in the Knapsack problem than that in Nano Drone navigation. We also observe in Figure 1 and 2b that the score achieved at the beginning stage of training is proportional to the risk parameter of IQN. This can be attributed to the fact that, with a high risk parameter (lower risk-awareness level), more exploration is favored at the beginning to acquire knowledge of the environment, whereas it subsequently declines in performance when large LTVs are perceived (LTV is uni-modal over episodes in Nano Drone navigation).

## 5 Conclusion and Future Work

Numerous existing studies have shown that a proper risk-awareness level is critical in the performance of RL algorithms. In this work, we propose an RL framework with an adaptive mechanism for learning risk levels to control epistemic uncertainties. The method only needs an extra multi-head ensemble structure so is eligible to employ different loss functions and distortion risk measures and apply to DQN- and IQN-type algorithms. Two applications validate the superiority of the proposed method. For future research, we plan to develop more accurate and efficient methods for epistemic uncertainty quantification, e.g., improving the scalability when a large number of ensemble networks are applied. In addition, we will explore new formats of loss functions and regularizers in online learning, such that the method can be reliable in offline RL tasks, and can automatically select the best setting according to the nature of the task. Also, we use a  $K$ -ensemble network to construct the epistemic uncertainty distribution and have to control the size of  $K$  for computational load, while this will deteriorate the accuracy of epistemic uncertainty quantification. For future research, we will develop methods that ensure both accuracy and computational efficiency.



---

## References

- Carlo Acerbi and Dirk Tasche. On the coherence of expected shortfall. *Journal of Banking & Finance*, 26(7):1487–1503, 2002.
- Naman Agarwal, Alon Gonen, and Elad Hazan. Learning in non-convex games with an optimization oracle. In *Conference on Learning Theory*, pp. 18–29. PMLR, 2019.
- Rishabh Agarwal, Dale Schuurmans, and Mohammad Norouzi. An optimistic perspective on offline reinforcement learning. In *International Conference on Machine Learning*, pp. 104–114. PMLR, 2020.
- Bharathan Balaji, Jordan Bell-Masterson, Enes Bilgin, Andreas Damianou, Pablo Moreno Garcia, Arpit Jain, Runfei Luo, Alvaro Maggiar, Balakrishnan Narayanaswamy, and Chun Ye. OrL: Reinforcement learning benchmarks for online stochastic optimization problems. *arXiv preprint arXiv:1911.10641*, 2019.
- Gabriel Barth-Maron, Matthew W Hoffman, David Budden, Will Dabney, Dan Horgan, Dhruva Tb, Alistair Muldal, Nicolas Heess, and Timothy Lillicrap. Distributed distributional deterministic policy gradients. *arXiv preprint arXiv:1804.08617*, 2018.
- Marc G Bellemare, Will Dabney, and Rémi Munos. A distributional perspective on reinforcement learning. In *International Conference on Machine Learning*, pp. 449–458. PMLR, 2017.
- Julian Bernhard, Stefan Pollok, and Alois Knoll. Addressing inherent uncertainty: Risk-sensitive behavior generation for automated driving using distributional reinforcement learning. In *2019 IEEE Intelligent Vehicles Symposium (IV)*, pp. 2148–2155. IEEE, 2019.
- David B Brown and Melvyn Sim. Satisficing measures for analysis of risky positions. *Management Science*, 55(1):71–84, 2009.
- Nicolo Cesa-Bianchi and Gábor Lugosi. *Prediction, learning, and games*. Cambridge university press, 2006.
- Antonin Chambolle. An algorithm for total variation minimization and applications. *Journal of Mathematical Imaging and Vision*, 20:89–97, 2004.
- Bertrand Charpentier, Ransalu Senanayake, Mykel Kochenderfer, and Stephan Günnemann. Disentangling epistemic and aleatoric uncertainty in reinforcement learning. *arXiv preprint arXiv:2206.01558*, 2022.
- Jinyoung Choi, Christopher Dance, Jung-Eun Kim, Seulbin Hwang, and Kyung-sik Park. Risk-conditioned distributional soft actor-critic for risk-sensitive navigation. In *2021 IEEE International Conference on Robotics and Automation (ICRA)*, pp. 8337–8344. IEEE, 2021.
- William R Clements, Bastien Van Delft, Benoît-Marie Robaglia, Reda Bahi Slaoui, and Sébastien Toth. Estimating risk and uncertainty in deep reinforcement learning. *arXiv preprint arXiv:1905.09638*, 2019.
- Will Dabney, Georg Ostrovski, David Silver, and Rémi Munos. Implicit quantile networks for distributional reinforcement learning. In *International Conference on Machine Learning*, pp. 1096–1105. PMLR, 2018a.
- Will Dabney, Mark Rowland, Marc Bellemare, and Rémi Munos. Distributional reinforcement learning with quantile regression. In *Proceedings of the AAAI Conference on Artificial Intelligence*, volume 32, 2018b.
- Jan Dhaene, Alexander Kukush, Daniël Linders, and Qihe Tang. Remarks on quantiles and distortion risk measures. *European Actuarial Journal*, 2:319–328, 2012.

- 
- Christos Dimitrakakis. Nearly optimal exploration-exploitation decision thresholds. In *Artificial Neural Networks–ICANN 2006: 16th International Conference, Athens, Greece, September 10–14, 2006. Proceedings, Part I 16*, pp. 850–859. Springer, 2006.
- Hannes Eriksson and Christos Dimitrakakis. Epistemic risk-sensitive reinforcement learning. *arXiv preprint arXiv:1906.06273*, 2019.
- Hannes Eriksson, Debabrota Basu, Mina Alibeigi, and Christos Dimitrakakis. Sentinel: taming uncertainty with ensemble based distributional reinforcement learning. In *Uncertainty in Artificial Intelligence*, pp. 631–640. PMLR, 2022.
- Jia Lin Hai, Marek Petrik, Mohammad Ghavamzadeh, and Reazul Russel. Rasr: Risk-averse soft-robust mdps with evar and entropic risk. *arXiv preprint arXiv:2209.04067*, 2022.
- Wenjie Huang. Data-driven satisficing measure and ranking. *Journal of the Operational Research Society*, 71(3):456–474, 2020.
- Yumei Huang, Michael K Ng, and You-Wei Wen. A fast total variation minimization method for image restoration. *Multiscale Modeling & Simulation*, 7(2):774–795, 2008.
- Christian D Hubbs, Hector D Perez, Owais Sarwar, Nikolaos V Sahinidis, Ignacio E Grossmann, and John M Wassick. Or-gym: A reinforcement learning library for operations research problems. *arXiv preprint arXiv:2008.06319*, 2020.
- Peter J Huber. Robust estimation of a location parameter. In *Breakthroughs in statistics*, pp. 492–518. Springer, 1992.
- Adam Kalai and Santosh Vempala. Efficient algorithms for online decision problems. In *Learning Theory and Kernel Machines*, pp. 26–40. Springer, 2003.
- Ramtin Keramati, Christoph Dann, Alex Tamkin, and Emma Brunskill. Being optimistic to be conservative: Quickly learning a cvar policy. In *Proceedings of the AAAI conference on artificial intelligence*, volume 34, pp. 4436–4443, 2020.
- Roger Koenker and Gilbert Bassett Jr. Regression quantiles. *Econometrica: Journal of the Econometric Society*, pp. 33–50, 1978.
- Chengbo Li, Wotao Yin, Hong Jiang, and Yin Zhang. An efficient augmented lagrangian method with applications to total variation minimization. *Computational Optimization and Applications*, 56:507–530, 2013.
- Shiau Hong Lim and Ilyas Malik. Distributional reinforcement learning for risk-sensitive policies. In *Advances in Neural Information Processing Systems*, 2022.
- Cheng Liu, Erik-Jan van Kampen, and Guido CHE De Croon. Adaptive risk-tendency: Nano drone navigation in cluttered environments with distributional reinforcement learning. In *2023 IEEE International Conference on Robotics and Automation (ICRA)*, pp. 7198–7204. IEEE, 2023.
- David JC MacKay and David JC Mac Kay. *Information theory, inference and learning algorithms*. Cambridge university press, 2003.
- A Rupam Mahmood, Dmytro Korenkevych, Gautham Vasan, William Ma, and James Bergstra. Benchmarking reinforcement learning algorithms on real-world robots. In *Conference on Robot Learning*, pp. 561–591. PMLR, 2018.
- Borislav Mavrin, Hengshuai Yao, Linglong Kong, Kaiwen Wu, and Yaoliang Yu. Distributional reinforcement learning for efficient exploration. In *International Conference on Machine Learning*, pp. 4424–4434. PMLR, 2019.

- 
- Volodymyr Mnih, Koray Kavukcuoglu, David Silver, Andrei A Rusu, Joel Veness, Marc G Bellemare, Alex Graves, Martin Riedmiller, Andreas K Fidjeland, Georg Ostrovski, et al. Human-level control through deep reinforcement learning. *Nature*, 518(7540):529–533, 2015.
- Tetsuro Morimura, Masashi Sugiyama, Hisashi Kashima, Hirotaka Hachiya, and Toshiyuki Tanaka. Parametric return density estimation for reinforcement learning. In *Proceedings of the Twenty-Sixth Conference on Uncertainty in Artificial Intelligence*, pp. 368–375, 2010.
- Ted Moskowitz, Jack Parker-Holder, Aldo Pacchiano, Michael Arbel, and Michael Jordan. Tactical optimism and pessimism for deep reinforcement learning. *Advances in Neural Information Processing Systems*, 34:12849–12863, 2021.
- Jihwan Oh, Joonkee Kim, and Se-Young Yun. Risk perspective exploration in distributional reinforcement learning. In *ICML 2022 Workshop AI for Agent-Based Modelling*.
- Ian Osband, Charles Blundell, Alexander Pritzel, and Benjamin Van Roy. Deep exploration via bootstrapped dqn. *Advances in Neural Information Processing Systems*, 29, 2016.
- LA Prashanth, Cheng Jie, Michael Fu, Steve Marcus, and Csaba Szepesvári. Cumulative prospect theory meets reinforcement learning: Prediction and control. In *International Conference on Machine Learning*, pp. 1406–1415. PMLR, 2016.
- Martin L Puterman. *Markov decision processes: discrete stochastic dynamic programming*. John Wiley & Sons, 2014.
- Mark Rowland, Robert Dadashi, Saurabh Kumar, Rémi Munos, Marc G Bellemare, and Will Dabney. Statistics and samples in distributional reinforcement learning. In *International Conference on Machine Learning*, pp. 5528–5536. PMLR, 2019.
- Frederik Schubert, Theresa Eimer, Bodo Rosenhahn, and Marius Lindauer. Automatic risk adaptation in distributional reinforcement learning. *arXiv preprint arXiv:2106.06317*, 2021.
- Shai Shalev-Shwartz et al. Online learning and online convex optimization. *Foundations and Trends® in Machine Learning*, 4(2):107–194, 2012.
- Rahul Singh, Qinsheng Zhang, and Yongxin Chen. Improving robustness via risk averse distributional reinforcement learning. In *Learning for Dynamics and Control*, pp. 958–968. PMLR, 2020.
- Yunhao Tang and Shipra Agrawal. Exploration by distributional reinforcement learning. In *Proceedings of the 27th International Joint Conference on Artificial Intelligence*, pp. 2710–2716, 2018.
- Amos Tversky and Daniel Kahneman. Advances in prospect theory: Cumulative representation of uncertainty. *Journal of Risk and Uncertainty*, 5(4):297–323, 1992.
- Shaun Wang. Premium calculation by transforming the layer premium density. *ASTIN Bulletin: The Journal of the IAA*, 26(1):71–92, 1996.
- Christopher JCH Watkins and Peter Dayan. Q-learning. *Machine Learning*, 8(3):279–292, 1992.
- Derek Yang, Li Zhao, Zichuan Lin, Tao Qin, Jiang Bian, and Tie-Yan Liu. Fully parameterized quantile function for distributional reinforcement learning. *Advances in Neural Information Processing Systems*, 32, 2019.
- Qisong Yang, Thiago D Simão, Simon H Tindemans, and Matthijs TJ Spaan. Safety-constrained reinforcement learning with a distributional safety critic. *Machine Learning*, pp. 1–29, 2022.
- Jesse Zhang, Brian Cheung, Chelsea Finn, Sergey Levine, and Dinesh Jayaraman. Cautious adaptation for reinforcement learning in safety-critical settings. In *International Conference on Machine Learning*, pp. 11055–11065. PMLR, 2020.

---

## Appendix

### A Motivating Example

The Cartpole task was trained through Implicit Quantile Network (IQN) with Conditional Value-at-Risk (CVaR) as its risk measure (IQN will be explicitly described in next section). Over the episodes, the risk parameter  $\alpha$  can either be fixed or manually adjusted. Figure A1 shows that “IQN alpha:191” outperforms all the other settings including IQN with fixed risk levels and demonstrates the advantage of using varying risk levels. This observation motivates more advanced methods that can automatically adjust the risk level and achieve even better performance than IQN with a manually adjusted risk level.

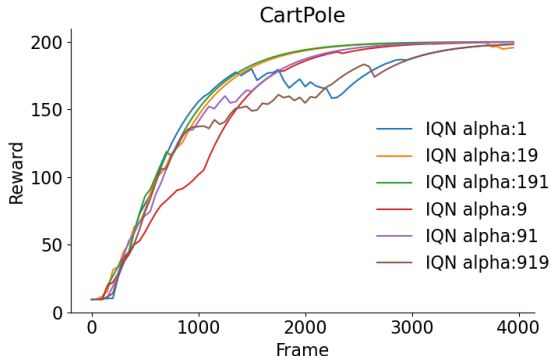


Figure A1: “IQN alpha:1” means that the risk parameter  $\alpha$  is fixed as 0.1 over all epsides; “IQN alpha:191” means that  $\alpha$  is manually adjusted over the episodes: linearly increased from 0.1 to 0.9 and then linear decreased to 0.1, and so on for the other settings.

### B Preliminaries

**Distributional Reinforcement Learning** Consider a Markov Decision Process (MDP) (Puterman, 2014) defined as a tuple  $(\mathcal{S}, \mathcal{A}, R, P, \gamma)$ , where  $\mathcal{S}$  is the state space,  $\mathcal{A}$  the action space,  $R$  the (state and action-dependent) reward function,  $P(\cdot|s, a)$  the transition probability associated with state-action pair  $(s, a)$ , and  $\gamma \in (0, 1]$  the discounted factor. A policy  $\pi(\cdot|s)$  maps the state  $s$  to a probability distribution over actions. Following a policy  $\pi$ ,  $Z^\pi(s, a)$  denotes the return (sum of discounted reward) distribution  $Z^\pi(s, a) = \sum_{t=0}^{\infty} \gamma^t R(s_t, a_t)$  where  $s_0 = s, s_{t+1} \sim P(\cdot|s_t, a_t); a_0 = a, a_{t+1} \sim \pi(\cdot|s_t)$ . In the standard RL setting, the state-action value function is defined as the expectation of return distribution:  $Q^\pi(s, a) = \mathbb{E}[Z^\pi(s, a)]$ , and the goal is to find the best policy  $\pi^*$  that maximizes  $Q^{\pi^*}(s, a)$ . This process can be interpreted as finding the unique fixed point of the Bellman equation

$$Q(s, a) := \mathbb{E}[R(s, a)] + \gamma \mathbb{E}_P \left[ \max_{a' \in \mathcal{A}} Q(s', a') \right], \quad s' \sim P(\cdot | s, a).$$

One of the most classic approaches to estimate the optimal action-value function  $Q^{\pi^*}(s, a)$  is Q-learning (Watkins & Dayan, 1992). The action-value function here can also be represented by a neural network parameterized by  $\theta$  and trained by minimizing the squared temporal difference (TD) error. A representative method to achieve this is DQN (Mnih et al., 2015).

DRL (Bellemare et al., 2017) is proposed with a new perspective of modeling  $Q(s, a)$ , where we directly learn the whole return distribution instead of estimating the expectation of return function  $Q(s, a)$ . This enables the agent to obtain more useful information than a single expectation value.

Given a policy  $\pi$ , the distributional Bellman equation is defined by

$$Z(s, a) \stackrel{D}{=} R(s, a) + \gamma Z(s', a'), \quad s' \sim P(\cdot | s, a), \quad a' \sim \pi(\cdot | s').$$

Its corresponding optimal form is defined by

$$Z(s, a) \stackrel{D}{=} R(s, a) + \gamma Z\left(s', \arg \max_{a' \in \mathbb{A}} \mathbb{E}[Z(s', a')]\right), \quad s' \sim P(\cdot | s, a).$$

It is proved (Bellemare et al., 2017) that the distributional Bellman operator is a contraction in a maximal form of the Wasserstein metric. There are approaches (Bellemare et al., 2017; Dabney et al., 2018b;a; Yang et al., 2019; Rowland et al., 2019) to estimate the return distribution, most of which are based on Quantile Regression (Koenker & Bassett Jr, 1978).

**Implicit Quantile Regression** The Implicit Quantile Network (IQN) proposed by Dabney et al. (2018a) provides an effective way to learn an implicit representation of the return distribution, yielding a powerful function approximator for a DQN-like agent. IQN can re-parameterize samples from a based distribution to the respective quantile value of a target distribution, which produces risk-aware policies. Let  $\beta : [0, 1] \rightarrow [0, 1]$  be a *distortion* function, with an identity corresponding to risk-neutrality. Let  $Z_\tau(s, a)$  denote the  $\tau$ -quantile function (inverse of cumulative density function) of the return distribution, then the distorted expectation of  $Z(s, a)$  under  $\beta$  and its risk-aware greedy policy are denoted as

$$Q_\beta(s, a) := \mathbb{E}_{\tau \sim U[0,1]}[Z_{\beta(\tau)}(s, a)],$$

$$\pi_\beta(s) = \arg \max_{a \in \mathbb{A}} Q_\beta(s, a).$$

For two samples  $\tau, \tau'$  and the reward  $r_t$  at time step  $t$ , the TD error is

$$\delta_t^{\tau, \tau'} = r_t + \gamma Z_{\tau'}(s_{t+1}, \pi_\beta(s_{t+1})) - Z_\tau(s_t, a_t).$$

The IQN loss function is given by:

$$\mathcal{L}(s_t, a_t, r_t, s_{t+1}) = \frac{1}{N'} \sum_{i=1}^N \sum_{j=1}^{N'} q_{\tau_i}^\kappa \left( \delta_t^{\tau_i, \tau'_j} \right),$$

where  $N$  and  $N'$  denote the respective number of i.i.d. samples  $\tau_i, \tau'_j \sim U([0, 1])$  used to estimate the loss, and  $q_{\tau_i}^\kappa$  is the quantile estimate generated by the Huber loss function (Huber, 1992) with a hyper-parameter threshold  $\kappa$  to smooth the non-differentiable point at zero:

$$q_{\tau_i}^\kappa \left( \delta_t^{\tau_i, \tau'_j} \right) = \left| \tau - \mathbb{I} \left\{ \delta_t^{\tau_i, \tau'_j} < 0 \right\} \right| \frac{L_\kappa \left( \delta_t^{\tau_i, \tau'_j} \right)}{\kappa};$$

$$L_\kappa \left( \delta_t^{\tau_i, \tau'_j} \right) = \begin{cases} \frac{1}{2} (\delta_t^{\tau_i, \tau'_j})^2, & \text{if } \left| \delta_t^{\tau_i, \tau'_j} \right| \leq \kappa, \\ \kappa \left( \left| \delta_t^{\tau_i, \tau'_j} \right| - \frac{1}{2} \kappa \right), & \text{otherwise.} \end{cases}$$

where  $\delta_t$  is the TD-error and normally  $\kappa = 1$  is chosen (Dabney et al., 2018a). A corresponding sample-based risk-aware policy is then obtained by approximating  $Q_\beta$  through the average of distorted return distribution samples. Based on the above settings, we are able to estimate the return distribution through a neural network structure and implement a risk-aware policy.

## C Examples of Risk Measure

**Example 1.** For left tail CVaR,  $CVaR_\alpha(X) = \mathbb{E}[X | X \leq F^{-1}(\alpha)]$ , where  $F^{-1}$  is the inverse CDF function of  $X$  (Acerbi & Tasche, 2002). The corresponding distortion function is  $g_\alpha(x) = \max \{(x - 1 + \alpha)/\alpha, 0\}$  and  $\mathcal{A} = [\alpha_{\min}, 1]$  with certain  $0 < \alpha_{\min} \leq 1$ .

**Example 2.** For  $\alpha$ -quantile i.e.,  $\rho_\alpha(X) = F_X^{-1}(\alpha)$  (Dhaene et al., 2012), the distortion function as  $g_\alpha(x) = \mathbf{I}_{\{x \geq 1-\alpha\}}$ , and  $\mathcal{A} = [\alpha_{\min}, 1]$  with certain  $0 < \alpha_{\min} \leq 1$ , where  $\mathbf{I}_{\{\cdot\}}$  is the indicator function.

**Example 3.** For Cumulative prospect theory, essentially, the distortion function serves as the probability weighting function (Tversky & Kahneman, 1992) magnifies small probabilities and underweights large probabilities, which can reflect the fact that individuals tend to perceive extreme events as more likely to occur than they are. The distortion function is

$$g_\alpha(x) = 1 - \frac{(1-x)^{1-\alpha}}{(x^{1-\alpha} + (1-x)^{1-\alpha})^{\frac{1}{1-\alpha}}},$$

and  $\mathcal{A} = [0, \alpha_{\max}]$  with certain  $0 \leq \alpha_{\max} < 1$ .

## D Supplementary of Methodology

---

**Algorithm D1** Follow the Perturbed Leader (FTPL)

---

**Data:** Parameter of exponential distribution  $\eta$ , arbitrarily chosen  $\alpha_1 \in \mathcal{A}$

- 1: **for**  $t = 2, \dots, T$  **do**
  - 2:   Generate randomly  $\sigma_t \stackrel{\text{i.i.d.}}{\sim} \exp(\eta)$ ;
  - 3:   Compute  $\alpha_t$  via,  $\alpha_t \in \arg \min_{\alpha \in \mathcal{A}} \left\{ \sum_{i=t-w}^{t-1} l_i(\alpha) - \sigma_t \cdot \alpha \right\}$ , with  $w = t - 1$ .
  - 4:   Observe loss function  $l_t$ .
  - 5: **end for**
- 

**Proposition 1.** Suppose  $\mathcal{A}$  is discretized by finite set  $\mathcal{A}'$ , such that, there exists  $\epsilon > 0$  that bounds the Hausdorff distance between the two sets, i.e.,

$$\max \left\{ \sup_{\alpha \in \mathcal{A}} \inf_{\alpha' \in \mathcal{A}'} |\alpha - \alpha'|, \inf_{\alpha \in \mathcal{A}} \sup_{\alpha' \in \mathcal{A}'} |\alpha - \alpha'| \right\} \leq \epsilon.$$

By choose  $\epsilon = O(T^{-1/2})$ , the sequence of forecasted risk parameters  $\{\alpha'_t\}_{1 \leq t \leq T}$  based on grid search approximation

$$\alpha'_t \in \arg \min_{\alpha' \in \mathcal{A}'} \left\{ \sum_{i=1}^{t-1} l_i(\alpha') - \sigma_t \cdot \alpha' \right\},$$

can achieve  $O(T^{1/2})$  expected regret complexity.

*Proof.* Based on Cesa-Bianchi & Lugosi (2006, Lemma 4.1) and Agarwal et al. (2019), we can analyze a slightly different algorithm which draws only a single noise vector  $\sigma \sim \exp(\eta)$ , rather than drawing a fresh noise vector on every round. Proving regret bounds for this variant translates into asymptotically equivalent (expected) regret bounds for Algorithm 1. Set  $l_0 = -\sigma \cdot \alpha$ . Denote the Lipschitz continuity modulus as  $G > 0$  for  $\{l_t\}_{t=0}^T$ . By the discretization, we know from Lipschitz continuity of loss functions that,

$$\left| \min_{\alpha \in \mathcal{A}} \sum_{t=0}^T l_t(\alpha) - \min_{\alpha' \in \mathcal{A}'} \sum_{t=0}^T l_t(\alpha') \right| \leq (T+1)G\epsilon.$$

Based on the well known result of Follow-the-Leader algorithms (Shalev-Shwartz et al., 2012, Lemma 2.1), we know that

$$\sum_{t=0}^T l_t(\alpha'_{t+1}) \leq \min_{\alpha' \in \mathcal{A}'} \sum_{t=0}^T l_t(\alpha').$$

and thus

$$\sum_{t=0}^T l_t(\alpha'_{t+1}) \leq \min_{\alpha \in \mathcal{A}} \sum_{t=0}^T l_t(\alpha) + (T+1)G\epsilon.$$



We further have

$$\sum_{t=0}^T l_t(\alpha'_t) - \min_{\alpha \in \mathcal{A}} \sum_{t=0}^T l_t(\alpha) \leq \sum_{t=0}^T l_t(\alpha'_t) - \sum_{t=0}^T l_t(\alpha'_{t+1}) + (T+1)G\epsilon.$$

Based on the well-known results of Follow-the-Regularized Leader algorithms (see [Shalev-Shwartz et al. \(2012, Lemma 2.3\)](#) and [Kalai & Vempala \(2003\)](#)), we have the following expected regret of Algorithm 1 with grid search approximation, from the above inequality that

$$\begin{aligned} & \mathbb{E} \left[ \sum_{t=1}^T l_t(\alpha'_t) - \min_{\alpha \in \mathcal{A}} \sum_{t=1}^T l_t(\alpha) \right] \\ & \leq \mathbb{E} [-\sigma\alpha^* + \sigma\alpha_1] + \sum_{t=1}^T \mathbb{E} [l_t(\alpha'_t) - l_t(\alpha'_{t+1})] + (T+1)G\epsilon, \end{aligned}$$

where  $\alpha^* \in \arg \min \{ \sum_{t=1}^T l_t(\alpha), \alpha \in \mathcal{A} \}$ . Based on [Agarwal et al. \(2019, Theorem 1\)](#), the first two terms at the right-hand side of the above inequality can achieve a complexity  $O(T^{1/2})$ . If we choose  $\epsilon = O(T^{-1/2})$ , then the expected regret preserves the  $O(T^{1/2})$  complexity.  $\square$

**Proof of Theorem 1** By replacing  $\alpha$  with  $1 - \alpha$  in Theorem 1, we have

$$\begin{aligned} & \max \{ 1 - \alpha : \text{CVaR}_{1-\alpha}(X_{t-1} - \tau_t) \leq 0 \} \\ & = \max \left\{ 1 - \alpha : \exists y \leq 0 : y + \frac{1}{\alpha} \mathbb{E} [(X_{t-1} - \tau_t - y)_+] \leq 0 \right\} \\ & = \max \left\{ 1 - \alpha : \exists y \leq 0 : -1 + \frac{1}{\alpha} \mathbb{E} [(-(X_{t-1} - \tau_t)/y + 1)_+] \leq 0 \right\} \\ & = \max \{ 1 - \alpha : \exists y \leq 0 : 1 - \alpha \leq 1 - \mathbb{E} [(-(X_{t-1} - \tau_t)/y + 1)_+] \} \\ & = \max_{b \geq 0} \{ 1 - \mathbb{E} [(b(X_{t-1} - \tau_t) + 1)_+] \}. \end{aligned}$$

Thus problem  $\max \{ \alpha : \text{CVaR}_\alpha(X_{t-1}) \leq \tau_t \}$  is equivalent to  $\min_{b \geq 0} \mathbb{E} [(b(X_{t-1} - \tau_t) + 1)_+]$ .

## E Supplementary of Experiments

| Parameter                                     | Value               |
|---|---------------------|
| Batch size                                    | 32                  |
| Replay buffer size                            | 4096                |
| Target network update speed                   | 0.01                |
| Discount factor                               | 1.0                 |
| Adam learning rate                            | 1e-3                |
| Epsilon greedy                                | 0.1 (random action) |
| Ensemble networks                             | 10                  |
| Layer size                                    | 64                  |
| Number of episodes                            | 50000               |
| (Parameters not listed are as default in IQN) |                     |

Table E1: Hyper-parameters in Knapsack

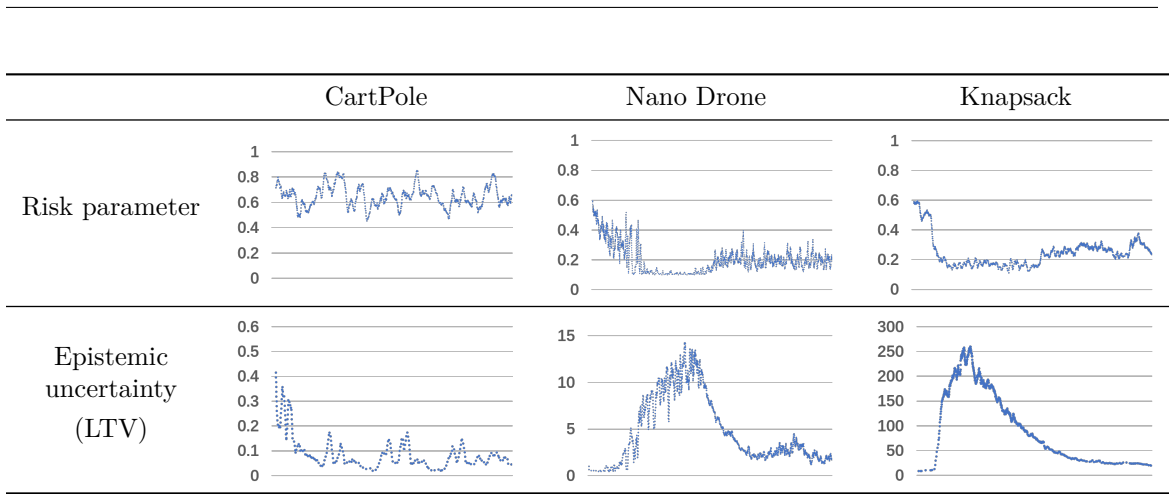


Table E2: Relation between risk parameters and epistemic uncertainty