

# FAST-DETECTGPT: EFFICIENT ZERO-SHOT DETECTION OF MACHINE-GENERATED TEXT VIA CONDITIONAL PROBABILITY CURVATURE

**Guangsheng Bao**

Zhejiang University  
School of Engineering, Westlake University  
baoguangsheng@westlake.edu.cn

**Yanbin Zhao**

School of Mathematics, Physics and Statistics  
Shanghai Polytechnic University  
zhaoyb553@nenu.edu.cn

**Zhiyang Teng**

Nanyang Technological University  
zhiyang.teng@ntu.edu.sg

**Linyi Yang, Yue Zhang\***

School of Engineering, Westlake University  
Institute of Advanced Technology, Westlake Institute for Advanced Study  
{yanglinyi, zhangyue}@westlake.edu.cn

## ABSTRACT

Large language models (LLMs) have shown the ability to produce fluent and coherent content, presenting both productivity opportunities and societal risks. To build trustworthy AI systems, it is imperative to distinguish between machine-generated and human-authored content. The leading zero-shot detector, DetectGPT (Mitchell et al., 2023), showcases commendable performance but is marred by its intensive computational costs. In this paper, we introduce the concept of *conditional probability curvature* to elucidate discrepancies in word choices between LLMs and humans within a given context. Utilizing this curvature as a foundational metric, we present *Fast-DetectGPT*<sup>1</sup>, an optimized zero-shot detector, which substitutes DetectGPT’s perturbation step with a more efficient sampling step. Our evaluations on various datasets, source models, and test conditions indicate that Fast-DetectGPT not only outperforms DetectGPT in both the white-box and black-box settings but also accelerates the detection process by a factor of 340, as detailed in Table 1.

Method	5-Model Generations ↑	ChatGPT/GPT-4 Generations ↑	Speedup ↑
DetectGPT	0.9554	0.7225	1x
Fast-DetectGPT	<b>0.9887</b> (relative↑ 74.7%)	<b>0.9338</b> (relative↑ 76.1%)	<b>340x</b>

Table 1: Detection accuracy (measured in AUROC) and computational speedup for machine-generated text detection. The *white-box setting* (directly using the source model) is applied to the methods detecting generations produced by five source models (5-model), whereas the *black-box setting* (utilizing surrogate models) targets ChatGPT and GPT-4 generations. Results are averaged from data in Table 2 for the 5-model generations and Table 3 for ChatGPT/GPT-4. Speedup assessments were conducted using the XSum news dataset, with computations on a Tesla A100 GPU.

\*Corresponding author.

<sup>1</sup>The code and test sets are released at <https://github.com/baoguangsheng/fast-detect-gpt>.

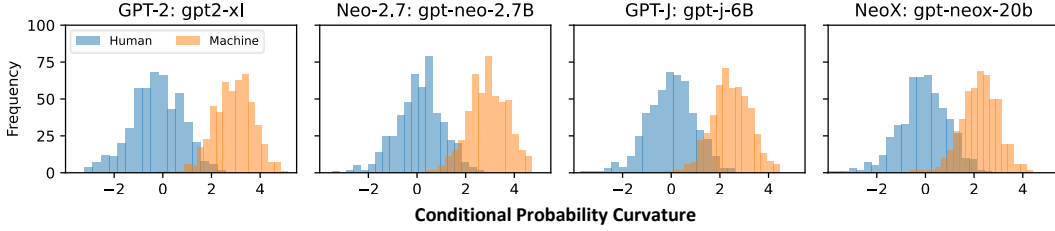


Figure 1: Distribution of *conditional probability curvatures* of the original human-written passages and the machine-generated passages by four source models on 30-token prefix from XSum.

## 1 INTRODUCTION

Large language models (LLMs) like ChatGPT (OpenAI, 2022), PaLM (Chowdhery et al., 2022), and GPT-4 (OpenAI, 2023) have dramatically influenced both industrial and academic landscapes. These models have transformed productivity in diverse fields such as news reporting, story writing, and academic research (M Alshater, 2022; Yuan et al., 2022; Christian, 2023). However, their misuse also introduces concerns—especially regarding fake news (Ahmed et al., 2021), malicious product reviews (Adelani et al., 2020), and plagiarism (Lee et al., 2023). The sheer fluency and coherence of content generated by these models make it challenging, even for experts, to determine its human or machine origin (Ippolito et al., 2020; Shahid et al., 2022). Addressing this issue necessitates reliable machine-generated text detection methods (Kaur et al., 2022).

Existing detectors can be grouped into two main categories: supervised classifiers (Solaiman et al., 2019; Fagni et al., 2021; Mitrović et al., 2023) and zero-shot classifiers (Gehrmann et al., 2019; Mitchell et al., 2023; Su et al., 2023). While supervised classifiers excel within their specific training domains, they falter when confronted with text from diverse domains or unfamiliar models (Bakhtin et al., 2019; Uchendu et al., 2020; Pu et al., 2023). Zero-shot classifiers, using a pre-trained language model directly without finetuning, are immune to domain-specific degradation and are on par with supervised classifiers on detection accuracy. This stems from their need for “universal features” that can function across multiple domains and languages (Gehrmann et al., 2019; Mitchell et al., 2023).

A typical zero-shot classifier, DetectGPT (Mitchell et al., 2023), works under the assumption that machine-generated text variations typically have lower model probability than the original, while human-written ones could go either way. Despite its effectiveness, employing probability curvature demands the execution of around one hundred model calls or interactions with services such as the OpenAI API to create the perturbation texts, leading to **prohibitive computational costs**.

In this paper, we posit a **new hypothesis** for detecting machine-generated text. By viewing text generation as a sequential decision-making process on tokens, our core assertion is that humans and machines exhibit discernible differences in token choice given a context. More specifically, machines lean towards tokens with higher statistical probability due to their pre-training on large-scale human-written corpus, while humans individually exhibit no such bias because they craft sentences based on underlying meanings, intentions, and contexts rather than data statistics. As a consequence, the source (whether human or machine) of a chosen token  $x_j$  can be discerned by comparing the conditional probability of the token  $p(x_j|x_{<j})$  against the conditional probabilities of alternative tokens  $p(\tilde{x}_j|x_{<j})$ . Namely, the conditional probability function  $p(\tilde{x}|x)$  reaches its maximum point at a machine-generated  $x$  (evidenced by a positive curvature at that point). Our empirical observation supports this hypothesis across diverse datasets and models, as Figure 1 illustrates. Specifically, the *conditional probability curvature* of machine-generated texts typically hovers around 3, whereas human-generated texts exhibit curvatures close to 0.

According to the above observation, we present **Fast-DetectGPT**, aiming to classify if a *passage* was produced by a particular *source model*, as outlined in Figure 2. In contrast to DetectGPT, our approach begins by sampling alternative word choices at each token (step 1). Subsequently, we assess the conditional probabilities of these generated samples (step 2) and combine them to arrive at a detection decision (step 3). Our empirical evaluation demonstrates the superior detection accuracy of Fast-DetectGPT over DetectGPT, showcasing a noteworthy relative boost of about 75% in both white-box and black-box settings. Intriguingly, in the black-box setting, Fast-DetectGPT

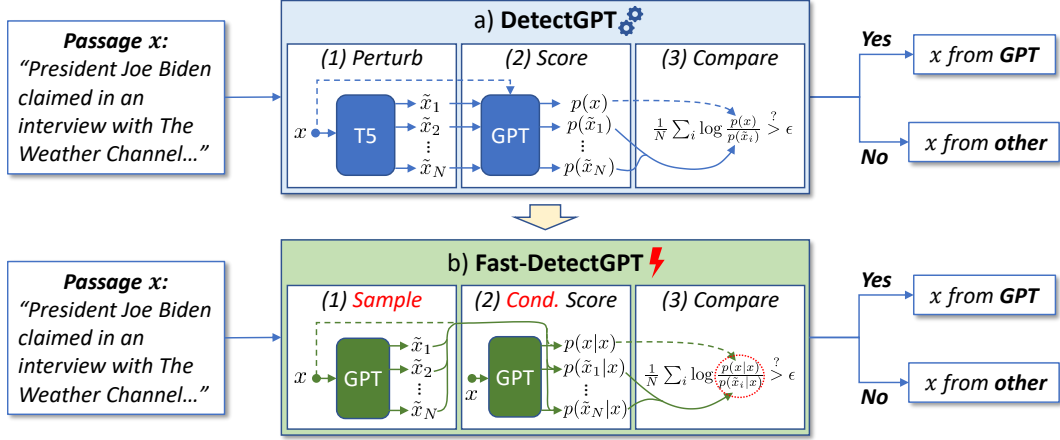


Figure 2: *Fast-DetectGPT* v.s. *DetectGPT* (Mitchell et al., 2023). *Fast-DetectGPT* uses a **conditional probability function**  $p(\tilde{x}|x)$  as defined in Eq. 2. Notably, *Fast-DetectGPT* invokes the sampling GPT *once* to generate *all* samples and similarly calls the scoring GPT *once* to evaluate *all* samples, while *DetectGPT* interacts with the perturbation model T5 to produce *one* perturbation per call, and summons the scoring model GPT for each perturbation assessment. The threshold  $\epsilon$  should be chosen to balance the false and true positive rates in practice.

even trumps *DetectGPT*’s white-box performance by an average of 28%. Moreover, it aptly flags 80% of ChatGPT-crafted content, while only misidentifying 1% of human compositions.

Our main contributions are threefold: 1) unveiling and validation a new hypothesis that *human and machine select words differently given a context*, 2) proposing *conditional probability curvature* as a new feature to detect machine-generated text, *reducing the detection cost by two orders of magnitude*, and 3) achieving *the best average detection accuracy in both white-box and black-box settings* compare to existing zero-shot text detectors.

## 2 METHOD

### 2.1 TASK AND SETTINGS

Our objective is the zero-shot detection of machine-generated text, treating the challenge as a binary classification problem (detailed in Appendix A.1). Given a passage  $x$ , which may be human-authored or produced by a source model, the goal is to discern whether it is machine-generated.

In the **white-box setting**, we have the privilege of accessing the possible source model that a passage is either written by a human or generated by this source model. We use the source model to aid in scoring the candidate passage to inform the classification decision in the setting.

Conversely, in the **black-box setting**, we operate without access to the source model. Instead, we rely on surrogate models to score the passage. Underpinning this approach is the assumption that language models, due to their training on vast human-authored corpora, inherently share characteristic features.

### 2.2 DETECTGPT BASELINE

Formally, given an input passage  $x$  and the possible source model  $p_\theta$ , *DetectGPT* uses the source model for scoring (the white-box setting). Together with a predefined perturbation model  $q_\varphi$ , *DetectGPT* encapsulates the *probability curvature* as:

$$\mathbf{d}(x, p_\theta, q_\varphi) = \log p_\theta(x) - \mathbb{E}_{\tilde{x} \sim q_\varphi(\cdot|x)} [\log p_\theta(\tilde{x})], \quad (1)$$

where  $\tilde{x}$  is a perturbation produced by the masked language model  $q_\varphi(\cdot|x)$ . When  $x$  emerges from sampling from the source model  $p_\theta$ ,  $\mathbf{d}(x, p_\theta, q_\varphi)$  tends to be positive, while for passage  $x$  written

by human,  $\mathbf{d}(x, p_\theta, q_\varphi)$  tends to be zero.  $p_\theta$  is also called the scoring model in this method, which is used to score the log probabilities.

**The Detection Process.** To estimate the expectation  $\mathbb{E}_{\tilde{x} \sim q_\varphi(\cdot|x)} \log p_\theta(\tilde{x})$ , DetectGPT employs a sampling approach. Typically, it generates around a hundred variations of the input text  $x$  and then computes the average of the log probabilities associated with these variations. The detection process is summarized as Figure 2a, where DetectGPT advocates a *three-step detection process*, which include: 1) Perturb – generating slight rewrites of the original text using a pre-trained mask language model; 2) Score – evaluating the probability of the text and its rewrites using a pre-trained GPT language model; 3) Compare – estimating the probability curvature and making the final decision accordingly.

**The Challenge.** The probability function  $p_\theta(\tilde{x})$  models  $\tilde{x}$  in a Markov chain. Even if disparities between  $\tilde{x}$  and  $x$  are slight, amounting to changes in merely about 15% of the tokens, the entire Markov chain demands reevaluation for accurate probability estimation. This slight variation within the Markov chain mandates invoking the scoring model afresh for each variation, as the Score step in Figure 2a denotes. In this paper, we deviate from assessing the probability function across the entire Markov chain. Instead, we focus on evaluating the conditional probability function for each individual token, thereby eliminating the need for repetitive scoring.

### 2.3 FAST-DETECTGPT

Fast-DetectGPT operates on the premise that humans and machines tend to select different words during the text-generation process, with machines exhibiting a propensity for choosing words with higher model probabilities. The hypothesis is rooted in the fact that LLMs, pre-trained on the large-scale corpus, mirror human collective writing behaviors instead of human individual writing behavior, resulting in a discrepancy in their word choices given a context.

The hypothesis is also substantiated to some extent by prior observations in the literature (Gehrmann et al., 2019; Hashimoto et al., 2019; Solaiman et al., 2019; Mitrović et al., 2023; Mitchell et al., 2023), which have indicated that machine-generated text typically boasts a higher average log probability (or lower perplexity) than human-written text. However, instead of solely relying on the assumption of a higher average log probability for machine-generated text, our approach posits the presence of a positive curvature within the conditional probability function specifically for machine-generated text.

Given a passage  $x$  and a model  $p_\theta$ , we define the *conditional probability function* as

$$p_\theta(\tilde{x}|x) = \prod_j p_\theta(\tilde{x}_j|x_{<j}), \quad (2)$$

where the tokens  $\tilde{x}_j$  are independently predicted given  $x$ . As a special case,  $p_\theta(x|x)$  equals to  $p_\theta(x)$ .

Specifically, we replace the probability function  $p_\theta(\tilde{x})$  in DetectGPT with the conditional probability function  $p_\theta(\tilde{x}|x)$ . We estimate the curvature at the point  $x$  by comparing the value of  $p_\theta(x|x)$  with the values of alternative token choices  $p_\theta(\tilde{x}|x)$ . If  $p_\theta(x|x)$  has a bigger value than  $p_\theta(\tilde{x}|x)$ , the function has a positive curvature at the point  $x$ , indicating that  $x$  is more likely machine-generated. Otherwise, the function has a close-to-zero curvature at the point  $x$ , suggesting that  $x$  is more likely human-written. We demonstrate the curvature distributions of human-written and machine-generated texts in Figure 1, where we can see that human-written texts are concentrated around the zero curvature.

Formally, given an input passage  $x$  and the possible source model  $p_\theta$  (the white-box setting), we quantify the *conditional probability curvature* as

$$\mathbf{d}(x, p_\theta, q_\varphi) = \frac{\log p_\theta(x) - \tilde{\mu}}{\tilde{\sigma}}, \quad (3)$$

where

$$\tilde{\mu} = \mathbb{E}_{\tilde{x} \sim q_\varphi(\tilde{x}|x)} [\log p_\theta(\tilde{x}|x)] \quad \text{and} \quad \tilde{\sigma}^2 = \mathbb{E}_{\tilde{x} \sim q_\varphi(\tilde{x}|x)} [(\log p_\theta(\tilde{x}|x) - \tilde{\mu})^2]. \quad (4)$$

$\tilde{\mu}$  denotes the expected score of samples  $\tilde{x}$  generated by the sampling model  $q_\varphi(\cdot|x)$ , and  $\tilde{\sigma}^2$  the expected variance of the scores. We approximate  $\tilde{\mu}$  using the average log probability of the random samples, and  $\tilde{\sigma}^2$  using the mean of sample variances.

**Algorithm 1** Fast-DetectGPT machine-generated text detection.

---

**Input:** passage  $x$ , sampling model  $q_\varphi$ , scoring model  $p_\theta$ , and decision threshold  $\epsilon$   
**Output:** True – probably machine-generated, False – probably human-written.

```

1: function FASTDETECTGPT( $x, q_\varphi, p_\theta$ )
2:    $\tilde{x}_i \sim q_\varphi(\tilde{x}|x), i \in [1..N]$  ▷ Conditional sampling
3:    $\tilde{\mu} \leftarrow \frac{1}{N} \sum_i \log p_\theta(\tilde{x}_i|x)$  ▷ Estimate the mean
4:    $\tilde{\sigma}^2 \leftarrow \frac{1}{N-1} \sum_i (\log p_\theta(\tilde{x}_i|x) - \tilde{\mu})^2$  ▷ Estimate the variance
5:    $\hat{\mathbf{d}}_x \leftarrow (\log p_\theta(x) - \tilde{\mu})/\tilde{\sigma}$  ▷ Estimate conditional probability curvature
6:   return  $\hat{\mathbf{d}}_x > \epsilon$ 

```

---

**The Detection Process.** As Figure 2b shows, Fast-DetectGPT proposes a new three-step detection process, including 1) *Sample* – we introduce a sampling model to generate alternative samples  $\tilde{x}$  given the condition  $x$ , 2) *Conditional Score* – the conditional probability can be easily obtained by a single forward pass of the scoring model taking  $x$  as the input. All the samples can be evaluated in the same predictive distribution, so we do not need multiple model calls, and 3) *Compare* – conditional probabilities of the passage and samples are compared to calculate the curvature. More implementation details are described in Algorithm 1.

We find that the “Sample” and “Conditional Score” steps can be merged and have an analytical solution instead of sampling approximation. Furthermore, when we use the same model for sampling and scoring, the conditional probability curvature has a close connection to the simple Likelihood and Entropy baselines. More details are discussed below.

**Analytical Solution.** The sample mean  $\tilde{\mu}$  in Eq. 4 represents the cross-entropy of distribution  $q_\varphi(\tilde{x}|x)$  and  $p_\theta(\tilde{x}|x)$ . By leveraging the conditional independence of each token, we can calculate the expectation analytically as

$$\begin{aligned} \tilde{\mu} &= \mathbb{E}_{\tilde{x} \sim q_\varphi(\tilde{x}|x)} [\log p_\theta(\tilde{x}|x)] = \sum_{\tilde{x}} q_\varphi(\tilde{x}|x) \log p_\theta(\tilde{x}|x) \\ &= \sum_j \sum_{\tilde{x}_j} q_\varphi(\tilde{x}_j|x_{<j}) \log p_\theta(\tilde{x}_j|x_{<j}) = \sum_j \tilde{\mu}_j, \end{aligned} \quad (5)$$

where  $\tilde{\mu}_j$  denotes the sample mean on the  $j$ -th token. The summation over  $\tilde{x}_j$  is computed by enumerating the tokens in the vocabulary, which can be exactly calculated.

The sample variance  $\tilde{\sigma}^2$  in Eq. 4 can also be calculated analytically

$$\begin{aligned} \tilde{\sigma}^2 &= \mathbb{E}_{\tilde{x} \sim q_\varphi(\tilde{x}|x)} [(\log p_\theta(\tilde{x}|x) - \tilde{\mu})^2] = \sum_{\tilde{x}} q_\varphi(\tilde{x}|x) (\log p_\theta(\tilde{x}|x) - \tilde{\mu})^2 \\ &= \sum_j \left( \sum_{\tilde{x}_j} q_\varphi(\tilde{x}_j|x_{<j}) \log^2 p_\theta(\tilde{x}_j|x_{<j}) - \tilde{\mu}_j^2 \right), \end{aligned} \quad (6)$$

where the summation over  $\tilde{x}_j$  can also be calculated exactly by enumerating the tokens in the vocabulary. Empirically, the analytical solution achieves a detection accuracy almost identical to the sampling approximation with 10,000 samples but further accelerates the detection process by about 10%.

**Connection to Likelihood and Entropy.** Utilizing a singular model for both sampling and scoring enables the combination of these processes into a single step, necessitating only one model call. Given this, the conditional probability curvature can be succinctly expressed as

$$\mathbf{d}(x, p_\theta) = \frac{\log p_\theta(x) - \tilde{\mu}}{\tilde{\sigma}}, \quad (7)$$

where

$$\tilde{\mu} = \mathbb{E}_{\tilde{x} \sim p_\theta(\tilde{x}|x)} [\log p_\theta(\tilde{x}|x)] \quad \text{and} \quad \tilde{\sigma}^2 = \mathbb{E}_{\tilde{x} \sim p_\theta(\tilde{x}|x)} [(\log p_\theta(\tilde{x}|x) - \tilde{\mu})^2]. \quad (8)$$

Intriguingly, the curvature’s numerator reveals itself to be the sum of the baseline methods: Likelihood ( $\log p_\theta(x)$ ) and Entropy ( $-\tilde{\mu}$ ). While Likelihood and Entropy have been established as foundational baselines for zero-shot machine-generated text detection over the years (Lavergne et al., 2008; Gehrmann et al., 2019; Hashimoto et al., 2019; Mitchell et al., 2023), the discovery that their elementary combination can yield competitive detection accuracy was unforeseen.

Method	GPT-2	OPT-2.7	Neo-2.7	GPT-J	NeoX	Avg.
<b>The White-Box Setting</b>						
Likelihood	0.9125	0.8963	0.8900	0.8480	0.7946	0.8683
Entropy	0.5174	0.4830	0.4898	0.5005	0.5333	0.5048
LogRank	0.9385	0.9223	0.9226	0.8818	0.8313	0.8993
LRR	0.9601	0.9401	0.9522	0.9179	0.8793	0.9299
NPR $\diamond$	0.9948 $\dagger$	0.9832 $\dagger$	0.9883	0.9500	0.9065	0.9645
DetectGPT (T5-3B/*) $\diamond$	0.9917	0.9758	0.9797	0.9353	0.8943	0.9554
Fast-DetectGPT (*/*)	<b>0.9967</b>	<b>0.9908</b>	0.9940 $\dagger$	<b>0.9866</b>	<b>0.9754</b>	<b>0.9887</b>
(Relative $\uparrow$ )	60.2%	62.0%	70.4%	79.3%	76.7%	74.7%
<b>The Black-Box Setting</b>						
DetectGPT (T5-3B/Neo-2.7) $\diamond$	0.8517	0.8390	0.9797	0.8575	0.8400	0.8736
Fast-DetectGPT (GPT-J/Neo-2.7)	0.9834	0.9572	<b>0.9984</b>	0.9592 $\dagger$	0.9404 $\dagger$	0.9677 $\dagger$
(Relative $\uparrow$ )	88.8%	73.4%	92.1%	71.4%	62.8%	74.5%

Table 2: Zero-shot detection on passages from *five source models*, averaging AUROCs across XSum, SQuAD, and WritingPrompts. Unless otherwise stated, the source model is employed for scoring. Exceptions include DetectGPT (T5-3B/Neo-2.7) and Fast-DetectGPT (GPT-J/Neo-2.7), which operate in a black-box setting and utilize a surrogate Neo-2.7 model for scoring. While DetectGPT leverages T5-3B for perturbation generation, Fast-DetectGPT either resorts to the source model or a surrogate GPT-J for sample generation.  $\dagger$  represents the second-best score.  $\diamond$  indicates methods that invoke models multiple times, thereby significantly increasing computational demands.

### 3 EXPERIMENTS

#### 3.1 SETTINGS

**Datasets.** We follow DetectGPT using six datasets to cover various domains and languages, including *XSum* for news articles (Narayan et al., 2018), *SQuAD* for Wikipedia contexts (Rajpurkar et al., 2016), *WritingPrompts* for story writing (Fan et al., 2018), *WMT16* English and German for different languages (Bojar et al., 2016), and *PubMedQA* for biomedical research question answering (Jin et al., 2019). We randomly sample 150 to 500 human-written examples per dataset as negative samples and produce equal numbers of positive samples by prompting the source model with the first 30 tokens of the human-written text (for PubMedQA, we only use the question as the prompt). We evaluate the methods on machine-generated text produced by different source models from 1.3B to 1,800B, described in Appendix A.2. We call most of the models locally except GPT-3, ChatGPT, and GPT-4 through OpenAI API.

**Metrics.** Instead of measuring the detection accuracy with a specific threshold ( $\epsilon$  in Figure 2), we measure the detection accuracy in the area under the receiver operating characteristic (AUROC), profiling the detectors on the whole spectrum of the thresholds. AUROC ranges from 0.0 to 1.0, mathematically denoting the probability of a random machine-generated text having a higher predicted probability of being machine-generated than a random human-written text. Typically, an AUROC of 0.5 indicates a random classifier and an AUROC of 1.0 indicates a perfect classifier.

**Baselines.** For *zero-shot classifiers*, we mainly compare Fast-DetectGPT with *DetectGPT* (Mitchell et al., 2023), as well as its enhanced variant, *NPR* (Su et al., 2023). These represent the baseline methodologies we aim to expedite. Furthermore, we juxtapose Fast-DetectGPT with established zero-shot techniques, such as *Likelihood* (mean log probabilities), *Rank* (mean token ranks when arranged in descending order by probabilities), *LogRank* (average log of ranks), *Entropy* (mean token entropy of the predictive distribution) (Gehrmann et al., 2019; Solaiman et al., 2019; Ippolito et al., 2020), and *LRR* (an amalgamation of log probability and log-rank) (Su et al., 2023). Regarding *supervised classifiers*, Fast-DetectGPT is benchmarked against existing supervised classifiers, including RoBERTa-base/large (Liu et al., 2019) and GPT-2 detectors crafted by OpenAI<sup>2</sup>.

#### 3.2 MAIN RESULTS

We generate 500 samples per dataset among XSum, SQuAD, and WritingPrompts. We compare Fast-DetectGPT and DetectGPT on both the speed and detection accuracy, where Fast-DetectGPT

<sup>2</sup><https://github.com/openai/gpt-2-output-dataset/tree/master/detector>

Method	ChatGPT				GPT-4			
	XSum	Writing	PubMed	Avg.	XSum	Writing	PubMed	Avg.
RoBERTa-base	0.9150	0.7084	0.6188	0.7474	0.6778	0.5068	0.5309	0.5718
RoBERTa-large	0.8507	0.5480	0.6731	0.6906	0.6879	0.3821	0.6067	0.5589
Likelihood (Neo-2.7)	0.9578	0.9740	0.8775	0.9364	0.7980	0.8553	0.8104	0.8212
Entropy (Neo-2.7)	0.3305	0.1902	0.2767	0.2658	0.4360	0.3702	0.3295	0.3786
LogRank(Neo-2.7)	0.9582	0.9656	0.8687	0.9308	0.7975	0.8286	0.8003	0.8088
LRR (Neo-2.7)	0.9162	0.8958	0.7433	0.8518	0.7447	0.7028	0.6814	0.7096
NPR (T5-11B/Neo-2.7)	0.7899	0.8924	0.6784	0.7869	0.5280	0.6122	0.6328	0.5910
DetectGPT (T5-11B/Neo-2.7)	0.8416	0.8811	0.7444	0.8223	0.5660	0.6217	0.6805	0.6228
Fast-Detect (GPT-J/Neo-2.7)	<b>0.9907</b>	<b>0.9916</b>	<b>0.9021</b>	<b>0.9615</b>	<b>0.9067</b>	<b>0.9612</b>	<b>0.8503</b>	<b>0.9061</b>
(Relative $\uparrow$ )	94.1%	92.9%	61.7%	78.3%	78.5%	89.7%	53.1%	75.1%

Table 3: Detection of *ChatGPT* and *GPT-4* generations. The black-box settings are used for all zero-shot methods, where the Likelihood provides the strongest baseline. A comparison of GPT-3 generation detection is provided in Appendix B.2, where we observe a similar hierarchy in accuracy.

accelerates the inference time by about 340 times and enhances the overall detection accuracy by about 75%, detailed as follows.

**White-Box Zero-Shot Machine-Generated Text Detection.** We evaluate zero-shot methods using each source model for scoring and typically Fast-DetectGPT using the source model also for sampling. The averaged scores are shown in Table 2 with more detailed results per dataset reported in Table 5 in Appendix B.1. Fast-DetectGPT achieves the best average AUROC on the three datasets, outperforming DetectGPT by a relative 74.7% and its enhanced variant, NPR, by 68.2%. Notably, larger source models amplify this relative improvement, demonstrating the advantage of Fast-DetectGPT in detecting text produced by larger models.

**Black-Box Zero-Shot Machine-Generated Text Detection.** Table 2 further contrasts Fast-DetectGPT and DetectGPT in a black-box setting, employing a surrogate model, Neo-2.7 (empirically superior among GPT-2, Neo-2.7, and GPT-J) for scoring. Fast-DetectGPT (GPT-J/Neo-2.7) achieves a relative AUROC enhancement of 74.5% over DetectGPT (T5-3B/Neo-2.7) across the datasets. Specifically, the boost in Wikipedia context (SQuAD) averages at 0.1682 AUROC (detailed in Table 5 in Appendix B.1). Moreover, Fast-DetectGPT (GPT-J/Neo-2.7) outperforms DetectGPT (T5-3B/\*) by relatively 27.6% on average. Such outcomes solidify Fast-DetectGPT’s potential in the black-box setting as a versatile text detector across diverse domains and source models.

**Ablation Study.** We study the impact of the choice of the sampling model  $q_\phi$  and the impact of the normalization  $\bar{\sigma}$  in Eq. 3 on the detection accuracy. Experiments show that a properly selected sampling model can further enhance the performance of Fast-DetectGPT in the white-box setting by relatively about 27%, while the normalization enhances the performance by 10%. More details are described in Appendix C.

### 3.3 RESULTS IN REAL-WORLD SCENARIOS

We further assess Fast-DetectGPT in a black-box setting using passages generated by GPT-3, ChatGPT, and GPT-4 to simulate real-world scenarios. Using parameters and prompts delineated in Appendix A.3, we produced 150 samples per dataset and source model. As evidenced in Table 3, Fast-DetectGPT consistently exhibits superior detection proficiency. It surpasses DetectGPT by relative AUROC margins of 78.3% for ChatGPT and 75.1% for GPT-4. When compared to the supervised detectors RoBERTa-base/large, Fast-DetectGPT achieves significantly higher accuracy. Collectively, these outcomes underscore the potential of Fast-DetectGPT working in real-world scenarios. Interestingly, the Likelihood detector emerges as the strongest baseline, which diverges from the results on offline source models presented in Table 2, where Likelihood trails DetectGPT and NPR. A consistent trend is evident with GPT-3 generations (Appendix B.2). In comparison, Fast-DetectGPT offers more robust and consistent performance on both offline and online source models.

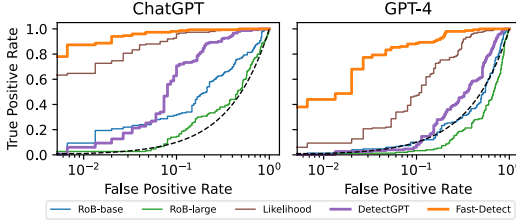


Figure 3: ROC curves in log scale evaluated on stories (WritingPrompts), where the dash lines denote the random classifier.

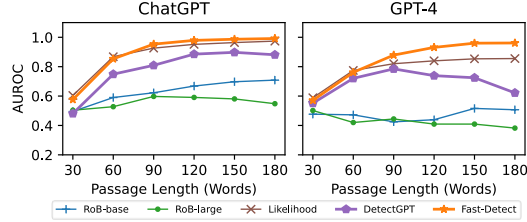


Figure 4: Detection accuracy (AUROC) on story passages (WritingPrompts) truncated to target number of words.

### 3.4 USABILITY ANALYSIS

**Interpretation of AUROC.** In real-world scenarios, our concern extends beyond overall detection accuracy; we are particularly interested in the recall (the true positive rate) while minimizing the likelihood of making type-I errors (achieving a low false positive rate). As depicted in Figure 3, when applied to ChatGPT-generated content, Fast-DetectGPT achieves a recall of 87% for machine-generated texts with only 1% misclassification of human-written text as machine-generated. When the tolerance for false positives increases to 10%, the recall reaches 98%. When applied to GPT-4 generations, the task becomes significantly more challenging but Fast-DetectGPT still achieves a recall of 89% on the condition of a false positive rate less than 10%. These outcomes underscore the potential of Fast-DetectGPT in effectively detecting texts generated by state-of-the-art large language models.

**Robustness on Different Passage Lengths.** Zero-shot detectors are supposed to perform worse on shorter passages due to their statistical nature. We conduct evaluations by truncating the passages to various target lengths. As Figure 4 illustrates, the detectors show consistent trends on passages produced by ChatGPT, where the detection accuracy generally increases for longer passages. In contrast, on passages from GPT-4, the detectors show inconsistent trends. Specifically, the supervised detectors show a performance decline when the passage length increases, while DetectGPT experiences an increase at the beginning followed by an unexpected decrease when the passage length exceeds 90 words. We speculate the non-monotonic trends of the supervised detectors and DetectGPT are rooted in their perspective on handling the passages as a whole chain of tokens, which does not generalize to different lengths. In contrast, Fast-DetectGPT exhibits a consistent, monotonic increase in accuracy as passage length grows, indicating the robust performance of Fast-DetectGPT across passages of varying lengths.

#### Robustness across Domains and Languages.

Detectors are expected to generalize to different domains and languages for higher usability. We compare Fast-DetectGPT against supervised detectors on both in-distribution and out-distribution datasets. Figure 5 reveals that Fast-DetectGPT achieves competitive detection accuracy on the in-distribution datasets XSum and WMT16-English. However, it significantly outperforms supervised detectors on the out-distribution datasets PubMedQA and WMT16-German. Moreover, it is noteworthy that Fast-DetectGPT consistently outperforms DetectGPT across all four datasets. These results underscore the robustness of Fast-DetectGPT across diverse domains and languages.

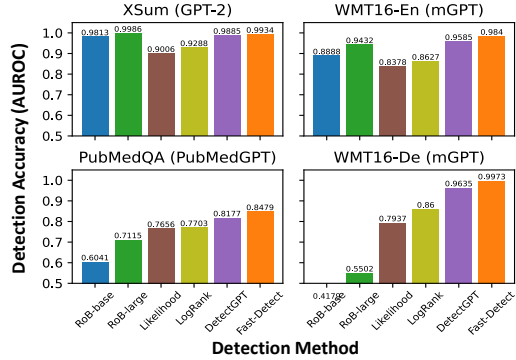


Figure 5: Compare with supervised detectors, evaluated in AUROC. We generate 200 test samples for each dataset and source model.

**Robustness against Decoding Strategies.** Machine systems employ various decoding strategies, including top- $k$  sampling, top- $p$  (Nucleus) sampling, and temperature sampling with a constant  $T$ . Our experiments evaluate these strategies using the five models and three datasets mentioned in Table 2 by setting  $k = 40$ ,  $p = 0.96$ , and  $T = 0.8$  for all cases. In the white-box setting, Fast-



DetectGPT consistently emerged superior across all sampling strategies. It surpassed DetectGPT with relative margins of 95% in Top- $p$  sampling, 81% in Top- $k$  sampling, and a striking 99% in temperature sampling, as elaborated in Table 9 in Appendix D.1. Similar relative improvements are also achieved in the black-box setting. These results underscore the consistent performance of Fast-DetectGPT in detecting text generated through diverse decoding strategies.

**Robustness under Paraphrasing Attack.** We assess Fast-DetectGPT alongside with other zero-shot methods to evaluate their resilience in the face of adversarial attacks. Following the approach outlined in Sadasivan et al. (2023), we employed a T5-based paraphraser<sup>3</sup> to paraphrase text generated by ChatGPT before detection. As shown in Table 11 (Appendix D.2), all methods witnessed a decline in detection accuracy. Specifically, RoBERTa-base’s AUROC decreases from 0.7474 to 0.6477, DetectGPT from 0.8342 to 0.5522, and Fast-DetectGPT from 0.9641 to 0.8715, where Fast-DetectGPT experiences the smallest relative downgrade. See more details in Appendix D.2.

## 4 DISCUSSION

Fast-DetectGPT in the white-box setting achieves a detection accuracy that is approximately 65% higher than its performance in the black-box setting. To exploit this potential on industrial-scale large-language models like ChatGPT and GPT-4, the industrial service could simply furnish the conditional probability curvature as a reference for determining content authorship. Integrating this feature would not impose significant additional costs, as it could leverage the predictive distribution already estimated by the service.

From the research perspective, the black-box setting may have unforeseen potential. Currently, it remains uncertain which model is best suited for this scenario. The choice may depend on factors such as the model’s size, the comprehensiveness of its training corpus, and the convergence of its training process. These factors warrant further investigation to provide clarity and guidance in the development of black-box detection methods.

**Additional Discussions.** We further discuss the broader implications of Fast-DetectGPT in *text authorship* and *watermarking* in Appendix E, and the *limitations and future work* in Appendix F.

## 5 RELATED WORK

Current research primarily concentrates on **supervised methods**, involving the training of classifiers to distinguish between machine-generated and human-written text (Jawahar et al., 2020). These classifiers are typically trained using bag-of-words (Solaiman et al., 2019; Fagni et al., 2021) or neural representations (Bakhtin et al., 2019; Solaiman et al., 2019; Uchendu et al., 2020; Ippolito et al., 2020; Fagni et al., 2021; Yan et al., 2023; Pu et al., 2023; Mitrović et al., 2023; Li et al., 2023). It has been observed that these trained classifiers often exhibit overfitting tendencies, adapting too closely to the specific distribution of text domains and source models during training (Bakhtin et al., 2019; Uchendu et al., 2020), which consequently leads to limited generalization capabilities when exposed to out-of-distribution data (Pu et al., 2023). To address this challenge, our research focuses on zero-shot detection, aiming to identify “universal features” that can be applied to different domains, source models, and languages.

Existing **zero-shot detectors** primarily rely on statistical features, leveraging pre-trained large language models to gather them. These features encompass a range of measures, including relative entropy and perplexity (Lavergne et al., 2008), bag-of-words, average probability, and top-K buckets (Gehrmann et al., 2019), likelihood (Hashimoto et al., 2019; Solaiman et al., 2019), probability curvature (Mitchell et al., 2023), and normalized log-rank perturbation (Su et al., 2023). Due to their statistical nature, zero-shot methods generally exhibit higher detection accuracy on longer passages (Lavergne et al., 2008). In this paper, we introduce a novel feature called “conditional probability curvature” for machine-generated text detection. Differing from previous probability curvature approaches that require numerous model calls, our new feature only necessitates a single model forward pass, significantly expediting the detection process. Importantly, this new feature markedly enhances detection accuracy.

<sup>3</sup>[https://huggingface.co/Vamsi/T5\\_Paraphrase\\_Paws](https://huggingface.co/Vamsi/T5_Paraphrase_Paws)

## 6 CONCLUSION

Our investigation reveals that conditional probability curvature on the token level serves as a more fundamental indicator of machine-generated texts, validating our proposed hypothesis concerning the distinction between machine and human text generation processes. Building upon this new hypothesis, our detector Fast-DetectGPT accelerates upon DetectGPT by two orders of magnitude. Experimental results further demonstrate that Fast-DetectGPT also significantly improves detection accuracy by approximately 75% in both white-box and black-box settings.

## REFERENCES

- David Ifeoluwa Adelani, Haotian Mai, Fuming Fang, Huy H Nguyen, Junichi Yamagishi, and Isao Echizen. Generating sentiment-preserving fake online reviews using neural language models and their human-and machine-based detection. In *Advanced Information Networking and Applications: Proceedings of the 34th International Conference on Advanced Information Networking and Applications (AINA-2020)*, pp. 1341–1354. Springer, 2020.
- Alim Al Ayub Ahmed, Ayman Aljabouh, Praveen Kumar Donepudi, and Myung Suh Choi. Detecting fake news using machine learning: A systematic literature review. *arXiv preprint arXiv:2102.04458*, 2021.
- Anton Bakhtin, Sam Gross, Myle Ott, Yuntian Deng, Marc’Aurelio Ranzato, and Arthur Szlam. Real or fake? learning to discriminate machine from human generated text. *arXiv preprint arXiv:1906.03351*, 2019.
- Sid Black, Gao Leo, Phil Wang, Connor Leahy, and Stella Biderman. GPT-Neo: Large Scale Autoregressive Language Modeling with Mesh-Tensorflow, March 2021.
- Sidney Black, Stella Biderman, Eric Hallahan, Quentin Anthony, Leo Gao, Laurence Golding, Horace He, Connor Leahy, Kyle McDonell, Jason Phang, et al. Gpt-neox-20b: An open-source autoregressive language model. In *Proceedings of BigScience Episode# 5–Workshop on Challenges & Perspectives in Creating Large Language Models*, pp. 95–136, 2022.
- Ondřej Bojar, Rajen Chatterjee, Christian Federmann, Yvette Graham, Barry Haddow, Matthias Huck, Antonio Jimeno Yepes, Philipp Koehn, Varvara Logacheva, Christof Monz, et al. Findings of the 2016 conference on machine translation. In *Proceedings of the First Conference on Machine Translation: Volume 2, Shared Task Papers*, pp. 131–198, 2016.
- Elliot Bolton, David Hall, Michihiro Yasunaga, Tony Lee, Chris Manning, and Percy Liang. Stanford CRFM Introduces PubMedGPT 2.7B. <https://hai.stanford.edu/news/stanford-crfm-introduces-pubmedgpt-27b>, December 2022.
- Tom Brown, Benjamin Mann, Nick Ryder, Melanie Subbiah, Jared D Kaplan, Prafulla Dhariwal, Arvind Neelakantan, Pranav Shyam, Girish Sastry, Amanda Askell, et al. Language models are few-shot learners. *Advances in neural information processing systems*, 33:1877–1901, 2020.
- Aakanksha Chowdhery, Sharan Narang, Jacob Devlin, Maarten Bosma, Gaurav Mishra, Adam Roberts, Paul Barham, Hyung Won Chung, Charles Sutton, Sebastian Gehrmann, et al. Palm: Scaling language modeling with pathways. *arXiv preprint arXiv:2204.02311*, 2022.
- Jon Christian. Cnet secretly used ai on articles that didn’t disclose that fact, staff say. *Futurism*, January, 2023.
- Tiziano Fagni, Fabrizio Falchi, Margherita Gambini, Antonio Martella, and Maurizio Tesconi. Tweepfake: About detecting deepfake tweets. *Plos one*, 16(5):e0251415, 2021.
- Angela Fan, Mike Lewis, and Yann Dauphin. Hierarchical neural story generation. In *Proceedings of the 56th Annual Meeting of the Association for Computational Linguistics (Volume 1: Long Papers)*. Association for Computational Linguistics, 2018.
- Leo Gao, Stella Biderman, Sid Black, Laurence Golding, Travis Hoppe, Charles Foster, Jason Phang, Horace He, Anish Thite, Noa Nabeshima, et al. The pile: An 800gb dataset of diverse text for language modeling. *arXiv preprint arXiv:2101.00027*, 2020.

- Sebastian Gehrmann, Hendrik Strobelt, and Alexander M Rush. Gltr: Statistical detection and visualization of generated text. In *Proceedings of the 57th Annual Meeting of the Association for Computational Linguistics: System Demonstrations*, pp. 111–116, 2019.
- Tatsunori B Hashimoto, Hugh Zhang, and Percy Liang. Unifying human and statistical evaluation for natural language generation. *arXiv preprint arXiv:1904.02792*, 2019.
- Daphne Ippolito, Daniel Duckworth, Chris Callison-Burch, and Douglas Eck. Automatic detection of generated text is easiest when humans are fooled. In *Proceedings of the 58th Annual Meeting of the Association for Computational Linguistics*, pp. 1808–1822, 2020.
- Ganesh Jawahar, Muhammad Abdul-Mageed, and VS Laks Lakshmanan. Automatic detection of machine generated text: A critical survey. In *Proceedings of the 28th International Conference on Computational Linguistics*, pp. 2296–2309, 2020.
- Qiao Jin, Bhuwan Dhingra, Zhengping Liu, William Cohen, and Xinghua Lu. Pubmedqa: A dataset for biomedical research question answering. In *Proceedings of the 2019 Conference on Empirical Methods in Natural Language Processing and the 9th International Joint Conference on Natural Language Processing (EMNLP-IJCNLP)*, pp. 2567–2577, 2019.
- Davinder Kaur, Suleyman Uslu, Kaley J Rittichier, and Arjan Duresi. Trustworthy artificial intelligence: a review. *ACM Computing Surveys (CSUR)*, 55(2):1–38, 2022.
- Hugo Laurençon, Lucile Saulnier, Thomas Wang, Christopher Akiki, Albert Villanova del Moral, Teven Le Scao, Leandro Von Werra, Chenghao Mou, Eduardo González Ponferrada, Huu Nguyen, et al. The bigscience roots corpus: A 1.6 tb composite multilingual dataset. *Advances in Neural Information Processing Systems*, 35:31809–31826, 2022.
- Thomas Lavergne, Tanguy Urvoy, and François Yvon. Detecting fake content with relative entropy scoring. In *Proceedings of the 2008 International Conference on Uncovering Plagiarism, Authorship and Social Software Misuse-Volume 377*, pp. 27–31, 2008.
- Jooyoung Lee, Thai Le, Jinghui Chen, and Dongwon Lee. Do language models plagiarize? In *Proceedings of the ACM Web Conference 2023*, pp. 3637–3647, 2023.
- Yafu Li, Qintong Li, Leyang Cui, Wei Bi, Longyue Wang, Linyi Yang, Shuming Shi, and Yue Zhang. Deepfake text detection in the wild. *arXiv preprint arXiv:2305.13242*, 2023.
- Yinhan Liu, Myle Ott, Naman Goyal, Jingfei Du, Mandar Joshi, Danqi Chen, Omer Levy, Mike Lewis, Luke Zettlemoyer, and Veselin Stoyanov. Roberta: A robustly optimized bert pretraining approach. *arXiv preprint arXiv:1907.11692*, 2019.
- Muneer M Alshater. Exploring the role of artificial intelligence in enhancing academic performance: A case study of chatgpt. *Available at SSRN*, 2022.
- Eric Mitchell, Yoonho Lee, Alexander Khazatsky, Christopher D Manning, and Chelsea Finn. Detectgpt: Zero-shot machine-generated text detection using probability curvature. *arXiv preprint arXiv:2301.11305*, 2023.
- Sandra Mitrović, Davide Andreoletti, and Omran Ayoub. Chatgpt or human? detect and explain. explaining decisions of machine learning model for detecting short chatgpt-generated text. *arXiv preprint arXiv:2301.13852*, 2023.
- Shashi Narayan, Shay B Cohen, and Mirella Lapata. Don’t give me the details, just the summary! topic-aware convolutional neural networks for extreme summarization. In *Proceedings of the 2018 Conference on Empirical Methods in Natural Language Processing*, pp. 1797–1807, 2018.
- OpenAI. ChatGPT. <https://chat.openai.com/>, December 2022.
- OpenAI. GPT-4 Technical Report. *arXiv preprint arXiv:2303.08774*, 2023.
- Long Ouyang, Jeffrey Wu, Xu Jiang, Diogo Almeida, Carroll Wainwright, Pamela Mishkin, Chong Zhang, Sandhini Agarwal, Katarina Slama, Alex Ray, et al. Training language models to follow instructions with human feedback. *Advances in Neural Information Processing Systems*, 35: 27730–27744, 2022.

- Jiameng Pu, Zain Sarwar, Sifat Muhammad Abdullah, Abdullah Rehman, Yoonjin Kim, Parantapa Bhattacharya, Mobin Javed, and Bimal Viswanath. Deepfake text detection: Limitations and opportunities. In *2023 IEEE Symposium on Security and Privacy (SP)*, pp. 1613–1630. IEEE, 2023.
- Alec Radford, Jeffrey Wu, Rewon Child, David Luan, Dario Amodei, Ilya Sutskever, et al. Language models are unsupervised multitask learners. *OpenAI blog*, 1(8):9, 2019.
- Pranav Rajpurkar, Jian Zhang, Konstantin Lopyrev, and Percy Liang. Squad: 100,000+ questions for machine comprehension of text. In *Proceedings of the 2016 Conference on Empirical Methods in Natural Language Processing*, pp. 2383–2392, 2016.
- Vinu Sankar Sadasivan, Aounon Kumar, Sriram Balasubramanian, Wenxiao Wang, and Soheil Feizi. Can ai-generated text be reliably detected? *arXiv preprint arXiv:2303.11156*, 2023.
- Teven Le Scao, Angela Fan, Christopher Akiki, Ellie Pavlick, Suzana Ilić, Daniel Hesslow, Roman Castagné, Alexandra Sasha Luccioni, François Yvon, Matthias Gallé, et al. Bloom: A 176b-parameter open-access multilingual language model. *arXiv preprint arXiv:2211.05100*, 2022.
- Wajiha Shahid, Yiran Li, Dakota Staples, Gulshan Amin, Saqib Hakak, and Ali Ghorbani. Are you a cyborg, bot or human?—a survey on detecting fake news spreaders. *IEEE Access*, 10: 27069–27083, 2022.
- Oleh Shliachko, Alena Fenogenova, Maria Tikhonova, Vladislav Mikhailov, Anastasia Kozlova, and Tatiana Shavrina. mgpt: Few-shot learners go multilingual. *arXiv preprint arXiv:2204.07580*, 2022.
- Irene Solaiman, Miles Brundage, Jack Clark, Amanda Askell, Ariel Herbert-Voss, Jeff Wu, Alec Radford, Gretchen Krueger, Jong Wook Kim, Sarah Kreps, et al. Release strategies and the social impacts of language models. *arXiv preprint arXiv:1908.09203*, 2019.
- Jinyan Su, Terry Yue Zhuo, Di Wang, and Preslav Nakov. Detectllm: Leveraging log rank information for zero-shot detection of machine-generated text. *arXiv preprint arXiv:2306.05540*, 2023.
- Hugo Touvron, Thibaut Lavril, Gautier Izacard, Xavier Martinet, Marie-Anne Lachaux, Timothée Lacroix, Baptiste Rozière, Naman Goyal, Eric Hambro, Faisal Azhar, et al. Llama: Open and efficient foundation language models. *arXiv preprint arXiv:2302.13971*, 2023a.
- Hugo Touvron, Louis Martin, Kevin Stone, Peter Albert, Amjad Almahairi, Yasmine Babaei, Nikolay Bashlykov, Soumya Batra, Prajjwal Bhargava, Shruti Bhosale, et al. Llama 2: Open foundation and fine-tuned chat models. *arXiv preprint arXiv:2307.09288*, 2023b.
- Adaku Uchendu, Thai Le, Kai Shu, and Dongwon Lee. Authorship attribution for neural text generation. In *Proceedings of the 2020 conference on empirical methods in natural language processing (EMNLP)*, pp. 8384–8395, 2020.
- Ben Wang and Aran Komatsuzaki. GPT-J-6B: A 6 Billion Parameter Autoregressive Language Model. <https://github.com/kingoflolz/mesh-transformer-jax>, May 2021.
- Jason Wei, Maarten Bosma, Vincent Y Zhao, Kelvin Guu, Adams Wei Yu, Brian Lester, Nan Du, Andrew M Dai, and Quoc V Le. Finetuned language models are zero-shot learners. *arXiv preprint arXiv:2109.01652*, 2021.
- Duanli Yan, Michael Fauss, Jiangang Hao, and Wenju Cui. Detection of ai-generated essays in writing assessment. *Psychological Testing and Assessment Modeling*, 65(2):125–144, 2023.
- Ann Yuan, Andy Coenen, Emily Reif, and Daphne Ippolito. Wordcraft: story writing with large language models. In *27th International Conference on Intelligent User Interfaces*, pp. 841–852, 2022.
- Susan Zhang, Stephen Roller, Naman Goyal, Mikel Artetxe, Moya Chen, Shuohui Chen, Christopher Dewan, Mona Diab, Xian Li, Xi Victoria Lin, et al. Opt: Open pre-trained transformer language models. *arXiv preprint arXiv:2205.01068*, 2022.

## A EXPERIMENTAL SETTINGS

### A.1 ZERO-SHOT DETECTION TASK AND SETTINGS

Our research centers on zero-shot detection of machine-generated text, under the premise that our model has not undergone training using any machine-generated text. This distinguishes our approach from conventional supervised methods, which commonly employ discriminative training strategies to acquire specific syntactic or semantic attributes customized for machine-generated text. In contrast, our zero-shot methodology capitalizes on the inherent capabilities of large language models to identify anomalies that function as markers of machine-generated content.

**The White-box Setting.** Conventional zero-shot methodologies often operate under the assumption that the source model responsible for generating machine-generated text is accessible. We refer to this context as the *white-box setting*, where the primary goal is to distinguish machine-generated texts produced by the source model from those generated by humans. In this white-box setting, our detection decisions are dependent on the source model, but it is not mandatory to possess detailed knowledge of the source model’s architecture and parameters. For instance, within the white-box framework, a system like DetectGPT utilizes the OpenAI API to identify text generated by GPT-3, without requiring extensive knowledge of the inner workings of GPT-3.

**The Black-box Setting.** In real-world situations, there could be instances where we lack knowledge about the specific source models employed for content generation. This necessitates the development of a versatile detector capable of identifying texts generated by a variety of automated systems. We term this scenario the *black-box setting*, where the objective is to differentiate between machine-generated texts produced by diverse, unidentified models and those composed by humans. In this context, the term “black box” signifies that we lack access to information about the source model or any details pertaining to it.

### A.2 OFFLINE AND ONLINE SOURCE MODELS

Model	Model File/Service	Parameters	Training Corpus
mGPT (Shliazhko et al., 2022)	sberbank-ai/mGPT	1.3B	Wikipedia and Colossal Clean Crawled corpus.
GPT-2 (Radford et al., 2019)	gpt2-xl	1.5B	English WebText without Wikipedia.
PubMedGPT (Bolton et al., 2022)	stanford-crfm/pubmedgpt	2.7B	Biomedical abstracts and papers from the Pile.
OPT-2.7 (Zhang et al., 2022)	facebook/opt-2.7b	2.7B	A larger dataset including the Pile.
Neo-2.7 (Black et al., 2021)	EleutherAI/gpt-neo-2.7B	2.7B	The Pile (Gao et al., 2020).
GPT-J (Wang & Komatsuzaki, 2021)	EleutherAI/gpt-j-6B	6B	The Pile (Gao et al., 2020).
BLOOM-7.1 (Scao et al., 2022)	bigscience/bloom-7b1	7.1B	ROOTS corpus (Laurençon et al., 2022).
OPT-13 (Zhang et al., 2022)	facebook/opt-13b	13B	A larger dataset including the Pile.
Llama-13 (Touvron et al., 2023a)	huggyllama/llama-13b	13B	CommonCrawl, C4, Github, Wikipedia, Books, ...
Llama2-13 (Touvron et al., 2023b)	TheBloke/Llama-2-13B-fp16	13B	A new mix of publicly available online data.
NeoX (Black et al., 2022)	EleutherAI/gpt-neox-20b	20B	The Pile (Gao et al., 2020).
GPT-3 (Brown et al., 2020)	OpenAI/davinci	175B	CommonCrawl, WebText, English Wikipedia, ...
ChatGPT (OpenAI, 2022)	OpenAI/gpt-3.5-turbo	175B	CommonCrawl, WebText, English Wikipedia, ...
GPT-4 (OpenAI, 2023)	OpenAI/gpt-4	1,800B	NA

Table 4: Details of the source models that is used to produce machine-generated text.

We assess the performance of our methodologies using text generations sourced from various models, as outlined in Table 4. These models are arranged in order of their parameter count, with those having fewer than 20 billion parameters being run locally on a Tesla A100 GPU (80G). For models with over 6 billion parameters, we employ half-precision (float16), otherwise, we use full-precision (float32).

In the case of larger models like GPT-3, ChatGPT, and GPT-4, we utilize the OpenAI API for the evaluations. Additionally, we provide information about the training corpus associated with each model, which we believe is pertinent for understanding the detection accuracy of different sampling and scoring models when applied to text generations originating from diverse source models, domains, and languages.

### A.3 SETTINGS FOR GPT-3, CHATGPT, AND GPT-4

To compile our test set, we generate 150 samples for each dataset (among XSum, WritingPrompts, and PubMedQA) and each source model by calling the OpenAI service<sup>4</sup>. Specifically, for GPT-3, we requested text completions for a 30-token prefix, while for ChatGPT and GPT-4, we request chat completions with predefined instructions as follows.

ChatGPT and GPT-4 function in a conversational manner, serving as assistants to execute user instructions. In the context of our experiment, we task these models with adopting the roles of professional News, Fiction, and Technical writers for the generation of News articles, stories, and answers, respectively. To encourage the production of content that is both unpredictable and creatively diverse, we utilize a temperature setting of 0.8.

Specifically, we initiate the generation process by sending the following messages to the service.

Message for **XSum**:

```

1 [
2   {'role': 'system', 'content': 'You are a News writer.'},
3   {'role': 'user', 'content': 'Please write an article with about 150
    ↪ words starting exactly with: <prefix>'},
4 ]

```

The <prefix> could be like “Maj Richard Scott, 40, is accused of driving at speeds of up to 95mph (153km/h) in bad weather”, and the response is supposed to start with it.

Message for **WritingPrompts**:

```

1 [
2   {'role': 'system', 'content': 'You are a Fiction writer.'},
3   {'role': 'user', 'content': 'Please write an article with about 150
    ↪ words starting exactly with: <prefix>'},
4 ]

```

The <prefix> could be like “A man invents time travel in order to find a cure for his sick wife and succeeds, only to find out”, and the response is supposed to start with it.

Message for **PubMedQA**:

```

1 [
2   {'role': 'system', 'content': 'You are a Technical writer.'},
3   {'role': 'user', 'content': 'Please answer the question in about 50
    ↪ words. <prefix>'},
4 ]

```

The <prefix> could be like “Question: Is an advance care planning model feasible in community palliative care? Answer:” and the response is supposed to answer the question directly.

Dataset	Method	Source Model					Avg.
		GPT-2	OPT-2.7	Neo-2.7	GPT-J	NeoX	
XSum	Likelihood	0.8638	0.8600	0.8609	0.8101	0.7604	0.8310
	Entropy	0.5835	0.5071	0.5712	0.5705	0.6035	0.5671
	LogRank	0.8918	0.8839	0.8949	0.8407	0.7939	0.8610
	LRR	0.9179	0.8867	0.9190	0.8592	0.8205	0.8807
	NPR $\diamond$	0.9891*	0.9681*	0.9929*	0.9566	0.9311	0.9676
	DetectGPT $\diamond$	0.9875	0.9621	0.9914	0.9632*	0.9398*	0.9688*
	Fast-DetectGPT	<b>0.9930</b>	<b>0.9803</b>	0.9885	<b>0.9771</b>	<b>0.9703</b>	<b>0.9818</b>
	(Diff)	0.0055	0.0182	-0.0029	0.0139	0.0305	0.0130
	DetectGPT (fixed) $\diamond$	0.9180	0.8868	0.9914	0.8830	0.8682	0.9095
	Fast-DetectGPT (fixed)	0.9742	0.9444	<b>0.9965</b>	0.9335	0.9033	0.9504
	(Diff)	0.0563	0.0576	0.0051	0.0505	0.0351	0.0409
SQuAD	Likelihood	0.9077	0.8839	0.8585	0.7943	0.6977	0.8284
	Entropy	0.5791	0.5119	0.5581	0.5643	0.6056	0.5638
	LogRank	0.9454	0.9203	0.9054	0.8471	0.7545	0.8745
	LRR	0.9773	0.9597	0.9610	0.9244	0.8600	0.9365
	NPR $\diamond$	0.9965*	0.9853*	0.9789	0.9108	0.8175	0.9378
	DetectGPT $\diamond$	0.9914	0.9763	0.9625	0.8738	0.7916	0.9191
	Fast-DetectGPT	<b>0.9990</b>	<b>0.9949</b>	0.9956*	<b>0.9853</b>	<b>0.9617</b>	<b>0.9873</b>
	(Diff)	0.0076	0.0186	0.0331	0.1116	0.1702	0.0682
	DetectGPT (fixed) $\diamond$	0.7382	0.7530	0.9625	0.7882	0.7709	0.8026
	Fast-DetectGPT (fixed)	0.9824	0.9762	<b>0.9990</b>	0.9584*	0.9379*	0.9708*
	(Diff)	0.2442	0.2232	0.0365	0.1703	0.1669	0.1682
Writing Prompts	Likelihood	0.9661	0.9451	0.9505	0.9396	0.9256	0.9454
	Entropy	0.3895	0.4299	0.3400	0.3668	0.3908	0.3834
	LogRank	0.9782	0.9628	0.9675	0.9577	0.9454	0.9623
	LRR	0.9850	0.9740	0.9766	0.9702	0.9573	0.9726
	NPR $\diamond$	<b>0.9987</b>	0.9962*	0.9930	0.9825	0.9708	0.9882
	DetectGPT $\diamond$	0.9962	0.9891	0.9852	0.9688	0.9516	0.9782
	Fast-DetectGPT	0.9982*	<b>0.9972</b>	0.9980*	<b>0.9974</b>	<b>0.9941</b>	<b>0.9970</b>
	(Diff)	0.0020	0.0081	0.0129	0.0285	0.0424	0.0188
	DetectGPT (fixed) $\diamond$	0.8989	0.8772	0.9852	0.9014	0.8809	0.9087
	Fast-DetectGPT (fixed)	0.9937	0.9509	<b>0.9996</b>	0.9858*	0.9801*	0.9820*
	(Diff)	0.0948	0.0738	0.0145	0.0844	0.0992	0.0733

Table 5: Details of the main results in Table 2: Zero-shot detection on five source models, where Fast-DetectGPT consistently outperforms DetectGPT in terms of detection accuracy (in AUROC). Methods marked with “(fixed)” use the fixed models to detect texts from different sources (the black-box setting), where DetectGPT uses T5-3B/Neo-2.7 as the perturbation/scoring models and Fast-DetectGPT uses GPT-J/Neo-2.7 as the sampling/scoring models. The “(Diff)” rows indicate the AUROC improvement upon DetectGPT baselines. “\*” denotes the second-best AUROC.  $\diamond$  – Methods call models a hundred times, thus consuming much higher computational resources.

## B ADDITIONAL RESULTS

### B.1 ZERO-SHOT DETECTION ON MORE OFFLINE SOURCE MODELS

Dataset	Method	Source Model				Avg.
		BLOOM-7.1	OPT-13	Llama-13	Llama2-13	
XSum	Likelihood	0.8500	0.8105	0.6121	0.6550	0.7319
	Entropy	0.6642	0.5251	0.6731	0.6029	0.6163
	LogRank	0.9018	0.8369	0.6542	0.6911	0.7710
	LRR	0.9412	0.8344	0.7327	0.7351	0.8109
	NPR	<b>0.9931</b>	0.9283*	0.8031	0.8212*	0.8864*
	DetectGPT	0.9912*	0.9268	0.8147*	0.8106	0.8858
	Fast-DetectGPT	0.9890	<b>0.9721</b>	<b>0.9473</b>	<b>0.9346</b>	<b>0.9607</b>
	(Diff)	-0.0021	0.0452	0.1325	0.1240	0.0749
	DetectGPT (fixed)	0.7365	0.8713	0.6869	0.6848	0.7449
	Fast-DetectGPT (fixed)	0.8886	0.9207	0.7306	0.6968	0.8092
	(Diff)	0.1521	0.0495	0.0436	0.0121	0.0643
SQuAD	Likelihood	0.8619	0.8220	0.5113	0.5000	0.6738
	Entropy	0.6199	0.5517	0.6534	0.6636	0.6221
	LogRank	0.9157	0.8645	0.5589	0.5457	0.7212
	LRR	0.9678	0.9228	0.7262	0.7036	0.8301
	NPR	0.9730*	0.9351	0.5332	0.5448	0.7465
	DetectGPT	0.9510	0.9110	0.5204	0.5507	0.7333
	Fast-DetectGPT	<b>0.9953</b>	<b>0.9893</b>	<b>0.8717</b>	<b>0.8772</b>	<b>0.9333</b>
	(Diff)	0.0443	0.0782	0.3513	0.3265	0.2001
	DetectGPT (fixed)	0.6359	0.7596	0.5588	0.5488	0.6258
	Fast-DetectGPT (fixed)	0.9588	0.9590*	0.8028*	0.7627*	0.8708*
	(Diff)	0.3228	0.1994	0.2440	0.2138	0.2450
WritingPrompts	Likelihood	0.9368	0.9400	0.8692	0.8737	0.9049
	Entropy	0.4876	0.4096	0.4831	0.4702	0.4626
	LogRank	0.9612	0.9578	0.9047	0.9069	0.9327
	LRR	0.9811	0.9650	0.9326*	0.9306*	0.9523*
	NPR	0.9909*	0.9850*	0.9184	0.9003	0.9487
	DetectGPT	0.9829	0.9701	0.8596	0.8396	0.9130
	Fast-DetectGPT	<b>0.9983</b>	<b>0.9953</b>	<b>0.9892</b>	<b>0.9939</b>	<b>0.9942</b>
	(Diff)	0.0154	0.0253	0.1296	0.1543	0.0811
	DetectGPT (fixed)	0.7933	0.8695	0.7455	0.7532	0.7904
	Fast-DetectGPT (fixed)	0.9779	0.9367	0.8925	0.9085	0.9289
	(Diff)	0.1846	0.0672	0.1471	0.1553	0.1385

Table 6: Addition to the main results in Table 5: Zero-shot detection on more source models.

We extend our evaluation to include several popular open-source LLMs, including BLOOM 7.1B, OPT 13B, Llama 13B, and Llama2 13B. In the white-box setting, Fast-DetectGPT exhibits an average relative improvement of 76.1% when compared to DetectGPT. This outcome aligns with the 74.7% average relative improvement observed across the five models presented in Table 5, underscoring the consistent performance of Fast-DetectGPT across diverse source models.

However, in the black-box setting, Fast-DetectGPT demonstrates an average relative improvement of 53.4% compared to DetectGPT. This figure is lower than the 74.5% average relative improvement seen across the five models in the main table. We suspect that the reduced improvement observed in these source models relate to the potential mismatch between the scoring model Neo-2.7 and the source models. It is conceivable that the training corpus used by the former may have limited overlap with the training corpus utilized by the latter according to Table 4. These findings underscore the challenges associated with identifying universally effective scoring models in the black-box setting.

<sup>4</sup><https://openai.com/blog/openai-api>



## B.2 ZERO-SHOT DETECTION ON GPT-3 GENERATIONS

Method	XSum	WritingPrompts	PubMedQA	Avg.
RoBERTa-base	0.8986	0.9282	0.6370	0.8212
RoBERTa-large	0.9325	0.9113	0.6894	0.8444
Likelihood (GPT-3) $\diamond$	0.76	0.87	0.64	0.76
DetectGPT (T5-11B/GPT-3) $\diamond$	0.84	0.87	<b>0.84</b>	0.85
Likelihood (Neo-2.7)	0.8307	0.8496	0.5668	0.7490
Entropy (Neo-2.7)	0.3923	0.3049	0.5358	0.4110
LogRank(Neo-2.7)	0.8096	0.8320	0.5527	0.7314
LRR (Neo-2.7)	0.6687	0.7410	0.4917	0.6338
NPR (T5-11B/Neo-2.7)	0.8032	0.7847	0.6342	0.7407
DetectGPT (T5-11B/GPT-2)	0.8043	0.7699	0.6915	0.7552
DetectGPT (T5-11B/Neo-2.7)	0.8455	0.7818	0.6977	0.7750
DetectGPT (T5-11B/GPT-J)	0.8261	0.7666	0.6644	0.7524
Fast-DetectGPT (GPT-J/GPT-2)	0.9137	0.9533*	0.7589*	<b>0.8753</b>
Fast-DetectGPT (GPT-J/Neo-2.7)	<b>0.9396</b>	0.9492	0.7225	0.8704*
Fast-DetectGPT (GPT-J/GPT-J)	0.9329*	<b>0.9568</b>	0.6664	0.8520

Table 7: Detection of *GPT-3* generations, evaluated in AUROC. Fast-DetectGPT in the black-box settings (using local models) significantly outperforms DetectGPT in both the black-box setting and the white-box setting (using GPT-3) on News (XSum) and story (WritingPrompts). Fast-DetectGPT uses 6B GPT-J to generate samples and models from 1.5B GPT-2 to 6B GPT-J to score samples, while DetectGPT uses 11B T5 to generate perturbations and models from 1.5B GPT-2 to 6B GPT-J, and GPT-3 service to score them.  $\diamond$  – we report the official scores from Mitchell et al. (2023) instead of rerunning the experiments after confirming the consistency on RoBERTa-base/large.

Table 7 presents a comparison between Fast-DetectGPT, zero-shot DetectGPT, and supervised RoBERTa-based classifiers for the detection of GPT-3 generations. In contrast to DetectGPT, which employs the OpenAI API to assess perturbations, we utilize delegate models (specifically, GPT-2, Neo-2.7, and GPT-J) to identify GPT-3 generations.

Fast-DetectGPT outperforms supervised RoBERTa-base and RoBERTa-large classifiers, achieving higher detection accuracy across the three datasets. On average, it improves the AUROC by 0.0310 AUROC (a relative increase of 20%). Conversely, DetectGPT in the white-box setting (using T5-11B/GPT-3) achieves superior detection accuracy on PubMedQA but lags behind on XSum and WritingPrompt compared to RoBERTa-large. In the black-box setting (T5-11B/Neo-2.7), DetectGPT experiences a significant reduction in detection accuracy, averaging 0.0750 AUROC less. These findings emphasize that *Fast-DetectGPT, operating in the black-box setting, offers a competitive alternative to supervised detectors and DetectGPT in the white-box setting.*

When comparing the results on GPT-3 and ChatGPT, it becomes apparent that Fast-DetectGPT performs significantly better on ChatGPT. We speculate that this discrepancy may relate to factors such as instruction-tuning (Wei et al., 2021) and human-feedback reinforcement learning (HFRL) (Ouyang et al., 2022), which are employed in fine-tuning large language models and may skew the model toward high-probability tokens.

## C ABLATION STUDY

Method	XSum			SQuAD			WritingPrompts			Avg.
	GPT-2	Neo-2.7	GPT-J	GPT-2	Neo-2.7	GPT-J	GPT-2	Neo-2.7	GPT-J	
Fast-DetectGPT (*/*)	0.9930	0.9885	<b>0.9771</b>	0.9990	0.9956	<b>0.9853</b>	0.9982	0.9980	<b>0.9974</b>	0.9925
Fast-DetectGPT (GPT-2/*)	0.9930	0.9918	0.9534	0.9990	0.9728	0.8785	0.9982	0.9954	0.9868	0.9743
Fast-DetectGPT (Neo-2.7/*)	0.9778	0.9885	0.9153	0.9977	0.9956	0.9212	0.9994	0.9980	0.9861	0.9755
Fast-DetectGPT (GPT-J/*)	<b>0.9960</b>	<b>0.9965</b>	<b>0.9771</b>	<b>1.0000</b>	<b>0.9990</b>	<b>0.9853</b>	<b>0.9999</b>	<b>0.9996</b>	<b>0.9974</b>	<b>0.9945</b>

Table 8: Impact of reference model, where “\*/\*” indicates that we use the source model to generate reference samples and score the log probability, while “GPT-J/\*” indicates that we use GPT-J to generate the samples and the source model to score.

**Sampling Model Ablation.** We investigate the influence of the choice of the sampling model, as summarized in Table 8. Remarkably, when GPT-J is employed as the sampling model, Fast-DetectGPT attains the highest average detection accuracy. In comparison to Fast-DetectGPT utilizing the source model for sampling, the utilization of GPT-J enhances accuracy by an average of 0.0020 AUROC, representing a relative improvement of 27% across all three datasets and the three models under consideration. These findings indicate that employing a more robust sampling model has the potential to further augment the performance of Fast-DetectGPT in the white-box setting.

**Normalization Ablation.** Normalization based on the standard deviation has previously been proposed as an additional technique within DetectGPT. In our study, we integrate this normalization as a default component of the conditional probability curvature metric for two principal reasons. Firstly, normalization exerts a significant influence on detection accuracy, resulting in an average AUROC improvement of 0.0172, equivalent to a relative increase of 36% for DetectGPT. In the case of Fast-DetectGPT, normalization enhances the average AUROC by 0.0020, corresponding to an 10% relative improvement. Secondly, after normalization, the distributions of the curvatures for different models across various datasets become more directly comparable. Without normalization, these distributions exhibit variations in width, ranging from narrow to wide, depending on the variance of the generated samples.

## D ADDITIONAL ANALYSIS

### D.1 ROBUSTNESS AGAINST DECODING STRATEGIES

Method	Top- $p$ ( $p = 0.96$ )				Top- $k$ ( $k = 40$ )				Temperature ( $T = 0.8$ )			
	XSum	SQuAD	WritingP	Avg.	XSum	SQuAD	WritingP	Avg.	XSum	SQuAD	WritingP	Avg.
Likelihood	0.9126	0.9045	0.9781	0.9317	0.8624	0.8612	0.9608	0.8948	0.973	0.9647	0.9962	0.9780
Entropy	0.5287	0.5273	0.3255	0.4605	0.5538	0.5523	0.3632	0.4898	0.4854	0.4942	0.2522	0.4106
LogRank	0.9293	0.9324	0.9853	0.9490	0.8946	0.9047	0.9757	0.9250	0.9844	0.9821	0.9978	0.9881
LRR	0.9223	0.9600	0.9836	0.9553	0.9173	0.9566	0.9827	0.9522	0.9826	0.9923	0.9903	0.9884
NPR	0.9789	0.9511	0.9901	0.9734	0.9726	0.945	0.9912	0.9696	0.9892	0.9710	0.9897	0.9833
DetectGPT	0.9778	0.9359	0.9807	0.9648	0.9708	0.9247	0.9797	0.9584	0.9830	0.9362	0.9745	0.9646
Fast-Detect	<b>0.9975</b>	<b>0.9976</b>	<b>0.9994</b>	<b>0.9982</b>	<b>0.9871</b>	<b>0.9914</b>	<b>0.9977</b>	<b>0.9921</b>	<b>0.9998</b>	<b>0.9996</b>	<b>0.9992</b>	<b>0.9995</b>
(Diff)	0.0197	0.0617	0.0188	0.0334	0.0164	0.0667	0.0180	0.0337	0.0168	0.0634	0.0247	0.0350
DetectGPT (fixed)	0.9476	0.8506	0.9377	0.9120	0.9158	0.8202	0.9181	0.8847	0.9717	0.9026	0.9522	0.9422
Fast-Detect (fixed)	0.9889	0.9942	0.9945	0.9925	0.9642	0.9790	0.9864	0.9765	0.9988	0.9989	0.9984	0.9987
(Diff)	0.0413	0.1436	0.0568	0.0806	0.0484	0.1587	0.0683	0.0918	0.0271	0.0963	0.0462	0.0565

Table 9: Impact of *decoding strategies*, where the machine-generated texts are produced by sampling with top- $p$ , top- $k$ , and temperature. The report AUROC is the average over the five models in Table 10.

Method	Top- $p$ ( $p = 0.96$ )					Top- $k$ ( $k = 40$ )					Temperature ( $T = 0.8$ )				
	GPT2	OPT2.7	Neo2.7	GPTJ	NeoX	GPT2	OPT2.7	Neo2.7	GPTJ	NeoX	GPT2	OPT2.7	Neo2.7	GPTJ	NeoX
<b>XSum</b>															
Likelihood	.9234	.9308	.931	.9042	.8733	.8813	.8918	.8873	.8401	.8114	.9781	.982	.9862	.9679	.9511
Entropy	.5541	.4665	.5303	.531	.5614	.5743	.4843	.5601	.5588	.5917	.5022	.4289	.4669	.4837	.5453
LogRank	.9414	.9422	.9502	.922	.8906	.9122	.9173	.9227	.8756	.8454	.9883	.9885	.9939	.9817	.9694
LRR	.9509	.9252	.9478	.9203	.8672	.9432	.9254	.9452	.9045	.8683	.9889	.9823	.991	.9806	.9702
NPR	.9909	.9841	.9982	.973	.9486	.987	.9801	.9938	.9606	.9416	.9955	.9916	.9976	.9853	.976
DetectGPT	.9875	.9793	.9961	.9762	.95	.9869	.9707	.9919	.9619	.9424	.9928	.9856	.9953	.979	.9622
Fast-DetectGPT	.9994	.9965	.9988	.997	.9958	.9954	.9867	.9938	.9826	.9773	.9999	.9999	.9997	.9999	.9997
(Diff)	.0119	.0172	.0028	.0208	.0458	.0085	.0160	.0018	.0207	.0349	.0071	.0143	.0044	.0209	.0376
DetectGPT(fixed)	.9399	.9438	.9961	.9367	.9214	.9143	.9026	.9919	.8846	.8854	.9722	.9635	.9953	.9627	.9646
Fast-Detect(fixed)	.9953	.9861	.9997	.9856	.9779	.9805	.9613	.9979	.9499	.9311	.9978	.999	.9999	.9991	.998
(Diff)	.0554	.0423	.0036	.0489	.0565	.0662	.0587	.0060	.0654	.0457	.0256	.0355	.0046	.0364	.0333
<b>SQuAD</b>															
Likelihood	.961	.944	.9214	.8838	.8122	.9393	.9072	.8926	.8351	.7317	.9906	.987	.9792	.9572	.9094
Entropy	.5369	.4736	.539	.5277	.5593	.552	.5203	.5457	.5441	.5992	.5132	.4508	.4924	.4882	.5263
LogRank	.9792	.9657	.9535	.9156	.8482	.9692	.9423	.9385	.8842	.7895	.9972	.9959	.994	.9798	.9434
LRR	.9865	.981	.981	.9507	.9009	.9898	.9782	.9815	.945	.8886	.9991	.9973	.9992	.9911	.9748
NPR	.9955	.9934	.9897	.9335	.8436	.9962	.99	.9877	.9251	.826	.9988	.9963	.9931	.9684	.8981
DetectGPT	.994	.9838	.9781	.9054	.8182	.9928	.9804	.9709	.8819	.7977	.9959	.9819	.9778	.9123	.8132
Fast-DetectGPT	1	.9997	.9998	.9981	.9903	.9986	.9973	.998	.9928	.9706	1	1	1	.9994	.9986
(Diff)	.0060	.0159	.0218	.0927	.1722	.0057	.0169	.0271	.1109	.1729	.0041	.0180	.0222	.0871	.1854
DetectGPT(fixed)	.8066	.7857	.9781	.8462	.8365	.7815	.763	.9709	.8128	.7729	.8936	.862	.9778	.8897	.8898
Fast-Detect(fixed)	.9984	.995	1	.9933	.9845	.9893	.984	.9997	.9709	.9509	1	.9999	1	.9984	.9961
(Diff)	.1918	.2093	.0219	.1471	.1480	.2078	.2210	.0288	.1581	.1780	.1064	.1379	.0222	.1087	.1063
<b>WritingPrompts</b>															
Likelihood	.9889	.9736	.9806	.9764	.9711	.9777	.9555	.9677	.9566	.9463	.9983	.9949	.9971	.996	.9945
Entropy	.3236	.3789	.2798	.3212	.3238	.3601	.4149	.3183	.3529	.3696	.2511	.3033	.219	.2252	.2625
LogRank	.9931	.9827	.987	.9853	.9785	.9867	.9719	.9807	.9735	.9656	.9991	.9972	.9984	.9977	.9969
LRR	.9906	.9854	.9857	.9839	.9724	.9901	.9835	.9858	.9834	.9709	.9961	.9917	.9914	.9887	.9837
NPR	.9984	.9964	.9944	.9855	.9758	.9988	.9955	.9971	.9888	.9759	.9985	.9953	.993	.9836	.9781
DetectGPT	.9969	.9898	.9926	.9714	.9526	.9965	.9868	.992	.971	.9521	.9932	.985	.9842	.9656	.9447
Fast-DetectGPT	.9997	.9999	.9998	.9998	.9981	.9978	.9973	.999	.9987	.9957	.9997	.9999	.9992	.9991	.9984
(Diff)	.0028	.0102	.0071	.0284	.0455	.0012	.0105	.0070	.0277	.0436	.0065	.0149	.0150	.0335	.0537
DetectGPT(fixed)	.9297	.9177	.9926	.9299	.9187	.9115	.8906	.992	.9052	.8914	.9385	.9451	.9842	.9535	.9398
Fast-Detect(fixed)	.9982	.9825	.9999	.9974	.9945	.9947	.9616	.9998	.9901	.986	.9995	.9959	.9997	.9983	.9987
(Diff)	.0685	.0648	.0073	.0676	.0758	.0832	.0710	.0079	.0849	.0946	.0610	.0508	.0155	.0448	.0588

Table 10: Detailed results on decoding strategies.

Machine systems may use different decoding strategies such as top- $k$  sampling, top- $p$  (Nucleus) sampling, and sampling with a temperature  $T$ . We experiment on the five models and three datasets used in Table 2, sampling with the three strategies with  $k = 40$ ,  $p = 0.96$ , and  $T = 0.8$ . Fast-DetectGPT in the white-box setting obtains the best accuracy on the three sampling strategies, outperforming DetectGPT by relative 95% on Top- $p$  sampling, relative 81% on Top- $k$  sampling, and relative 99% on sampling with a temperature, as shown in Table 9. In the black-box setting, Fast-DetectGPT outperforms DetectGPT by relatively 92%, 80%, and 98% on the three decoding strategies, respectively. These results demonstrate that Fast-DetectGPT works consistently in detecting texts produced by different decoding strategies.

## D.2 ROBUSTNESS UNDER PARAPHRASING ATTACK

Method	Paraphrasing Attack				Decoherence Attack			
	XSum	Writing	PubMed	Avg.	XSum	Writing	PubMed	Avg.
RoBERTa-base	0.8103	0.5368	0.5962	0.6477	0.5778	0.5629	0.5392	0.5600
RoBERTa-large	0.7532	0.4619	0.6187	0.6113	0.4945	0.3849	0.5520	0.4771
Likelihood(Neo-2.7)	0.8521	0.8691	0.7029	0.8080	0.7393	0.9240	0.7757	0.8130
Entropy(Neo-2.7)	0.4508	0.3054	0.3815	0.3793	0.4807	0.2474	0.3051	0.3444
LogRank(Neo-2.7)	0.8640	0.8635	0.7060	0.8112	0.7628	0.9143	0.7789	0.8187
LRR(T5-11B/Neo-2.7)	0.8391	0.8040	0.6596	0.7676	0.7845	0.8413	0.7067	0.7775
NPR(T5-11B/Neo-2.7)	0.5121	0.5530	0.4753	0.5135	0.4250	0.7577	0.5198	0.5675
DetectGPT(T5-11B/GPT-2)	0.4864	0.5698	0.6004	0.5522	0.2919	0.7035	0.6026	0.5326
DetectGPT(T5-11B/Neo-2.7)	0.5364	0.5172	0.4763	0.5100	0.3438	0.6894	0.5073	0.5135
DetectGPT(T5-11B/GPT-J)	0.4298	0.4689	0.4079	0.4355	0.2889	0.6573	0.4371	0.4611
Fast(GPT-J/GPT-2)	0.9233	0.9186	<b>0.7727</b>	<b>0.8715</b>	0.7909	0.9524	<b>0.7697</b>	0.8377
Fast(GPT-J/Neo-2.7)	<b>0.9646</b>	0.9190	0.7172	0.8669	0.8598	0.9622	0.7487	0.8569
Fast(GPT-J/GPT-J)	0.9591	<b>0.9476</b>	0.7063	0.8710	<b>0.8750</b>	<b>0.9811</b>	0.7428	<b>0.8663</b>

Table 11: Detection of ChatGPT generations under *attack*. We use the black-box settings for all zero-shot methods. We paraphrase each sentence in the ChatGPT-generated passages using T5 paraphraser for paraphrasing attack and randomly swap two adjacent words in each sentence with more than 20 words, where both attacks downgrade the coherence of the original passages.

However, upon detailed examination, we identify an unforeseen consequence of the paraphrasing attack: a noticeable reduction in cross-sentential coherence within passages, as an example illustrated below. This issue largely stems from the independent paraphrasing of individual sentences. We speculate that this diminished coherence is primarily responsible for the observed performance drop, given that the paraphrased text appears aberrant in its coherence relative to both machine-generated and human-authored passages.

Paraphrasing attack downgrades the coherence of the passages. For instance, consider a news report about a car crash, originally reading, “*If the car driver was hit first from behind or in front of him only on a single lap you should take control of your car. You have to be as much ahead of the car driver as possible and if you not get to your proper position with the car and the driver can’t make that turn.*” The second sentence was paraphrased to, “*If you not get to your proper position with the car and the driver can not do that turn, you need to be as much ahead of the car driver as possible.*” When placed back in its context, we observed that the paraphrased sentence was considerably more challenging to comprehend than the original.

To test this conjecture, we execute a *decoherence attack*, wherein two adjacent words in sentences exceeding 20 words are randomly transposed. While this manipulation impacts fluency, the core meaning largely persists. As evidenced in Table 11 in Appendix, there was a comparable drop in detection accuracy, thereby empirically confirming our speculation.

## E ADDITIONAL DISCUSSION

**Authorship of Text.** The conditional probability curvature serves as an indicator of how well a candidate passage aligns with a specific source model. When we utilize various source models, we observe varying sample discrepancies, which can aid in identifying the most suitable match among these source models. Consequently, this approach has the potential to be employed for source model identification within a set of available models.

**Watermarking.** Fast-DetectGPT operates on the premise that humans and machines exhibit distinct word selection tendencies in response to a given context, essentially leveraging distributional features of the machine text generation process. Theoretically, it is possible to reverse this concept by defining a distributional feature and applying it to the text generation process. Subsequently, we can design a zero-shot feature to statistically detect this distributional feature.

## F LIMITATIONS AND FUTURE WORK

Our initial research impetus centered on accelerating the detection process of DetectGPT. However, Fast-DetectGPT not only accelerates this process but also brings about notable enhancements in detection accuracy. In this paper, our focus is predominantly on these empirical advancements, with theoretical explorations earmarked for future endeavors.

Furthermore, Fast-DetectGPT’s design leans on pre-trained models to span a multitude of domains and languages. This presents a challenge in a black-box setting, as no single model can seamlessly span all linguistic territories and domains. This is due to the intrinsic nature of pre-trained models being tailored to specific domains and languages.