

# CO-ASnet :A Smart Contract Architecture Design based on Blockchain Technology with Active Sensor Networks

Feng Liu<sup>1,2</sup>, Jie Yang<sup>2</sup>, Kun-peng Xu<sup>2</sup>, Cang-long Pu<sup>2</sup>, Jiayin Qi<sup>2</sup>

<sup>1</sup> School of Computer Science and Technology, East China Normal University, Shanghai, 200062, China

<sup>2</sup> Institute of Artificial Intelligence and Change Management, Shanghai University of International Business and Economics, Shanghai, 200336, China

E-mail: lsttoy@163.com

## Abstract

The influence of opinion leaders impacts different aspects of social finance. How to analyse the utility of opinion leaders' influence in realizing assets on the blockchain and adopt a compliant regulatory scheme is worth exploring and pondering. Taking Musk's call on social media to buy Dogecoin as an example, this paper uses an event study to empirically investigate the phenomenon in which opinion leaders use ICOs (initial coin offerings) to exert influence. The results show that opinion leaders can use ICOs to influence the price of token assets with money and data traffic in their social network. They can obtain excess returns and reduce the cost of realization so that the closed loop of influence realization will be accelerated. Based on this phenomenon and the results of its impact, we use the ChainLink Oracle with Active Sensor Networks(CO-ASnet) to design a safe and applicable decentralized regulatory scheme that can constructively provide risk assessment strategies and early warning measures for token issuance. The influence realization of opinion leaders in blockchain issuance is bound to receive widespread attention, and this paper will provide an exemplary reference for regulators and enterprises to explore the boundaries of blockchain financial product development and governance.

## Introduction

Bitcoin, a first-generation cryptocurrency, uses a decentralized database technology to form a payment mechanism for trading goods and services [1]. The price of cryptocurrency assets such as bitcoin and Ethereum has reached record highs in recent years, with the total market value of cryptocurrencies approaching a high of 3 trillion dollars in early November 2021, compared to just 400 billion dollars in the same period in 2020, according to trading prices and historical volumes published on the Coinbase exchange, making financial investment the most successful application of cryptocurrencies. The year 2017 witnessed the culmination of this speculation with the new financial model of the initial coin offering (ICO), in which developers raise funds for the development of a blockchain-based network or application by pre-selling tokens [2] and investors look to resell them for profit. In a classic speculative frenzy, ICOs attracted approximately \$20 billion from investors worldwide during the 2017-2018 period [3]. Unlike an IPO (initial public offering), investing in an ICO project does not confer ownership of the company; rather, it is seen as an investment in a virtual product that may appreciate in value in the future. According to a survey study, most ICO investors are driven by ideological, technical and financial motives, while technical motives are important motives for ICO investors [4]. The frenetic atmosphere of ICO projects and the lack of pre-investment due diligence provide an opportunity for fraudsters to easily carry out acts of fraud.

Moreover, the widespread use of social media has led to the emergence of many opinion leaders in the digital currency investment sector. Looking back at the business process of an initial coin offering, from the credit endorsement of investment institutions or opinion leaders during the project inception phase to

the acquisition of private equity funds during the token offering phase, to the raising of funds in the secondary market during the marketing phase and to the performance of the corresponding community operation activities, opinion leaders, as the key node connecting the project owner and investors, often have the advantage of credible and time-sensitive information. They can post market-distorting information on social media platforms and influence the investment behaviour of a large number of ordinary investors, thus affecting the trading price of token assets. Innovative financial investment projects in the crypto sector such as NFTs (non-fungible tokens), DEFI (decentralized finance), and ICOs are different from traditional finance because they expand the boundaries of trading possibilities and serve a large number of risk-averse investors who are not satisfied with traditional financial returns (i.e., "long-tail characteristics"); additionally, they have different risk characteristics from traditional finance [5]. In the crypto sector, individual behaviour may be irrational, and some investors tend to make investment decisions to buy based on their trust in the opinion leaders among project members. Additionally, if there are celebrity vloggers posting negative statements about a project, the token market tends to fluctuate significantly, regardless of whether the statements are confirmed or not.

As a result, fraudulent and irrational behaviour may exist in investments in the crypto sector, and due to the lack of appropriate regulatory measures, opinion leaders are often able to play the triple role of project issuers, funders and media, and the effect of their own influence is amplified. According to an Ernst & Young research report<sup>1</sup> published in December 2017, fraudulent losses account for more than 10% of the funds raised through the ICO model, which has become a maze of bubbles and scammers, with many technology and financial corporate entities and opinion leaders in the industry having been directly or indirectly involved in crypto token project offerings [6]. Cryptocurrency bank raised over \$600 million in two months through an ICO vehicle using social media, celebrity endorsements and other communication strategies. However, the SEC noted that co-founders Jared Rice Sr. and Stanley Ford used fraudulent tactics during the token's initial offering and issued unregistered securities, resulting in losses of over \$4 million; Benebit, a blockchain-based decentralized platform, conducted a pre-sale of tokens through an ICO model that raised over \$2.7 million in funding. It was only after the team photo in the Benebit whitepaper was noted to have been stolen from the school's website that its fraud came to light. Based on the low-cost and high-revenue nature of ICO fraud, it is important to investigate whether opinion leaders can exert their influence in the ICO process to induce fraudulent behaviour, as well as the underlying cashing tools and cashing mechanisms used. In this context, it is particularly important to regulate the behaviour of opinion leaders in the ICO process. Investigating the cashing mechanism of opinion leaders using blockchain tools is not only the core of enhancing blockchain regulation but also the key to achieving effective docking with the national strategy of strictly combating blockchain and helping blockchain serve the real economy.

However, most current research on the effect of opinion leaders is focused on online public opinion [7] and live streaming [8], and few scholars have studied and analysed opinion leaders' influence on investors' investment decisions in the field of cryptocurrency investment, which still leaves a large gap in this area. This study aims to identify the complete business process in the ICO process, explore the links in this process that can exert the effect of opinion leaders, and propose feasible regulatory solutions to enable regulators to give blockchain financial innovation a moderate space for development while combating criminal acts and protecting the interests of ordinary investors. Therefore, against the backdrop of new financial product issuance tools based on blockchain technology, how opinion leaders can use ICOs to

---

<sup>1</sup> EY research: initial coin offerings (ICOs). [http://www.ey.com/Publication/vwLUAssets/ey-research-initial-coin-offerings-icos/\\$File/ey-research-initial-coin-offerings-icos.pdf](http://www.ey.com/Publication/vwLUAssets/ey-research-initial-coin-offerings-icos/$File/ey-research-initial-coin-offerings-icos.pdf)

realize their influence and how to avoid the indiscriminate issuance of password/token assets and illegal crimes in the process are issues that need to be studied in this paper.

## **Groundwork**

### **Smart Contracts and Oracle**

As a result of the difficulties that traditional regulation encounters in the face of the token economy on the blockchain, current blockchain virtual assets are highly abusive, lacking in transparency and highly risky in terms of security. Prophecy machines and smart contract technology provide technical support to solve the problem of difficult regulation on the blockchain. "Oracle" is the translation of "prophecy machine", which was first proposed by Turing. Since smart contracts are Turing-complete but cannot access external data in the blockchain, a prophecy machine can be used to provide external data to a smart contract, and a third party that feeds data to a smart contract is called a prophecy machine [9]. A smart contract is a collection of code running on a public chain that is mainly responsible for the execution of transactions, protocols, etc. The advantages of smart contracts are that they are tamper-proof, self-executing and decentralized, allowing developers to use them to create distributed applications based on decentralized networks and to store data on decentralized applications on the blockchain, rather than being controlled by traditional centralized servers [10]. However, as the ecosystem of smart contract-based applications grows, the industry is gradually discovering that while blockchain disrupts much of the online world and leads to a more prosperous virtual economy, it is disconnected from the real world. Additionally, because the blockchain is decentralized, it is impossible to directly access the information below the chain. Likewise, much of the on-chain information in smart contracts themselves cannot be transferred to the offline world. There is a lack of an effective layer of interaction between the real world and the blockchain, and this lack of interaction has led to applications in the blockchain ecosystem currently revolving around mainly token assets.

Therefore, it is foreseeable that once the problem posed by the interaction layer is solved and the blockchain is no longer separated from the real world, smart contracts will no longer simply revolve around token assets. Instead, they will be driven by real events, and the value they bring will grow exponentially. The concept of the prophecy machine is dedicated to solving the problem of the interaction layer between the blockchain and the real world. Through a prophecy machine, real-world information such as financial market information and real-world event data will be transmitted to the blockchain, and smart contracts will be truly connected to the off-chain systems and interconnected with the real world, thus bringing the real value of the blockchain into play.

### **ChainLink Prophecy Machine Network**

A prophecy machine within the blockchain domain is essentially a trusted middleware for blockchain and off-chain data invocation and access, and it is a tool for providing trusted off-chain data to a blockchain smart contract [11]. ChainLink is a decentralized network of prophecy machines, architecturally divided into on-chain and off-chain parts. The on-chain part is mainly responsible for recording all data, while the off-chain part is responsible for the code and command line and the concrete execution of output data. In the on-chain part, ChainLink contains three main types of contracts: reputation contracts, order matching contracts and aggregation contracts. A reputation contract records the historical performance of each prophet on the ChainLink network. Its performance is mainly composed of several dimensions, such as the number of requests completed by the prophet, the average response time of the prophet, and the accumulated penalty amount. When a service requester requests a service, it can use the prophet's performance history to decide whether it is a suitable prophet to serve it. An order matching contract is responsible for matching

data service requests with prophets and writing the matched orders to the chain. An aggregation contract is responsible for aggregating the answers provided by the prophets and weighting all the data to obtain the final answer, which is sent back to the service requestor. The off-chain part is divided into three parts: the ChainLink core, the external adapter and subtask schemas. The ChainLink core is the command window, the external adapter splits the task into multiple subtasks based on the service requirements, and subtask schemas output the answers in JSON format. The execution flow is shown in Figure 1.

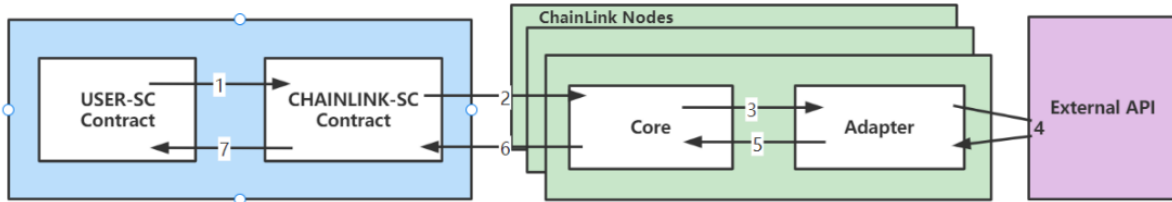


Figure 1. The ChainLink execution process

User-SC sends an on-chain request; at this point, ChainLink-SC receives the command to log events for the prophecy machine; then, the ChainLink core receives the events logged by ChainLink-SC and sends its tasks to the adapter; the ChainLink adapter receives the command and executes the request to the external API; when it is finished, the ChainLink adapter processes the request and passes it back to the core; the ChainLink core receives it and reports the data processing to the ChainLink-SC; finally, the ChainLink-SC aggregates all the responses and processes them into a single response to the User-SC. In addition to the system architecture, ChainLink has designed a matching incentive and validation system, in which its pass-through LINK plays an important role. In the ChainLink network, only users who have pledged LINK can become prophets, and at the end of each prophecy, the system will score the prophets' performance and either reward them with LINK or penalize them with LINK, while these scores will be recorded in the reputation contract, and LINK passes will be awarded for reporting misconduct by other prophets.

The emergence of ChainLink has enabled the expansion of the data sources available to smart contracts and has greatly expanded the areas in which smart contracts can be used. For example, the integration of smart contracts and ChainLink has resulted in a one-plus-one effect in areas of high data source complexity, such as insurance claims and financial regulation, and the combination of these two technologies has made it possible to combine online and offline decentralized regulation.

## Opinion leader influence and ICO funding

Opinion leaders are active disseminators of information in online communities and providers of ideas and perspectives to such communities. They set the agenda and provide perspectives for community discussions and influence the role of the opinion and attitudes of community members. According to the Matthew effect, in information activities, due to people's psychological reactions and behavioural inertia, once an advantage or disadvantage emerges under certain conditions, it will continue to intensify and reinforce itself, resulting in a rolling cumulative effect. Liu et al. [12] used Snowball.com as a platform for empirical research and used social network research methods and econometric modelling to distinguish and measure the internal and external influence of online groups, confirming that the strong influence and authority of opinion leaders can enhance internal influence.

Social media are becoming an important source of information for investors, containing effective information that can assist them in their investment decisions [13]. As the hub node in social networks, opinion leaders control the flow of information between groups, and they have a relatively strong appeal

within their fan base and the ability to realize cash, which can lead to the capitalization of resources in the financial market. Although decentralization is an important feature of the blockchain system, the crypto assets in the system still need to be bought and sold using traditional financial market operations, and the effect of social media on the trading market still exists. The new financing method based on blockchain technology has reduced transaction costs, while the rapid realization mechanism of crypto tokens and the highly bound interests of both blockchain project investors and financiers have amplified the influence of opinion leaders in the financial market.

The emergence of the Ethereum open-source platform has lowered the barrier to blockchain development and made the application of smart contracts become gradually popular [14]. Initial coin offerings (ICOs), a smart contract-based method of crowdfunding for projects, have become a common method for blockchain start-ups to raise funds early in their development cycle. As the most successful application of smart contracts, ICOs have gone through three stages of development. The first phase was the altcoin [15] phase, where crypto tokens issued by ICOs were largely based on the Bitcoin blockchain with partial modifications. The second phase of ICOs originated from companies building infrastructure around the blockchain ecosystem, which attached access to resources to the issuance of tokens. Ether, a representative successful company, has built a DLT (distributed ledger) where standardized smart contracts can be easily issued, with the smart contract ERC-20 [16] significantly reducing the cost of and barrier to issuing new crypto tokens. The emergence of easy-to-develop smart contracts has quickly brought the ICO model to its third stage of development. In this phase, the issuance of cryptocurrencies will serve as an alternative to traditional securities issuance, allowing start-ups not directly involved in DLTs to raise funds based on existing IT infrastructure and laws and regulations [17].

Based on the influence of opinion leaders, ICO project promoters can hype the concept of ICOs through celebrity stumping and insider trading, without even undertaking substantive project development or the risk of being the last "taker", and they can obtain sufficient financial returns by simply issuing tokens. At the same time, opinion leaders are often highly tied to the project owner's interests and can directly determine the inflow and outflow of funds in line with the project owner's market capitalization management strategy, influencing the price movement of cryptocurrencies and thus closing the loop in the act of realization.

## **Methodology**

This section first presents an ICO business process with ERC-20 as the token issuance standard and then presents a theoretical model of the realization of opinion leaders' influence and a quantitative analysis of the abnormal fluctuation in financial asset prices caused by opinion leaders' social media comments, aiming to confirm the existence of opinion leaders' effect. Finally, a decentralized ICO regulatory strategy is proposed, and a detailed design plan that aims to avoid illegal and irregular behaviours occurring in the ICO financing process and to help relevant functional departments carry out effective regulation is given.

### **ERC-20 Token Regulation Process Architecture**

The ERC-20 token process architecture shown in Figure 6 is designed to follow the logical sequence and project phases for the flow of funds and operational operations. This process architecture allows the interaction effects of multiple parties in the business to be reflected and helps analyse the possible links involved in the influence of opinion leaders so that targeted simulation experiments can be conducted to verify the technical feasibility of the deployment of smart contracts in real-life situations and assist in the formulation of regulatory schemes.

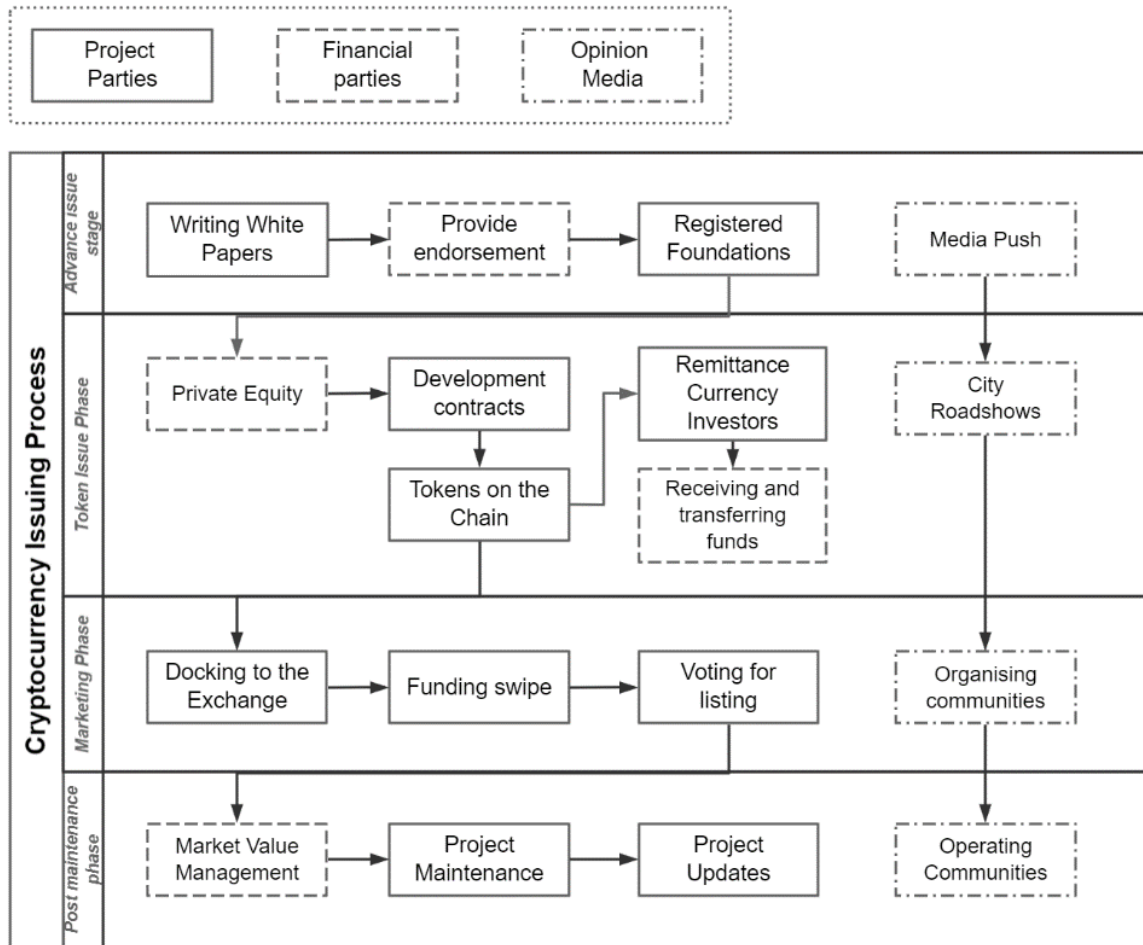


Figure 6. Initial coin offering flow chart. The solid boxes in Figure 6 represent the project side of the process, the dashed boxes represent the funding side of the process, and the dotted boxes represent the opinion media side of the process. The vertical axis represents the four stages of the crypto token issuance process, namely, advance issuance, token issuance, marketing, and post-operational maintenance. The horizontal axis represents the tripartite business process between the project owner, the financier and the opinion media during each phase.

A blockchain project that wants to raise funds through an ICO will usually release information such as the project's white paper, the project team's background in project development, and the ICO timeline on the project's official website and social media platforms. In this process, the project owner will often pull in traditional well-known equity institutions plus up-and-coming blockchain investment institutions as endorsement targets while attracting as many blockchain industry leaders and top streams of the cryptocurrency community for support as possible. As key nodes with capital and traffic, investment institutions and opinion leaders in the blockchain industry, tech industry and other industries are decisive factors in determining the size of ICO fundraising. They will often receive tokens from the project owner before the crypto tokens are put into circulation for investment or exchange a small amount of Ether/Bitcoin for a large amount of cryptocurrency issued by the project in a private placement fund, a phase known as the private placement phase of an ICO.

The majority of ordinary investors who flock to the cryptocurrency space do not have the opportunity to participate in the private placement stage, and digital currency exchanges have become their main

investment channel. Exchanges therefore carry a large amount of intended investment funds, and the ability of project tokens to be listed on mainstream trading platforms has become an important indicator of the success of an ICO project. By introducing a voting mechanism that requires voting to consume tokens issued by the exchange itself, exchanges make it necessary for project parties to prepare large amounts of money to swipe votes to gain access to the coin. In this process, opinion leaders can use their connections and credit backing to swap benefits with the exchange in exchange for more favourable terms to become involved in the exchange and press the fast-forward button to log on to exchange trading.

In the ICO process simulation framework, the influence of opinion leaders is studied, and it is found that the business processes involved are mainly token transfer in the private placement stage and token registration on the exchange. Therefore, this paper simulates the above business processes on Ether with the help of the highly ubiquitous ERC-20 protocol, and it explores the influence mechanism from the technical implementation path. The business process and the technical path complement each other to form an enhanced closed loop, and the research further validates the existence of the influence of opinion leaders in the ICO model.

### Event Study

An event study is one of the most common applications of capital asset pricing models and is primarily used to determine whether the occurrence of a characteristic event in a capital market affects the price of an asset. Abnormal returns, which are the difference between actual returns and normal returns, are the most critical metric in the event study approach. This indicator can be measured by three models: the mean-adjusted model, the market-adjusted model and the market model. The market model chosen for this study is estimated using a market index of total market capitalization with bitcoin cryptocurrency and is set up as follows:

$$AR_{it} = R_{it} - (\alpha_i + \beta_i R_{mt}) \quad (1)$$

where  $AR_{it}$  denotes the abnormal returns of asset  $i$  in period  $t$ . Abnormal returns are the difference between actual returns  $R_{it}$  and normal returns  $ER_{it}$  in the event window. More generally,  $AR_{it} = R_{it} - ER_{it}$ .  $R_{mt}$  denotes the market index in period  $t$ , corresponding to normal returns.

### CO-ASnet for ICO Regulatory Strategy Framework

This study's regulatory strategy for the realization of opinion leader influence on token assets is to monitor blockchain digital assets in real time using decentralized prophecy machines in the ChainLink network, then have smart contracts collect prophecy machine data and perform risk assessment on them, and finally issue regulatory alerts through a visual interface, with the business model shown in Figure 3.

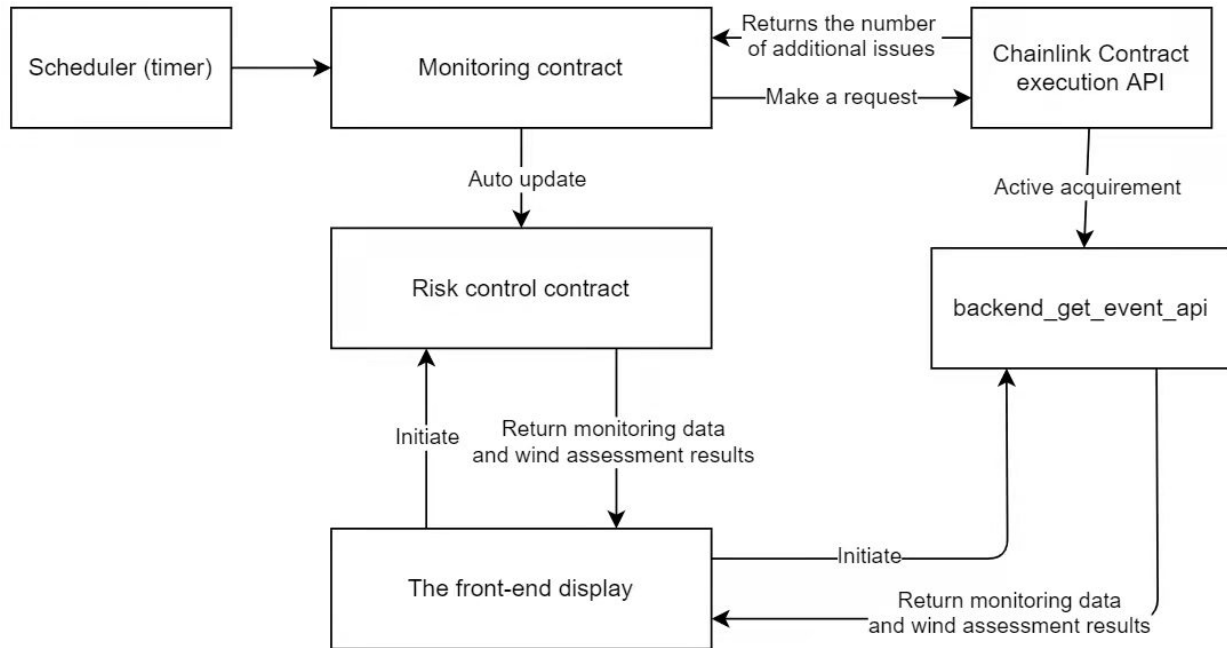


Figure 7. CO-ASnet ICO regulatory strategy business model

The proposed token issuer will issue a certain number of tokens to the blockchain in different random time periods. As shown in Figure 7, for an ICO business with access to the regulatory regime, the timing algorithm designed in the monitoring contract will use the scheduler to send instructions to the contracts in the ChainLink prophecy machine network to obtain data on newly issued tokens based on the algorithm design. When the prophecy machine receives the command from the monitoring contract, it will be directed to fetch the data of the blockchain token on each blockchain it is issued on based on the type of token specified by the monitoring contract. Once the prophecy machine has obtained the data of the requested blockchain tokens on each blockchain, it will send the information of the number of additional tokens issued on the chain to the monitoring contract. At the same time, it will also send the data directly to the front-end visual risk monitoring platform off-chain to ensure the reliability of the monitoring by the supervisor and prevent the occurrence of a single point of failure of the system. For its part, the monitoring contract assesses the current risk status of the blockchain tokens after obtaining the blockchain token data sent by the prophecy machine. Once the risk assessment is completed, a risk assessment report is generated via the risk control contract based on the risk assessment results and sent to the front-end visual risk monitoring platform. Finally, the regulator conducts a risk assessment based on the regulatory data obtained by the prophecy machine and the risk assessment results of the tokens returned by the risk control contract and provides relevant comments to the token issuer.

Through such a regulatory business process, a decentralized prophecy machine is used to monitor blockchain token issuance in real time to ensure the low cost, timeliness and flexibility of monitoring. At the same time, a smart contract is designed to perform decentralized automatic risk auditing and alert the regulator to verify the feasibility of the design for effective regulation of decentralized blockchain token issuance to reduce the utility of the influence realization of opinion leaders and ensure a certain degree of fairness.

## Result



The multi-party synergistic relationship in the ICO business process shows that as a key node in the flow of information, opinion leaders guide the direction of public opinion by controlling the breadth of the people affected by the dissemination of information and the intensity of the users influenced, thus causing abnormal fluctuations in asset prices. Event analysis is one of the most common applications of capital asset pricing models and is primarily used to determine whether the occurrence of a characteristic event in a capital market affects asset prices.

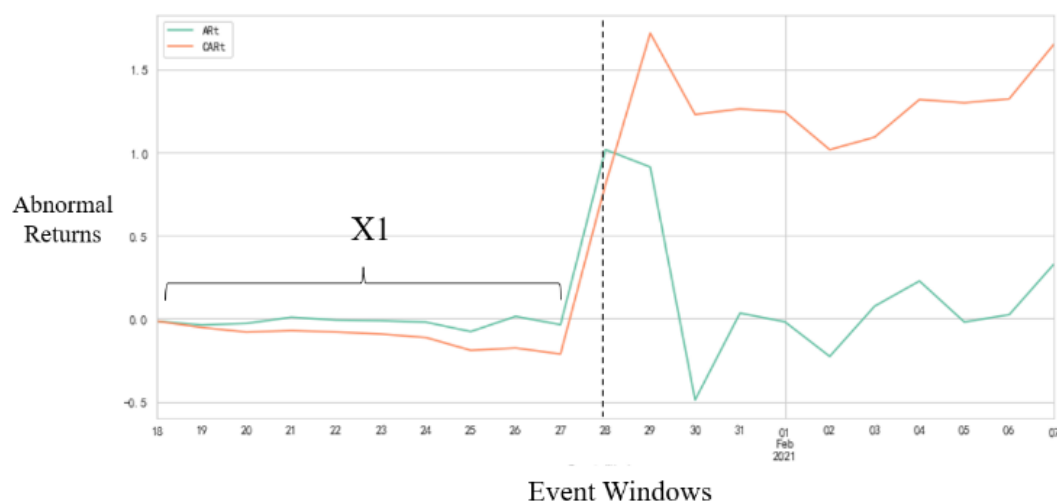
### Analysis of the existence of influence realization

In this paper, we study the real-life case of Musk tweeting about Dogecoin and analyse the token price fluctuations around the day on which Musk made his comments about Dogecoin to examine the impact of his comments on the token's excess returns. The daily Dogecoin price data collected in this paper are obtained from the TradingView database<sup>2</sup>, and the selected events are Musk's tweet "Dogecoin goes to the moon" (Event 1) and Musk's drama "Dogecoin is a scam" on a variety show (Event 2). The event days and the ranges of the estimation window, event window and post-event window for each event are shown in Table 1.

Table 1 Estimation window, event window and post-event window selection

	Event day	Estimation window	Time period	Event window	Time period	Post-event window	Time period
Event 1	2021.01.28	[-90, 11]	2020.10.30-2021.1.17	[-10,10]	2021.01.18-2021.02.7	[11,30]	2021.2.8-2021.2.27
Event 2	2021.05.09	[-90, 11]	2021.2.8-2021.4.28	[-10,10]	2021.4.29-2021.5.19	[11,30]	2021.5.20-2021.6.8

The calculated abnormal returns and cumulative returns are shown in the Additional materials. In addition, based on the empirical results, the abnormal returns and cumulative abnormal returns for Events 1 and 2 are plotted on a line graph that visualizes the reaction of the Dogecoin price to Musk's social media comments. Figure 2 represents the abnormal returns and cumulative returns resulting from Event 1 (Musk's Twitter shout-out for Dogecoin) in the event window.



<sup>2</sup> The TradingView website provides the daily trading volume and opening and closing prices for a wide range of crypto tokens. <https://www.tradingview.com/>

Figure 2. Abnormal return and cumulative abnormal return curves (Event 1)

The average value of abnormal returns in the ten days before the event day was -0.815%, with a variance of 0.00185. The abnormal return curve of section X1 in Figure 2 is relatively smooth, indicating that there was no abnormal fluctuation. Second, the cumulative abnormal returns were -8.15% on the day before the event day, indicating that the price movement of Dogecoin had not yet met the market's expectation and that the market did not show abnormal buying. The above two points indicate that the Dogecoin market did not anticipate that Musk would publicly call out orders in a tweet.

The abnormal returns of Dogecoin during the event window reached a maximum positive value of 100% on the event day and a maximum positive cumulative abnormal return of 175.5% on the first day after the event day, indicating that Musk's first tweet of "Dogecoin goes to the moon" with a picture had a substantial positive impact on the price of Dogecoin on the first day of the event and that investors were spurred on by the positive news to buy Dogecoin.

However, on the second day after the event day, the price of Dogecoin adjusted sharply as bearish speculators quickly entered the market, with abnormal returns reaching a low of -45.02%. Between five and ten days after the event day, the abnormal returns gradually stabilized, but the cumulative returns averaged 136.714% in the ten days after the event day and remained above 100%, suggesting that the positive comments issued by Musk caused Dogecoin investors to continue buying. Figure 3 shows the abnormal and cumulative returns from Event 2 (Musk's teasing of "Dogecoin is a scam" on the variety show Saturday Night Live) within the event window. Additionally, it reflects the impact of Event 2 (Musk's "Dogecoin is a scam" sketch on the variety show Saturday Night Live) on the price of Dogecoin assets.

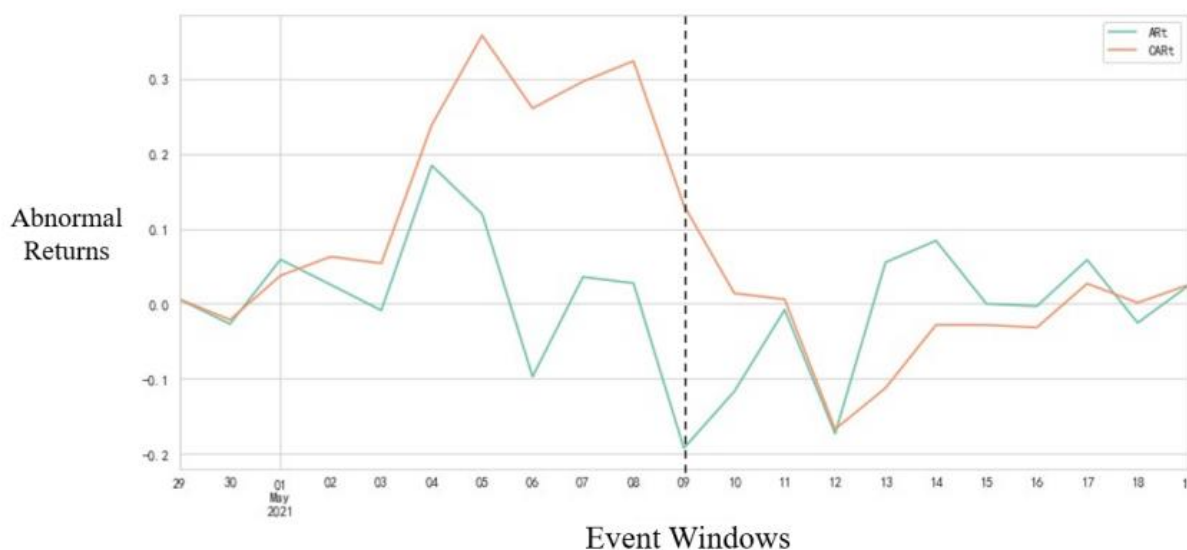


Figure 3. Abnormal return and cumulative abnormal return curves (Event 2)

We can see that five days before Event 2, Dogecoin's abnormal returns surged to +22.23% on May 4, 2021, and continued to remain at +13.31% on the day after, with average abnormal returns of 3.961% over the previous ten days as investor bullishness continued to rise. As of the day before Event 2, the cumulative abnormal returns of Dogecoin reached a maximum positive value of 39.60%, and the buying momentum in the Dogecoin secondary market was strong, indicating that the Dogecoin market did not anticipate Musk's potential "bearish" news in the media. Then, on the day of the event, when Musk teased "Dogecoin is a

scam" on the variety show Saturday Night Live, Dogecoin's abnormal returns reached a maximum drop of -19.03%, and the secondary market price of the token also dropped by 18.28% and continued to drop by 11.88% the following day, which is different from the upward price trend of Dogecoin before Event 2. Looking back at the price trend of Dogecoin, Event 2 also marked the beginning of a downwards spiral for the price of Dogecoin. Although Musk himself immediately clarified that "Dogecoin is a scam" was a joke, it is clear that the words of opinion leaders can sway a large number of investors to trade.

With 57 million followers on Twitter, Elon Musk is an opinion leader on social media and an investor in cryptocurrencies. Behind his frequent bullishness on Dogecoin, Musk himself is also a large holder of Dogecoin, and his comments often represent the movement of funds in the Dogecoin market. Therefore, the real-life case of Musk's call for Dogecoin is in line with the research target of this paper, i.e., the mechanism and effectiveness of blockchain technology-based opinion leaders' community influence realization, and the impact of Musk's comments on Dogecoin's secondary market can be analysed verify the influence of opinion leaders in the process of ICO token issuance.

### Analysis of the utility of influence realization

In the blockchain finance sector, project parties often borrow the names or images of famous actors, academic institutions, industry associations and professionals to recommend and guarantee project tokens to raise more funds. In return for project promotion, opinion leaders can often obtain the right to purchase tokens at low prices and bundle their interests with the project side and then release positive project information through social media shout-outs and public event speeches. This kind of celebrity information is widely disseminated among traders and can lead to a large number of irrational traders buying tokens, pushing up the price of token assets. Project owners and opinion leader communities often buy sufficient shares of project tokens at low prices before the release of positive information and take advantage of the trading liquidity and rising asset prices brought by the release of information to sell their tokens at high levels and convert them into fiat currency or fiat equivalent tokens, completing the harvest of influence realization. Some similar items and KOL information are shown in Table 2.

Table 2. Statistics of existing opinion leaders

Token name	Involving opinion leaders	Start price	Time	End price	Time	Maximum price	Time
Dogecoin	Tesla CEO <b>Elon Musk</b>	\$0.0074820000	1/27/2021 8:00:00AM	\$0.1708000000	7/20/2021 8:00:00AM	\$0.6848000000	5/7/2021 8:00:00AM
EthereumMax	Internet celebrity <b>Kim Kardashian</b> Boxing champion <b>Floyd Mayweather</b>	\$0.0000000024	5/28/2021 12:00:00AM	\$0.0000000772	6/12/2021 4:00:00PM	\$0.0000008546	5/30/2021 12:00:00 AM
ConstitutionDAO	Tesla CEO <b>Elon Musk</b>	\$0.0044000000	11/24/2021 8:00:00AM	\$0.0436100000	12/3/2021 8:00:00AM	\$0.1108000000	11/27/2021 8:00:00AM
TRON	Coin KOL <b>Sun Chenyu</b>	\$0.0020850000	12/5/2017 8:00:00AM	\$0.0301600000	2/5/2018 8:00:00AM	\$0.2206000000	1/5/2018 8:00:00AM
Stox	Footballers <b>Luis Suárez</b>	\$0.9431000000	8/6/2017 8:00:00AM	\$0.4477000000	9/23/2017 8:00:00AM	\$2.5925000000	8/25/2017 8:00:00AM
Squid Game	Netflix series <b>《The Squid Game》</b>	\$38.1100000000	1/11/2021 1:00:00PM	\$0.0033990000	1/11/2021 5:00:00PM	\$523.3000000000	1/11/2021 4:00:00 PM

By collating the cases of well-known influence cashing projects in the cryptocurrency sector, we found the following patterns after analysis: a) opinion leaders are mostly in the fields of technology, entertainment and sports. This result is partly due to the attribute of high media attention in the above-mentioned fields, which incubates more opinion leaders. On the other hand, it may be because followers in the entertainment, sports and technology sectors are more receptive to new things and they are potential investors who are

more likely to join cryptocurrency trading. b) Within the selected time window, the average loss of project token prices at the completion of influence realization compared to the peak of tokens within the time window was 82.6%, with the highest loss project being the Squid Game token project, which would have lost over 99.99% as shown in Figure 4 if bought at the peak. c) Most of these projects show a "single/multi-peak" pattern on the daily K chart or the 1H time-sharing K chart, which is often associated with the project owner or opinion leader cashing out, spreading positive information to drive the price up, and then selling the tokens quickly to trigger a trampling sell-off by the trader community. The difference between single and multiple peaks may be related to the strength of the opinion leader's own influence and the project owner's market capitalization management strategy. A single-peak pattern tends to imply a single large liquidation within a few hours before leaving the market, while a multi-peak pattern indicates a longer span of liquidation behaviour, a relatively small single cash out and a higher frequency of liquidation.

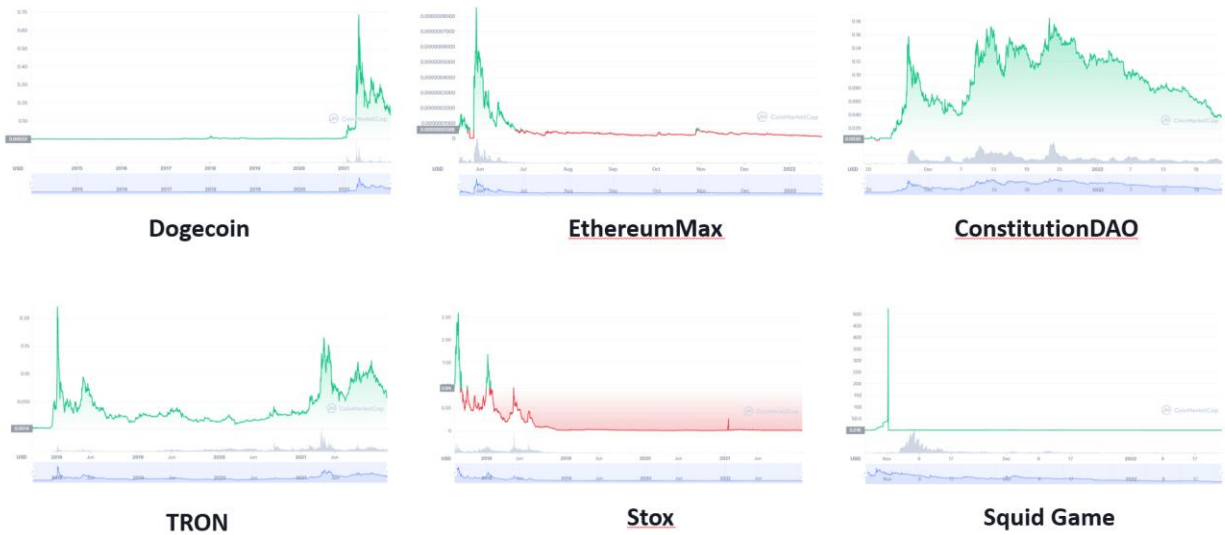


Figure 4. Token price trend of the influence of opinion leaders on existing projects

### CO-ASnet : A Token Issue Regulatory Platform<sup>3</sup>

To facilitate the effective regulation of tokens for influence realization, a risk-based regulatory platform has been developed. By invoking different data controls to numerically assess the number of additional tokens issued, the risk of current token offerings, etc., some targeted regulatory strategies are provided to the relevant functionaries.

The calculation and acquisition of the risk factor for the relevant tokens is handed over to the monitoring contract for processing and is judged based on the risk judgement formula  $\frac{ULM}{TM} \times \frac{UM}{RM}$ , where ULM is the current total circulating market value of USDT, TM is the total circulating market value of cryptocurrency assets, RM is the reserve amount of the USDT issuer, and UM is the issued market value of USDT. Based on the formula, when the calculation result is less than or equal to 1, the current USDT issuance is in good condition, and the risk condition is low. When the calculation result is greater than 1 and less than 5, the current USDT issuance is over-issued, the risk condition is medium, and there is a certain bubble in cryptocurrency assets. When the calculation result is greater than 5, the USDT issuance is severely over-

<sup>3</sup> The code implemented in this platform can be found at: <https://github.com/ECNU-Cross-Innovation-Lab/Influence-Realization>

issued, the risk condition is high, and there is a huge bubble in cryptocurrency assets. As shown in Figure 5, the data table of the number of incremental USDT can clearly determine the number of incremental tokens issued by the detailed block number and the address of the contract issued. Risk assessment is to be conducted with reference to the total market value of cryptocurrency ETH assets in circulation, in accordance with the risk judgement formula, with the help of the ChainLink prophecy machine network and smart contracts for risk calculation, and the measurement results are to be returned to the CO-ASnet for data display. It is easy to see from the graph that the risk factor measured by the simulation is 0.3049, which is less than or equal to 1, indicating that the token issuance under review is low risk and not susceptible to significant price fluctuations due to the influence of opinion leaders. It can also be exported or compressed with the help of this risk regulation CO-ASnet to further facilitate the regulator's control over token offerings and reduce the influence of opinion leaders and their community groups on token offerings.

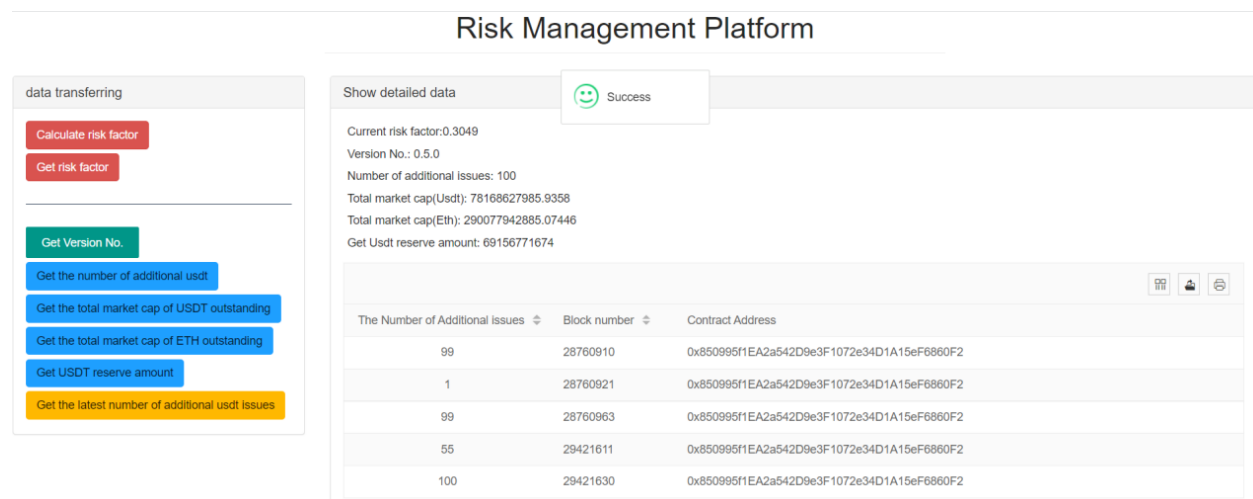


Figure 5. CO-ASnet as Risk management platform for the active supervision of cryptocurrency funds

In summary, the regulatory scheme is technically feasible and reproducible on any blockchain platform that supports smart contract editing and has strong portability. It is certainly an advantageous platform tool for the relevant functionaries to regulate the effectiveness of token realization due to the influence of opinion leaders.

## Discussion

The results of the empirical analysis show that the opinion leader effect measured in this paper exists and has good applicability to the study of cryptocurrency market price volatility. However, due to the lack of similar studies, this paper's use of event analysis to quantify the effect of opinion leaders is still experimental, and there is room for improvement and refinement. In addition, the event analysis method itself has no definite window setting and is highly subjective, and the fit  $R^2$  calculated by OLS regression in the market model is not an accurate measure of the prediction results; thus, there are certain limitations.

For the ChainLink network used in the regulation strategy, the smart contract can select any number of prediction machine nodes to obtain data, thus achieving data source decentralization, which ensures the reliability and low error of the monitoring process and prevents the monitoring from being flawed due to problems with a single data source. In addition to data source decentralization, ChainLink provides a reputation system, which means that each data provider node has its own set of reputation scores, and the dimensions of the reputation score include the running time, response time and successful completion of

tasks. This allows the monitor to select a data provider based on the reputation system, further ensuring the reliability of the data sources.

In addition, crypto marketplace project owners may develop and market products that are too risky, and investors may invest in projects that they do not even understand. Therefore, in addition to the regulatory framework for traditional financial intermediaries and markets, it is necessary to analyse the business processes of the multiple parties involved in blockchain financial services and find possible loopholes in the regulation based on them and then combine the technical implementation path of blockchain financial services to strengthen the regulation of the risks of blockchain financial innovation from both the business and technical perspectives to prevent opinion leaders from maliciously guiding the direction of the blockchain pass-through economy and reducing its influence on the realization of benefits.

Finally, our study initially shows a new potential path for money laundering. After money laundering funders identify block mining nodes, their funders transact by entering huge fees for packaging services. Eventually, the funds are able to enter the nodes of the transaction packaging parties, and these unusual transaction fees are often ignored by regulators. It is worth mentioning that the packaged block nodes that provide the service are often the mining pool.

## **Conclusion**

By using event analysis, this study demonstrates the influence of opinion leaders in the blockchain token economy, which can guide the price direction of token assets to a certain extent with their own and their team's capital and traffic. To reduce the effectiveness of opinion leaders' realization and enhance fairness and impartiality in the token issuance stage, the study also constructs a feasible regulatory platform with the help of the ChainLink prophecy machine network and, through a simulation experiment, confirms that this strategy can solve the problem posed by the fact that the current traditional regulatory approach cannot effectively regulate decentralized blockchain assets.

However, there is still some room for improvement, as ERC-20 protocol tokens are used in the simulated issuance process and both the purchaser and issuer issue tokens and pool funds through a token contract, without taking into account the liquidity brought by the ERC-721 protocol-based implementation of NFTs and various decentralized exchanges to the tokens. In future research, we will use decentralized exchanges in simulations to demonstrate the liquidity of ERC-721 tokens and conduct a further investigation into the impact of cryptocurrencies linked to physical objects to build on and improve the work presented in this paper.

Since the experimental simulation process as a whole is based on Ether, Ether congestion leads to a large time difference between the coin issuer and the regulatory control side, and the improvement in the regulatory control side's ability to monitor the coin issuer through the reasonable use of sidechain technology should be considered [18].

In the future, further research is needed in the following directions. First, the potential factors that cause abnormal volatility in the cryptocurrency market can be organized into modules, and the degree of influence of each factor can be examined in more detail. Second, more cases of opinion leaders shouting out or shorting can be searched for, and the numerical difference between the positive returns from positive news and the negative returns from negative news can be further investigated, combining different types of investors. The next step of empirical research is based on prospect theory and will involve combining the differences in psychological utility values between gains and losses for different types of investors. Finally, when the market model in event analysis predicts normal market returns, neural networks and deep learning

techniques can be used to improve the accuracy of the predictions and enhance the credibility of the conclusions.

## References

1. Nakamoto, Satoshi. Bitcoin: A peer-to-peer electronic cash system. *Decentralized Business Review*, 1-9 (2008).
2. Howell, S. T., Niessner, M., & Yermack, D. Initial coin offerings: Financing growth with cryptocurrency token sales. *The Review of Financial Studies*, 33(9), 3925-3974. <https://doi.org/10.1093/rfs/hhz131>(2020).
3. Chohan, U.W. Initial coin offerings (ICOs): Risks, regulation, and accountability. In *Cryptofinance and mechanisms of exchange*. pp. 165-177. (2019).
4. Fisch, C., Masiak, C., Vismara, S., & Block, J. Motives and profiles of ICO investors. *Journal of Business Research*, 125, 564-576 <https://doi.org/10.1016/j.jbusres.2019.07.036>(2021).
5. Zhong, W., & Jiang, T. Can internet finance alleviate the exclusiveness of traditional finance? evidence from Chinese P2P lending markets. *Finance Research Letters*, 40, 101731. <https://doi.org/10.1016/j.frl.2020.101731> (2021).
6. Hartmann, F., Wang, X., & Lunesu, M. I. Evaluation of initial cryptoasset offerings: the state of the practice. In *2018 International Workshop on Blockchain Oriented Software Engineering (IWBOSE)* pp. 33-39(2018).
7. Xing, P.F. & Li, X.X. Research on Formation Mechanism of Online Public Opinions and Guiding Strategy in Major Epidemic Prevention and Control——Qualitative Analysis Based on Online Public Opinion Texts During the Outbreak of COVID-19. *journal of intelligence*, (07), 67-74. <https://doi.org/10.3969/j.issn.1002-1965.2020.07.012>(2020),
8. Liu Z.C. & Zou X.Y. Will the Live Streaming of Internet Celebrities be More Popular: Research on the Impact of Online Shopping Context Matching on New Product Adoption. *Journal of South China University of Technology (Social Science Edition)*, 23(5), 14-24. <https://10.19366/j.cnki.1009-055X.2021.05.002>(2021).
9. Beniiche & Abdeljalil. A study of blockchain oracles. Preprint at <https://arxiv.org/abs/2004.07140> (2020).
10. Yuan, Y., Wang, X., Li, J., Qin, R., & Wang, F. Y. An overview of smart contract: architecture, applications, and future trends. In *2018 IEEE Intelligent Vehicles Symposium (IV)* pp. 108-113(2018).
11. Bi D.Y., Zhang Y.W, Bi Y.Q. Trusted data feed technology based on Oracle. *Information and Communications Technology and Policy*, 47(9): 79-84. <http://ictp.caict.ac.cn/CN/Y2021/V47/I9/79> (2021).
12. Liu J.Q., Qi J.Y. & Chen M.Y. A Study on the Relationship between Opinion Leaders and Online Group Influence Based on Social Network Analysis. *Information Science*, 36(11), 138-145(2018).
13. Yue, C. A., Chung, Y. J., Kelleher, T., Bradshaw, A. S., & Ferguson, M. A. How CEO social media disclosure and gender affect perceived CEO attributes, relationship investment, and engagement intention. *Journalism & Mass Communication Quarterly*, 98(4), 1157-1180. <https://doi.org/10.1177/1077699020943521> (2021).

14. Hu, Bin, et al. A comprehensive survey on smart contract construction and execution: paradigms, tools, and systems. *Patterns*, 2(2) 100179. <https://doi.org/10.1016/j.patter.2020.100179>(2021).
15. Elendner, H., Trimborn, S., Ong, B., & Lee, T. M. The cross-section of crypto-currencies as financial assets: Investing in crypto-currencies beyond bitcoin. In *Handbook of Blockchain, Digital Finance, and Inclusion*, Volume 1 pp. 145-173. Academic Press. <https://doi.org/10.1016/B978-0-12-810441-5.00007-5> (2018).
16. Cuffe, P.. The role of the ERC-20 token standard in a financial revolution: the case of Initial Coin Offerings. In *IEC-IEEE-KATS Academic Challenge*, pp. 22-23 (2018).
17. de Andrés P, Arroyo D, Correia R & Alvaro R. Challenges of the market for initial coin offerings. *International Review of Financial Analysis*, 79: 101966. <https://doi.org/10.1016/j.irfa.2021.101966> (2022).
18. Rožman, N., Diaci, J., & Corn, M. Scalable framework for blockchain-based shared manufacturing. *Robotics and Computer-Integrated Manufacturing*, 71, 102-139. <https://doi.org/10.1016/j.rcim.2021.102139>(2021).

## **Author information**

### **Affiliations**

**School of Computer Science and Technology, East China Normal University, Shanghai & Institute of Artificial Intelligence and Change Management, Shanghai University of International Business and Economics, Shanghai & Institute of Intelligent AI Education, East China Normal University, Shanghai**

Feng Liu

**Institute of Artificial Intelligence and Change Management, Shanghai University of International Business and Economics, Shanghai**

Jie Yang

**Institute of Artificial Intelligence and Change Management, Shanghai University of International Business and Economics, Shanghai**

Kun-peng Xu

**Institute of Artificial Intelligence and Change Management, Shanghai University of International Business and Economics, Shanghai**

Cang-long Pu

**Institute of Artificial Intelligence and Change Management, Shanghai University of International Business and Economics, Shanghai**

Jiayin Qi

**Institute of Artificial Intelligence and Change Management, Shanghai University of International Business and Economics, Shanghai**



## Contributions

Feng Liu: conceptualization, writing - review & editing, supervision, project administration, supervision. Jie Yang, Kun-peng Xu: conceptualization, methodology, software, validation, writing - original draft, visualization. Cang-long Pu: conceptualization, methodology. Jia-yin Qi: review & editing. All authors reviewed the manuscript.

## Corresponding authors

Please address correspondence to Feng Liu and Jiayin Qi.

## **Ethics declaration**

### Competing interests

The authors declare no competing interests.