

Unleashing the Multilingual Encoder Potential: Boosting Zero-Shot Performance via Probability Calibration

Ercong Nie^{1,2} Helmut Schmid¹ Hinrich Schütze^{1,2}

¹Center for Information and Language Processing (CIS), LMU Munich, Germany

²Munich Center for Machine Learning (MCML), Germany
nie@cis.lmu.de

Abstract

Pretrained multilingual encoder models can directly perform zero-shot multilingual tasks or linguistic probing by reformulating the input examples into cloze-style prompts. This is accomplished by predicting the probabilities of the label words at the masked token position, without requiring any updates to the model parameters. However, the performance of this method is limited by the model’s bias toward predicting label words which frequently occurred during the pretraining. These words typically receive high probabilities. To address this issue, we combine the models with *calibration* techniques which modify the probabilities of label words predicted by the models. We first validate the effectiveness of a proposed simple calibration method together with other existing techniques on monolingual encoders in both zero- and few-shot scenarios. We subsequently employ these calibration techniques on multilingual encoders, resulting in substantial performance improvements across a wide range of tasks¹.

1 Introduction

Prompt-based learning (Brown et al., 2020; Liu et al., 2021) has emerged as an important research area. Recent research demonstrates that multilingual encoder models are capable of accomplishing zero-shot cross-lingual learning (Zhao and Schütze, 2021; Huang et al., 2022) and linguistic probing (Shapiro et al., 2021; Hartmann et al., 2021) by using cloze-style prompts. These prompts consist of an input sample, a task-specific context and a mask token. The encoder model applies Masked Language Modeling (MLM) (Devlin et al., 2019) to generate predictions for the mask token using a selection of prescribed candidate tokens from the vocabulary. These predictions can be subsequently utilized for label classification or probing purposes.

¹The code and data for this work are publicly available: <https://github.com/ercong21/calibration>.

For example, the sentiment analysis of assigning the product review “*Worked as stated!*” to class POS can be reformulated as: “*Worked as stated!* All in all, it was [MASK].” The model is requested to fill in the word “*good*” at the mask token position, which is mapped to the POS label.

However, earlier studies indicate that the output of masked token prediction is biased towards certain label words in the candidate token list (Weissweiler et al., 2022; Nie et al., 2023). This bias not only affects the predicted class probabilities (Holtzman et al., 2021; Ahuja et al., 2022), but also deteriorates the model’s overall performance (Zhao et al., 2021; Lu et al., 2022). According to Weissweiler et al. (2022) and Zhao et al. (2021), label words with higher frequency in the pretraining corpus tend to be predicted with higher probabilities. Besides, the prompt context can also influence the degree of bias present in the masked token prediction.

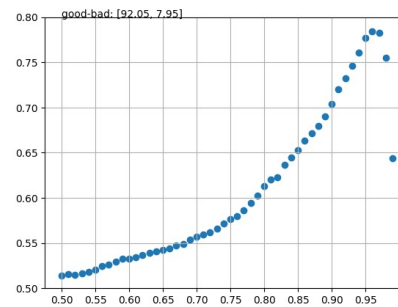


Figure 1: Example of the model predictions bias. The graph shows the accuracy on the amazon polarity test data (equally distributed) as a function of the classification threshold. x -axis refers to the threshold probability of good to classify examples with the class POS. The best results are obtained by classifying examples as POS if the probability of good exceeds 0.96.

Figure 1 illustrates the impact of the above mentioned biases on the model predictions. It shows the results of a binary sentiment analysis task with the BERT_{Base} (Devlin et al., 2019) model. The prompt template and label words used for this example can

Method	Description	Probability Calculation	Source
CC	Contextual Calibration	$\tilde{q}(\mathbf{y} x, t) = \mathbf{W}p(\mathbf{y} x, t) + \mathbf{b}$	Zhao et al. (2021)
PMI _{DC}	Domain Conditional Pointwise Mutual Information	$\tilde{q}(\mathbf{y} x, t) = \log \frac{p(\mathbf{y} x, t)}{p(\mathbf{y} t)}$	Holtzman et al. (2021)
CBM	Calibration By Marginalization	$\tilde{q}(\mathbf{y} x, t) = \frac{p(\mathbf{y} x, t)}{\frac{1}{ X } \sum_{x' \in X} p(\mathbf{y} x', t)}$	Yang et al. (2023)
Penalty	Probability Penalty	$\tilde{q}(\mathbf{y} x, t) = p(\mathbf{y} x, t) + \mathbf{p}$	Our proposed method

Table 1: Overview of Calibration Methods. \mathbf{y} refers to the label words. X is the test dataset, x is an input sample, and t is the prompt template.

be found in Table 6. By shifting the threshold for predicting POS from 0.5 to approx. 0.95, the performance can be improved by more than 25%. Given only a mask token as input, the model predicts 0.92 and 0.08 as probabilities for the label words good and bad, respectively. To tackle the bias in the distribution of label words, our proposed solution in this work is to combine pretrained encoder models with *calibration* methods.

In this paper, we contribute by (1) proposing a simple yet effective calibration method that involves adding trainable penalties to the probabilities of the label words, (2) demonstrating its effectiveness in achieving performance enhancements comparable to other existing calibration techniques, (3) refining the calibration parameters with only a few training examples for further improvement, and (4) boosting the zero-shot performance of multilingual encoders by introducing calibration methods.

2 Calibration Methods

2.1 Existing Calibration Methods

Contextual Calibration (CC) Zhao et al. (2021) apply an affine transformation (Platt et al., 1999) to the original probabilities, as the first equation in Table 1 shows. The parameters of the affine transformation are obtained from the output probability distribution of the content-free input, e.g., the mask token, denoted $\hat{\mathbf{p}}_{cf}$. $\mathbf{W} = \text{diag}(\hat{\mathbf{p}}_{cf})^{-1}$ is the inverse diagonal matrix of $\hat{\mathbf{p}}_{cf}$ and \mathbf{b} is an all-zero vector.

Domain Conditional Pointwise Mutual Information (PMI_{DC}) Holtzman et al. (2021) adjust the conditional class probability $p(\mathbf{y}|x, t)$ by dividing it with the prior probability $p(\mathbf{y}|t)$ of that class. We estimate $p(\mathbf{y}|t)$ for a given template t using MLM with a prompt created by instantiating the prompt template with an empty input.

Calibration By Marginalization (CBM) Yang et al. (2023) are inspired by PMI_{DC}. Unlike PMI_{DC}, CBM approximates $p(\mathbf{y}|x, t)$ in a more precise manner by computing its marginalized probability, as the third equation in Table 1 shows. For each prediction, the sum probability $\sum_{x' \in X} p(\mathbf{y}|x', t)$ are calculated by taking all test inputs into account.

2.2 Our Method: Probability Penalty

Motivated by the observation in Figure 1 that a simple shift in the model’s output distribution can substantially alleviate the label bias, we propose a penalty-based calibration approach as the equation in the last row of Table 1 shows. The core idea is to introduce a penalty term that is added to each individual label word probability. We initialize the corresponding parameter vector \mathbf{p} with the negative prior probabilities of the label words. We estimate these prior probabilities using the output distribution of MLM applied to a mask token as input.

3 Experimental Setup

Dataset We first validate the effectiveness of the different calibration methods on several monolingual tasks. We study sentiment analysis using two datasets: binary **Amazon Polarity** (McAuley and Leskovec, 2013) and the English subset of 5-label **Multilingual Amazon Reviews** (Keung et al., 2020), topic categorization using two datasets: the **Ag News** and **Yahoo Answers Topics** (Zhang et al., 2015), sentence pair classification using two datasets: English subsets of **MNLI** (Conneau et al., 2018) and **PAWS-X** (Yang et al., 2019), and 5 datasets from the GLUE benchmark (Wang et al., 2019): **CoLA** (Warstadt et al., 2019), **MRPC** (Dolan and Brockett, 2005), **QQP**, **RTE** (Dagan et al., 2005), and **WNLI** (Levesque et al., 2012). For the evaluation of multilingual encoders, we use **Multilingual Amazon Reviews**, **XNLI** and **PAWS-X**. Besides, following Nie et al.

	Balanced datasets (Acc.)					Imbalanced datasets (F1 Score)					Avg.	
	AG News	Amazon-P	Amazon-S	XNLI	Yahoo	Pawxx	CoLA	MRPC	QQP	RTE		WNLI
BERT _{Base}												
+ <i>no calib.</i>	60.2	54.6	24.8	41.3	36.0	31.2	41.2	46.1	26.9	39.5	29.0	39.2
+ <i>CC</i>	74.6	61.7	27.4	41.4	36.2	31.6	51.1	46.1	26.9	39.5	43.1	43.6
+ <i>PMI_{DC}</i>	62.1	70.8	29.9	37.9	32.1	33.8	51.3	44.3	49.5	38.2	30.4	43.7
+ <i>CBM</i>	73.6	71.3	33.6	42.9	45.2	49.3	49.9	50.6	52.6	50.9	42.3	51.1
+ <i>Penalty</i>	67.9	61.7	26.3	42.6	39.4	31.6	51.1	46.1	26.9	39.5	43.1	43.3
RoBERTa _{Base}												
+ <i>no calib.</i>	76.2	66.1	24.3	44.0	32.4	31.2	39.6	45.3	26.9	37.1	31.6	41.3
+ <i>CC</i>	74.1	79.5	20.0	39.8	15.2	33.7	23.6	46.6	39.8	35.9	32.1	40.0
+ <i>PMI_{DC}</i>	62.3	79.4	34.2	45.6	25.3	43.3	43.3	49.4	27.1	37.0	30.4	43.4
+ <i>CBM</i>	78.4	76.5	34.1	46.4	42.9	44.4	48.2	47.5	50.1	43.3	49.0	51.0
+ <i>Penalty</i>	75.6	79.5	30.1	41.4	26.9	33.7	23.6	46.6	39.8	35.9	32.1	42.3

Table 2: Results of zero-shot calibration methods on monolingual tasks. Amazon-P refers to Amazon Polarity (binary classification). Amazon-S refers to Amazon Star (5-way classification).

BERT _{Base}											
		AG News		Amazon-P		Pawxx		XNLI		Avg	
nli-based ZR		54.9		82.3		48.2		34.8		55.1	
calibration		Penalty	CC	Penalty	CC	Penalty	CC	Penalty	CC	Penalty	CC
zero-shot	0	67.9	74.6	61.7	61.7	45.4	45.4	42.6	41.4	54.4	55.8
few-shot	1	65.6 _{3.8}	75.7 _{1.0}	67.8 _{7.6}	71.0 _{5.6}	51.1 _{0.9}	51.4 _{0.9}	42.0 _{1.8}	41.2 _{1.9}	56.6 _{3.5}	59.8 _{2.4}
	2	67.2 _{3.1}	75.9 _{1.6}	71.9 _{4.4}	72.2 _{3.2}	51.0 _{1.1}	50.7 _{1.0}	42.7 _{0.6}	42.5 _{0.9}	58.2 _{2.3}	60.3 _{1.7}
	4	67.9 _{3.9}	76.6 _{0.7}	73.4 _{3.8}	70.3 _{2.9}	51.6 _{1.3}	50.9 _{1.3}	42.8 _{0.6}	42.8 _{0.3}	58.9 _{2.4}	60.2 _{1.3}
	8	69.1 _{1.5}	76.9 _{0.1}	75.2 _{2.3}	71.8 _{1.2}	51.6 _{1.1}	49.9 _{0.6}	42.9 _{0.2}	42.7 _{0.2}	59.7 _{1.3}	60.3 _{0.5}
	16	69.6 _{1.7}	76.9 _{0.1}	76.0 _{1.0}	71.4 _{1.2}	51.4 _{1.1}	49.7 _{1.0}	42.8 _{0.3}	42.6 _{0.2}	60.0 _{1.0}	60.2 _{0.6}
RoBERTa _{Base}											
		AG News		Amazon-P		Pawxx		XNLI		Avg	
nli-based ZR		67.9		84.8		45.3		34.3		58.1	
calibration		Penalty	CC	Penalty	CC	Penalty	CC	Penalty	CC	Penalty	CC
zero-shot	0	75.6	74.1	79.5	79.5	45.4	45.4	41.4	39.8	60.5	59.7
few-shot	1	75.6 _{2.6}	77.2 _{1.5}	77.4 _{8.0}	81.3 _{4.9}	48.4 _{1.8}	48.4 _{1.4}	45.9 _{0.9}	44.8 _{1.5}	61.8 _{3.3}	62.9 _{2.3}
	2	73.9 _{2.8}	77.3 _{1.2}	81.6 _{4.3}	80.8 _{2.4}	49.0 _{1.6}	48.3 _{0.9}	46.3 _{0.7}	45.8 _{0.7}	62.7 _{2.4}	63.1 _{1.3}
	4	74.5 _{1.9}	77.6 _{1.0}	82.2 _{4.4}	79.6 _{1.6}	49.3 _{0.6}	48.5 _{0.9}	47.2 _{0.2}	46.0 _{0.3}	63.3 _{1.8}	62.9 _{1.0}
	8	76.6 _{1.1}	78.1 _{0.5}	85.2 _{1.0}	79.7 _{1.5}	49.6 _{0.4}	48.1 _{0.7}	47.1 _{0.3}	46.0 _{1.0}	64.6 _{0.7}	63.0 _{0.9}
	16	78.3 _{0.5}	78.4 _{0.3}	85.1 _{1.0}	79.7 _{1.6}	49.4 _{0.6}	48.1 _{0.4}	47.0 _{0.2}	46.0 _{0.9}	65.0 _{0.6}	63.1 _{0.8}

Table 3: Results of few-shot calibration methods on monolingual tasks. *nli-based ZR* refers to the NLI-based zero-shot classification baseline (Yin et al., 2019).

(2023), we expand the **AG News** dataset to 25 languages using machine translation to conduct a wide range of cross-lingual analyses.

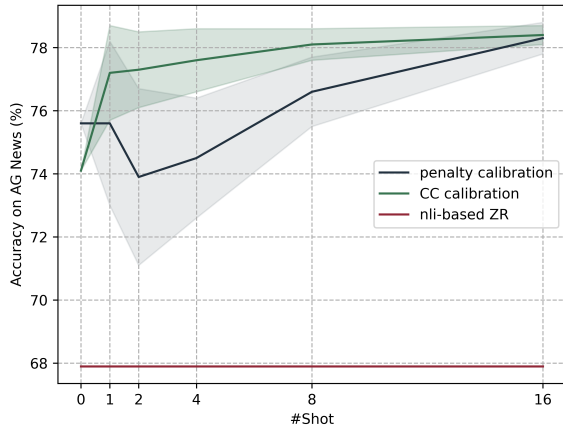
Setup In our monolingual experiments, we use the pretrained models bert-base-cased (Devlin et al., 2019) and roberta-base (Liu et al., 2019). In the multilingual experiments, we use their multilingual counterparts bert-base-multilingual-cased and xlm-roberta-base (Conneau et al., 2020). We use PyTorch (Paszke et al., 2019) and the HuggingFace framework (Wolf et al., 2020). We repeat each experiment 5 times with different random seeds and report the mean and variance. Details of the experimental setting can be found in Appendix A.

4 Results and Analysis

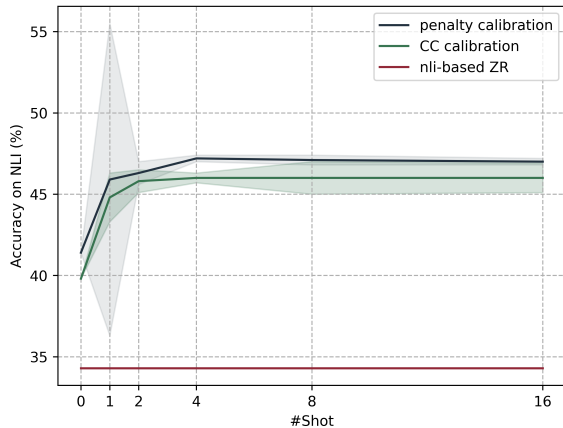
4.1 Results on Monolingual Encoders

4.1.1 Zero-shot calibration

We first validate the effectiveness of the various calibration methods on monolingual encoders. Table 2 shows the results of zero-shot calibration, where we directly calculate the calibrated probabilities without using additional training samples. We report accuracies for evenly distributed datasets and F1 scores for imbalanced datasets. Compared to the uncalibrated baseline systems, we obtain improvements across most of the tasks, except for the *CC* method combined with the RoBERTa model. In this specific case, the average performance worsens compared to the *no calibration* baseline due to outlier performance observed in several tasks, such as Yahoo and CoLA.



(a) AG News



(b) NLI

Figure 2: Performance and variation of few-shot calibration on the RoBERTa model.

4.1.2 Adding few-shot samples further boosts the performance

As the formulas in Table 1 show, PMI_{DC} and CBM directly modify the probabilities without introducing additional parameters, while CC and $Penalty$ use specific calibration parameters, which are trainable. In zero-shot calibration, these parameters are initialized by prior probabilities without being updated. We will now make use of the trainability of parameters in CC and $Penalty$ to investigate if applying few-shot training to calibration parameters further improves the performance.

Table 3 shows the results of few-shot calibration. We observe that training the calibration parameters on just a few samples further enhances the performance of the calibrated systems. Compared to zero-shot calibration, few-shot calibration achieves better performance in most cases. We also compare calibration methods in few-shot scenarios with the NLI-based zero-shot classification base-

line proposed by Yin et al. (2019). Details of the baseline setting and the few-shot training process are described in Appendices A.3 and B.

Figure 2 shows the few-shot calibration results of the RoBERTa model on the AG News and NLI tasks. Prior research (Zhao and Schütze, 2021) showed that few-shot learning can be unstable due to the randomness. However, as Figure 2 shows, the variation in performance diminishes obviously as the number of shots increases. Our experimental results indicate that few-shot calibration not only enhances the performance but also increases the steadiness.

4.2 Results on Multilingual Encoders

Table 4 shows our experimental results on multilingual datasets, indicating that calibration methods are also effective for multilingual encoders.

Our experiments cover a large range of languages considering both language availability, i.e., if or how much language data exists in the pretraining corpus, and language diversity, i.e., to which language family a language belongs. Specifically, for Amazon-S, XNLI and PAWS-X, we use the original test sets, mainly containing high-resource languages. In the multilingual AG News task, we include many low-resource and unseen languages by generating parallel multilingual test sets using machine translation techniques. Recent research by Hu et al. (2020) and Liu et al. (2022) shows that automatically translated test sets are useful for measuring cross-lingual performance. Hence, we adopt their methodology and expand the language coverage of the AG News dataset to 25. The list of languages can be found in Appendix C.

The results on multilingual BERT and XLM-R show that all four calibration methods improve the multilingual performance averaged across all tasks. For both models, CBM always emerges as the top-performing approach. Different from other approaches predicting the label with one input by another, CBM is the only method which leverages the test set (without labels) to adjust the calibration parameters. This could account for the substantial advantage of CBM over the others in terms of the performance.

4.3 Multilingual Analysis

Now we analyze how different language properties correlate with the performance of multilingual BERT on the AG News task.

	AG News	Amazon-S	XNLI	PAWS-X	Avg.
mBERT _{Base}					
+ <i>no calib.</i>	32.8	20.5	33.6	33.9	30.2
+ PMI_{DC}	48.8	22.5	33.6	44.4	37.3
+ <i>CBM</i>	53.8	25.1	34.9	49.2	40.8
+ <i>CC (max)</i>	53.9	23.9	35.1	44.8	39.4
+ <i>Penalty (max)</i>	54.6	23.8	35.3	47.1	40.2
XLM-R _{Base}					
+ <i>no calib.</i>	45.4	21.9	35.0	31.7	33.5
+ PMI_{DC}	59.8	23.0	33.6	37.8	38.6
+ <i>CBM</i>	63.3	28.9	37.8	46.3	44.1
+ <i>CC (max)</i>	59.6	23.7	35.3	43.7	40.6
+ <i>Penalty (max)</i>	57.5	23.6	35.8	43.4	40.1

Table 4: Results of calibration methods on multilingual datasets. We report the best results for *CC* and *Penalty* in different few-shot settings.

4.3.1 Language Accessibility

We first group the evaluation languages into low-resource languages, unseen languages, and languages with unseen scripts to determine the influence of language accessibility. Low-resource languages are languages which are contained in the pretraining corpus, but only account for a small amount of it. Unseen languages do not occur in the pretraining, thus the multilingual encoder has never seen them. The hardest case involves languages with unseen scripts, where the model has not even encountered the characters of the language. However, our test set contains no languages with completely unseen scripts because machine translation frequently generates code-switched data. Figure 3 (a) shows that low-resource languages perform generally better than the other two types of unseen languages, indicating that the multilingual encoder’s access to languages in the pretraining is crucial for the performance enhancement via calibration.

4.3.2 Language Diversity

We further group the languages according to their phylogenetic relationships, i.e., from which language family they are. We analyze the language families containing at least 3 languages. The box plots in Figure 3 (b) reveal that the impact of calibrating multilingual encoders varies across different language groups. Specifically, we observe that Indo-European and Dravidian languages tend to benefit more from calibration than Austronesian and Niger-Congo languages.

This discrepancy suggests that the effectiveness of calibration techniques can be influenced by the language accessibility of multilingual encoders and the linguistic characteristics of language families.

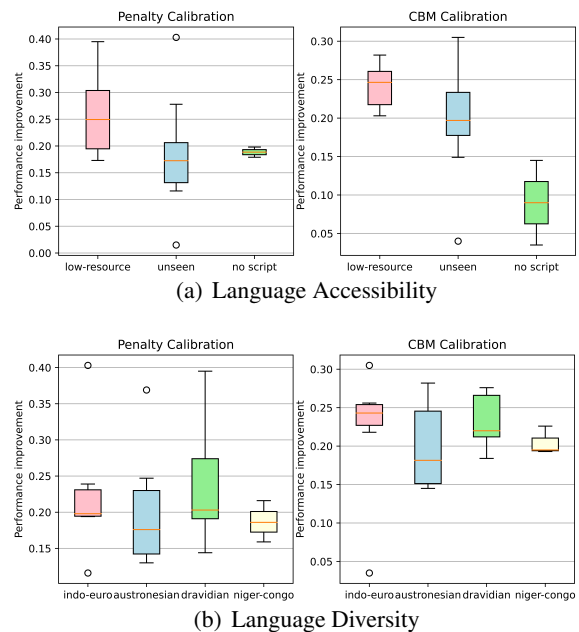


Figure 3: Performance Improvement of multilingual BERT with two calibration methods.

5 Conclusion

In conclusion, our work focuses on boosting the zero-shot learning performance of multilingual encoders in language understanding tasks through probability calibration techniques. We address the bias issue in the mask token prediction of label words by introducing various calibration techniques that modify the probabilities of these words. We first test the efficacy of different calibration methods in monolingual encoders. We also prove that with a minimal number of training examples, the calibrated probabilities yield further enhancements compared to the zero-shot calibration method. Our experiments on multilingual encoders demonstrate that all calibration methods bring a performance improvement across various tasks.

Limitations

We propose a simple yet effective calibration method to enhance the zero-shot performance for monolingual and multilingual encoders. While our work shows the effectiveness of calibration for enhancing the prediction with multilingual tasks, it is important to note that our research is primarily focused on classification tasks with multilingual encoders. As a result, our findings and proposed methods may not directly translate to generation tasks, such as question answering (QA), which involve the use of generative multilingual models. Future investigations should explore the application of our calibration methods on generation tasks and evaluate their effectiveness in enhancing the performance of generative multilingual models. This extension could provide valuable insights into the potential benefits and limitations of our approaches across a broader range of NLP tasks.

Ethics Statement

This research was conducted in accordance with the ACM Code of Ethics. All the datasets that we use are publicly available. We report only aggregated results in the main paper. We do not share any Personally Identifiable Data in this paper.

Acknowledgements

We extend our sincere gratitude to the anonymous reviewers for their invaluable contributions and constructive feedback that have greatly enriched the quality and scope of this paper. This work was supported by Munich Center for Machine Learning (MCML) and China Scholarship Council (CSC).

References

- Kabir Ahuja, Sunayana Sitaram, Sandipan Dandapat, and Monojit Choudhury. 2022. [On the calibration of massively multilingual language models](#). In *Proceedings of the 2022 Conference on Empirical Methods in Natural Language Processing*, pages 4310–4323, Abu Dhabi, United Arab Emirates. Association for Computational Linguistics.
- Tom Brown, Benjamin Mann, Nick Ryder, Melanie Subbiah, Jared D Kaplan, Prafulla Dhariwal, Arvind Neelakantan, Pranav Shyam, Girish Sastry, Amanda Askell, et al. 2020. Language models are few-shot learners. *Advances in neural information processing systems*, 33:1877–1901.
- Alexis Conneau, Kartikay Khandelwal, Naman Goyal, Vishrav Chaudhary, Guillaume Wenzek, Francisco Guzmán, Edouard Grave, Myle Ott, Luke Zettlemoyer, and Veselin Stoyanov. 2020. [Unsupervised cross-lingual representation learning at scale](#). In *Proceedings of the 58th Annual Meeting of the Association for Computational Linguistics*, pages 8440–8451, Online. Association for Computational Linguistics.
- Alexis Conneau, Ruty Rinott, Guillaume Lample, Adina Williams, Samuel Bowman, Holger Schwenk, and Veselin Stoyanov. 2018. [XNLI: Evaluating cross-lingual sentence representations](#). In *Proceedings of the 2018 Conference on Empirical Methods in Natural Language Processing*, pages 2475–2485, Brussels, Belgium. Association for Computational Linguistics.
- Ido Dagan, Oren Glickman, and Bernardo Magnini. 2005. The pascal recognising textual entailment challenge. In *Machine learning challenges workshop*, pages 177–190. Springer.
- Jacob Devlin, Ming-Wei Chang, Kenton Lee, and Kristina Toutanova. 2019. [BERT: Pre-training of deep bidirectional transformers for language understanding](#). In *Proceedings of the 2019 Conference of the North American Chapter of the Association for Computational Linguistics: Human Language Technologies, Volume 1 (Long and Short Papers)*, pages 4171–4186, Minneapolis, Minnesota. Association for Computational Linguistics.
- Bill Dolan and Chris Brockett. 2005. Automatically constructing a corpus of sentential paraphrases. In *Third International Workshop on Paraphrasing (IWP2005)*.
- Mareike Hartmann, Miryam de Lhoneux, Daniel Herscovich, Yova Kementchedjhiya, Lukas Nielsen, Chen Qiu, and Anders Søgaard. 2021. [A multilingual benchmark for probing negation-awareness with minimal pairs](#). In *Proceedings of the 25th Conference on Computational Natural Language Learning*, pages 244–257, Online. Association for Computational Linguistics.
- Ari Holtzman, Peter West, Vered Shwartz, Yejin Choi, and Luke Zettlemoyer. 2021. [Surface form competition: Why the highest probability answer isn’t always right](#). In *Proceedings of the 2021 Conference on Empirical Methods in Natural Language Processing*, pages 7038–7051, Online and Punta Cana, Dominican Republic. Association for Computational Linguistics.
- Junjie Hu, Sebastian Ruder, Aditya Siddhant, Graham Neubig, Orhan Firat, and Melvin Johnson. 2020. Xtreme: A massively multilingual multi-task benchmark for evaluating cross-lingual generalisation. In *International Conference on Machine Learning*, pages 4411–4421. PMLR.
- Lianzhe Huang, Shuming Ma, Dongdong Zhang, Furu Wei, and Houfeng Wang. 2022. [Zero-shot cross-lingual transfer of prompt-based tuning with a unified](#)

- multilingual prompt.** In *Proceedings of the 2022 Conference on Empirical Methods in Natural Language Processing*, pages 11488–11497, Abu Dhabi, United Arab Emirates. Association for Computational Linguistics.
- Phillip Keung, Yichao Lu, György Szarvas, and Noah A. Smith. 2020. **The multilingual Amazon reviews corpus.** In *Proceedings of the 2020 Conference on Empirical Methods in Natural Language Processing (EMNLP)*, pages 4563–4568, Online. Association for Computational Linguistics.
- Hector Levesque, Ernest Davis, and Leora Morgenstern. 2012. The winograd schema challenge. In *Thirteenth international conference on the principles of knowledge representation and reasoning*.
- Pengfei Liu, Weizhe Yuan, Jinlan Fu, Zhengbao Jiang, Hiroaki Hayashi, and Graham Neubig. 2021. Pre-train, prompt, and predict: A systematic survey of prompting methods in natural language processing. *arXiv preprint arXiv:2107.13586*.
- Yinhan Liu, Myle Ott, Naman Goyal, Jingfei Du, Mandar Joshi, Danqi Chen, Omer Levy, Mike Lewis, Luke Zettlemoyer, and Veselin Stoyanov. 2019. Roberta: A robustly optimized bert pretraining approach. *arXiv preprint arXiv:1907.11692*.
- Yongkang Liu, Shi Feng, Daling Wang, and Yifei Zhang. 2022. **MulZDG: Multilingual code-switching framework for zero-shot dialogue generation.** In *Proceedings of the 29th International Conference on Computational Linguistics*, pages 648–659, Gyeongju, Republic of Korea. International Committee on Computational Linguistics.
- Yao Lu, Max Bartolo, Alastair Moore, Sebastian Riedel, and Pontus Stenetorp. 2022. **Fantastically ordered prompts and where to find them: Overcoming few-shot prompt order sensitivity.** In *Proceedings of the 60th Annual Meeting of the Association for Computational Linguistics (Volume 1: Long Papers)*, pages 8086–8098, Dublin, Ireland. Association for Computational Linguistics.
- Julian McAuley and Jure Leskovec. 2013. Hidden factors and hidden topics: understanding rating dimensions with review text. In *Proceedings of the 7th ACM conference on Recommender systems*, pages 165–172.
- Ercong Nie, Sheng Liang, Helmut Schmid, and Hinrich Schütze. 2023. **Cross-lingual retrieval augmented prompt for low-resource languages.** In *Findings of the Association for Computational Linguistics: ACL 2022*, Toronto, Canada. Association for Computational Linguistics.
- Adam Paszke, Sam Gross, Francisco Massa, Adam Lerer, James Bradbury, Gregory Chanan, Trevor Killeen, Zeming Lin, Natalia Gimelshein, Luca Antiga, et al. 2019. Pytorch: An imperative style, high-performance deep learning library. *Advances in neural information processing systems*, 32.
- John Platt et al. 1999. Probabilistic outputs for support vector machines and comparisons to regularized likelihood methods. *Advances in large margin classifiers*, 10(3):61–74.
- Naomi Shapiro, Amandalynne Paullada, and Shane Steinert-Threlkeld. 2021. **A multilabel approach to morphosyntactic probing.** In *Findings of the Association for Computational Linguistics: EMNLP 2021*, pages 4486–4524, Punta Cana, Dominican Republic. Association for Computational Linguistics.
- Alex Wang, Amanpreet Singh, Julian Michael, Felix Hill, Omer Levy, and Samuel R. Bowman. 2019. GLUE: A multi-task benchmark and analysis platform for natural language understanding. In *Proceedings of the Seventh International Conference on Learning Representations*.
- Alex Warstadt, Amanpreet Singh, and Samuel R. Bowman. 2019. **Neural network acceptability judgments.** *Transactions of the Association for Computational Linguistics*, 7:625–641.
- Leonie Weissweiler, Valentin Hofmann, Abdullatif Köksal, and Hinrich Schütze. 2022. **The better your syntax, the better your semantics? probing pretrained language models for the English comparative correlative.** In *Proceedings of the 2022 Conference on Empirical Methods in Natural Language Processing*, pages 10859–10882, Abu Dhabi, United Arab Emirates. Association for Computational Linguistics.
- Thomas Wolf, Lysandre Debut, Victor Sanh, Julien Chaumond, Clement Delangue, Anthony Moi, Pierric Cistac, Tim Rault, Rémi Louf, Morgan Funtowicz, et al. 2020. Transformers: State-of-the-art natural language processing. In *Proceedings of the 2020 conference on empirical methods in natural language processing: system demonstrations*, pages 38–45.
- Sohee Yang, Jonghyeon Kim, Joel Jang, Seonghyeon Ye, Hyunji Lee, and Minjoon Seo. 2023. Improving probability-based prompt selection through unified evaluation and analysis. *arXiv preprint arXiv:2305.14877*.
- Yinfei Yang, Yuan Zhang, Chris Tar, and Jason Baldridge. 2019. **PAWS-X: A cross-lingual adversarial dataset for paraphrase identification.** In *Proceedings of the 2019 Conference on Empirical Methods in Natural Language Processing and the 9th International Joint Conference on Natural Language Processing (EMNLP-IJCNLP)*, pages 3687–3692, Hong Kong, China. Association for Computational Linguistics.
- Wenpeng Yin, Jamaal Hay, and Dan Roth. 2019. **Benchmarking zero-shot text classification: Datasets, evaluation and entailment approach.** In *Proceedings of the 2019 Conference on Empirical Methods in Natural Language Processing and the 9th International Joint Conference on Natural Language Processing (EMNLP-IJCNLP)*, pages 3914–3923, Hong Kong, China. Association for Computational Linguistics.

Xiang Zhang, Junbo Zhao, and Yann LeCun. 2015. Character-level convolutional networks for text classification. *Advances in neural information processing systems*, 28.

Mengjie Zhao and Hinrich Schütze. 2021. [Discrete and soft prompting for multilingual models](#). In *Proceedings of the 2021 Conference on Empirical Methods in Natural Language Processing*, pages 8547–8555, Online and Punta Cana, Dominican Republic. Association for Computational Linguistics.

Zihao Zhao, Eric Wallace, Shi Feng, Dan Klein, and Sameer Singh. 2021. [Calibrate before use: Improving few-shot performance of language models](#). In *Proceedings of the 38th International Conference on Machine Learning*, volume 139 of *Proceedings of Machine Learning Research*, pages 12697–12706. PMLR.

A Experimental Details

This section provides a comprehensive overview of our experimental setup, including hyperparameters, prompt templates that we use in our experiments, and the baselines.

A.1 Hyperparameters

To ensure experimental reproducibility, we present the hyperparameter settings used in our study in Table 5.

Hyperparameter	Value
Evaluation batch size	8
Learning rate	1e-4
Random seeds	{42, 421, 512, 1213, 1234}
Maximal sequence length	128
Few-shot numbers	{1, 2, 4, 8, 16}
GPU type	NVIDIA GeForce GTX 1080 Ti
Number of GPU	8

Table 5: Overview of hyperparameters.

A.2 Prompt Engineering

We select a set of prompt templates for the tasks through our preliminary experiments. Table 6 shows the prompt templates and the label words used in our experiment.

A.3 Baseline

To establish a baseline, we initially conduct experiments without employing any calibration methods. Subsequently, we introduce four calibration methods individually and evaluate their impact on the performance. Besides, we compare our calibration methods with an NLI-based zero-shot classification baseline proposed by Yin et al. (2019), where they first finetune a pretrained language model on the

MNLI dataset, then they reformulate common classification tasks to an NLI task format. The input sample is regarded as the premise, while the label serves as the hypothesis. The zero-shot classification is performed by directly comparing the probabilities of predicting entailment for all input-label pairs. For this baseline, we finetune a BERT model and a RoBERTa model on the MNLI task.

B Few-Shot Training of Calibration Parameters

Algorithm 1 presents the process of few-shot training of penalty calibration used in our few-shot investigation.

Algorithm 1: Few-Shot Training of Penalty Calibration

Input: set of few-shot training samples D , initial calibration parameter vector p_0 , number of epochs E , learning rate η

Output: Trained parameters p

Initialize $p \leftarrow p_0$;

for $epoch$ **in** $1, 2, \dots, E$ **do**

foreach (x, y) **in** D **do**

$l \leftarrow get_probs(x)$;

$l_y \leftarrow l - p$ # calibration;

$\hat{y} \leftarrow argmax_y(l_y)$;

if $y \neq \hat{y}$ **then**

$p_t[\hat{y}] \leftarrow p_t[\hat{y}] + \eta$;

$p_t[y] \leftarrow p_t[y] - \eta$;

end

end

end

C Detailed Results

Detailed results of the experiments in the main text can be found in this section. Table 8 shows the complete results of mBERT on the multilingual AG News dataset across all 25 languages. Table 7 provides an overview of languages covered by the multilingual AG News dataset.

Task	Prompt template	Label words
Ag News	mask News: [X]	'World', 'Sports', 'Business', 'Tech'
Amazon-P	[X]. All in all, it was mask.	'bad', 'good'
Amazon-P	[X]. All in all, it was mask.	'terrible', 'bad', 'ok', 'good', 'great'
XNLI	[X]? mask, [Y]	'Yes', 'Maybe', 'No'
Yahoo	mask Question: [X] [Y]	'Society', 'Science', 'Health', 'Education', . . .
PAWS-X	[X] . mask[Y]	'Wrong', 'Right'
CoLA	[X] . It is linguistically mask.	'wrong', 'right'
MRPC	[X]? mask, [Y]	'Wrong', 'Right'
QQP	Question 1: [X] Question 2: [Y] Question 1 and Question 2 are mask	'different', 'same'
RTE	[X]? mask, [Y]	'Wrong', 'Right'
WNLI	[X]? mask, [Y]	'Wrong', 'Right'

Table 6: Overview of prompt templates.

Code	Languages	Language Accessibility	Language Family
af	Afrikaans	Low-resource	Indo-European
co	Corsican	Unseen languages	Indo-European
eo	Esperanto	Unseen languages	Artificial
haw	Hawaiian	Unseen languages	Austronesian
hmn	Hmong	Unseen languages	Sino-Tibetan
ht	Haitian Creole	Low-resource	Indo-European
ig	Igbo	Unseen languages	Niger-Congo
jw	Javanese	Low-resource	Austronesian
km	Khmer	Unseen script	Austronesian
mi	Maori	Low-resource	Austronesian
mn	Mongolian	Low-resource	mongolian
mt	Maltese	Unseen languages	Afro-Asiatic
my	Burmese	Low-resource	Sino-Tibetan
ny	Chichewa	Unseen languages	Niger-Congo
or	Odia	Unseen script	Indo-European
sm	Samoan	Unseen languages	Austronesian
sn	Shona	Unseen languages	Dravidian
st	Sesotho	Unseen languages	Dravidian
sw	Swahili	Low-resource	Dravidian
ta	Tagalog	Low-resource	Austronesian
te	Telugu	Low-resource	Dravidian
tl	Tamil	Low-resource	Dravidian
ug	Uighur	Unseen languages	Turkic
ur	Urdu	Low-resource	Indo-European
uz	Uzbek	Low-resource	Turkic
zu	Zulu	Unseen languages	Niger-Congo

Table 7: Overview of languages covered by the multilingual AG News dataset.

	af	co	en	eo	haw	hmn	ht	ig	jw	km	mi	mn	mt	my
No calib.	40.4	32.6	47.3	31.9	27.1	30.9	35.7	30.2	38.0	33.3	29.0	32.0	29.9	33.8
Penalty	64.3	44.2	69.6	72.3	40.1	49.6	55.2	48.8	62.6	51.2	46.3	62.2	57.6	64.7
CBM	64.7	58.3	69.1	62.4	42.0	50.8	60.9	49.6	63.9	47.8	49.5	53.0	57.2	54.1
CC	65.6	59.7	67.8	68.0	43.4	49.7	65.2	52.4	66.4	41.4	51.2	55.4	57.4	51.7
PMI _{DC}	60.2	35.3	60.0	61.7	35.9	33.5	33.5	49.2	61.5	42.2	49.6	54.7	61.1	47.6
	ny	or	sm	sn	st	sw	ta	te	tl	ug	ur	uz	zu	avg.
No calib.	29.8	25.4	30.3	32.2	30.4	33.4	28.8	32.5	42.6	25.5	33.2	33.9	34.5	32.8
Penalty	51.4	45.2	43.5	52.4	44.8	72.9	65.6	59.9	61.7	27.0	52.6	59.1	50.3	54.6
CBM	52.4	28.9	46.1	53.4	48.8	59.9	57.0	60.0	64.6	29.5	56.8	58.9	53.7	53.8
CC	51.2	28.7	47.5	52.5	49.1	64.1	56.5	52.4	62.6	27.9	53.1	60.3	49.6	53.7
PMI _{DC}	50.2	28.6	43.9	50.9	44.6	61.6	50.1	43.6	66.1	29.3	55.0	56.4	51.3	48.8

Table 8: Results of mBERT on the multilingual AG News dataset across all languages.