

# Invariant Relations: A Bridge from Programs to Equations

**Wided Ghardallou**

*University of Sousse*

*Sousse, Tunisia*

*wided.ghardallou@gmail.com*

**Elijah Brick**

*New Jersey Institute of Technology*

*Newark, NJ USA*

*eb275@njit.edu*

**Hessamaldin Mohammadi**

*New Jersey Institute of Technology*

*Newark, NJ USA*

*hm385@njit.edu*

**Ali Mili\***

*New Jersey Institute of Technology*

*Newark, NJ USA*

*mili@njit.edu*

---

**Abstract.** Great advances in program analysis would be enabled if it were possible to derive the function of a program from inputs to outputs (or from initial states to final states, depending on how we model program semantics). Efforts to do so have always stalled against the difficulty to derive the function of loops; the expedient solution to capture the function of loops by unrolling them an arbitrary number of iterations is clearly inadequate. In this paper, we propose a relations-based method to derive the function of a C-like program, including programs that have loops nested to an arbitrary level. To capture the semantics of loops, we use the concept of *invariant relation*.

**Keywords:** Invariant relations, Symbolic execution, while loops, Mathematica (©Wolfram Research), Assume(), Capture(), Verify(), Establish().

## 1. Introduction: Analyzing C-like Programs

Despite decades of research in programming language design and implementation, and despite the emergence of several programming languages that have advanced, sophisticated, technical attributes,

---

Address for correspondence: Wided Ghardallou, University of Sousse, Tunisia

\*This research is partially supported by NSF Grant number DGE2043104

most software being developed today is written in C-like languages. The six top languages in the September 2023 Tiobe Index<sup>1</sup> (C, C++, C#, Java, Javascript, Python) are all derived from or inspired by C. The Tiobe Index reflects the frequency of occurrence of each programming language in web searches, and is usually interpreted as a measure of the frequency of use of each language. The dominance of C-like languages applies not only to new software development, but perhaps even more to the maintenance and evolution of legacy software.

As software maintenance and evolution continue to account for a large, and growing, percentage of software engineering costs and resources, and as software is increasingly developed from existing code, the ability to derive the function of a software artifact from an analysis of its source code becomes increasingly critical. The recent talk of using artificial intelligence to generate code makes this capability even more critical because AI generated code bridges two gaps that ought to be validated meticulously: the gap between what the user intends and what the user formulates as a prompt; and the gap (chasm?) between the user prompt and what the AI generator understands it to mean / specify [1, 2, 3, 4, 5, 6, 7, 8]. This latter gap is all the more critical that AI systems are notoriously opaque, thereby precluding any process-based quality controls.

To derive the function of a C-like program, we use a standard parser to transform the program into an abstract syntax tree (*AST*, for short), then we perform a recursive descent on the tree to derive an equation between the initial states and the final states of the program; this equation is formulated in the syntax of *Mathematica* (©Wolfram Research), and captures the semantics of the program. The function of the program can be derived by solving this equation in the final state as a function of the initial state. The question of deriving the function of a program written in a C-like language has eluded researchers for decades, primarily due to the presence of loops, whose function cannot be easily modeled in general. In this paper we show how we can, under some conditions, capture the function of iterative statements, such as while loops, for loops, repeat loops, etc, at arbitrary levels of nesting. We do so by means of the concept of *invariant relation*, which is a relation that links states that are separated by an arbitrary number of iterations.

But deriving the function of a program in all its minute detail may be too much information for an analyst to handle; programs are complex artifacts, whose function may contain too much detail, not all of it is relevant to an analyst (for example, how execution affects auxiliary variables does not matter as much as the impact of the auxiliary variables on important state variables). Also, a programmer who abhors poring over pages of source code will probably not relish the prospect of poring over pages of mathematical notation instead. Hence in addition to the ability to compute the function of a program, we are interested to offer the user the ability to query parts of the program at arbitrary scale. To this effect, we propose four functions, which can be applied to the source code of a program to analyze its semantic properties. These functions (*Assume()*, *Verify()*, *Capture()*, *Establish()*) can refer to a program label or program part, and are used to make assumptions or verify properties of program states or program functions.

In section 2 we briefly introduce some definitions and notations pertaining to relational mathematics; we assume that the reader is familiar with these notions, our only purpose is to specify notations and conventions. In section 3 we introduce invariant relations, discuss their properties, explore their use in the analysis of loops, then discuss how we generate them. In section 4 we discuss how we map

---

<sup>1</sup><http://www.tiobe.com/>

programs into equations, and how we can use these equations to analyze the semantics of a program. In section 5 we define four functions that can be used to query the source code of a C-like program and illustrate their operation, then in section 6 we discuss their implementation in an interactive GUI (Graphic User Interface). In section 7 we summarize our findings, compare them to related work, discuss threats to their validity, then sketch directions for future research.

## 2. Mathematical Background

We assume the reader familiar with relational mathematics; the purpose of this section is merely to introduce some definitions and notations, inspired from [9].

### 2.1. Definitions and Notations

We consider a set  $S$  defined by the values of some program variables, say  $x$  and  $y$ ; we denote elements of  $S$  by  $s$ , and we note that  $s$  has the form  $s = \langle x, y \rangle$ . We denote the  $x$ -component and (resp.)  $y$ -component of  $s$  by  $x(s)$  and  $y(s)$ . For elements  $s$  and  $s'$  of  $S$ , we may use  $x$  to refer to  $x(s)$  and  $x'$  to refer to  $x(s')$ . We refer to  $S$  as the *space* of the program and to  $s \in S$  as a *state* of the program. A relation on  $S$  is a subset of the cartesian product  $S \times S$ . Constant relations on some set  $S$  include the *universal* relation, denoted by  $L$ , the *identity* relation, denoted by  $I$ , and the *empty* relation, denoted by  $\phi$ .

### 2.2. Operations on Relations

Because relations are sets, we apply set theoretic operations to them: union ( $\cup$ ), intersection ( $\cap$ ), difference ( $\setminus$ ), and complement ( $\overline{R}$ ). Operations on relations also include: The *converse*, denoted by  $\widehat{R}$ , and defined by  $\widehat{R} = \{(s, s') | (s', s) \in R\}$ . The *product* of relations  $R$  and  $R'$  is the relation denoted by  $R \circ R'$  (or  $RR'$ ) and defined by  $R \circ R' = \{(s, s') | \exists s'' : (s, s'') \in R \wedge (s'', s') \in R'\}$ . The  $n^{\text{th}}$  *power* of relation  $R$ , for natural number  $n$ , is denoted by  $R^n$  and defined by  $R^0 = I$ , and  $R^n = R \circ R^{n-1}$ , for  $n \geq 1$ . The *transitive closure* of relation  $R$  is the relation denoted by  $R^+$  and defined by  $R^+ = \{(s, s') | \exists i > 0 : (s, s') \in R^i\}$ . The *reflexive transitive closure* of relation  $R$  is the relation denoted by  $R^*$  and defined by  $R^* = I \cup R^+$ . Given a predicate  $t$ , we denote by  $T$  the relation defined as  $T = \{(s, s') | t(s)\}$ . The *pre-restriction* (resp. *post-restriction*) of relation  $R$  to predicate  $t$  is the relation  $T \cap R$  (resp.  $R \cap \widehat{T}$ ). The *domain* of relation  $R$  is defined as  $dom(R) = \{s | \exists s' : (s, s') \in R\}$ , and the *range* of  $R$  ( $rng(R)$ ) is the domain of  $\widehat{R}$ . We apply the usual conventions for operator precedence: unary operators are applied first, followed by product, then intersection, then union.

### 2.3. Properties of Relations.

We say that  $R$  is *deterministic* (or that it is a *function*) if and only if  $\widehat{R}R \subseteq I$ , and we say that  $R$  is *total* if and only if  $I \subseteq R\widehat{R}$ , or equivalently,  $RL = L$ ; also, we say that  $R$  is *surjective* if and only if  $LR = L$ . A *vector*  $V$  is a relation that satisfies  $VL = V$ ; in set theoretic terms, a vector on set  $S$  has the form  $C \times S$ , for some subset  $C$  of  $S$ ; we use vectors as relational representations of sets. We note that for a relation  $R$ ,  $RL$  represents the vector  $\{(s, s') | s \in dom(R)\}$ ; we use  $RL$  as the relational

representation of the domain of  $R$ . A relation  $R$  is said to be *reflexive* if and only if  $I \subseteq R$ , *transitive* if and only if  $RR \subseteq R$  and *symmetric* if and only if  $R = \widehat{R}$ . We admit without proof that the transitive closure of a relation  $R$  is the smallest transitive superset of  $R$  and that the reflexive transitive closure of  $R$  is the smallest reflexive transitive superset of  $R$ . A relation that is reflexive, symmetric and transitive is called an *equivalence relation*. The following Proposition will be referenced throughout this paper.

**Proposition 2.1.** Let  $f$  and  $g$  be two functions on space  $S$ . Then  $f = g$  if and only if  $f \subseteq g$  and  $\text{dom}(g) \subseteq \text{dom}(f)$ .

**Proof.** Necessity is trivial. For sufficiency, let  $(s, s')$  be an element of  $g$ ; then  $s$  is an element of  $\text{dom}(g)$ , whence  $s$  is an element of  $\text{dom}(f)$ . From  $(s, f(s)) \in f$ , we infer that  $(s, f(s)) \in g$ ; since  $g$  is deterministic,  $f(s) = s'$ . Hence  $(s, s') \in f$ . From  $g \subseteq f$  and  $f \subseteq g$  we infer  $f = g$ . **qed**

## 2.4. Loop Semantics

Given a program  $p$  on state space  $S$ , the *function* of program  $p$  is denoted by  $P$  and defined as the set of pairs of states  $(s, s')$  such that if  $p$  starts execution in state  $s$  it terminates normally (i.e. after a finite number of steps, without attempting any illegal operation) in state  $s'$ . As a result, the domain of  $P$  is the set of states  $s$  such that if  $p$  is executed on state  $s$  it terminates normally. By abuse of notation, we may sometimes denote a program  $p$  and its function  $P$  by the same symbol,  $P$ .

The following Proposition gives a formula for the function of a loop.

**Proposition 2.2.** The function of the while loop  $w$ : `{while (t) {b}}` on space  $S$  is:

$$W = (T \cap B)^* \cap \widehat{T},$$

where  $T$  is the vector that represents condition  $t$  and  $B$  is the function of `{b}`.

A proof of this Proposition is given in [10].

## 3. Invariant Relations

In this section, we briefly present a definition of invariant relations, then we discuss in turn: what we use invariant relations for; then how we generate invariant relations.

**Definition 3.1.** Given a while loop  $w$  of the form `{while (t) {b}}`, an *invariant relation* of  $w$  is a reflexive transitive superset of  $(T \cap B)$ , where  $T$  is the vector that represents condition  $t$  and  $B$  is the function of `{b}`.

The following properties stem readily from the definition of invariant relations.

**Proposition 3.2.** Given a while loop  $w$ : `{while (t) {b;}}` on space  $S$ ,

- The intersection of invariant relations of  $w$  is an invariant relation of  $w$ .
- $(T \cap B)^*$  is an invariant relation of  $w$ .
- $(T \cap B)^*$  is the smallest invariant relation of  $w$ : it is a subset of any invariant relation of  $w$ .

**Proof.** The first clause is a consequence of the property that the intersection of reflexive transitive relations is reflexive and transitive. The second and third clauses are properties of the reflexive transitive closure of a relation. **qed**

For illustration, we consider space  $S$  defined by natural variables  $n, f, k$ , and we let  $w$  be the following program:

$w$ : {while ( $k \neq n+1$ ) { $f=f*k$ ;  $k=k+1$ ;}}

For this program we find (using  $s$  as a stand-in for  $\langle n, f, k \rangle$  and  $s'$  as a stand-in for  $\langle n', f', k' \rangle$ ):

$$T = \{(s, s') \mid k \neq n + 1\},$$

$$B = \{(s, s') \mid n' = n \wedge f' = f \times k \wedge k' = k + 1\}.$$

We leave it to the reader to check that the following are invariant relations for  $w$ :

$$R_0 = \{(s, s') \mid n' = n\},$$

$$R_1 = \{(s, s') \mid k \leq k'\},$$

$$R_2 = \{(s, s') \mid \frac{f}{(k-1)!} = \frac{f'}{(k'-1)!}\}.$$

Since these are invariant relations of  $w$ , so is their intersection  $R = R_0 \cap R_1 \cap R_2$ .

### 3.1. Using Invariant Relations

The following Proposition is a simple corollary of Proposition 2.2; it stems readily from the property that any invariant relation  $R$  of  $w$  is a superset of  $(T \cap B)^*$ .

**Proposition 3.3.** Given a while loop of the form  $w$ : {while ( $t$ ) { $b$ }} on space  $S$ , and an invariant relation  $R$  of  $w$  the following inequality holds:  $W \subseteq R \cap \widehat{T}$ .

As an illustration, we consider the factorial program above and we compute the proposed upper bound  $W'$  of  $W$ :

$$W' = R \cap \widehat{T}$$

= {substitution, simplification}

$$\{(s, s') \mid k \leq n + 1 \wedge n' = n \wedge k' = n + 1 \wedge f' = n! \times \frac{f}{(k-1)!}\}.$$

According to Proposition 3.3,  $W$  is a subset of  $W'$  (given above). On the other hand, the loop converges for all  $s$  that satisfy the condition ( $k \leq n + 1$ ), hence  $\text{dom}(W') \subseteq \text{dom}(W)$ . Since  $W'$  is deterministic, we can apply Proposition 2.1, which yields  $W = W'$ . This is indeed the function of the (uninitialized) loop.

### 3.2. The Elementary Invariant Relation

The following Proposition gives a constructive / explicit formula for a trivial invariant relation, which we call the *elementary invariant relation*.

**Proposition 3.4.** Due to [11]. Given a while loop of the form  $w: \{\text{while } (t) \{b\}\}$  on space  $S$ , the following relation is an invariant relation for  $w$ :

$$E = I \cup T(T \cap B),$$

where  $T$  is the vector that represents the loop condition and  $B$  is the function of the loop body.

This relation includes pairs of states  $(s, s')$  such that  $s = s'$ , reflecting the case when the loop does not iterate at all, and pairs of states  $(s, s')$  when the loop iterates at least once, in which case  $s$  satisfies  $t$  and  $s'$  is in the range of  $(T \cap B)$ .

As an illustration, we consider the factorial loop introduced above, in which we change the condition from  $t: (k != n+1)$  to  $t': (k < n+1)$ :

$$v: \{\text{while } (k < n+1) \{f = f * k; k = k + 1;\}\}$$

This change does not affect the loop's invariant relations. If we apply the formula of Proposition 3.3 to the invariant relation  $R = R_0 \cap R_1 \cap R_2$ , we find the following upper bound of  $V$ :

$$\begin{aligned} & R \cap \widehat{T'} \\ = & \{\text{Substitutions}\} \\ & \{(s, s') \mid k \leq k' \wedge n' = n \wedge \frac{f}{(k-1)!} = \frac{f'}{(k'-1)!} \wedge k' \geq n + 1\}. \end{aligned}$$

This is not a deterministic relation: unlike in the previous example (where we had  $k' = n + 1$ ) we do not have sufficient information to derive the final value of  $k'$ . The elementary invariant relation will help us derive the missing information:

$$\begin{aligned} & E = I \cup T'(T' \cap B) \\ = & \{\text{Substitutions}\} \\ & I \cup \{(s, s') \mid k < n + 1 \wedge \exists s'' : k'' < n'' + 1 \wedge n' = n'' \wedge k' = k'' + 1 \wedge f' = f'' \times k''\} \\ = & \{\text{Simplification}\} \\ & I \cup \{(s, s') \mid k < n + 1 \wedge k' < n' + 2 \wedge \exists f'' : f' = f'' \times (k' - 1)\}. \end{aligned}$$

Applying Proposition 3.3 with the new invariant relation  $R' = R \cap E$  yields the following upper bound  $V'$  for  $V$ , where we abbreviate  $(\exists f'' : f' = f'' \times (k' - 1))$  by  $\text{mult}(f', k' - 1)$ :

$$\begin{aligned} & V' = R_0 \cap R_1 \cap R_2 \cap E \cap \widehat{T'} \\ = & \{\text{Factoring } E\} \\ & I \cap R_0 \cap R_1 \cap R_2 \cap \widehat{T'} \\ & \cup \\ & R_0 \cap R_1 \cap R_2 \cap \{(s, s') \mid k < n + 1 \wedge k' < n + 2 \wedge \text{mult}(f', k' - 1)\} \cap \widehat{T'} \\ = & \{\text{Substitutions, Simplifications}\} \\ & I \cap \widehat{T'} \\ & \cup \{(s, s') \mid k < n + 1 \wedge n' = n \wedge k' \geq n + 1 \wedge \frac{f}{(k-1)!} = \frac{f'}{(k'-1)!} \wedge k' < n + 2 \wedge \text{mult}(f', k' - 1)\} \\ = & \{\text{Simplifications, making } \text{mult}(f', k' - 1) \text{ redundant}\} \end{aligned}$$

$$\begin{aligned} & \{(s, s') \mid k \geq n + 1 \wedge n' = n \wedge k' = k \wedge f' = f\} \\ & \cup \{(s, s') \mid k < n + 1 \wedge n' = n \wedge k' = n + 1 \wedge f' = n! \times \frac{f}{(k-1)!}\}. \end{aligned}$$

We see that  $V'$  is deterministic; on the other hand, the loop converges for all initial states, hence  $\text{dom}(V) = S$ , from which we infer vacuously:  $\text{dom}(V') \subseteq \text{dom}(V)$ . By Proposition 2.1, we infer  $V' = V$ ; the elementary invariant relation was instrumental in enabling us to compute the function of the loop.

### 3.3. Generation of Invariant Relations

The elementary invariant relation is the only invariant relation we get for free, so to speak: we derive it constructively from the features of the loop,  $T$  and  $B$ ; not surprisingly, it gives very little (yet sometimes crucial) information about the function of the loop. All the other invariant relations can only be derived by a meticulous analysis of  $T$  and  $B$ . The following Proposition is the basis of our approach to the generation of invariant relations.

**Proposition 3.5.** Given a while loop of the form  $w: \{\text{while } (t) \{b\}\}$  on space  $S$ , and a superset  $B'$  of  $(T \cap B)$ , then  $B'^*$  is an invariant relation for  $w$ .

**Proof.** If  $B'$  is a superset of  $(T \cap B)$ , then so is  $B'^*$ ; on the other hand,  $B'^*$  is by construction reflexive and transitive. **qed**

To generate invariant relations, it suffices to isolate supersets of the function of the guarded loop body, and generate reflexive transitive supersets thereof. In particular, if we decompose  $(T \cap B)$  as the intersection of several terms, say:

$$(T \cap B) = B_1 \cap B_2 \cap B_3 \dots \cap B_n,$$

then we can compute the reflexive transitive closure (say  $R_i$ ) of each  $B_i$  and take their intersection to find an invariant relation for the loop as:  $R = \bigcap_{i=1}^n R_i$ .

### 3.4. A Database of Recognizers

In order to automate the process of invariant relation generation, we create a database of *recognizers*, where each recognizer is made up of four components:

- *Formal Space Declaration*,  $\sigma$ . This includes C-like variable declarations and constant declarations (as needed). These are intended to be matched against actual variable declarations of the loop.
- *Condition of Application*,  $\alpha$ . Some recognizers can be applied only under some conditions, which we formulate in this column.
- *Formal Clause*,  $\gamma$ . This includes clauses that are formulated in terms of the variables declared above, and are intended to be matched against the function of the guarded loop body.

- *Invariant Relation Template*,  $\rho$ . This represents a superset of the reflexive transitive closure of the formal clause  $\gamma$  (above).

The following pattern-matching algorithm is deployed to generate invariant relations of a loop, using the database of recognizers:

- For each recognizer in the database,
  - For each type-compatible mapping  $m$  from the formal variable declarations of the recognizer to the actual variable declarations of the program,
    - \* We check whether condition  $m(\alpha)$  holds (i.e. the recognizer is applicable) and whether  $F$  logically implies  $m(\gamma)$  (i.e. the function of the guarded loop body matches the formal clause of the recognizer, in which formal variable names are replaced by actual variable names).
    - \* In case of success, we generate  $m(\rho)$ ; in other words, we instantiate the invariant relation template (formulated in formal variable names) with actual variable names. This gives us an invariant relation of the loop.

Table 1 shows some sample recognizers, for purposes of illustration, where  $\otimes$  represents list concatenation and also (by abuse of notation) the operation of appending an element to a list; and  $Fib()$  represents the Fibonacci function. We distinguish between 1-recognizers, 2-recognizers and 3-recognizers, depending on the number of conjuncts in their *Formal Clause* component ( $\gamma$ ); in practice we find that we seldom need to match more than three conjuncts at a time.

### 3.5. Condition of Sufficiency

Given a while loop  $w: \{\text{while } (\tau) \{b; \}\}$  that we wish to analyze, we compute its invariant relation  $E = I \cup T(T \cap B)$ , then we use recognizers such as those of Table 1 to generate further invariant relations, take their intersection with  $E$ , say  $R$ , then use Proposition 3.3 to derive a superset (approximation)  $W'$  of the function  $W$  of  $w$ . As we find more and more invariant relations and take their intersection, the resulting invariant relations grows smaller and smaller. The question we ask is: how small does  $R$  have to be to ensure that we actually find the exact function  $W$ . It is tempting to think that in order to derive the function of the loop ( $W = (T \cap B)^* \cap \widehat{T}$ ) by means of the approximation given in Proposition 3.3 ( $W' = R \cap \widehat{T}$ ), it is necessary to derive the smallest invariant relation ( $R = (T \cap B)^*$ ). According to the following Proposition, this is not necessary.

**Proposition 3.6.** Given a while loop  $w: \{\text{while } (\tau) \{b; \}\}$  on space  $S$  and an invariant relation  $R$  of  $w$ , the function  $W$  of  $w$  equals  $R \cap \widehat{T}$  if and only if:

- $R \cap \widehat{T}$  is deterministic.
- $dom(R \cap \widehat{T}) \subseteq dom(W)$ .



ID	Formal Space, $\sigma$	Condition, $\alpha$	Formal Clause, $\gamma$	Invariant Relation Template, $\rho$
1R1	AnyType x;	<b>true</b>	$x' = x$	$x' = x$
1R2	int i;	<b>true</b>	$i' = i + 1$	$i \leq i'$
1R3	int x; const int a	$a \neq 0$	$x' = x + a$	$ax \leq ax' \wedge$ $x \bmod  a  = x' \bmod  a $
2R0	int x, y; const int a, b	<b>true</b>	$x' = x + a$ $\wedge y' = y + b$	$ay - bx = ay' - bx'$
2R2	listType v,w	$length(v) > 0$	$v' = tail(v) \wedge$ $w' = w \otimes head(v)$	$v' \leq v \wedge$ $w \otimes v = w' \otimes v'$
2R3	listType v; int x; const int a	$a \neq 0$	$v' = tail(v) \wedge$ $x' = x + a$	$x + a \times length(v)$ $= x' + a \times length(v')$
2R4	int f(int i); int i,x;	$i \geq 0$	$i' = i + 1 \wedge$ $x' = x + f(i)$	$x - \sum_{k=0}^{i-1} f(k)$ $= x' - \sum_{k=0}^{i'-1} f(k)$
3R1	const int N; real x, a[N]; int i	$N \geq 0$	$x' = x + a[i]$ $\wedge i' = i - 1$ $\wedge a' = a$	$x + \sum_{k=0}^i a[k]$ $= x' + \sum_{k=0}^{i'} a'[k]$
3R2	int x, y, i	<b>true</b>	$x' = x + y \wedge$ $y' = x \wedge$ $i' = i + 1$	$x' = x \times Fib(i' - i + 1)$ $+ y \times Fib(i' - i)$ $y' = x \times Fib(i' - i)$ $+ y \times Fib(i' - i - 1)$

Table 1. Sample Recognizers

**Proof.** Necessity is trivial. For sufficiency, consider that because of the first hypothesis, we can use Proposition 2.1, since  $R \cap \widehat{T}$  and  $W$  are both deterministic. The condition  $W \subseteq R \cap \widehat{T}$  stems from Proposition 3.3; the condition  $dom(R \cap \widehat{T}) \subseteq dom(W)$  is given by hypothesis. By Proposition 2.1,  $W = R \cap \widehat{T}$ . **qed**

Henceforth we use  $W$  to designate the function of the loop and  $W'$  to designate the approximation  $W' = R \cap \widehat{T}$  that we can derive from some invariant relation  $R$ ; we rename  $W'$  as  $W$  once we ensure that  $W'$  does satisfy the conditions of Proposition 3.6.

Given that we are approximating  $W = (T \cap B)^* \cap \widehat{T}$  by  $W' = R \cap \widehat{T}$  for some invariant relation  $R$  of  $\mathfrak{w}$ , it is tempting to think that we can achieve the condition  $W = W'$  only with the invariant relation  $R = (T \cap B)^*$ . But this Proposition makes no mention of such a condition, and the following (counter-) example, due to [13], shows that we can achieve  $W = R \cap \widehat{T}$  while  $R$  is not equal to  $(T \cap B)^*$ , but is a superset thereof.

- *Space*,  $S = \{0, 1, 2\}$ .
- *Loop Condition*,  $T = \{1, 2\} \times S$ . Whence,  $\widehat{T} = S \times \{0\}$ .
- *Loop Body Function*,  $B = \{(1, 0), (2, 0)\}$ .
- *Invariant Relation*,  $R = \{(0, 0), (1, 0), (1, 1), (1, 2), (2, 0), (2, 1), (2, 2)\}$ .

We can easily check:

$$T \cap B = \{(1, 0), (2, 0)\};$$

whence

$$(T \cap B)^+ = (T \cap B),$$

from which we infer

$$(T \cap B)^* = I \cup (T \cap B) = \{(0, 0), (1, 0), (1, 1), (2, 0), (2, 2)\}.$$

Taking the intersection with  $\widehat{T}$ , we find:

$$W = (T \cap B)^* \cap \widehat{T} = \{(0, 0), (1, 0), (2, 0)\}.$$

Now we consider the approximation  $W' = R \cap \widehat{T}$  derived from relation  $R$ ; first, we must check that  $R$  is indeed an invariant relation. Clearly, it is reflexive; on the other hand, we verify easily that  $R^2 \subseteq R$ , hence  $R$  is transitive; finally it is also a superset of  $(T \cap B)$ , hence  $R$  is an invariant relation. We compute:

$$\begin{aligned} W' &= R \cap \widehat{T} \\ &= \{\text{Substitutions}\} \\ &\quad \{(0, 0), (1, 0), (1, 1), (1, 2), (2, 0), (2, 1), (2, 2)\} \cap \{(0, 0), (1, 0), (2, 0)\} \\ &= \{\text{Inspection}\} \\ &\quad (T \cap B)^* \cap \widehat{T}. \end{aligned}$$

Hence we have shown on this example that the function of the loop  $W = (T \cap B)^* \cap \widehat{T}$  can be equal to the approximation derived from an invariant relation  $R$ , namely  $W' = R \cap \widehat{T}$  even though  $R$  is not

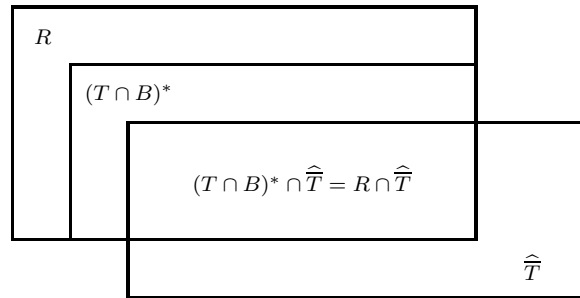


Figure 1. Achieving  $(T \cap B)^* \cap \widehat{T} = R \cap \widehat{T}$  does not require  $R = (T \cap B)^*$

equal to  $(T \cap B)^*$ , but is a superset thereof:

$$(T \cap B)^* = \{(0, 0), (1, 0), (1, 1), (2, 0), (2, 2)\},$$

$$R = \{(0, 0), (1, 0), (1, 1), (1, 2), (2, 0), (2, 1), (2, 2)\}.$$

Figure 1 shows in stark, plain terms why this is hardly surprising: just because two sets have the same intersection with a third set does not mean they are equal.

**The practical implication of this result is that we can compute the function of a while loop without having to compute the reflexive transitive closure of its guarded loop body.** In other words, we do not need to find the smallest invariant relation of a while loop; rather it suffices to find a small enough invariant relation  $R$  to satisfy the conditions of Proposition 3.6 (both of which impose upper bounds on  $R$ ). This suggests that authors who approximate the function of a loop by computing the transitive closure of its loop body function may be aiming unnecessarily high, i.e. setting a goal that is unnecessarily difficult to achieve.

## 4. Mapping Programs to Program Functions

### 4.1. A Three Step Process

In this section we discuss how we derive the function of a program, written in the syntax of Mathematica, from its Java source code. Our tool proceeds in three steps:

- **J2A:** *From Java to an Abstract Syntax Tree.* In this step, we deploy a standard Java parser that analyzes the source code for syntactic correctness and maps it onto an abstract syntax tree. All subsequent steps are independent of the source language; so that we can handle any C-like language for which we can find a parser that maps source code onto an AST of the right format.
- **A2M:** *From the AST to Mathematica* (©Wolfram Research). Each internal node of the Abstract Syntax Tree represents a control structure of the programming language, and each leaf represents an elementary programming language construct (such as an assignment statement, a variable declaration, etc). Our goal is to map the abstract syntax tree into an equation between the initial state of the program (represented by, say, state  $s$ ) and its final state (represented by  $sP$ ). We do so by a recursive descent through the abstract syntax tree, where at each node

we generate a Mathematica equation that captures the semantics of the programming construct represented by that node.

- **M2F: From a Mathematica Equation to a Program Function.** Regardless of how large or how deeply nested, the Mathematica equation generated in the previous step is an equation between the initial state and the final state of the program; in the case of the sample program of Figure 2, it is an equation involving variables  $\langle x, y, t, i, j, k \rangle$ , which represent the initial state and variables  $\langle xP, yP, tP, iP, jP, kP \rangle$ , which represent the final state of the program. In this step, we invoke Mathematica to derive the final state as a function of the initial state, thereby yielding the function of the program. In other words, we transition from an equation of the form  $Eq(s, sP)$  to a solution of the form  $sP = F(s)$ ;  $F$  is then the function of the program.

The first step (J2A) is carried out by a routine Java parser; the third step (M2F) is carried out by Mathematica. Our contribution is in step A2M, which we discuss in the next subsection.

## 4.2. A Recursive Descent

The abstract syntax tree includes two types of leaves, i.e. nodes which do not give rise to any recursive calls: variable declarations and assignment statements.

- *Variable Declaration.* The effect of a variable declaration is to add the new variable in the symbol table while preserving the values of all the current variables. Hence we write:

$$A2M(\text{var } x) = (x1==x1P \ \&\& \ x2==x2P \ \&\& \ \dots \ xn==xnP),$$

for all current state variables  $x1 \dots xn$ . The symbol table includes the name of the variable and its data type, as well as the primed version of the variable, and the double primed version, as shown below:

var	type	primed	2-primed
x	int	xP	xPP
...	...	...	...

One version we are considering would assign an undefined value to the newly declared variable, and we should then extend the semantic definition of expressions in such a way that when it appears in any expression, this undefined value causes the expression to take the undefined value; this would be useful to alert users to unassigned variables (i.e. cases where a variable is referenced before it is given a value). Such a rule would then be written as:

$$A2M(\text{var } x) = (xP==\text{Undef} \ \&\& \ x1P==x1 \ \&\& \ x2P==x2 \ \&\& \ \dots \ xnP==xn),$$

- *Assignment Statement.* Given a variable  $x$  and an expression  $E$  whose value is compatible with the data type of  $x$ , we let  $\text{def}E(s)$  be the predicate that specifies the condition under which expression  $E$  can be evaluated at state  $s$ , then:

$$A2M(x=E) = (\text{def}E(s) \ \&\& \ xP==E(s) \ \&\& \ x1P==x1 \ \&\& \ x2P==x2 \ \&\& \ \dots \ xnP==xn).$$

The internal nodes of the Abstract Syntax Tree give rise to recursive calls of  $A2M()$ ; we specify below the result of applying  $A2M()$  to each type of internal node.

- *Block.* We consider a simple scope, consisting of a single variable declaration within brackets. We write:  

$$A2M(\{Xtype\ x; B\}) = [Exists\ x, xP: A2M(B)].$$
Let  $S$  be the space of the program outside the block; then the space of  $B$  is the cartesian product of  $Xtype$  by  $S$  whereas the space of  $\{Xtype\ x; B\}$  is merely  $S$ . Hence the function of  $\{Xtype\ x; B\}$  is the projection of the function of  $B$  on space  $S$ ; this is achieved by quantifying ( $\exists$ ) variables  $x$  and  $xP$ .
- *Sequence.* We consider a sequence of two statements:  

$$A2M(p1;p2) = [Exists\ sPP: sP2sPP(A2M(p1)) \ \&\&\ s2sPP(A2M(p2))],$$
where  $sp2sPP(Eq)$  replaces each instance of a primed variable in  $Eq$  by a double primed variable, and  $s2spp(Eq)$  replaces each instance of an unprimed variable in  $Eq$  by a double primed variable. Consider that  $A2M(p1)$  is an equation in  $s$  and  $sP$ , and  $sp2spp(A2M(p1))$  is an equation in  $s$  and  $sPP$ ; likewise,  $s2sPP(A2M(p2))$  is an equation in  $sPP$  and  $sP$ . By taking the conjunction of these two equations and quantifying for  $sPP$ , we find an equation in  $s$  and  $sP$  that relates the states before ( $s$ ) and after ( $sP$ ) execution of  $\{p1;p2\}$ .
- *If-then-else.* The following rule stems readily from the semantics of the statement:  

$$A2M(if\ (t)\ A\ else\ B) = t \ \&\&\ A2M(A) \ || \ !t \ \&\&\ A2M(B).$$
- *If-then.* The following rule stems readily from the semantics of the statement:  

$$A2M(if\ (t)\ A) = t \ \&\&\ A2M(A) \ || \ !t \ \&\&\ sP==s.$$

In the next section, we discuss the semantic definition of some common iterative constructs.

### 4.3. Semantic Rules for Iteration

Given a while loop of the form  $w: \text{while } (t) \{b;\}$ , we let  $invR(t, B)$ , where  $B$  is the function of the loop body, be the intersection of all the invariant relations that are generated for  $w$ ; this includes the elementary invariant relation as well as the invariant relations that are generated by pattern matching against the recognizers. Using  $invR()$ , we can define the semantics of any iterative construct in C-like languages (while loop, for loop, repeat until, do while, etc). We present below the semantics of some common iterative constructs:

- *While Loop.* The following equation is a direct consequence of Proposition 3.3.  

$$A2M(\text{while } (t) \{B\}) = invR(t, A2M(B)) \ \&\&\ !t(sP).$$
We can have loops nested to an arbitrary degree; the call and return sequence of the recursive descent ensures that inner loops are replaced by their function before outer loops are analyzed.
- *For Loop.* We use a simple for-loop pattern, for illustration:  

$$A2M(\text{for } (int\ i=a; i<b; i++) \{B\})$$

$$=$$

$$\left\{ \begin{array}{l} \left( \begin{array}{ll} x & xP \\ y & yP \\ t & tP \\ i & iP \\ j & jP \\ k & kP \end{array} \right) \mid (i < j) \wedge \left( \begin{array}{l} xP = x \wedge \\ yP = \frac{-7+7^{j-i}(7+6y)}{6} \wedge \\ tP = i - j \wedge \\ iP = i \wedge \\ jP = i \wedge \\ kP = k + j - i \end{array} \right) \right\} \\ \cup \\ \left\{ \begin{array}{l} \left( \begin{array}{ll} x & xP \\ y & yP \\ t & tP \\ i & iP \\ j & jP \\ k & kP \end{array} \right) \mid (i = j \wedge j \geq 0) \wedge \left( \begin{array}{l} xP = yFib(j) + xFib(j+1) \wedge \\ yP = yFib(j-1) + xFib(j) \wedge \\ tP = j \wedge \\ iP = i \wedge \\ jP = j \wedge \\ kP = k \end{array} \right) \right\},
\end{array} \right.$$

Table 2. Program Function

$[\text{Exists } i, iP: i==a \ \&\& \ iP==b \ \&\& \ \text{invR}(i<b, \ iP=i+1 \ \&\& \ A2M(B))].$

Note that  $i$  is not a state variable; it is an auxiliary variable that serves to count the number of iterations and is discarded, by virtue of being quantified ( $\text{Exists } i, \ iP$ ). This rule specifies the initial and final value of variable  $i$ , and invokes the invariant relation generator  $\text{invR}()$  with the loop condition ( $i<b$ ), and with the function of the loop body  $A2M(B)$  accompanied, so to speak, with the incrementation of  $i$  ( $iP=i+1$ ).

- *Repeat Loop.* A repeat loop is similar to a while loop (with negated condition), except that the loop body is executed before the loop condition is tested. Whence the following rule:

$A2M(\text{repeat } \{B\} \text{ until } (t)) = A2M(B; \text{while } (!t) \{B\}).$

#### 4.4. An Illustrative Example

For the sake of illustration, we show in this section a sample program written in Java (Figure 2), along with the corresponding Abstract Syntax Tree (AST, Figure 3) and the program function (Figure 2). As for the Mathematica equation that is generated from the AST, it is available online at

<http://web.njit.edu/~mili/matheq.pdf>.

The nesting structure of the equation reflects the structure of the AST, which is itself a reflection of the level of nesting of the program's control structure. By solving this equation in the primed variable ( $xP, yP, tP, iP, jP, kP$ ) as a function of the unprimed variables ( $x, y, t, i, j, k$ ), we get the function that the program defines from its initial states to its final states. Note that even though the program has three branches, its function has only two terms; we will see in section 6 why that is the case.

```

public class Main
{
    public static int f(int x)
        {x= 7*x+7; return x;}

    public static void main(String argv[])
        {int x, y, t, i, j, k;
        // read x, y, i, j, k, t;
        Label L1;
        t= i-j;
        j= i+5;
        if (i>j)
            {x= 0;
            y= f(x);
            while (i!=j)
                {i= i+k;
                k= k+1;
                i= i-k;
                y= f(y);
                Label L2;}}
            Label L3;}
        else
            {if (j>i)
                {while (j != i)
                    {j= j+k;
                    k= k-1;
                    j= j-k;
                    y= f(y);};
                Label L4;}
            else
                {while (t!=i)
                    {for (int z=0; z!=y; z=z+1)
                        {x= x+1;}
                    y= x-y;
                    t= t+1;}
                Label L5;}
            }
        k= i+j;
        j= 2*k;
        Label L6;}
}

```

Figure 2. Sample Java Code

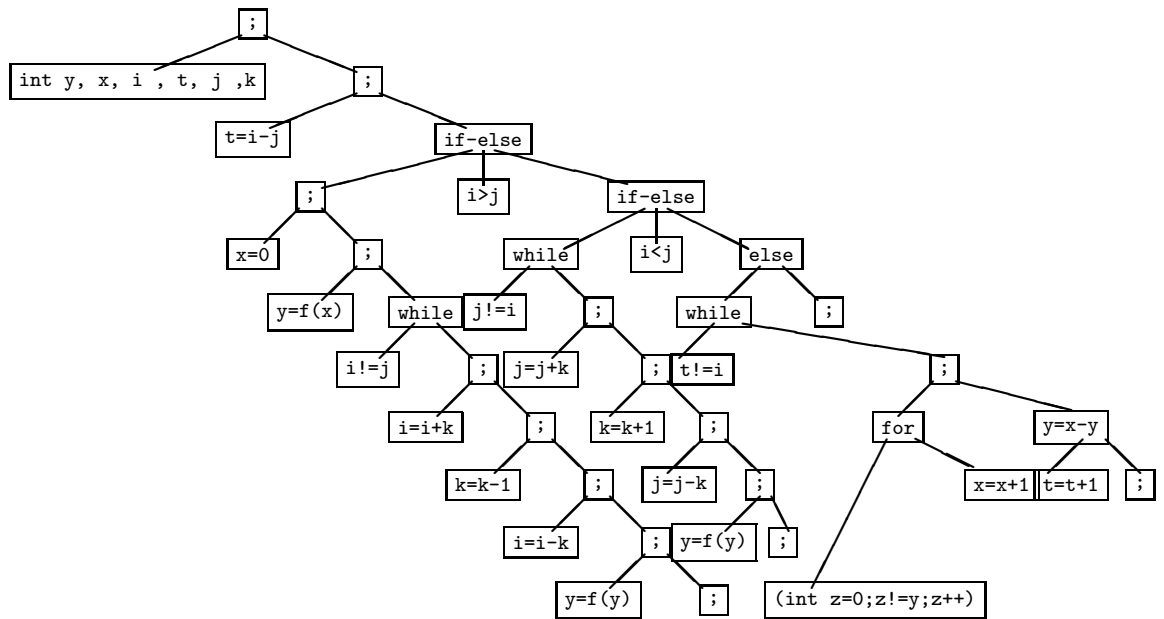


Figure 3. AST: Abstract Syntax Tree

## 5. Querying Source Code at Scale

### 5.1. Assume, Capture, Verify, Establish

Computing the function of a program is a valuable capability, but it may be too much of a good thing:

- If the program being analyzed is too large, its function is likely to be large and complicated as well. A programmer who abhors poring over pages of code, will probably not relish the prospect of poring over pages of mathematical expressions instead.
- While computing the function of a program in all its detail is a commendable goal, it runs the risk that we capture secondary / insignificant functional details alongside the important functional attributes of the program.
- If the function of the program differs from what the user expects, it may be helpful for the user to analyze the program at a smaller scale, to understand which part of the code is faulty.

For all these reasons, we propose a set of functions that enable a user to query the source code at specific locations (labels) in the program, for specific sections of code. If the programming language does not have provisions for labels, we create artificial labels by means of dummy object declarations, in such a way that we have no impact on the program semantics. Also, we give the user the ability to highlight a part of the source code and assign it a name, so that it can be the subject of subsequent queries. These functions are invoked as part of an interactive session, and are answered by the system on the basis of a static analysis of the source code (see Figure 4).



- *Assume()*.
  - *@L: Assume(C)*, where  $L$  is a label and  $C$  is a unary predicate on the state of the program, formulates an assumption that the user makes about the state of the program at label  $L$ . In particular, this function can be used to formulate the pre-specification of a program or a subprogram or to serve as an assumption for a local proof.
  - *@P: Assume(C)*, where  $P$  is a named program part and  $C$  is a binary predicate on the state of the program, formulates an assumption that the user makes about the function of  $P$ . In particular, this function can be used to formulate a hypothesis on a program part in the process of proving a property about a larger encompassing program.
- *Capture()*.
  - *@L: Capture()*, where  $L$  is a label, calls on the system to generate two unary conditions: A *Reachability Condition*, which is the condition on the initial state of the program under which execution reaches label  $L$ ; and a *State Assertion*, which captures everything that is known about the state of the program at label  $L$ , considering the assumptions that may have been recorded previously, and in light of the code that is executed between the start of the program and label  $L$ .
  - *@P: Capture()*, where  $P$  is a program part, calls on the system to generate a binary predicate in the state of the program (in  $(s, s')$ ), which captures everything that is known about the function of  $P$ .
- *Verify()*.
  - *@L: Verify(C)*, where  $L$  is a label and  $C$  is a unary condition on the state of the program, calls on the system to return TRUE or FALSE depending on whether condition  $C$  is assured to be true at label  $L$  or not. For the sake of documentation, we may also include the condition under which label  $L$  is reachable (if a label is unreachable, saying that some condition holds or does not hold at that label may be misleading). A user may invoke *Verify(C)* to check a program's postcondition for correctness.
  - *@P: Verify(C)*, where  $P$  is a program part and  $C$  is a binary condition on the state of the program, calls on the system to return TRUE or FALSE depending on whether program  $P$  refines the binary relation defined by  $C$ . A user may invoke *Verify(C)* to check, for example, whether a program or program part satisfies some safety condition.
- *Establish()*.
  - *@L: Establish(C)*, where  $L$  is a label and  $C$  is a unary condition that does not hold at label  $L$ . The call to this function deploys program repair techniques [14] to generate mutants of the path from the first executable statement of the program to label  $L$ , and selects a mutant that makes condition  $C$  true at label  $L$  (and of course making label  $L$  reachable as well).
  - *@P: Establish(C)*, where  $P$  is a program part and  $C$  is a binary predicate on the state of the program that is not refined by the function of  $P$ . The call to this function deploys

program repair technology to generate mutants of  $P$  and select a mutant that makes  $@P$ :  $Verify(C)$  return TRUE.

We refer to these four functions as the *ACVE functions*, where ACVE is the acronym made up of the initials of these functions. These functions may sound similar to those of Dafny [15, 16], which features functions such as *assert()*, *requires()*, *ensures()*. Our work is actually different from *Dafny* in fundamental ways:

- The Dafny functions (*assert()*, *requires()*, *ensures()*) apply to programs written in the Dafny programming language, whereas our ACVE functions can be applied to any C-like programming language (provided we transform its source code to an AST).
- Dafny’s functions are part of the Dafny programming language, and have an impact on the execution of Dafny programs, whereas the ACVE functions are used offline to query the source code of programs, but have no impact on the semantics of the programs.
- Dafny’s functions are a way for the programmer to add redundancy to the program by mixing programming clauses with specification clauses, whereas the ACVE functions are used to derive the specification of the program as written.

## 5.2. System Specification Through a Use Case

In its most basic form, the main GUI of ACVE includes three windows (see Figure 4): A window that contains the source code on the left side; a small window on the right lower corner, where the user enters commands/ queries; and a larger window on the right, where ACVE echoes the queries and posts its replies. In this section we show a sample interactive session, where the user uploads the Java program shown in Figure 2, then submits a sequence of queries. Notice that this code contains a function definition, function calls, branching logic, while loops, a for loop, and the for loop is nested within the while loop; also it includes labels, which we use to as reference points for our queries. We acknowledge that this program is not computing anything useful, but we use it to showcase the capabilities of ACVE.

### 5.2.1. @L1: Assume( $i \geq 0$ )

Label  $L1$  is located at the first executable statement of the program, right after the program’s inputs are read; hence one can interpret  $@L1$ : `Assume(i>=0)` as specifying the pre-condition of this program.

The system takes note of this assumption:

```
(i>=0) assumed at label L1.
```

This assumption will be taken into account in any subsequent query; we can override an `Assume()` statement by calling another `Assume()` statement with a different condition (assumption) at the same label; in particular, we can cancel an `Assume()` statement by subsequently calling `Assume(TRUE)` at the same label.

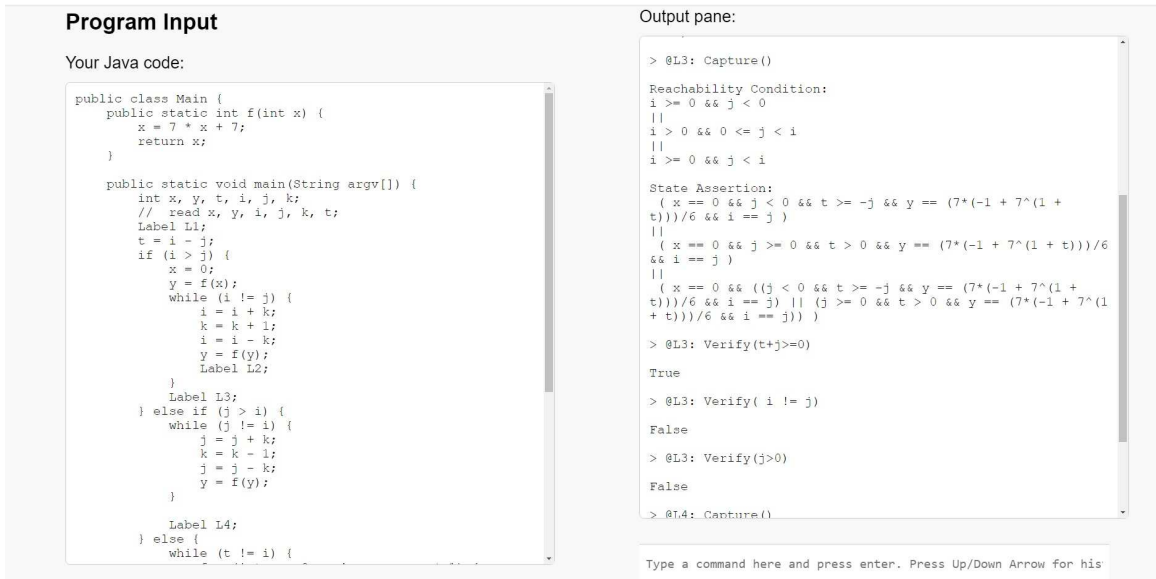


Figure 4. Screenshot of a Session

### 5.2.2. @L2: Capture()

When we submit this query, we want to know:

- Under what condition on the initial values of the program variables is label  $L2$  reached?
- When execution does reach label  $L2$ , what do we know about the state of the program variables at that label?

The system replies:

Reachability Condition:

```
j>=0 && i>j || j<0 && i>=0
```

State Assertion:

```
1+i==j+t && x==0 && y==56 && t>0 && (j>=0||j+t>=0)
```

The reader can easily verify that these answers are correct:

- *Reachability Condition*: Note that label  $L2$  is inside the body of the loop which is inside the then-branch of the if-then-else; execution will reach label  $L2$  if and only if  $(i > j)$  to enter the then-branch, then  $(i \neq j)$  to enter the loop; since neither  $i$  nor  $j$  are changed prior to these two tests, the condition  $(i > j)$  applies to the initial state. This, in addition to the assumption  $(i \geq 0)$  provided by the *Assume()* command, yields the reachability condition.
- *State Assertion*: The condition  $(x = 0)$  stems from the assignment  $\{x=0;\}$ , the condition  $y = 56$  stems from the double application of function  $f$  to  $x$ , which is initialized to 0 ( $f(f(0)) = 56$ ;

the condition  $t > 0$  stems from the fact that  $t$  was assigned the expression  $(i - j)$  and  $L2$  is reached when  $(i > j)$ ; the condition  $(1 + i = j + t)$  stems from the fact that  $t$  is assigned the expression  $(i - j)$  prior to the if-then-else statement, and  $i$  is decremented by 1 in the body of the loop, hence at  $L2$   $t$  satisfies the condition  $(t = i + 1 - j)$ , from which we infer  $(1 + i = t + j)$ ; the clause  $(j + t \geq 0)$  in the last conjunct stems from the assignment  $\{t=i-j\}$ , which establishes the assertion  $(i = t + j)$  and the assumption made at label  $L1$  that  $i$  is greater than or equal to zero, hence so is  $(t + j)$  at label  $L2$  since neither  $t$  nor  $j$  is modified between  $L1$  and  $L2$ ; as justification of the clause  $j \geq 0$ , consider that  $j$  is non negative, then the condition  $(t + j \geq 0)$  holds necessarily, since  $t$  is known to be positive at label  $L2$ .

### 5.2.3. @L3: Capture()

Whereas label  $L2$  is placed inside the loop body, and queries the state of the program at the end of the first iteration, label  $L3$  is located outside the loop, and represents the state of the program when the loop has terminated. If we want to enquire about the state of the program at the exit of the loop, and under what condition label  $L3$  is reached at all, we submit the query  $@L3: Capture()$ .

The system replies:

Reachability Condition:

$i \geq 0 \ \&\& \ (j < 0 \ || \ i > j)$

State Assertion:

$i == j \ \&\& \ x == 0 \ \&\& \ 7^{(2+t)} == 7 + 6 * y \ \&\& \ t > 0 \ \&\& \ (j \geq 0 \ || \ j + t \geq 0)$

We analyze this output to check for validity:

- *Reachability Condition*: As a reminder, this is a condition on the initial state under which label  $L3$  is reached. The clause  $(i \geq 0)$  stems from the *Assume()* statement at label  $L1$  and the clause  $(j < 0 \vee i > j)$  stems from the condition under which the first branch of the program is taken, which is  $(i > j)$ : if  $j$  is negative then the condition  $(i > j)$  is satisfied vacuously since  $(i \geq 0)$ ; else the condition  $(i > j)$  is imposed separately.
- *State Assertion*: The conditions  $(x = 0)$ ,  $(t > 0)$  and  $(j \geq 0 \vee j + t \geq 0)$  are justified in the same way as before, since  $x$ ,  $t$  and  $j$  are not modified between label  $L2$  and label  $L3$  (only variables  $i$ ,  $k$ , and  $y$  are, if the loop iterates more than once). Condition  $(i = j)$  clearly holds at  $L3$  since  $L3$  marks the exit from the loop, which iterates as long as  $(i \neq j)$ . As for the condition  $(7^{2+t} = 7 + 6y)$ , it can be justified as follows: First note that by adding  $k$  to  $i$ , incrementing it, then subtracting it from  $i$ , the loop is decrementing  $i$  by 1 at each iteration, all while not changing  $j$ ; also, the loop starts with  $i$  greater than  $j$ , and exits when  $i$  equals  $j$ , which means the loop iterates  $(i - j)$  times; but note that  $t$  has been initialized with  $(i - j)$  prior to the loop, and  $t$  has remained constant through execution of the loop, hence the value of  $t$  at label  $L3$  measures the number of iterations of the loop (while  $(i - j)$  does not, since at  $L3$   $(i - j) = 0$ ). The loop starts with  $y = f(0) = 7$ . After one iteration, we get:
 
$$y = f(f(0)) = 7^2 + 7.$$
 After two iterations, we get:

$$y = f(f(f(0))) = 7^3 + 7^2 + 7.$$

Etc... after  $t$  iterations, we get:

$$y = f^{t+1}(0) = 7^{t+1} + 7^t + \dots + 7^3 + 7^2 + 7.$$

If we factor out 7 from this expression, we find:

$$y = 7 \times (7^t + 7^{t-1} + \dots + 7^2 + 7 + 1).$$

The parenthesized expression is a geometric sum, whose closed form is known:

$$y = 7 \times \frac{7^{t+1}-1}{7-1}.$$

From this expression we derive:

$$6y + 7 = 7^{t+2}.$$

#### 5.2.4. @L3: Verify()

If the user finds the output of *Capture()* too detailed and just wants to check a simple minimal condition (e.g. a safety condition), then the user may submit *Verify()* queries. We give below three simple examples at label *L3*, along with the system's response.

```
@L3: Verify(t+j>=0)
>> TRUE
@L3: Verify(i!=j)
>> FALSE
@L3: Verify(j>0)
>> FALSE
```

#### 5.2.5. @L4: Capture()

Label *L4* is located at the end of the second branch of the nested if-then-else, right after the exit from the while loop. We submit query *@L4: Capture()* to enquire on the condition under which this label is reached, and the state assertion that holds at this label. The system replies:

```
Reachability Condition:
>> FALSE
```

```
State Assertion:
>> FALSE
```

To understand this outcome, consider this: The body of the loop that precedes label *L4* adds  $k$  to  $j$  at each iteration, decrements  $k$ , then subtracts  $k$  from  $j$ ; so that each iteration increments  $j$  by 1; notice also that the loop does not change  $i$ , and it is supposed to terminate when  $j$  equals  $i$ . But this branch of the if-then-else is entered when  $j$  is greater than  $i$ . So the loop starts with  $j$  greater than  $i$  and makes it greater at each iteration until it becomes equal to  $i$ , but that will never happen, hence whenever this branch of the if-then-else is entered, it leads to an infinite loop and label *L4* is never reached.

### 5.2.6. @L4: Verify()

Strictly speaking, a query such as:  $@L: \text{Verify}(C)$  means: if execution reaches label  $L$ , does condition  $C$  hold for the program state at label  $L$ ? This means that if label  $L$  is unreachable, then  $@L: \text{Verify}(C)$  ought to return TRUE for any  $C$ . Indeed,

```
@L4: Verify(1==1)
>> TRUE
@L4: Verify(1==0)
>> TRUE
```

Because some users may be confused or misled by this possibility, we may add the reachability condition to the reply of  $\text{Verify}()$ ; also, when the reachability condition is FALSE, we may want to alert the user, rather than simply posting the state assertion as TRUE.

### 5.2.7. @L5: Capture()

Label  $L5$  is located in the third branch of the nested if-then-else, and it follows a nested loop. We resolve to query the program at this label, by means of  $\text{Capture}()$ .

The system replies (where  $\text{Fib}$  is the Fibonacci function):

```
Reachability Condition
(i==j) && (j>=0)
```

```
State Assertion
(i==t&&j==t&&(y==(x*Fib[t])/Fib[t+1]&&t>0)
||
(t==0&&i==0&&j==0)
```

Justification:

- *Reachability Condition.* The third branch of the nested if-then-else is entered only if  $(i = j)$ ; since  $t$  has been assigned the expression  $(i - j)$ , we can infer that when this branch is entered,  $t$  has value zero. In the loop,  $t$  is incremented by 1 at each iteration, and the loop ends when  $(t = i)$ , which means the only condition under which this loop terminates is that  $i$  is non-negative. Hence label  $L5$  is reached if and only if  $(i = j) \wedge (i \geq 0)$ .
- *State Assertion.* The state assertion includes two disjuncts: The case when the loop does not iterate at all is captured by the condition  $(t = 0 \wedge i = 0 \wedge j = 0)$ ; indeed  $t = 0$  is assured whenever execution enters this branch; if  $i$  is also equal to zero, then the loop does not iterate, and since  $(i = j)$  in this branch,  $j$  is also known to be equal to zero.

If the loop does iterate at least once then we know that when the loop terminates  $t$  equals  $i$ , whence  $t$  also equals  $j$  since  $(i = j)$ ; we also know that  $t > 0$  since  $t$  is incremented by 1 at each iteration and the loop has iterated at least once. As for the condition that  $y$  equals

$$(x \times \text{Fib}(t)) / \text{Fib}(t + 1),$$

note that the for loop inside the while loop is just adding  $y$  to  $x$ , which means that the body of the while loop can be rewritten as:

```
{x=x+y; y=x-y; t=t+1;}
```

This loop computes in  $x$  and  $y$  the following Fibonacci functions:

$$x' = xFib(t + 1) + yFib(t)$$

$$y' = xFib(t) + yFib(t - 1).$$

The equation:

$$y = (x \times Fib(t))/Fib(t + 1),$$

stems from the formulas of  $x'$  and  $y'$  and depends on properties of the Fibonacci function; note that the division alluded to in this equation is an integer division, i.e.  $y$  is the floor of the expression on the right.

### 5.3. A Video Illustration

A brief demo of these interactions is available in mp4 format at:

<http://web.njit.edu/~mili/acvedemo.mp4>.

The window that opens briefly following each query represents the execution path that is generated for that query; analysis of that execution path helps to compute the ourput of the query.

## 6. Using Path Functions to Answer Queries

Now that we have showcased the operation of our prototype, and justified/ validated each answer that the prototype has returned, we discuss, in the next sections, how we achieve this functionality.

### 6.1. Execution Paths

The semantic rules discussed in section 4 apply to well formed syntactic constructs of the programming language, but with queries applying to random labels and random program parts, we have to make provisions for analyzing arbitrary execution paths through a program. Also, when an *Assume()* command is submitted at label  $L$ , we must reflect this command by recording at label  $L$  a Java compatible statement that represents the assumed condition.

To this effect, we introduce three function declarations in Java:

```
public static void Assume(Boolean x) {}
public static void TrueTest(Boolean x) {}
public static void FalseTest(Boolean x) {}
```

and we use them to represent execution paths in Java-like syntax. An execution path is a sequence of Java statements which may include, in addition to Java statements, any one of the three statements above.

- `Assume(C)` is inserted in any location where the user has submitted an `@L: Assume(C)` command.

- `TrueTest(C)` is inserted in any sequence of statements between a statement that precedes a test (as in `if (C) ..` or `while (C) ..`) and the statement that follows it if the test is TRUE.
- `FalseTest(C)` is inserted in any sequence of statements between a statement that precedes a test (as in `if (C) ..` or `while (C) ..`) and the statement that follows it if the test is FALSE.

Execution paths are generated from an analysis of the Abstract Syntax Tree of the program, according to the following summary algorithm.

1. We locate the label which is the target of the execution path.
2. We let *CurrentNode* be the AST node of the label.
3. If *CurrentNode* is in a block, then we discard all the nodes that follow it in the block.
4. If *CurrentNode* is in the body of a while loop or in the if-branch of an if-then-else statement or an if-then statement, we add `TrueTest(C)` in its parent node in the AST, prior to the link that points to it.
5. If *CurrentNode* is in the body of an else-branch of an if-then-else statement, we add `FalseTest(C)` in its parent node in the AST, prior to the link that points to it.
6. We Replace *CurrentNode* by its parent in the AST.
7. If we reach the node of `main`, then goto step 8, else goto step 3.
8. Replace each label at which an `Assume()` has been declared by the corresponding `Assume()` statement.
9. Convert the remaining AST onto text format; that is the path from the start of execution to the indicated label.

## 6.2. Path Functions

The function of a path is then computed exactly as we compute the function of any Java program (discussed in section 4, above), modulo the following semantic definitions:

- $A2M(Assume(C))$   
 $= C \ \&\& \ x1==x1P \ \&\& \ \dots \ \&\& \ xn==xnP.$
- $A2M(TrueTest(C))$   
 $= C \ \&\& \ x1==x1P \ \&\& \ \dots \ \&\& \ xn==xnP.$
- $A2M(FalseTest(C))$   
 $= !C \ \&\& \ x1==x1P \ \&\& \ \dots \ \&\& \ xn==xnP.$

As an illustrative example, we show below the paths that ACVE generated for the queries at labels *L2* and *L3*, and their corresponding path functions.

For L1-L2:



```

Assume(i>=0);
t=i-j;
TrueTest(i>j);
x=0; y=f(x);
TrueTest(i!=j);
i=i+k;
k=k+1;
i=i-k;
y=f(y);

```

The function of this path is:

```

iP=i-1&&tP=i-j&&jP==j&&kP==k+1&&xP==0&&yP==56
&&(i>=0||j>=0) &&(j<0||j<i)

```

For L1-L3:

```

Assume(i>=0);
t=i-j;
TrueTest(i>j);
x=0; y=f(x);
while (i!=j)
  {i=i+k;
   k=k+1;
   i=i-k;
   y=f(y);}

```

Note that in this path the loop appears in full. The function of this path is:

```

tP=i-j&&iP=j&&jP==j&&kP=i+k-j&&xP==0
&&yP==(7^(2+i-j)-7)/6
&&(i>=0||j>=0) &&(j<0||j<i)

```

### 6.3. Query Semantics

In the previous section we discussed how to generate the execution path leading to a label, and how to compute the function of the path; in this section we discuss how to use the generated function to answer *Capture()* and *Verify()* queries.

- *@L: Capture()*. Let  $P$  be the function of the path defined by label  $L$ . The reachability condition of  $L$  is simply the domain of  $P$ ; we formulate it as follows:

$$RC \equiv \exists sP : (s, sP) \in P.$$

As for the state assertion at label  $L$ , it is the range of function  $P$ ; but remember, we must formulate it as a condition on the state of the program at label  $L$ , hence we cannot simply say  $(\exists s : (s, sP) \in P)$ , since we must formulate this condition in  $s$ , not in  $sP$ . Whence the following formula:

$$SA \equiv sP2s(\exists s : (s, sP) \in P),$$

where  $sP2s$  is defined as follows:

$$sP2s(F(sP)) = (\exists sP : s == sP \wedge F(sP)).$$

- *@L: Verify(C)*. In principle, this query should simply return the result of proving the theorem:  
 $SA \Rightarrow C$ ,  
 where  $SA$  is the state assertion derived from *@L: Capture()*. But it is possible to also add the reachability condition of label  $L$ , for the benefit of users; also, when the reachability condition is actually FALSE, we may warn the user rather than return TRUE vacuously.

## 7. Conclusion

### 7.1. Summary

In this paper we discuss the design and preliminary implementation of a tool that enables the user to query a program by making assumptions about program states and program parts and by asking the system to reveal semantic properties that hold at program labels or about program parts. Specifically, we propose four functions:

- *Assume()*, which enables the user to make assumptions about program states or program parts.
- *Capture()*, which enables the user to elicit semantic information about program states or program parts.
- *Verify()*, which enables the user to confirm or disprove assumptions the user makes about program states or program parts.
- *Establish()*, which enables the user to modify a program to make it satisfy a tentative assumption that was disproven.

As of the due date, we have implemented the first three functions and are implementing the fourth; the fourth function uses existing program repair freeware to generate mutants of the original program so as to satisfy a *Verify()* condition; unlike traditional program repair technology, it does not use testing to select repair candidates, but checks correctness with respect to precisely formulated specifications (given as the argument of the `Establish()` command) and is based on a static analysis of generated repair candidates.

### 7.2. Critique and Threat to Validity

The proposed approach is based on our ability to compute or approximate the function of a program, on the basis of a static analysis of its source code. This includes programs that have loops, nested (in principle) to an arbitrary degree. The analysis of loops relies on the availability of a database of recognizers, and can only work to the extent that it can match the program against its recognizers. This is clearly a serious limitation, which can only be addressed if we plan to derive and store a large database of recognizers; but a large database imposes a heavy penalty to match the source code against all possible recognizers.

### 7.3. Related Work

Programs are detailed, information-rich, potentially complex artifacts, hence analyzing programs is typically a tedious, non-trivial, error-prone exercise. It is natural in such circumstances to seek the support of automated tools, but these come up against the difficulty to capture the semantics of iterative statements. Capturing the semantics of iterative statements amounts to reverse engineering the inductive argument that was used in their design, a daunting task that requires a great deal of creativity, and is very difficult to automate. It is difficult to synthesize several decades of research in one paragraph, so our attempt is bound to indulge in gross oversimplification; with this caveat in mind, we can discern two broad approaches to the analysis of iterative programs:

- The first is to approximate the function of a loop by unrolling it a small (user-specified, or fixed by default) number of times [17, 18, 19, 20, 21].
- The second is to capture the semantics of a loop by attempting to derive its loop invariant with respect to a specification in the form of a (precondition, postcondition) pair [22, 23, 24, 25, 26, 27, 28, 29, 30, 31, 32, 33, 34, 35, 36, 37, 38, 39, 40, 41, 42, 43, 44, 45].

The first approach was always understood to be a compromise, adopted in the absence of better or more complete solutions. Despite some successes, the promise of the second approach remains for the most part unfulfilled, for several reasons:

- First, because the generation of a loop invariant is very complex, as it depends on three parameters: the loop's pre-specification, the loop's post-specification, and its guarded loop body.
- Second, the loop invariant must satisfy three conditions, and appears on the left side of implications ( $\Rightarrow$ ) in some and on the right side of implications in others. To make the loop invariant strong enough for the conditions where it is on the left-hand side of implications and weak enough for the conditions where it is on the right-hand side is a delicate balancing act that requires much analysis and creativity.
- Third, before we can initiate the search of a loop invariant, we must have a specification of the loop in the form of a (precondition, postcondition) pair. This is something of a chicken-and-egg situation because to ensure that the loop is correct with respect to a (precondition, postcondition) we need to generate a loop invariant, but to generate the loop invariant we need to have a (precondition, postcondition) specification.
- Fourth, if the generation for a loop invariant fails, we have no simple way to tell whether it is because our generation algorithm is flawed or because the while loop is not correct with respect to the specification.
- Fifth, to the best of our knowledge, no method or tool can generate loop invariants for nested loops.

In this paper we analyze loops by means of invariant relations, which are binary relations that hold between states of the program that are separated by an arbitrary number of iterations. Using invariant

relations rather than loop invariants (aka *invariant assertions*), we address some of the difficulties cited above:

- An invariant relation depends exclusively on the while loop, regardless of what specification the loop is supposed to satisfy. By virtue of this property, invariant relations bear some resemblance to the *inductive assertions* used, e.g. in IC3 [46]; but the generation of invariant relations, which we discuss in this paper, is very different from the generation of inductive assertions in IC3.
- Invariant relations reveal the function of the loop *as written*, hence do not require that we make guesses/ assumptions as to their specification.
- Since invariant relations can be used to compute the function of a loop, nested loops can be handled by replacing an inner loop by its function and proceeding as if it were an assignment.

Recent work on program summarization attempts to approximate the function of a program using machine learning methods or recurrent neural nets [47, 48]; our work is different since it aims to compute the exact program function, in all its detail, and uses a systematic analysis of the source code to this effect. In [49] Chen et al present a tool that analyzes C++ code to compute executions paths, and determine which classes or functions are called for a given input. In [50], Baudin et al. discuss the design, implementation and evolution of a sprawling environment they have been developing to perform the static analysis of C code; *Frama-C* is a collaborative, open-source platform for code analysis and verification, based on formal methods, notably on the theory of abstract interpretation [51]; being open source, *Frama-C* makes provisions for plug-ins, and uses these to enrich the tool’s functionality in a modular fashion. Because it is based on abstract interpretation, *Frama-C* is optimized to detect run-time errors, just like *Astree* [52], which shares the same theoretical pedigree. In our approach, we aim to capture the full function of a program; to the extent that we can do so while taking into account computer limitations, run-time errors are instances where the input is outside the domain of the program’s function.

## 7.4. Prospects

Our short term plan is to implement, test and fine-tune the program repair capability that enables to support the *Establish()* function; this would differ from current program repair practice [14] in the sense that we do not need test data (and the dilemmas that come with selecting test suites), and that repair candidates are selected on the basis of satisfying a *Verify()* clause (rather than running successfully on the selected test suite).

Our medium term goal is to investigate the automated derivation of recognizers. Mathematica has an interesting capability that we find useful in this regard: function *RSolve()*, which can be used to derive closed form expressions from recurrence equations. Indeed, if we formulate the *F* term of a recognizer (re: Table 1) as a recurrence formula, then we quantify the recurrence variable away ( $\exists n :$ ), we obtain an invariant relation for *F*. For example, if we apply *RSolve()* to the recurrence equations:

$$x[n+1]=x[n]+1 \ \&\& \ y[n+1]=y[n]-1$$

we obtain the following closed form:

$x[n]=x0+n \ \&\& \ y[n]=y0-n.$

Applying the existential quantifier to this formula ( $\exists n$ ) and renaming  $x0$ ,  $y0$ ,  $x[n]$ ,  $y[n]$  as respectively  $x$ ,  $y$ ,  $xP$ ,  $yP$ , we find:  $x+y=xP+yP$ , which is the correct invariant relation. The same approach has enabled us to derive recognizers that would have been nearly impossible to generate by hand. But this method is limited exclusively to recognizers that deal with numeric data types, and that `RSolve()` is able to solve.

## Acknowledgement

This research is partially supported by NSF under grant number DGE2043204. The authors are very grateful to Dr Jules Desharnais, Laval University, for his insights on the sufficiency condition of Proposition 3.6.

## References

- [1] Greengard S. AI Rewrites Coding. *CACM*, 2023. **66**(4):12–14.
- [2] Sarkar A, Gordon A, Negreanu C, Poelitz C, Ragavan S, Zorn B. What is it Like to Program with AI? In: Proceedings, 33rd Annual Conference of the Psychology of Programming Interest Group. 2022 .
- [3] et al CM. Evaluating Large Language Models Trained to Code. Technical report, Cornell University, 2022.
- [4] et al YL. Competition-Level Code generation with AlphaCode. *DeepMind*, 2022.
- [5] Feng Y, Martins R, Bastani O, Dillig I. Programming Synthesis Using Conflict Driven Learning. *ACM SIGPLAN Notices*, 2018. **53**(4).
- [6] Vasconcelos H, Gansal G, Fourney A, Liao Q, Vaughan J. Generation Probabilities are not Enough: Improving Error Highlighting for AI Code Suggestions. In: NeurIPS. 2022 .
- [7] Welsh M. Viewpoint: The End of Programming. *CACM*, 2023. **66**(1):34–35.
- [8] Yellin DM. Viewpoint: The Premature Obituary of Programming. *CACM*, 2023. **66**(2):41–44.
- [9] Brink C, Kahl W, Schmidt G. Relational Methods in Computer Science. Advances in Computer Science. Springer Verlag, Berlin, Germany, 1997.
- [10] Mraïhi O, Louhichi A, Jilani LL, Desharnais J, Mili A. Invariant Assertions, Invariant Relations, and Invariant Functions. *Science of Computer Programming*, 2013. **78**(9):1212–1239. URL <http://dx.doi.org/10.1016/j.scico.2012.05.006>.
- [11] Jilani LL, Mraïhi O, Louhichi A, Ghardallou W, Bsaies K, Mili A. Invariant Relations and Invariant Functions: An Alternative to Invariant Assertions. *Journal of Symbolic Computation*, 2013. **48**:1–36.
- [12] Kincaid Z, Breck J, Cyphert J, Repts T. Closed Forms for Numerical Loops. In: Proceedings, Principles of Programming Languages. ACM, 2019 .
- [13] Desharnais J. Private Correspondence. Technical report, Laval University, Quebec City, Canada, 2023.
- [14] Gazzola L, Micucci D, Mariani L. Automatic Software Repair: A Survey. *IEEE Trans. on Soft. Eng.*, 2019. **45**(1).

- [15] Leino KRM. Dafny: An Automatic Program Verifier for Functional Correctness. In: LPAR 2010, International Conference on Logic for Programming Artificial Intelligence and Reasoning. 2010 pp. 348–370.
- [16] Leino KRM. Program Proofs. MIT Press, 2023.
- [17] Dockins R, Foltzer A, Hendrix J, Huffman B, McNamee D, Tomb A. Constructing Semantic Models of Programs with the Software Analysis Workbench. In: Blary S, Chechik M (eds.), VSTTE: Verified Software Theories, Tools and Experiments, volume 9971. Springer Verlag LNCS, 2016 .
- [18] Frenkel H, Grumberg O, Pasareanu C, Sheinvald S. Assume, Guarantee or Repair. In: Proceedings, TACAS 2020. 2020 pp. 211–227.
- [19] Santos J, Maksimovic P, Gardner G. A Multi-Language Platform for Symbolic Execution. In: Proceedings, PLDI '20. London, UK, 2020 .
- [20] Cadar C, Sen K. Symbolic Execution for Software Testing: Three Decades Later. *Communications of the ACM*, 2013. **56**:82–90.
- [21] Torlak E, Bodik R. A Lightweight Symbolic Virtual Machine for Solver-Aided Host Languages. In: Proceedings, PLDI. 2014 .
- [22] Gupta A, Rybalchenko A. InvGen: An Efficient Invariant Generator. In: Proceedings, CAV 2009. 2009 pp. 634–640.
- [23] Colon M, Sankaranarayanan S, Sipma H. Linear Invariant Generation Using Non-Linear Constraint Solving. In: Proceedings, CAV 2003, volume 2725. 2003 .
- [24] Ernst M, Perkins J, Guo P, McCamant S, Pacheco C, Tscantz M, Xiao C. The Daikon System for Dynamic Detection of Likely Invariants. *Science of Computer Programming*, 2007. **69**(1):35–45.
- [25] Ernst MD, Cockrell J, Griswold WG, Notkin D. Dynamically Discovering Likely program Invariants to Support Program Evolution. *IEEE Transactions on Software Engineering*, 2001. **27**(2):99–123.
- [26] Kroening D, Sharyngina N, Tsitovitch A, Wintersteiger CM. Termination Analysis with Compositional Transition Invariants. In: Proceedings, CAV 2010: 22nd International Conference on Computer Aided Verification. Edinburg, UK, 2010 .
- [27] Ancourt C, Coelho F, Irigoin F. A Modular Static Analysis Approach to Affine Loop Invariants Detection. *Electronic Notes on Theoretical Computer Science*, 2010. **267**(1):3–16.
- [28] McMillan KL. Quantified Invariant Generation using an Interpolating Saturation Prover. In: Proceedings, TACAS. 2008 pp. 413–427.
- [29] Podelski A, Rybalchenko A. Transition Invariants and Transition Predicate Abstraction for Program Termination. In: TACAS. 2011 pp. 3–10.
- [30] Podelski A, Rybalchenko A. Transition Invariants. In: LICS. 2004 pp. 32–41.
- [31] Kovacs L. Automated Invariant Generation by Algebraic Techniques for Imperative Program Verification in Theorema. Technical report, University of Linz, Linz, Austria, 2007.
- [32] Henzinger TA, Hottelier T, Kovacs L. Valigator: Verification Tool with Bound and Invariant Generation. In: Proceedings, LPAR08: International Conferences on Logic for Programming, Artificial Intelligence and Reasoning. Doha, Qatar, 2008 .
- [33] Kovacs L, Voronkov A. Finding Loop Invariants for Programs over Arrays Using a Theorem Prover. In: Proceedings, 11th International Symposium on Symbolic and Numeric Algorithms for Scientific Computing. Timisoara, Romania, 2009 .

- [34] Cousot P, Cousot R. Automatic Synthesis of Optimal Invariant Assertions: Mathematical Foundations. In: Proceeding Proceedings of the 1977 symposium on Artificial intelligence and programming languages. ACM, 1977 .
- [35] Furia CA, Meyer B. Inferring Loop Invariants using Postconditions. In: Dershowitz N (ed.), Festschrift in honor of Yuri Gurevich's 70th birthday, Lecture Notes in Computer Science. Springer-Verlag, 2010 .
- [36] Maclean E, Ireland A, Grov G. Synthesizing Functional Invariants in Separation Logic. In: Proceedings, Workshop on Invariant Generation: WING 2010. Edimburg, UK, 2010 .
- [37] Zuleger F, Sinn M. LOOPUS: A Tool for Computing Loop Bounds for C Programs. In: Proceedings, Workshop on Invariant Generation: WING 2010. Edimburg, UK, 2010 .
- [38] Gulwani S. Invited Talk: Methods for Loop Invariant Generation. In: Proceedings, Workshop on Invariant Generation: WING 2010. Edimburg, UK, 2010 .
- [39] Iosif R, Bozga M, Konecny F, Vojnar T. Tool Demonstration for the FLATA Counter Automata Toolset. In: Proceedings, Workshop on Invariant Generation: WING 2010. Edimburg, UK, 2010 .
- [40] Fu J, Bastani FB, Yen IL. Automated Discovery of Loop Invariants for High Assurance Programs Synthesized Using AI Planning Techniques. In: HASE 2008: 11th High Assurance Systems Engineering Symposium. Nanjing, China, 2008 pp. 333–342.
- [41] Lahiri S, Bryant R. Constructing Quantified Invariants via Predicate Abstraction. In: Proceedings, VMCAI. 2004 pp. 267–281.
- [42] Carbonell ER, Kapur D. Program Verification Using Automatic Generation of Invariants. In: Proceedings, International Conference on Theoretical Aspects of Computing 2004, volume 3407. Lecture Notes in Computer Science, Springer Verlag, 2004 pp. 325–340.
- [43] Colon MA, Sankaranarayana S, Sipma HB. Linear Invariant Generation Using Non Linear Constraint Solving. In: Proceedings, Computer Aided Verification, CAV 2003, volume 2725 of *Lecture Notes in Computer Science*. Springer Verlag, 2003 pp. 420–432.
- [44] Sankaranarayanan S, Sipma HB, Manna Z. Non Linear Loop Invariant Generation Using Groebner Bases. In: Proceedings, ACM SIGPLAN Principles of Programming Languages, POPL 2004. 2004 pp. 381–329.
- [45] Stark J, Ireland A. Invariant Discovery via failed Proof Attempts. In: Proceedings, 8th International Workshop on Logic Based Program Synthesis and Transformation. Manchester, UK, 1998 .
- [46] Hassan Z, Bradley AR, Somenzi F. Better Generaliation in IC3. In: Proceedings, FMCAD. 2013 .
- [47] Choi Y, Kim S, Lee JH. Source code summarization using attention-based keyword memory networks. In: 2020 IEEE International Conference on Big Data and Smart Computing (BigComp). IEEE, 2020 pp. 564–570.
- [48] Zhou Z, Yu H, Fan G. Effective approaches to combining lexical and syntactical information for code summarization. *Software: Practice and Experience*, 2020. **50**(12):2313–2336.
- [49] Chen YF, Gansner ER, Koutsoufios E. A C++ data model supporting reachability analysis and dead code detection. *IEEE Transactions on Software Engineering*, 1998. **24**(9):682–694.
- [50] Baudin P, Bobot F, Buhler D, Correnson L, Kirchner F, Kosmatov N, Maroneze A, Perrelle V, Prevost V, Signoles J, Williams N. The Dogged Pursuit of Bug-Free C Programs: Software Analysis Platform. *CACM*, 2021. **64**(08).

- [51] Cousot P. Abstract Interpretation. Technical Report [www.di.ens.fr/~cousot/AI/](http://www.di.ens.fr/~cousot/AI/), Ecole Normale Supérieure, Paris, France, 2008.
- [52] Kästner D, Wilhelm S, Nenova S, Cousot P, Cousot R, Feret J, Mauborgne L, Miné A, Rival X. Astrée: Proving the Absence of Runtime Errors. In: Embedded Real Time Software and Systems (ERTS<sup>2</sup> 2010). 2010 pp. 1–9.