

VOICEEXTENDER: SHORT-UTTERANCE TEXT-INDEPENDENT SPEAKER VERIFICATION WITH GUIDED DIFFUSION MODEL

Yayun He*, Zuheng Kang*, Jianzong Wang[†], Junqing Peng, Jing Xiao

Ping An Technology (Shenzhen) Co., Ltd., Shenzhen, China

ABSTRACT

Speaker verification (SV) performance deteriorates as utterances become shorter. To this end, we propose a new architecture called VoiceExtender which provides a promising solution for improving SV performance when handling short-duration speech signals. We use two guided diffusion models, the built-in and the external speaker embedding (SE) guided diffusion model, both of which utilize a diffusion model-based sample generator that leverages SE guidance to augment the speech features based on a short utterance. Extensive experimental results on the VoxCeleb1 dataset show that our method outperforms the baseline, with relative improvements in equal error rate (EER) of 46.1%, 35.7%, 10.4%, and 5.7% for the short utterance conditions of 0.5, 1.0, 1.5, and 2.0 seconds, respectively.

Index Terms— short utterance, speaker verification, diffusion model, AIGC

1. INTRODUCTION

Speaker verification (SV) plays a vital role in several key areas such as security authentication, privacy protection, and live detection, where it can provide reliable evidence or personalized services. Although the current state-of-the-art SV models [1, 2, 3, 4] perform excellent with long utterances, they are far from satisfactory on short utterances. Especially in certain situations, such as criminal investigation and fraud detection, it is often difficult to ensure that a long enough voice can be obtained from the speaker. However, the performance of SV can be terrible for very short utterances. Extensive experimental results have shown that there exists a certain limit to the utterance duration, which is usually 2 seconds: when the utterance duration is less than this limit, the performance of SV is severely degraded [5, 6]. Therefore, it is an important and open research problem to explore how to enhance the SV performance under the conditions of very short utterance duration.

In recent years, many researchers have attempted to address the problem of short-utterance SV. Some researchers use more sophisticated neural network structures to improve

performance during training. A. Hajavi et al. [7] propose a novel architecture that is more suitable for the short-utterance SV problem by mixing convolutional neural networks, and residual networks, with complex connectivity. J. King et al. [8] perform iterative and hierarchical aggregation of features of different lengths and apply dynamic block scaling to accommodate different audio durations in SV. J.w. Jung et al. [9] employ a teacher-student framework that compensates for the use of additional phonetic-level and utterance-level features throughout the network. W. Chen et al. [10] improve the SV performance on short utterances by enhancing x-vector [2] with more advanced self-attention, pooling structures, and more sophisticated loss techniques. Some researchers achieve even better results by using more advanced self-supervised learning features instead of artificial ones, such as Mel-filterbanks (FBanks). W.H. Sang et al. [11] have achieved great results on shorter utterances using novel features generated by a multi-resolution encoder. Other researchers have used speaker embedding-based meta-learning methods to incorporate native pre-trained SV models with powerful short-utterance SV capabilities. K. Liu et al. [12] propose an embedding mapping model with Wasserstein generative adversarial network (W-GAN) [13], which yields enhanced embeddings from short utterances and improves recognizability. N. Tawara et al. [14] introduce an adversarial framework to obtain phoneme-invariant speaker embeddings at the frame level in order to overcome performance degradation. In summary, these methods, no matter how they are applied, all consider how to better exploit and mine the useful information contained in a given utterance. However, general SV frameworks perform poorly on short utterances, not only because the information in the short utterance is underutilized, but also because the utterances themselves are too short and do not contain enough information. If it is possible to make these utterances longer using audio generation methods so that more effective information becomes available, then these generated audios should be able to help improve SV performance.

Today, artificial intelligence generated content (AIGC) has profoundly reshaped the creation and consumption of media, art, education, and entertainment. Advanced AIGC models are capable of generating high-quality, human-like text, image, audio, and video, with the potential to aug-

*Equal contributions

[†]Corresponding author: Jianzong Wang, jzwang@188.com

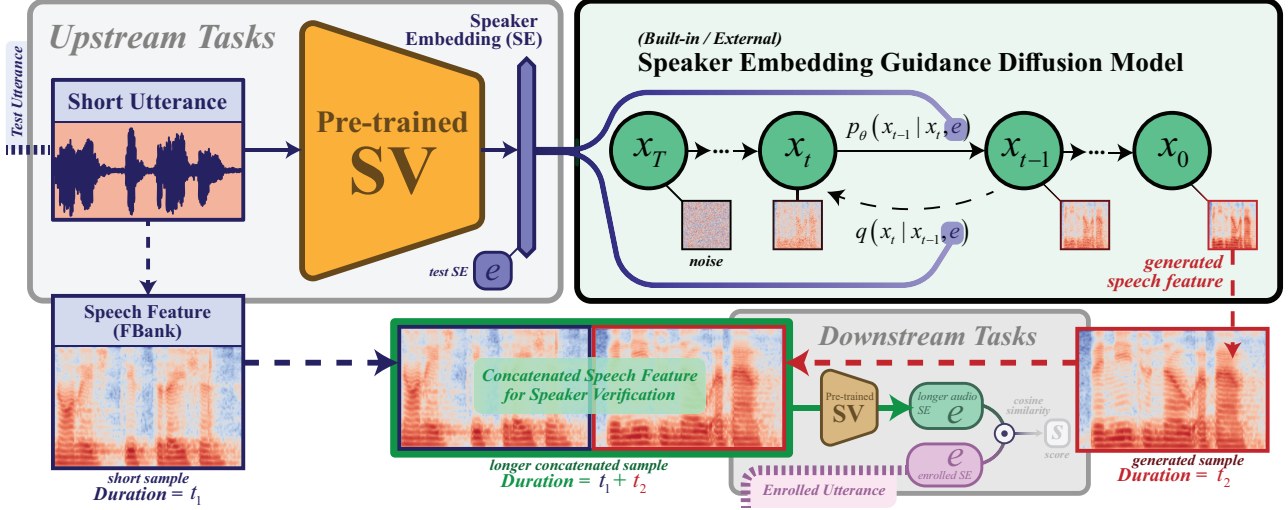


Fig. 1: VoiceExtender framework overview: speaker embedding guidance diffusion model.

ment human creativity and improve the efficiency of content production. It not only allows people to focus on more meaningful things but also greatly expands access to personalized content. Since the AIGC method is capable of producing high-quality and reliable content under given conditions, it is also capable of generating speech with given speaker identity information, thus improving SV performance. Popular and powerful AIGC methods such as VqVAE [15], GAN [16, 17], and flow-based methods (e.g., GLOW [18, 19]) have been successfully applied to image, audio, and video generation. Transformer-based methods have been successfully applied to sequence generation, such as text [20], music [21, 22], and dance generation [23, 15]. If such a powerful generative capability could be used to generate speech, this additional information would help SV.

The diffusion model achieves state-of-the-art sample quality on image [24, 25, 26, 27, 28], speech or singing [29], and video [30, 31] synthesis benchmarks. Compared to other methods, such as generative adversarial networks (GAN) [32, 33], which generate poor sample diversity and are prone to pattern collapse, flow- and VAE-based models, which generate lower quality and insufficiently controllable samples, the diffusion model generates samples with more diversity and controllability, and the training process is more stable. To generate controllable data, a guided diffusion model for data synthesis under given conditions is proposed. P. Dhariwal et al. [34] present the classifier guidance approach, which uses externally trained classifiers to generate images of specified categories, and effectively improves the quality of generated samples. J. Ho et al. [35] introduce the classifier-free guidance technique, which mixes scores estimated from conditional and unconditional diffusion models, and proves that the guidance diffusion model can be performed nicely without the classifier.

Speaker embeddings (SE) are most effective in distinguishing the identity of the speaker. Inspired by the guidance diffusion model, we adopt SE as guidance for high-quality speech synthesis. Then, the final utterance can become longer by concatenating the original utterance and the generated utterance for better SV. This voice generation and concatenation process behaves like a voice extension process, so we name this framework a VoiceExtender.

Based on the above analysis, we make the following contributions: (1) We present VoiceExtender, a promising framework for improving the performance of short-utterance speaker verification (SV) by extending the utterance length using diffusion models; (2) We employ a speaker embedding (SE) guided diffusion model technique, which enables the generation of speech samples with deep features of the specified speaker; (3) Extensive experiments have shown the effectiveness of VoiceExtender on VoxCeleb, especially in extremely short utterance scenarios.

2. METHODOLOGY

2.1. Speaker Embedding Guidance Diffusion Model

Recent advances in diffusion models [36, 37, 38, 39, 30] have demonstrated their ability to generate high-quality images while capturing the full data distribution. In the speaker verification (SV) task, diffusion models can similarly learn to model the overall distribution of a speaker’s utterances. By conditioning the diffusion process on speaker embeddings (SEs) extracted from a reference utterance, the model could plausibly generate new synthetic speech that captures the vocal characteristics of that speaker. In other words, the strong generative capabilities of diffusion models, when guided by SEs during sampling, may enable the synthesis of new speech segments that closely match the speaker identity of a given

reference utterance. This opens up new opportunities for speaker-conditional speech synthesis using diffusion models for SV.

Gaussian diffusion models include two processes: (1) the forward process from data to Gaussian noise and (2) the backward process from noise to data. In the forward process, the noisy data x_t at each step t can be obtained by adding Gaussian noise to the data at step $t - 1$ as shown in Equation 1. Where $1 - \alpha_t$ is the magnitude of the noise needed to be added at each step.

$$q(x_t | x_{t-1}) = \mathcal{N}(x_t; \sqrt{\alpha_t}x_{t-1}, (1 - \alpha_t)\mathcal{I}) \quad (1)$$

In the reverse process, the posterior $q(x_{t-1} | x_t)$ can be approximated by a model $p_\theta(x_{t-1} | x_t)$ as shown in Equation 2. Where $\mu_\theta(x_t)$ is the mean value of the sample at step $t - 1$ calculated from x_t . $\Sigma_\theta(x_t)$ is a value related to t and α_t and it's value has nothing to do with x_t actually.

$$p_\theta(x_{t-1} | x_t) = \mathcal{N}(\mu_\theta(x_t), \Sigma_\theta(x_t)) \quad (2)$$

The synthesized data x_0 can be obtained step by step by starting with Gaussian noise x_T . In order to get $\mu_\theta(x_t)$ and $\Sigma_\theta(x_t)$, J. Ho et al. [40] show that we can derive $\mu_\theta(x_t)$ from a noise estimation model $\epsilon_\theta(x_t, t)$ which can be trained during the process of adding noise with a standard mean-squared error loss $\mathcal{L}_{\text{simple}}$ defined in Equation 3, where ϵ is the Gaussian noise added from x_0 to x_t .

$$\mathcal{L}_{\text{simple}} = \mathbb{E}_{x_0, t, \epsilon} [\|\epsilon - \epsilon_\theta(x_t, t)\|^2] \quad (3)$$

The relationship between $\mu_\theta(x_t)$ and $\epsilon_\theta(x_t, t)$ is shown in Equation 4. Where $\bar{\alpha}_t$ is the accumulated multiplication of $(\alpha_1, \alpha_2, \alpha_3 \dots \alpha_t)$.

$$\mu_\theta(x_t) = \frac{1}{\sqrt{\bar{\alpha}_t}} \left(x_t - \frac{1 - \alpha_t}{\sqrt{1 - \bar{\alpha}_t}} \epsilon_\theta(x_t, t) \right) \quad (4)$$

Previous studies have demonstrated that speaker verification (SV) models exhibit significant performance degradation when evaluated on exceedingly short test utterances. To address this challenge, we propose a VoiceExtender framework (illustrated in Figure 1) that leverages a guided diffusion model to synthesize augmented speech features enriched with supplementary speaker information. The generated speech features are then integrated into the original test utterance, effectively extending its duration and improving the verification quality. To achieve this, we present and compare two implementations of VoiceExtender that differ in how speaker embeddings (SE) are applied during sample generation: (1) An external SE diffusion model (discussed in § 2.2), where SE is provided as the conditional input to the diffusion model. (2) A built-in SE diffusion model (detailed in § 2.3), where SE is fused into the diffusion model.

2.2. External Speaker Embedding Diffusion Model

P. Dhariwal et al. [34] demonstrate diffusion models conditioned on classifier guidance to generate class-specific images. Conditioning is achieved by influencing the diffusion

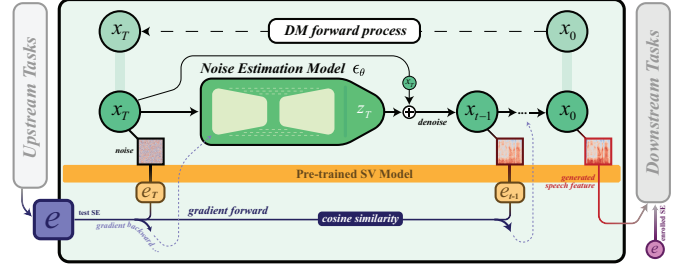


Fig. 2: External SE diffusion model.

model’s mean prediction $\mu_\theta(x_t | y)$ with the gradient of the classifier’s predicted log-probability $\log p_\phi(y | x_t)$ for class y . Inspired by this, we propose a method to generate new samples using a diffusion model guided by the similarity between SEs. Specifically, given a short reference speech input, we aim to synthesize a new speech feature with an SE close to the reference. Further details are shown in Figure 2.

As illustrated in the figure, our proposed framework first leverages a pre-trained SV model to extract a SE e from a given reference utterance. This SE is then utilized to guide the sampling process of an external SE-conditioned diffusion model. Since the SEs are normalized, the similarity between the reference SE e and the SE $f_\phi(x_t)$ predicted by the model for a partially diffused sample x_t can be efficiently computed as their dot product $f_\phi(x_t) \cdot e$. A larger dot product indicates a greater similarity between the two embeddings. The gradient of this dot product with respect to x_t , i.e. $\nabla_{x_t}(f_\phi(x_t) \cdot e)$, is then utilized to guide the next sampling step, steering the model to generate samples with SEs closer to the reference. In this way, the external SE guidance can control the characteristics of the synthesized speech.

The reverse diffusion process can be conditioned on a reference SE e by incorporating a similarity loss between e and the embeddings predicted for generated samples. Then, the perturbed reverse process mean $\hat{\mu}_\theta(x_t | e)$ is defined in Equation 5, where s is the gradient scale. x_{t-1} can be sampled from $\mathcal{N}(\mu + s \Sigma \nabla_{x_t}(f_\phi(x_t) \cdot e), \Sigma)$.

$$\hat{\mu}_\theta(x_t | e) = \mu_\theta(x_t) + s \cdot \Sigma_\theta(x_t) \nabla_{x_t}(f_\phi(x_t) \cdot e) \quad (5)$$

Algorithm 1 External SE diffusion model sampling

Input: guidance SE e , gradient scale s

Output: x_0

- 1: Given: diffusion model $(\mu_\theta(x_t), \Sigma_\theta(x_t))$, SE model $f_\phi(x)$
 - 2: $x_T \leftarrow$ sample from $\mathcal{N}(0, I)$
 - 3: **for** $t = T, \dots, 1$ **do**
 - 4: $\mu, \Sigma \leftarrow \mu_\theta, \Sigma_\theta^2 I$
 - 5: $x_{t-1} \leftarrow$ sample from $\mathcal{N}(\mu + s \Sigma \nabla_{x_t}(f_\phi(x_t) \cdot e), \Sigma)$
 - 6: **end for**
 - 7: **return** x_0
-

The sampling procedure for the proposed external SE diffusion model is detailed in Algorithm 1. At each reverse diffusion timestep t , the pre-trained SV model first extracts the

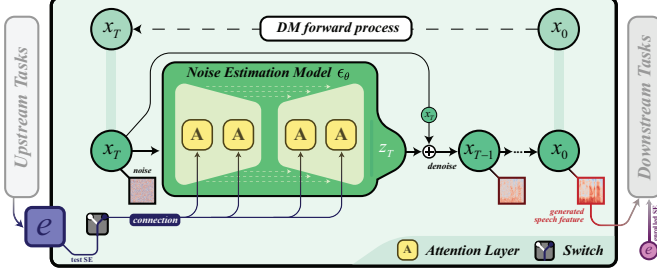


Fig. 3: Built-in SE diffusion model.

SE e_t from the currently generated sample x_t . The similarity between e_t and the reference SE e is then computed to ensure that the model generation process is correct.

2.3. Built-in Speaker Embedding Diffusion Model

J. Ho et al. [35] have proposed a classifier-free guidance approach for conditioned diffusion models. Rather than relying on an external classifier, this method directly embeds the class label y into the model’s noise estimation $\epsilon_\theta(x_t|y)$. With this structure, the trained model can support both class-conditional and unconditional sampling. During sampling, the noise prediction is a combination of conditional and unconditional estimation, as shown in Equation 6. The gradient can be written in Equation 7.

$$\hat{\epsilon}_\theta(x_t|y) = \epsilon_\theta(x_t) + s \cdot (\epsilon_\theta(x_t|y) - \epsilon_\theta(x_t)) \quad (6)$$

$$\begin{aligned} \nabla_{x_t} \log p^i(x_t|y) &\propto \nabla_{x_t} \log p(x_t|y) - \nabla_{x_t} \log p(x_t) \\ &\propto \epsilon^*(x_t|y) - \epsilon^*(x_t) \end{aligned} \quad (7)$$

To implement the built-in SE diffusion model, the class label y in Equation 6 can be replaced by the guide information of SE e . The prediction $\hat{\epsilon}$ is defined in Equation 8. The $\mu_\theta(x_t)$ can be obtained according to Equation 4. The detailed sampling procedure for the built-in SE diffusion model is shown in the pseudocode of the Algorithm 2.

$$\hat{\epsilon}_\theta(x_t|e) = \epsilon_\theta(x_t) + s \cdot (\epsilon_\theta(x_t|e) - \epsilon_\theta(x_t)) \quad (8)$$

Algorithm 2 Built-in SE diffusion model sampling

Input: guidance SE e , gradient scale s

Output: x_0

- 1: Given: diffusion model without e $\epsilon_\theta(x_t)$, diffusion model with e $\epsilon_\theta(x_t|e)$
- 2: $x_T \leftarrow$ sample from $\mathcal{N}(0, I)$
- 3: **for** $t = T, \dots, 1$ **do**
- 4: $\hat{\epsilon}_\theta(x_t|e) = \epsilon_\theta(x_t) + s \cdot (\epsilon_\theta(x_t|e) - \epsilon_\theta(x_t))$
- 5: $\mu = \frac{1}{\sqrt{\alpha_t}} \left(x_t - \frac{1-\alpha_t}{\sqrt{1-\alpha_t}} \hat{\epsilon}_\theta(x_t|e) \right)$
- 6: $x_{t-1} \leftarrow$ sample from $\mathcal{N}(\mu, \Sigma)$
- 7: **end for**
- 8: **return** x_0

Figure 3 shows the process of the built-in SE diffusion model. As can be seen from the figure, we borrowed the architecture of the ablated diffusion model (ADM) proposed by

[34] and extended it with SE as a condition. Since the base model of ADM uses a UNet with an attention module [41], it performs nicely in synthesis tasks. The ADM in our work performs noise estimation in the inverse process. At each attention layer of the ADM model, the guidance SE e is first mapped to an appropriate dimension and then concatenated to the context of these attention layers.

3. EXPERIMENTS

3.1. Dataset

The training and testing of the diffusion model are accomplished based on VoxCeleb1 [42]. The training set contains 1,100 speakers with 134,941 utterances, and the test set has 151 speakers and 18,575 utterances. There are 50,000 test pairs used for the evaluation. In all tests in the experiment, the test pairs of utterances are the same for each test, only the duration of the utterances differs. The ratio of test pairs for the same speaker and different speakers is 1:1. More details can be found in Table 1.

Data	Num of speakers	Num of utterances
Train	1,100	134,941
Test	151	18,575
Total	1,251	153,516

Table 1: Details of the VoxCeleb1 dataset.

3.2. Metrics

The performance of the SV model is measured by the equal error rate (EER) and the minimum detection cost function (MinDCF) with $P_{\text{target}} = 10^{-2}$, $C_{\text{fa}} = 1$, $C_{\text{fr}} = 1$ [3].

3.3. Implementation Details

The experiments are performed based on the pre-trained ECAPA-TDNN [3]. It is used as the baseline model and the SE extractor. Prior to the experiment, we used voice activity detection (VAD) to filter out invalid frames from the audio data. Instead of using raw speech signals as input to the model, we utilized log Mel-filterbanks (FBanks) as the data to be synthesized. The improvement of VoiceExtender on the SV is then examined when the audio duration is 0.5s, 1s, 1.5s, and 2s. The gradient scale s in the external SE diffusion model and the built-in SE diffusion model is 2.0 and 3.0 respectively. Since the experiment is tested under different short utterance durations, to achieve this, we randomly intercepted audio clips of the corresponding duration from the enroll or test audio.

It is worth noting that the SV model required for the external SE diffusion model is quite different. Since in the reverse process, the generated samples have varying degrees of

Model Type		0.5s		1.0s		1.5s		2.0s	
		EER(%)	MinDCF	EER(%)	MinDCF	EER(%)	MinDCF	EER(%)	MinDCF
Baseline	—	17.29	0.821	6.98	0.487	2.99	0.307	2.30	0.234
External SE Diffusion Model	DM _{0.5}	28.43	0.887	21.78	0.853	20.02	0.836	18.92	0.833
	DM _{0.5+}	12.43	0.735	5.71	0.446	2.89	0.284	2.24	0.226
	DM _{1.0}	22.05	0.859	13.19	0.755	12.33	0.730	12.22	0.730
	DM _{1.0+}	11.80	0.712	5.03	0.419	2.81	0.283	2.23	0.225
	DM _{1.5}	20.37	0.841	11.66	0.709	11.13	0.707	10.97	0.701
	DM _{1.5+}	10.22	0.686	4.93	0.415	2.76	0.279	2.21	0.218
	DM _{2.0}	20.11	0.837	11.62	0.707	11.07	0.706	11.01	0.705
	DM _{2.0+}	10.11	0.681	4.92	0.416	2.77	0.277	2.25	0.224
Built-in SE Diffusion Model	DM _{0.5}	25.03	0.870	20.48	0.843	19.09	0.839	18.89	0.830
	DM _{0.5+}	10.63	0.636	4.95	0.416	2.74	0.273	2.20	0.225
	DM _{1.0}	21.95	0.854	12.07	0.724	11.88	0.714	12.16	0.724
	DM _{1.0+}	9.62	0.621	4.59	0.392	2.68	0.277	2.18	0.224
	DM _{1.5}	20.17	0.837	11.14	0.712	10.91	0.695	10.89	0.696
	DM _{1.5+}	9.39	0.618	4.49	0.386	2.68	0.271	2.18	0.219
	DM _{2.0}	20.04	0.834	11.01	0.707	10.88	0.691	10.88	0.697
	DM _{2.0+}	9.32	0.614	4.50	0.389	2.69	0.274	2.16	0.220

Table 2: Overall comparison of SV performance with SE guidance diffusion model under different short utterance scenarios.

Gaussian noise, the pre-trained SV model should be robust to Gaussian noise at any signal-to-noise ratio (SNR). Therefore, it is important to ensure that this SV model is further trained with noise (including Gaussian noise) at different SNRs to make it robust to this noise, and used for the entire experiment.

4. RESULTS

4.1. Overall Comparison and Analysis

In our experiments, we tested the performance of the SV model on utterance scenarios of different durations (0.5s, 1.0s, 1.5s, 2.0s) using the built-in SE and the external SE of the diffusion model, respectively, as shown in Table 2. The baseline test shows the SV performance on audio clips of duration t . There are two types of speech included in the SV test: (1) DM _{t} shows the case where only the synthesized utterance of duration t is used for SV; (2) DM _{$t+$} shows the case where a concatenation of the original audio clip and the synthesized audio clip is used for SV.

For DM _{t} series: in the scenario where the short utterance duration is 0.5s, for the external SE diffusion model, when using DM_{0.5}, the EER increased from 17.29% to 28.43% and the MinDCF increased from 0.821 to 0.887; for the built-in SE diffusion model, when using DM_{0.5}, the EER increased from 17.29% to 25.03% and the MinDCF increased from 0.821 to 0.870. In the scenario where the short utterance duration is 1.0s: for the external SE diffusion model, when using DM_{1.0}, the EER increased from 6.98% to 21.78% and MinDCF increased from 0.487 to 0.853; for the built-in SE diffusion model, when using DM_{1.0}, the EER increased from 6.98% to 20.48% and MinDCF increased from 0.487 to 0.843. From the above data, it can be seen that the performance of

the samples generated by the diffusion model is significantly degraded compared to the original audio samples in the experiment for the same audio length. This indicates that the samples generated by the diffusion model actually contain less audio information than the original audio samples of the same length. Therefore, to achieve better results, the samples generated by the diffusion model need to be spliced with the original given utterance and then used for SV.

For DM _{$t+$} series: in the scenario where the short utterance duration is 0.5s, for the external SE diffusion model, when using DM_{2.0+}, EER decreased from 17.29% to 10.11% and MinDCF dropped from 0.821 to 0.681; for the built-in SE diffusion model, when using DM_{1.5+}, EER dropped from 17.29% to 9.32% and MinDCF dropped from 0.821 to 0.614. In the scenario where the short utterance duration is 1.0s, for the external SE diffusion model, when using DM_{2.0+}, the EER dropped from 6.98% to 4.92% and MinDCF dropped from 0.487 to 0.416; for the built-in SE diffusion model, when using DM_{1.5+}, EER dropped from 6.98% to 4.49% and MinDCF dropped from 0.487 to 0.362. Similarly, we can see that both SE-guided diffusion models improve the SV performance to different degrees in the 1.5s and 2.0s scenarios. For easier comparison, we have extracted a detailed comparison of the baseline and optimal diffusion models on the EER and MinDCF, see Figure 4. The results show that after using VoiceExtender, the performance of SV is significantly improved in different utterance duration scenarios.

In summary, the SV model achieves best-case performance gains of (41.5% 29.5% 7.6% 3.9%; 46.1% 35.7% 10.4% 5.7%) in EER and (17.1% 14.6% 9.1% 4.3%; 25.2% 20.7% 11.7% 7.3%) in MinDCF when using external and built-in SE diffusion models, respectively. The built-in SE diffusion model performs better than the external SE diffusion

Given utterance	0.5s		1.0s		1.5s		2.0s	
	EER(%)	MinDCF	EER(%)	MinDCF	EER(%)	MinDCF	EER(%)	MinDCF
	17.29	0.821	6.98	0.487	2.99	0.307	2.30	0.234
Extended utterance by duplication	1.0s		2.0s		3.0s		4.0s	
	EER(%)	MinDCF	EER(%)	MinDCF	EER(%)	MinDCF	EER(%)	MinDCF
	17.04	0.816	7.11	0.494	2.95	0.305	2.26	0.232

Table 3: The SV performance with given short utterance and extended utterance under different short utterance scenarios.

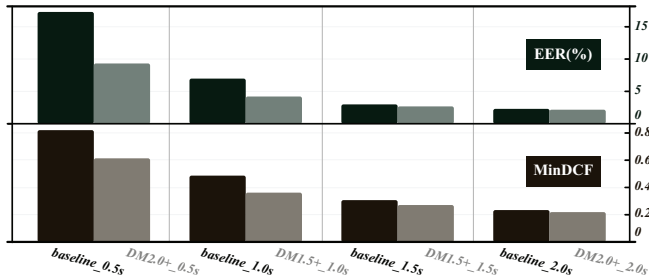


Fig. 4: Comparison of baseline.t and the best DMt+ on EER and MinDCF when t takes values of (0.5s,1.0s,1.5s and 2.0s).

model in improving the speaker SV performance. This may be due to the fact that the external SE diffusion model requires better SV models that are robust to noise. Furthermore, it can be noticed that the enhancement of the diffusion model on the SV performance becomes more pronounced as the speech duration becomes shorter, which means that VoiceExtender is more effective for extremely short utterances.

4.2. Duplicated Audio Baseline Comparison

To investigate the effect of audio duration alone on SV performance, without introducing additional information, experiments are conducted in which the original audio is duplicated to double its length across the 4 duration scenarios (see Table 3). Extending duration by simple duplication had minimal effect, suggesting that diffusion models generate samples with substantial novel speech information that improves SV. The key reason underlying this finding is that well-trained diffusion models synthesize samples containing meaningful additional speech content that enhances SV capabilities, rather than simply extending duration.

4.3. Generated Samples Visualization

To further exhibit VoiceExtender’s enhancement of SV performance, t-SNE visualizations of the top 10 speakers’ SEs on the test set were generated (see Figure 5). The results demonstrate that VoiceExtender can increase inter-speaker SE separation and intra-speaker SE aggregation. This effect becomes more pronounced as utterance duration decreases.

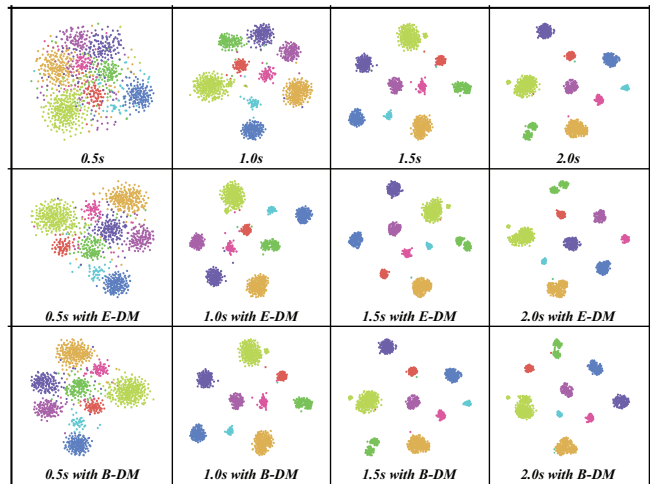


Fig. 5: Visualization of SEs for top ten speakers in the test dataset using t-SNE: B-DM means built-in SE diffusion model; E-DM means external SE diffusion model.

5. CONCLUSIONS

In this paper, we propose VoiceExtender, which is an effective and promising framework for improving the performance of speaker verification (SV) when dealing with short utterances. By employing a diffusion model with built-in or external SE guidance, VoiceExtender is able to generate additional speech features from a given short utterance, thereby extending its duration and improving the performance of the speaker verification (SV) system. Experimental results on the Voxceleb dataset show that the VoiceExtender architecture outperforms the baseline model, with relative improvements of 46.1%, 35.7%, 10.4%, and 5.7% in EER and 25.2%, 20.7%, 11.7%, and 7.3% in MinDCF under 0.5, 1.0, 1.5, and 2.0 seconds short-utterance conditions.

6. ACKNOWLEDGEMENT

Supported by the Key Research and Development Program of Guangdong Province (grant No. 2021B0101400003) and Corresponding author is Jianzong Wang (jzwang@188.com).

7. REFERENCES

- [1] Douglas A. Reynolds, Thomas F. Quatieri, and Robert B. Dunn, "Speaker verification using adapted gaussian mixture models," *Digit. Signal Process.*, vol. 10, pp. 19–41, 2000.
- [2] David Snyder, Daniel Garcia-Romero, Gregory Sell, Daniel Povey, and Sanjeev Khudanpur, "X-vectors: Robust dnn embeddings for speaker recognition," in *International Conference on Acoustics, Speech and Signal Processing (ICASSP)*. IEEE, 2018, pp. 5329–5333.
- [3] Brecht Desplanques, Jenthe Thienpondt, and Kris Demuynck, "ECAPA-TDNN: emphasized channel attention, propagation and aggregation in TDNN based speaker verification," in *International Speech Communication Association (INTERSPEECH)*, Helen Meng, Bo Xu, and Thomas Fang Zheng, Eds. 2020, pp. 3830–3834, ISCA.
- [4] Haibo Wang, Siqi Zheng, Yafeng Chen, Luyao Cheng, and Qian Chen, "Cam++: A fast and efficient network for speaker verification using context-aware masking," *International Speech Communication Association (INTERSPEECH)*, 2023.
- [5] Arnab Poddar, Md Sahidullah, and Goutam Saha, "Speaker verification with short utterances: a review of challenges, trends and opportunities," *IET Biometrics*, vol. 7, no. 2, pp. 91–101, 2018.
- [6] Jee weon Jung, Hee-Soo Heo, Hye jin Shim, and Ha jin Yu, "Short utterance compensation in speaker verification via cosine-based teacher-student learning of speaker embeddings," *Automatic Speech Recognition and Understanding Workshop (ASRU)*, pp. 335–341, 2018.
- [7] Amirhossein Hajavi and Ali Etemad, "A deep neural network for short-segment speaker recognition," in *International Speech Communication Association (INTERSPEECH)*, 2019.
- [8] Ju-ho Kim, Hye-jin Shim, Jungwoo Heo, and Ha-Jin Yu, "Rawnext: Speaker verification system for variable-duration utterances with deep layer aggregation and extended dynamic scaling policies," in *International Conference on Acoustics, Speech and Signal Processing (ICASSP)*. IEEE, 2022, pp. 7647–7651.
- [9] Jee-weon Jung, Hee-Soo Heo, Hye-jin Shim, and Ha-Jin Yu, "Short utterance compensation in speaker verification via cosine-based teacher-student learning of speaker embeddings," in *Automatic Speech Recognition and Understanding Workshop (ASRU)*. IEEE, 2019, pp. 335–341.
- [10] Wenda Chen, Jonathan Huang, and Tobias Bocklet, "Length- and noise-aware training techniques for short-utterance speaker recognition," in *International Speech Communication Association (INTERSPEECH)*, 2020.
- [11] Sang Wu Han, Young-Mok Ahn, Kyeongmuk Kang, and Jong Won Shin, "Short-segment speaker verification using ecapa-tdnn with multi-resolution encoder," *International Conference on Acoustics, Speech and Signal Processing (ICASSP)*, 2023.
- [12] Kai Liu and Huan Zhou, "Text-independent speaker verification with adversarial learning on short utterances," in *International Conference on Acoustics, Speech and Signal Processing (ICASSP)*. IEEE, 2020, pp. 6569–6573.
- [13] Martin Arjovsky, Soumith Chintala, and Léon Bottou, "Wasserstein generative adversarial networks," in *International Conference on Machine Learning*. PMLR, 2017, pp. 214–223.
- [14] Naohiro Tawara, Atsunori Ogawa, Tomoharu Iwata, Marc Delcroix, and Tetsuji Ogawa, "Frame-level phoneme-invariant speaker embedding for text-independent speaker recognition on extremely short utterances," in *International Conference on Acoustics, Speech and Signal Processing (ICASSP)*. IEEE, 2020, pp. 6799–6803.
- [15] Yayun He, Junqing Peng, Jianzong Wang, and Jing Xiao, "Rhythm dancer: 3d dance generation by keymotion transition graph and pose-interpolation network," *CCF-Big Data*, vol. 9, no. 1, pp. 23–37, 2023.
- [16] Andrew Brock, Jeff Donahue, and Karen Simonyan, "Large scale gan training for high fidelity natural image synthesis," *ArXiv*, vol. abs/1809.11096, 2018.
- [17] Jungil Kong, Jaehyeon Kim, and Jaekyoung Bae, "Hifigan: Generative adversarial networks for efficient and high fidelity speech synthesis," *Neural Information Processing Systems (NeurIPS)*, vol. abs/2010.05646, 2020.
- [18] Ryan J. Prenger, Rafael Valle, and Bryan Catanzaro, "Waveglow: A flow-based generative network for speech synthesis," *International Conference on Acoustics, Speech and Signal Processing (ICASSP)*, pp. 3617–3621, 2018.
- [19] Diederik P. Kingma and Prafulla Dhariwal, "Glow: Generative flow with invertible 1x1 convolutions," *Neural Information Processing Systems (NeurIPS)*, vol. abs/1807.03039, 2018.
- [20] Mohammad Aljanabi and chatGPT, "Chatgpt: Future directions and open possibilities," *Mesopotamian Journal of Cyber Security*, 2023.

- [21] Qing Huang, Xinhao Yang, Feiyang Qian, and Ze Li, “Pop piano music generation with the simplified transformer-xl,” *Chinese Control and Decision Conference (CCDC)*, pp. 3818–3822, 2021.
- [22] Gautam Mittal, Jesse Engel, Curtis Hawthorne, and Ian Simon, “Symbolic music generation with diffusion models,” *International Society for Music Information Retrieval (ISMIR)*, 2021.
- [23] Lian Siyao, Weijiang Yu, Tianpei Gu, Chunze Lin, Quan Wang, Chen Qian, Chen Change Loy, and Ziwei Liu, “Bailando: 3d dance generation by actor-critic gpt with choreographic memory,” *Computer Vision and Pattern Recognition (CVPR)*, pp. 11040–11049, 2022.
- [24] Robin Rombach, Andreas Blattmann, Dominik Lorenz, Patrick Esser, and Björn Ommer, “High-resolution image synthesis with latent diffusion models,” in *Computer Vision and Pattern Recognition (CVPR)*, 2022, pp. 10684–10695.
- [25] Andreas Lugmayr, Martin Danelljan, Andres Romero, Fisher Yu, Radu Timofte, and Luc Van Gool, “Repaint: Inpainting using denoising diffusion probabilistic models,” in *Computer Vision and Pattern Recognition (CVPR)*, 2022, pp. 11461–11471.
- [26] Nataniel Ruiz, Yuanzhen Li, Varun Jampani, Yael Pritch, Michael Rubinstein, and Kfir Aberman, “Dreambooth: Fine tuning text-to-image diffusion models for subject-driven generation,” *Computer Vision and Pattern Recognition (CVPR)*, pp. 22500–22510, 2022.
- [27] Robin Rombach, Andreas Blattmann, and Björn Ommer, “Text-guided synthesis of artistic images with retrieval-augmented diffusion models,” *arXiv preprint arXiv:2207.13038*, 2022.
- [28] Xingqian Xu, Zhangyang Wang, Eric Zhang, Kai Wang, and Humphrey Shi, “Versatile diffusion: Text, images and variations all in one diffusion model,” *arXiv preprint arXiv:2211.08332*, 2022.
- [29] Jinglin Liu, Chengxi Li, Yi Ren, Feiyang Chen, and Zhou Zhao, “Diffsinger: Singing voice synthesis via shallow diffusion mechanism,” in *Association for the Advancement of Artificial Intelligence (AAAI)*, 2021.
- [30] Jonathan Ho, Tim Salimans, Alexey Gritsenko, William Chan, Mohammad Norouzi, and David J Fleet, “Video diffusion models,” *Neural Information Processing Systems (NeurIPS)*, 2022.
- [31] Yabo Zhang, Yuxiang Wei, Dongsheng Jiang, Xiaopeng Zhang, Wangmeng Zuo, and Qi Tian, “Controlvideo: Training-free controllable text-to-video generation,” *ArXiv*, vol. abs/2305.13077, 2023.
- [32] Ian Goodfellow, Jean Pouget-Abadie, Mehdi Mirza, Bing Xu, David Warde-Farley, Sherjil Ozair, Aaron Courville, and Yoshua Bengio, “Generative adversarial networks,” *Communications of the ACM*, vol. 63, no. 11, pp. 139–144, 2020.
- [33] Antonia Creswell, Tom White, Vincent Dumoulin, Kai Arulkumaran, Biswa Sengupta, and Anil A Bharath, “Generative adversarial networks: An overview,” *IEEE Signal Processing Magazine*, vol. 35, no. 1, pp. 53–65, 2018.
- [34] Prafulla Dhariwal and Alexander Nichol, “Diffusion models beat gans on image synthesis,” *Neural Information Processing Systems (NeurIPS)*, vol. 34, pp. 8780–8794, 2021.
- [35] Jonathan Ho and Tim Salimans, “Classifier-free diffusion guidance,” *Neural Information Processing Systems (NeurIPS)*, 2021.
- [36] Ling Yang, Zhilong Zhang, Yang Song, Shenda Hong, Runsheng Xu, Yue Zhao, Yingxia Shao, Wentao Zhang, Bin Cui, and Ming-Hsuan Yang, “Diffusion models: A comprehensive survey of methods and applications,” *arXiv preprint arXiv:2209.00796*, 2022.
- [37] Hanqun Cao, Cheng Tan, Zhangyang Gao, Guangyong Chen, Pheng-Ann Heng, and Stan Z Li, “A survey on generative diffusion model,” *arXiv preprint arXiv:2209.02646*, 2022.
- [38] Jiaming Song, Chenlin Meng, and Stefano Ermon, “Denoising diffusion implicit models,” *International Conference on Learning Representations (ICLR)*, 2021.
- [39] Alexander Quinn Nichol and Prafulla Dhariwal, “Improved denoising diffusion probabilistic models,” in *International Conference on Machine Learning*. PMLR, 2021, pp. 8162–8171.
- [40] Jonathan Ho, Ajay Jain, and Pieter Abbeel, “Denoising diffusion probabilistic models,” *Neural Information Processing Systems (NeurIPS)*, vol. 33, pp. 6840–6851, 2020.
- [41] Ashish Vaswani, Noam Shazeer, Niki Parmar, Jakob Uszkoreit, Llion Jones, Aidan N Gomez, Lukasz Kaiser, and Illia Polosukhin, “Attention is all you need,” *Neural Information Processing Systems (NeurIPS)*, vol. 30, 2017.
- [42] Arsha Nagrani, Joon Son Chung, and Andrew Zisserman, “VoxCeleb: A Large-Scale Speaker Identification Dataset,” in *International Speech Communication Association (INTERSPEECH)*, 2017, pp. 2616–2620.