

---

# PRIVIT: VISION TRANSFORMERS FOR FAST PRIVATE INFERENCE

---

A PREPRINT

Naren Dhyani\*

Jianqiao Mo

Minsu Cho

Ameya Joshi

Siddharth Garg

Brandon Reagen

Chinmay Hegde

October 10, 2023

## ABSTRACT

The Vision Transformer (ViT) architecture has emerged as the backbone of choice for state-of-the-art deep models for computer vision applications. However, ViTs are ill-suited for private inference using secure multi-party computation (MPC) protocols, due to the large number of non-polynomial operations (self-attention, feed-forward rectifiers, layer normalization). We propose PriViT, a gradient-based algorithm to selectively “Taylorize” nonlinearities in ViTs while maintaining their prediction accuracy. Our algorithm is conceptually simple, easy to implement, and achieves improved performance over existing approaches for designing MPC-friendly transformer architectures in terms of achieving the Pareto frontier in latency-accuracy. We confirm these improvements via experiments on several standard image classification tasks. Public code is available at <https://github.com/NYU-DICE-Lab/privit>.

## 1 Introduction

**Motivation.** Deep machine learning models are increasingly being deployed by cloud-based providers, accessible only by API calls. In such cases, user data privacy becomes paramount, motivating the setting of private inference (PI) using secure multiparty computation (MPC). In its simplest form, MPC-based private inference is a two-party setup where a user (the first party) performs inference of their data on a model whose weights are owned by the cloud service provider (the second party), with both sides encrypting their inputs using cryptographic techniques prior to inference.

The main technical barrier to widespread deployment of MPC-based PI protocols is the *large number of nonlinear operations* present in a deep neural network model. Private execution of linear (or low-degree polynomial) operations can be made fast using cryptographic protocols like homomorphic encryption and/or secret sharing. However, private execution of nonlinear operations (such as ReLUs or softmax operations) require Yao’s Garbled Circuits, incurring high latency and storage overhead. Thus, unlocking fast, accurate, and efficient PI requires rethinking network design.

Consequently, an emerging line of work has made several forays towards the design of “MPC-friendly” models; cf. more discussions below in Section 2. These methods approach PI from different angles. Approaches such as Delphi (Mishra et al., 2020a) or Circa (Ghodsi et al., 2021) propose to replace ReLUs with MPC-friendly approximations, while approaches such as CryptoNAS (Ghodsi et al., 2020) and Sphynx (Cho et al., 2021) use neural architecture search (NAS) to search for network backbones with a minimal number of ReLUs. Peng et al. (2023) propose hardware-aware ReLU-reduced networks to achieve better latencies. The latest approaches in this direction (SNL by Cho et al. (2022a), and SENet by Kundu et al. (2023)) derive inspiration from network pruning.

However, this body of work has gaps. The overwhelming majority of PI-aware model approaches have focused on convolutional architectures, and have largely ignored *transformer* models. In particular, the proper application of MPC to *vision transformer* architectures remains far less studied; see Table 1. Vision transformers (Dosovitskiy et al., 2020)

---

\*The authors are with the Tandon School of Engineering at New York University. Corresponding authors: Naren Dhyani, nhd7682@nyu.edu; Chinmay Hegde chinmay.h@nyu.edu

Approach	Arch	Methods	Units removed
DELPHI (Mishra et al., 2020a)	ConvNets	NAS + poly approx.	ReLU layers
CryptoNAS (Ghodsi et al., 2020)	ResNets	NAS	ReLU layers
Sphinx (Cho et al., 2021)	ResNets	NAS	ReLU layers
DeepReDuce (Jha et al., 2021)	ResNets	manual	ReLU layers
SNL (Cho et al., 2022a)	ResNets	GD	Individual ReLUs
SENet (Kundu et al., 2023)	ResNets	GD	Individual ReLUs
MPCFormer (Li et al., 2022)	BERT	NAS + poly approx.	GELU layers, softmaxes
MPCViT (Zeng et al., 2022)	ViT	NAS + poly approx.	GELU layers, softmaxes
<b>PriViT (this paper)</b>	ViT	GD + poly approx.	Individual GELUs, softmaxes

Table 1: Comparison of various MPC-friendly approaches for deep image classification. NAS stands for neural architecture search; GD stands for gradient descent. Our approach, PriViT, adaptively replaces various nonlinearities present in transformers with their Taylorized versions in order to reduce PI latency costs without drop in accuracy.

currently list among the best performing deep models in numerous computer vision tasks, spanning image classification, generation, and understanding. On the other hand, vision transformers are very bulky, possessing an *enormous number of nonlinear operations of different types: GELUs, softmaxes, and layer norms*. As of early September 2023, the only published approach addressing private inference for vision transformers is the MPCViT framework of (Zeng et al., 2022); they use a carefully constructed combination of NAS, various simplifications of the attention mechanism, and knowledge distillation (Hinton et al., 2015) to achieve highly competitive results on common image classification benchmarks.

**Our contributions and techniques.** In this paper we introduce PRIVIT, an algorithm for designing MPC-friendly vision transformers. PriViT considerably improves upon the previous best results for PI using Vision Transformers (MPCViT) both in terms of latency and accuracy on TinyImagenet, and competitive results on CIFAR 10/100.

At a high level, our approach mirrors the *network linearization* strategy introduced in the SNL method by Cho et al. (2022a). Let us start with a pre-trained ViT model with frozen weights, but now replace nonlinear operations with their *switched Taylorized* versions:

- Each GELU unit,  $\text{GELU}(x_i)$  is replaced by  $c_i \text{GELU}(x_i) + (1 - c_i)x_i$ ; and
- Each row-wise softmax operation  $\text{Softmax}(X_i)$  is replaced by

$$s_i \text{Softmax}(x_i) + (1 - s_i) \text{SquaredAttn}(X_i).$$

where SquaredAttn is just the unnormalized quadratic kernel, and *binary* switching variables  $c_i, s_i$ . These switches decide whether to retain the nonlinear operation, or to replace it with its Taylor approximation (linear in the case of GELU, quadratic in the case of softmax<sup>2</sup>). Having defined this new network, we initialize all switch variables to 1, make weights as well as switches trainable, and proceed with training using gradient descent.

Some care needs to be taken to make things work. We seek to eventually set most of the switching variables to zero since our goal is to replace most nonlinearities with linear units or low-degree polynomials; the surviving switches should be set to one. We achieve this by augmenting the standard cross-entropy training loss with a  $\ell_1$ -penalty term that promotes sparsity in the vector of all switch variables, apply a homotopy-style approach that gradually increases this penalty if sufficient sparsity is not reached, and finally binarize the variables via rounding. We can optionally perform knowledge distillation; see Section 3 for details.

**Discussion and implications.** We note that the previous state-of-the-art, MPCViT, also follows a similar strategy as (Cho et al., 2022a): selectively replace both GELUs and softmax operations in vision transformers with their linear (or polynomial) approximations. However, they achieve this via a fairly complex MPC-aware NAS procedure. A major technical contribution of their work is the identification of a (combinatorial) search space, along with a differentiable objective to optimize over this space. Our PriViT algorithm, on the other hand, is conceptually much simpler and can be applied out-of-the-box to any pre-trained ViT model. The only price to be paid is the computational overhead of training the new switching variables, which incurs extra GPU memory and training time.

While our focus in this paper is sharply on private inference, our results also may hold implications on the *importance of nonlinearities at various transformer layers*. Indeed, we see consistent trends in the architectures obtained via PriViT. First, most nonlinear operations in transformers are redundant. PriViT is able to remove nearly 83% of GELUs and 97% softmax operations with less than 0.5% reduction in accuracy over CIFAR100 (Krizhevsky et al., 2009). Second, given

<sup>2</sup>Via several ablation studies we justify why we choose these particular approximations for these functions.

PriViT		MPCViT		PriViT (with GELU)		MPCViT		PriViT (with ReLU)		MPCViT+	
Acc	Latency (s)	Acc	Latency (s)	Acc	Latency (s)	Acc	Latency (s)	Acc	Latency (s)	Acc	Latency (s)
78.88	31.77	62.55	150.83	78.51	17.75	77.8	<b>9.16</b>	78.37	16.77	77.1	<b>9.05</b>
78.16	28.45	<b>63.7</b>	95.75	80.49	14.21	76.9	8.76	78.73	13.46	76.8	8.77
75.5	20.47	63.36	71.04	78.5	14.08	76.9	8.21	77.1	10.62	76.3	8.37
<b>64.46</b>	14.41	62.62	43.96	77.74	<b>11.69</b>	76.4	7.86	76.59	12.43	76.2	7.94

Table 2: Accuracy-latency tradeoffs between PriViT and MPCViT. All latencies are calculated with the Secretflow Ma et al. (2023) framework using the SEMI2k Cramer et al. (2018) protocol. Detailed methodology is reported in Appendix A **Left**: Comparison of PriViT versus MPCViT on TinyImagenet. PriViT achieves  $6.6\times$  **speedup** for isoaccuracy approximately 63%. **Right**: Comparison of PriViT versus MPCViT on CIFAR-100. Due to ViT architecture differences, PriViT uses a much larger model with  $3\times$  more input tokens, and is able to achieve nearly percentage points increase in CIFAR-100 accuracy with only 27% increase in latency. Mirroring the MPCViT+ approach, we also report the effect of PriViT with all GELUs replaced with ReLUs, and again show competitive performance.

a target overall budget of softmaxes and GELUs, PriViT overwhelmingly chooses to retain most of the nonlinearities in earlier layers, while discarding most of the later ones. These suggest that there is considerable room for designing better architectures than merely stacking up identical transformer blocks, but we defer a thorough investigation of this question to future work.

## 2 Preliminaries

**Private inference.** Prior work on private inference (PI) have proposed methods that leverage existing cryptographic primitives for evaluating the output of deep networks. Cryptographic protocols can be categorized by choice of ciphertext computation used for linear and non-linear operations. Operations are computed using some combination of: (1) secret-sharing (SS) (Shamir, 1979; Micali et al., 1987); (2) partial homomorphic encryptions (PHE) (Gentry & Halevi, 2011), which allow limited ciphertext operations (e.g., additions and multiplications), and (3) garbled circuits (GC) (Yao, 1982, 1986).

In this paper, our focus is exclusively on the DELPHI protocol (Mishra et al., 2020a) for private inference. We choose DELPHI as a matter of convenience; the general trends discovered in our work hold regardless of the encryption protocol, and to validate this we measure latency of our PriViT-derived models using multiple protocols. DELPHI assumes the threat model that both parties are honest-but-curious. Therefore, each party strictly follows the protocol, but may try to learn information about the other party’s input based on the transcripts they receive from the protocol. Wang et al. (2022), Peng et al. (2023), Lu et al. (2021), Qin et al. (2022)

DELPHI is a hybrid protocol that combines cryptographic primitives such as secret sharing (SS) and homomorphic encryptions (HE) for all linear operations, and garbled circuits (GC) for ReLU operations. DELPHI divides the inference into two phases to make the private inference happen: the offline phase and an online phase. DELPHI’s cryptographic protocol allows for front-loading all input-independent computations to an offline phase. By doing so, this enables ciphertext linear computations to be as fast as plaintext linear computations while performing the actual inference. For convolutional architectures, the authors of DELPHI shows empirical evidence that ReLU computation requires 90% of the overall private inference time for typical deep networks. As a remedy, DELPHI and SAFENET (Lou et al., 2021) propose neural architecture search (NAS) to selectively replace ReLUs with polynomial operations. CryptoNAS (Ghodsi et al., 2020), Sphynx (Cho et al., 2021) and DeepReDuce (Jha et al., 2021) design new ReLU efficient architectures by using macro-search NAS, micro-search NAS and multi-step optimization respectively.

**Protocols for nonlinearities.** To standardize across different types of non-linear activations, we compare their DELPHI (online) GC computation costs. We use the EMP Toolkit (Wang et al., 2016), a widely used GC framework, to generate GC circuits for nonlinear functions. High-performance GC constructions implement AND and XOR gates, where XOR is implemented using FreeXOR (Kolesnikov & Schneider, 2008) and AND using Half-Gate (Zahur et al., 2015). With FreeXOR, all XOR gates are negligible, therefore we count the number of AND gates as the cost of each nonlinear function (Mo et al., 2023b). To be consistent with prior work (Ghodsi et al., 2021), the activation functions also consider value recovery from Secret Sharing. Figure 1 (left) breaks down the GC cost of ViT for different nonlinearities, and (right) shows the proportion of GC cost for Softmax and GeLU, normalized by the vector length. More details are in Appendix D.

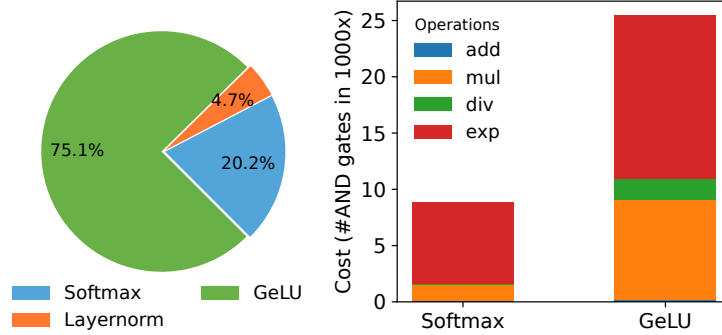


Figure 1: Breakdown of latency in ViT Tiny model of different non-linearities based on DELPHI.

### 3 PriViT: Privacy Friendly Vision Transformers

#### 3.1 Setup

Following (Cho et al., 2022a; Ghodsi et al., 2020; Mo et al., 2023a), we exclusively focus on DELPHI (Mishra et al., 2020b) as the protocol for private inference. However, we emphasize this choice is only due to convenience, and that our approach extends to any privacy-preserving protocol that relies on reducing nonlinearities to improve PI latency times.

Let  $f_{\mathbf{W}} : \mathbb{R}^{n \times d} \rightarrow [0, 1]^C$  be a vision transformer that takes as input  $n$  tokens (each of  $d$  dimensions) and outputs a vector of probabilities for each of  $C$  classes. Each of these tokens is a patch sampled from the original image,  $\mathbf{X}$  and is indexed by  $i$ . As described, the transformer architecture consists of stacked layers of multi-headed self-attention blocks with nonlinearities like GeLU (Hendrycks & Gimpel, 2016) and LayerNorm (Ba et al., 2016). ViTs use dot-product self-attention (see Equation 1) which additionally consists of  $n$  row-wise softmax operations.

$$o = \frac{\text{Softmax}(\mathbf{X}\mathbf{W}_q\mathbf{W}_k\mathbf{X})}{\sqrt{d}}\mathbf{W}_v\mathbf{X}. \quad (1)$$

To frame the computational challenges inherent to Vision Transformers (ViTs), consider the ViT-base (12 layer) model designed for  $224 \times 224$  images. Delving into its architecture reveals a composition of (approximately) 726,000 GeLUs, 28,000 layernorms, and 4000 softmaxes. All the non-linearities, when viewed through the lens of the DELPHI protocol, become extremely resource-intensive operations.

Our PriViT algorithm designs an architecture that circumvents these computationally heavy operations. Our proposition is to surgically introduce appropriate Taylor approximations of the GeLU and softmax attention operations wherever possible (under the constraint that accuracy drops due to such approximations should be minimal. The main challenge is to figure out where to do these approximations, which we describe below,

Our algorithm can be viewed as an extension of SNL (Cho et al., 2022b), a network linearization approach. SNL allows for automatic linearization of feed-forward networks through the use of parametric ReLU activations and optimizing a Lasso-like loss (Tibshirani, 1996). While SNL can reasonably be used to linearize ReLUs (GeLUs) in ViTs, it does not support linearizing softmax operations, which form a large proportion of nonlinearities in ViTs. We therefore add a reparametrized normalization layer that allows a choice between softmax and SQUAREDATTN. Note that this is distinct to many existing approaches (Qin et al., 2022; Lu et al., 2021; Wang et al., 2020; Song, 2021) which also propose blanket alternatives to softmax attention throughout the network.

#### 3.2 PriViT Algorithm

To begin, we focus on softmax and GeLUs and ignore layernorms; we found that these were far harder to Taylorize. For the former, we introduce auxiliary variables to act as switches. Given  $f_{\mathbf{W}}$ , let  $\bar{C}$  and  $\bar{S}$  be the total number of GeLUs and softmaxes. Further, let  $\mathcal{S} = [s_1, s_2, \dots, s_S]$  and  $\mathcal{C} = [c_1, c_2, \dots, c_C]$  be collections of binary switch variables defined for all instances of GeLU and softmax activations. Our goal here is to learn  $\mathbf{W}$ ,  $\mathcal{S}$ , and  $\mathcal{C}$  to ensure high accuracy with as few nonlinearities as possible. We also use  $N$  to denote the number of tokens,  $H$  to denote the number of heads and  $m$  to denote the size of the token embedding (and consequently the output size of the feedforward MLP).

**GELU.** In the case of GELU operations, we define a switched version of the GeLU activation:

$$f(c_i, \mathbf{x}_i) = c_i \text{GELU}(\mathbf{x}_i) + (1 - c_i) \mathbf{x}_i \quad (2)$$

$$\mathbf{y} = [f(c_1, x_1), f(c_2, x_2), \dots, f(c_n, x_n)], \quad (3)$$

where  $c_i$  is the corresponding auxiliary variable for the  $i^{\text{th}}$  token,  $\mathbf{x}_i$  is the  $i^{\text{th}}$  input token embedding of dimension  $m$  ( $m$  being the MLP dimension) and  $\mathbf{y} \in \mathbb{R}^{N \times m}$  is the output. During training,  $c_i$  are initially real-valued, trainable, and are initialized to 1 at the start of training. During inference, we binarize all  $c_i$  using an indicator function,  $\mathbb{1}_{c_i > \epsilon}$ , where  $\epsilon$  is an appropriately chosen threshold.  $c_i = 1$  implies that the GELU is preserved whereas  $c_i = 0$  reverts to the linear activation. Figure 11 in the Appendix shows a graphical representation of the GELU parametrization. Note that GELU is a pointwise function and therefore is applied to elementwise.

**Softmax Attention.** The next step is to reparameterize softmax attention. However unlike GELUs, choice of parameterization is not obvious here. As per the DELPHI protocol, exponents are extremely expensive to calculate. On the other hand, polynomials are comparatively cheaper. Also division by a constant can be folded away compared to division by a number that is input dependent as in the case of softmax. Therefore, we propose a modified ‘Squared Attention’ block;

$$\text{SQUAREDATTN}(\mathbf{X}) = \frac{(\mathbf{X}\mathbf{W}_q\mathbf{W}_k\mathbf{X})^2}{N}\mathbf{W}_v\mathbf{X}, \quad (4)$$

wherein we apply pointwise squaring instead of a row-wise softmax and divide by the number of tokens. Squared attention is MPC friendly for the properties described above, all the while preserving performance compared to original softmax. Similar to our approach with GELUs, we further add a learnable auxiliary variable,  $s_i$  for every row-wise softmax operation in the attention layer.

$$o = s_i\text{Softmax}(\mathbf{X}_i) + (1 - s_i)\text{SQUAREDATTN}(\mathbf{X}_i), \quad (5)$$

where  $\mathbf{X}_i$  is the  $i^{\text{th}}$  row of the attention matrix. As before,  $s_i$ s are initially real-valued, trainable and initialized to 1. The variables are binarized during inference allowing use of either Softmax or squared attention based on the values of  $s_i$ . Further ablations of different candidate attention functions are presented in the results sections.

### 3.3 Training PriVit

To train PriVit models, we need to train three sets of variables: the weights of the transformer,  $\mathbf{W}$ , the switch variables for the GELU parameterization,  $\mathcal{C}$ , and the switch variables for the attention parametrization,  $\mathcal{S}$ . Our goal is to train a model that minimizes the number of nonlinearities to satisfy a given nonlinearity budget, that is,  $\|\mathcal{C}\|_0 < C$ , and  $\|\mathcal{S}\|_0 < S$ , while increasing the overall performance. This is reminiscent of standard LASSO-style (Tibshirani, 1996) optimization. We therefore propose the following loss function to train the model,

$$\min_{\mathbf{W}, \mathcal{C}, \mathcal{S}} L(f_{\mathbf{W}}(\mathbf{X}, y)) + \lambda_g \sum_{i=0}^{|\mathcal{G}|} |c_i| + \lambda_s \sum_{j=0}^{|\mathcal{S}|} |s_j|, \quad (6)$$

where  $L$  is the standard cross-entropy loss. We then optimize for each of the variables until the required softmax attention and GELU budgets. We show pseudocode for our training algorithm in Algorithm 1 in the Appendix.

After every epoch, we count the number of GELUs and softmax attention operations by thresholding the  $s_i$  and  $c_i$  values. Once the model satisfies the required budgets, we freeze the chosen GELUs and softmax attention operations by binarizing all  $s_i$  and  $c_i$  values and fine-tune the model weights for the classification task. Optionally, we can also make use of knowledge distillation during both training and fine-tuning. Figure 13 provides a complete illustration.

## 4 Results

### 4.1 Experimental Setup

**Architecture and data set.** We apply PriViT algorithm to a pretrained checkpoint of ViT Tiny (Steiner et al., 2021) that is trained on ImageNet-21k (14 million images, 21,843 classes) at resolution 224x224, and fine-tuned on ImageNet 2012 (1 million images, 1,000 classes) at resolution 224x224. The pretrained ViT Tiny checkpoints are made available by (WinKawaks, 2022). In this research work we focus on finetuning an existing model checkpoint like ViT Tiny on a target standard image classification dataset (CIFAR10/100 (Krizhevsky et al., 2009) and Tiny-ImageNet). CIFAR10/100 has images of size  $32 \times 32$  while Tiny-ImageNet has  $64 \times 64$ . These images were resized to  $224 \times 224$  before being given as an input. CIFAR10 has 10 classes with 5000 training images and 1000 test images per class. CIFAR100 has 100 classes with 500 training images and 100 test images per class. Tiny-ImageNet has 200 classes with 500 training images and 50 test images per class. We also perform hyperparameter tuning and present more details in Appendix A



**ViT teacher pretraining.** As the base model, we finetune a pretrained ViT-Tiny on CIFAR10/100 for 10 epochs. We use AdamW (Loshchilov & Hutter, 2017) as the optimizer with an initial learning rate and weight decay as 0.0001 and 0.0001 respectively, and decay the learning rate after every 30 epochs by multiplying it by 0.1. Batch size used is 64. We use the same hyperparameters for the TinyImagenet model as well. We use these weights to initialize PriViT and start KD.

**Joint optimization of student ViT and parametric non linearities.** We use Adam (Kingma & Ba, 2014) optimizer with learning rate equal to 0.0001. We use knowledge distillation and use soft labels generated by the teacher model with a temperature of 4. The total loss is then,  $L = L_{\text{PriViT}} + L_{\text{KL}}$ , where  $L_{\text{PriViT}}$  is Equation 6 and  $L_{\text{KL}}$  is the KL divergence loss between the logits of teacher and student model. The Lasso coefficient (Tibshirani, 1996) for parametric attention and GELU mask are set to  $\lambda_g = 0.00003$  and  $\lambda_s = 0.00003$  respectively at the beginning of the search. We set warmup epochs to 5 during which we don’t change any hyperparameters of the model. Post warmup, we increment  $\lambda_g$  by a multiplicative factor of 1.1 at the end of each epoch if the number of active GELUs of current epoch do not decrease by atleast 2 as compared to previous epoch. Note that a GELU/softmax is considered active if it’s corresponding auxiliary variable is greater than threshold hyperparameter  $\epsilon = 0.001$ . We follow the same approach for  $\lambda_s$ , with a multiplicative factor of 1.1 and an active threshold of 200.

**Binarizing parametric nonlinearities, finetuning.** When the GELUs and softmax budgets are satisfied, we binarize and freeze the the GELU and softmax auxiliary variables. We subsequently finetune the model for 50 epochs using AdamW with a learning rate 0.0001, weight decay 0.0001 and a cosine annealing learning rate scheduler (Loshchilov & Hutter, 2016). Our finetuning approach continues to use knowledge distillation as before.

**Non-linearity cost comparison.** We conduct experiments to assess the computational cost of non-linear functions such as layernorm, softmax, and GeLU in comparison to ReLU within GC. The detailed results are reported in Appendix D, and it demonstrates that with a vector length of 197, all layernorm and softmax functions incur higher computational costs (i.e., number of ANDs) than ReLU. Specifically, they exhibit costs  $6504\times$ ,  $18586\times$  higher than that of ReLU respectively and for pointwise GELU, we saw a cost  $270\times$  higher than that of ReLU. The cost of denominator of layernorm and softmax can be amortized to the whole vector and thus incur less cost than GELU. We estimate the latency of each model generated by PriViT using these conversion factors. To show an example, we estimate the non-linearity cost of a hypothetical model with 1000 softmax operation, 1000 layernorm operations and 1000 GELUs, by taking the weighted sum of each operations with their corresponding latency factor.

## 4.2 Comparison with prior art

We follow SNL and use Delphi as our primary secure two party MPC framework to report latency. We also benchmark PriViT against MPCViT, using the checkpoints publicly shared by the authors. We use the latency estimates reported in Section 4.1 and report the total latency by adding the contribution from all types of non-linearities like softmax attention, layernorm, GELU, SquaredAttention, ReluSoftmax, ScaleAttention to a common proxy. Specifically we convert latency contribution by these operations to *ReLU* equivalents. We refer to the latency of a single RELU operation as ‘RELUOps’ for a given system. We can therefore measure other non-linearities in terms of RELUOps. This proxy has the advantage that it abstracts away system level variables like hardware, memory and bandwidth which often cause variance in benchmarking performance. Table 3 highlights the differences in base model architecture of PriViT and MPCViT.

Model	Layers	Width	MLP	Heads	Image size	Patch size	params (M)
PriViT	12	192	768	3	224×224	16×16	5.8
MPCViT (Tiny Imagenet)	9	192	384	12	64×64	4×4	-
MPCViT (Cifar 10/100)	7	256	512	4	32×32	4×4	3.72

Table 3: Base model architecture of PriViT and MPCViT

**Pareto analysis of PriViT over Tiny Imagenet, and Cifar10/100** In our evaluation on various datasets, the performance of PriViT was benchmarked against both MPCViT and MPCViT+. We measure two metrics of importance – the latency (measured in terms of RELUOps), and accuracy. An ideal private inference algorithm will achieve high accuracy with low latency.

1. **Tiny ImageNet:** Using a Pareto analysis on the Tiny ImageNet dataset, PriViT showcases notable improvement. On Tiny imagenet, for an isoaccuracy of approximately 63% , PriViT G and PriViT R achieved  $3\times$  and  $4.7\times$  speedup compared to MPCViT respectively as reported in table 4.
2. **CIFAR-10:** We observe from our results in Fig 2 that in certain latency regimes PriViT performs just as well as MPCViT and slightly worse than MPCViT+ in the trade-off between performance and computational efficiency.

Table 4: Comparison of PriViT-R, PriViT-G, and MPCViT over Tiny Imagenet

PriViT - R		PriViT - G		MPCViT	
Accuracy	Latency (M)	Accuracy	Latency (M)	Accuracy	Latency (M)
<b>64.73</b>	69.11	69.8	151.75	62.55	381.42
61.05	67.08	66.98	128.23	<b>63.7</b>	331.35
56.83	69.28	<b>64.46</b>	110.60	63.36	307.45
57.65	82.77	60.53	93.72	62.62	282.42

3. **CIFAR-100**: Turning our attention to the CIFAR-100 dataset, the performance nuances became more evident. PriViT G performs just as well as MPCViT but is slightly worse compared to MPCViT+. However, when benchmarked against PriViT R, PriViT’s performance was much better than MPCViT and MPCViT+, indicating the competitive nature of the two algorithms on this dataset.

These findings underscore PriViT’s potential as a viable alternative to the existing MPCViT variants, especially in scenarios where efficiency and performance are paramount.

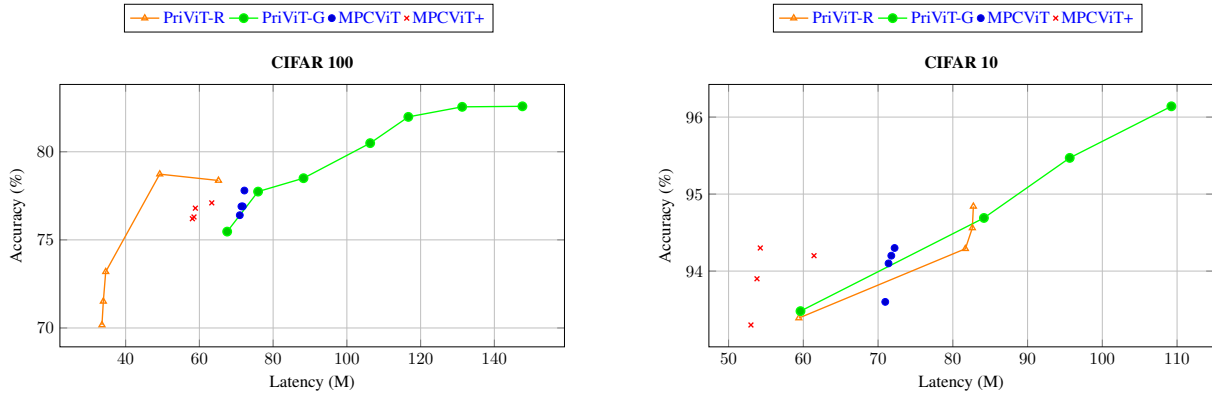


Figure 2: Comparison of PriViT over CIFAR 10/100 benchmarked against MPCViT, and MPCViT+. The latency is calculated as per 4.1

### 4.3 Ablation studies

**Contribution by Knowledge Distillation.** In PriViT, we incorporate knowledge distillation (KD) alongside supervised learning. To assess the contribution of KD to the overall performance, we trained PriViT on the TinyImagenet dataset with varying non-linearity budgets. We then compared its performance to a version of PriViT (as outlined in fig 13) that does not employ a teacher model for knowledge distillation. Our results in figure 3 indicate that, under identical latency conditions, incorporating KD enhances performance by approximately 5%.

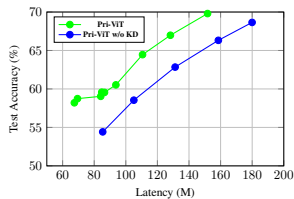


Figure 3: PriViT performance without KD.

PriViT		PriViT w/o pretrain	
Latency (M)	Accuracy (%)	Latency (M)	Accuracy (%)
271.59	75.5	234.18	53.57
<b>151.74</b>	69.8	194.78	54.66
128.23	66.98	167.20	55.59
93.71	60.53	<b>153.31</b>	55.92

Table 5: Latency comparison between PriViT and PriViT w/o Pretrain

**Contribution of pretraining.** In PriViT, we utilize a pretrained checkpoint, which is subsequently fine-tuned. Post fine-tuning, we introduce a parametric GeLU and attention mechanisms to decrease non-linearities in the model. To gauge the impact of using a pretrained model on the overall performance, we contrast the performance of PriViT (as outlined in Fig.13 of Appendix) with a variant of PriViT that is not built upon a pretrained model. Instead, this variant employs weights initialized from scratch and is trained with the same parametric non-linearity mask as used in PriViT

to minimize non-linearities. The comparative outcomes of these approaches are presented in Table 5. Our findings reveal that, for comparable latencies, PriViT with the pretrained checkpoint outperforms its counterpart without it, registering a 14% enhancement in accuracy.

**Choice of softmax approximation.** To highlight the contribution of different attention candidate, we run PriViT over different softmax budget over CIFAR100, and report the accuracy of the resulting model versus the number of original softmax attention retained. Lower number of softmax operations implies higher the number of softmax attention replaced with our candidate attention operation. As per Figure 4 we see almost no performance drop for SQUAREDATTN, roughly 5% drop in performance for SCALEATTN and 10% drop in performance for UNIFORMATTN in low budgets.

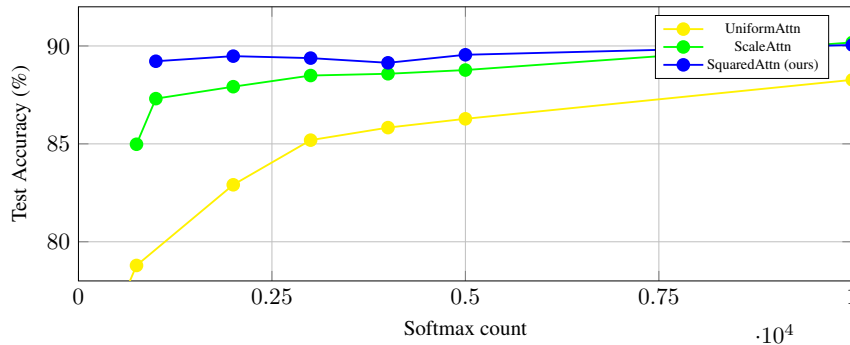


Figure 4: We evaluated the PriViT algorithm using three attention operations: Uniform, Linear, and Squared Attention. The x-axis represents the target softmax count, while the y-axis shows the test accuracy on CIFAR100. Squared Attention outperformed the others across all softmax budgets, motivating its selection to replace the standard softmax attention in PriViT.

**Fine-grained versus layer-wise Taylorization** PriViT employs a unique approach where it selectively Taylorizes softmax and GELU operations. To probe the effectiveness of this method, we contrasted it with an alternative PriViT approach that Taylorizes a ViT model progressively, layer by layer. As illustrated in Table 8, our observations underscored the superiority of selective Taylorization. See the Appendix for further details.

**Visualization of non-linearity distribution.** To understand which nonlinearities are preserved, we investigate the distribution of PriViT models under different softmax and GELU budgets. From our observations in Figure 5 we can conclude that GELUs in earlier encoder layers are preferred over the ones in the later layers. From figure 6 we observe a similar trend in softmax distributions. We find this interesting, since the trends reported in earlier work on convolutional networks are in the reverse direction: earlier layers tend to have a larger number of linearized units. Understanding this discrepancy is an interesting question for future work.

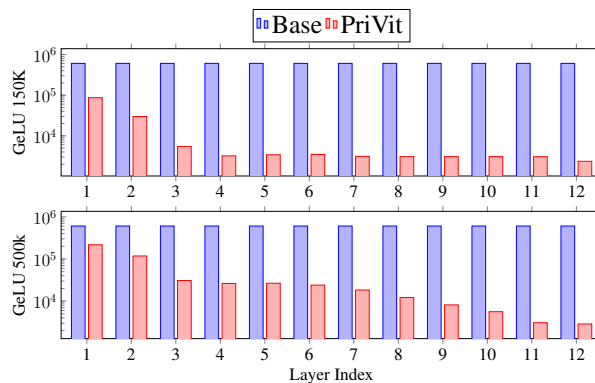


Figure 5: Comparison of GELU distribution between ViT-base (Base) and PriViT without softmax linearization. The x-axis represents the model’s layer index, while the y-axis shows log-scaled GELU operations per layer. With an input tensor size of  $197 \times 3072$  for the GELU layer, each layer contains  $197 \times 3072 = 605184$  GELU operations. **Top:** 150K target GELU. **Bottom:** 500K target GELU.



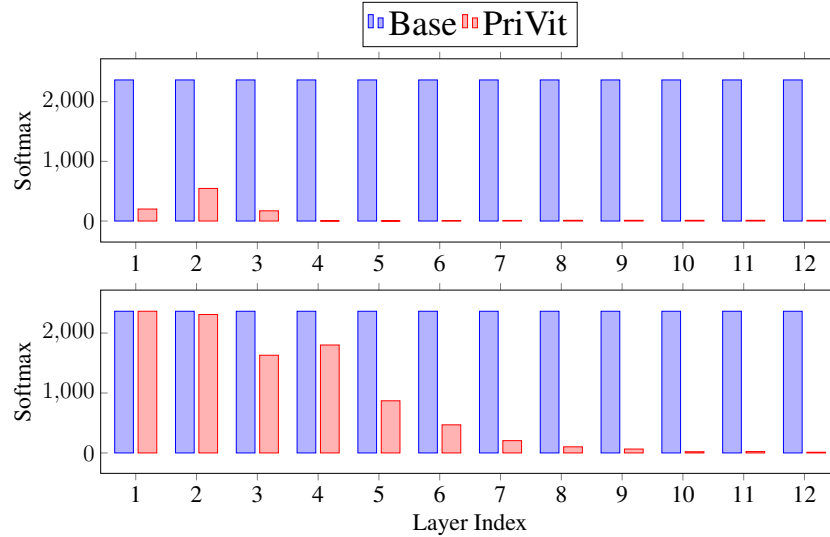


Figure 6: Comparison of softmax distribution in ViT-base model (Base) versus PriViT without GeLU linearization. The  $x$ -axis denotes the layer index, while the  $y$ -axis shows the softmax operations per layer. With a  $197 \times 197$  attention matrix across 12 heads, the ViT-base model totals 2364 softmax operations per layer. Notably, PriViT tends to substitute earlier layer softmaxes with linear operations. **Top:** 1K target softmax; **Bottom:** 10K target softmax.

## 5 Conclusions

We introduce PriViT, a new algorithm for designing MPC-friendly vision transformers, and showed its competitive performance on several image classification benchmarks. A natural direction of future work is to extend similar techniques for designing other families of transformer architectures, such as Swin Transformers and Data Efficient image transformers (DEiT), as well as encoder-decoder transformer architectures.

## References

- Jimmy Lei Ba, Jamie Ryan Kiros, and Geoffrey E Hinton. Layer normalization. *arXiv preprint arXiv:1607.06450*, 2016. 4
- Minsu Cho, Zahra Ghodsi, Brandon Reagen, Siddharth Garg, and Chinmay Hegde. Sphynx: Relu-efficient network design for private inference. *arXiv preprint arXiv:2106.11755*, 2021. 1, 2, 3
- Minsu Cho, Ameya Joshi, Brandon Reagen, Siddharth Garg, and Chinmay Hegde. Selective network linearization for efficient private inference. In *International Conference on Machine Learning*, pp. 3947–3961. PMLR, 2022a. 1, 2, 4
- Minsu Cho, Ameya Joshi, Brandon Reagen, Siddharth Garg, and Chinmay Hegde. Selective network linearization for efficient private inference. In Kamalika Chaudhuri, Stefanie Jegelka, Le Song, Csaba Szepesvari, Gang Niu, and Sivan Sabato (eds.), *Proceedings of the 39th International Conference on Machine Learning*, volume 162 of *Proceedings of Machine Learning Research*, pp. 3947–3961. PMLR, 17–23 Jul 2022b. URL <https://proceedings.mlr.press/v162/cho22a.html>. 4
- Ronald Cramer, Ivan Damgård, Daniel Escudero, Peter Scholl, and Chaoping Xing. Spd: efficient mpc mod for dishonest majority. In *Annual International Cryptology Conference*, pp. 769–798. Springer, 2018. 3
- Ekin D Cubuk, Barret Zoph, Jonathon Shlens, and Quoc V Le. Randaugment: Practical automated data augmentation with a reduced search space. In *Proceedings of the IEEE/CVF conference on computer vision and pattern recognition workshops*, pp. 702–703, 2020. 13
- Alexey Dosovitskiy, Lucas Beyer, Alexander Kolesnikov, Dirk Weissenborn, Xiaohua Zhai, Thomas Unterthiner, Mostafa Dehghani, Matthias Minderer, Georg Heigold, Sylvain Gelly, et al. An image is worth 16x16 words: Transformers for image recognition at scale. In *International Conference on Learning Representations*, 2020. 1
- Craig Gentry and Shai Halevi. Implementing gentry’s fully-homomorphic encryption scheme. In *Annual international conference on the theory and applications of cryptographic techniques*, pp. 129–148. Springer, 2011. 3
- Zahra Ghodsi, Akshaj Kumar Veldanda, Brandon Reagen, and Siddharth Garg. Cryptonas: Private inference on a relu budget. In *Adv. Neural Inf. Proc. Sys. (NeurIPS)*, 2020. 1, 2, 3, 4

- Zahra Ghodsi, Nandan Kumar Jha, Brandon Reagen, and Siddharth Garg. Circa: Stochastic relus for private deep learning. In *Adv. Neural Inf. Proc. Sys. (NeurIPS)*, 2021. 1, 3, 17
- A Hassani, S Walton, N Shah, A Abuduweili, J Li, and H Shi. Escaping the big data paradigm with compact transformers. *arXiv preprint arXiv:2104.05704*, 2021. 13
- Dan Hendrycks and Kevin Gimpel. Gaussian error linear units (gelus). *arXiv preprint arXiv:1606.08415*, 2016. 4
- Geoffrey Hinton, Oriol Vinyals, and Jeff Dean. Distilling the knowledge in a neural network. *arXiv preprint arXiv:1503.02531*, 2015. 2
- Nandan Kumar Jha, Zahra Ghodsi, Siddharth Garg, and Brandon Reagen. DeepReDuce: Relu reduction for fast private inference. In *Proc. Int. Conf. Machine Learning*, 2021. 2, 3
- Diederik P Kingma and Jimmy Ba. Adam: A method for stochastic optimization. *arXiv preprint arXiv:1412.6980*, 2014. 6
- Vladimir Kolesnikov and Thomas Schneider. Improved garbled circuit: Free xor gates and applications. In *Automata, Languages and Programming: 35th International Colloquium, ICALP 2008, Reykjavik, Iceland, July 7-11, 2008, Proceedings, Part II 35*, pp. 486–498. Springer, 2008. 3
- Alex Krizhevsky, Geoffrey Hinton, et al. Learning multiple layers of features from tiny images. Technical report, U. Toronto, 2009. 2, 5
- Souvik Kundu, Shunlin Lu, Yuke Zhang, Jacqueline Tiffany Liu, and Peter Anthony Beerel. Learning to linearize deep neural networks for secure and efficient private inference. In *Proc. Int. Conf. Learning Representations*, 2023. 1, 2
- Dacheng Li, Hongyi Wang, Rulin Shao, Han Guo, Eric Xing, and Hao Zhang. MPCFormer: Fast, Performant Private Transformer Inference With MPC. In *The Eleventh International Conference on Learning Representations*, 2022. 2
- Ilya Loshchilov and Frank Hutter. Sgdr: Stochastic gradient descent with warm restarts. *arXiv preprint arXiv:1608.03983*, 2016. 6
- Ilya Loshchilov and Frank Hutter. Decoupled weight decay regularization. *arXiv preprint arXiv:1711.05101*, 2017. 6
- Qian Lou, Yilin Shen, Hongxia Jin, and Lei Jiang. Safenet: Asecure, accurate and fast neu-ral network inference. In *Proc. Int. Conf. Learning Representations*, 2021. 3
- Jiachen Lu, Jinghan Yao, Junge Zhang, Xiatian Zhu, Hang Xu, Weiguo Gao, Chunjing Xu, Tao Xiang, and Li Zhang. Soft: Softmax-free transformer with linear complexity. In *Adv. Neural Inf. Proc. Sys. (NeurIPS)*, 2021. 3, 4
- Junming Ma, Yancheng Zheng, Jun Feng, Derun Zhao, Haoqi Wu, Wenjing Fang, Jin Tan, Chaofan Yu, Benyu Zhang, and Lei Wang. SecretFlow-SPU: A performant and User-Friendly framework for Privacy-Preserving machine learning. In *2023 USENIX Annual Technical Conference (USENIX ATC 23)*, pp. 17–33, Boston, MA, July 2023. USENIX Association. ISBN 978-1-939133-35-9. URL <https://www.usenix.org/conference/atc23/presentation/ma>. 3
- Silvio Micali, Oded Goldreich, and Avi Wigderson. How to play any mental game. In *Proceedings of the Nineteenth ACM Symp. on Theory of Computing, STOC*, pp. 218–229. ACM New York, NY, USA, 1987. 3
- Pratyush Mishra, Ryan Lehmkuhl, Akshayaram Srinivasan, Wenting Zheng, and Raluca Ada Popa. Delphi: A cryptographic inference service for neural networks. In *29th USENIX Security Symposium (USENIX Security 20)*, pp. 2505–2522. USENIX Association, Aug. 2020a. ISBN 978-1-939133-17-5. URL <https://www.usenix.org/conference/usenixsecurity20/presentation/mishra>. 1, 2, 3
- Pratyush Mishra, Ryan Lehmkuhl, Akshayaram Srinivasan, Wenting Zheng, and Raluca Ada Popa. Delphi: A cryptographic inference service for neural networks. In *29th USENIX Security Symposium (USENIX Security 20)*, 2020b. 4
- Jianqiao Mo, Karthik Garimella, Negar Neda, Austin Ebel, and Brandon Reagen. Towards fast and scalable private inference. In *Proceedings of the 20th ACM International Conference on Computing Frontiers*, pp. 322–328, 2023a. 4
- Jianqiao Mo, Jayanth Gopinath, and Brandon Reagen. Haac: A hardware-software co-design to accelerate garbled circuits. In *Proceedings of the 50th Annual International Symposium on Computer Architecture*, pp. 1–13, 2023b. 3
- Hongwu Peng, Shanglin Zhou, Yukui Luo, Nuo Xu, Shijin Duan, Ran Ran, Jiahui Zhao, Shaoyi Huang, Xi Xie, Chenghong Wang, Tong Geng, Wujie Wen, Xiaolin Xu, and Caiwen Ding. Rrnet: Towards relu-reduced neural network for two-party computation based private inference. *arXiv preprint: ArXiv:2302.02292v2*, 2023. 1, 3
- Zhen Qin, Weixuan Sun, Huicai Deng, Dongxu Li, Yunshen Wei, Baohong Lv, Junjie Yan, Lingpeng Kong, and Yiran Zhong. cosformer: Rethinking softmax in attention. In *Proc. Int. Conf. Learning Representations*, 2022. 3, 4
- Adi Shamir. How to share a secret. *Communications of the ACM*, 22(11):612–613, 1979. 3

- Jeonggeun Song. Ufo-vit: High performance linear vision transformer without softmax. *ArXiv*, abs/2109.14382, 2021. URL <https://api.semanticscholar.org/CorpusID:238215432>. 4
- Andreas Steiner, Alexander Kolesnikov, Xiaohua Zhai, Ross Wightman, Jakob Uszkoreit, and Lucas Beyer. How to train your vit? data, augmentation, and regularization in vision transformers. *arXiv preprint arXiv:2106.10270*, 2021. 5
- Robert Tibshirani. Regression shrinkage and selection via the lasso. *Journal of the Royal Statistical Society. Series B (Methodological)*, pp. 267–288, 1996. 4, 5, 6
- Sinong Wang, Belinda Z. Li, Madian Khabsa, Han Fang, and Hao Ma. Linformer: Self-attention with linear complexity. *ArXiv*, abs/2006.04768, 2020. URL <https://api.semanticscholar.org/CorpusID:219530577>. 4
- Xiao Wang, Alex J. Malozemoff, and Jonathan Katz. EMP-toolkit: Efficient MultiParty computation toolkit. <https://github.com/emp-toolkit>, 2016. 3
- Yongqin Wang, G Edward Suh, Wenjie Xiong, Benjamin Lefaudeaux, Brian Knott, Murali Annavaram, and Hsien-Hsin S Lee. Characterization of mpc-based private inference for transformer-based models. In *2022 IEEE International Symposium on Performance Analysis of Systems and Software (ISPASS)*, pp. 187–197. IEEE, 2022. 3
- WinKawaks. Vit-tiny-patch16-224 model, 2022. <https://huggingface.co/WinKawaks/vit-tiny-patch16-224>. 5
- Andrew Chi-Chih Yao. Protocols for secure computations. In *23rd Annual Symposium on Foundations of Computer Science (sfcs 1982)*, pp. 160–164. IEEE, 1982. 3
- Andrew Chi-Chih Yao. How to generate and exchange secrets. In *27th Annual Symposium on Foundations of Computer Science (sfcs 1986)*, pp. 162–167. IEEE, 1986. 3
- Sangdoon Yun, Dongyoon Han, Seong Joon Oh, Sanghyuk Chun, Junsuk Choe, and Youngjoon Yoo. Cutmix: Regularization strategy to train strong classifiers with localizable features. In *Proceedings of the IEEE/CVF international conference on computer vision*, pp. 6023–6032, 2019. 13
- Samee Zahur, Mike Rosulek, and David Evans. Two halves make a whole: Reducing data transfer in garbled circuits using half gates. In *Advances in Cryptology-EUROCRYPT 2015: 34th Annual International Conference on the Theory and Applications of Cryptographic Techniques, Sofia, Bulgaria, April 26-30, 2015, Proceedings, Part II 34*, pp. 220–250. Springer, 2015. 3
- Wenxuan Zeng, Meng Li, Wenjie Xiong, Wenjie Lu, Jin Tan, Runsheng Wang, and Ru Huang. Mpcvit: Searching for mpc-friendly vision transformer with heterogeneous attention. *arXiv preprint arXiv:2211.13955*, 2022. 2, 11, 18
- Hongyi Zhang, Moustapha Cisse, Yann N Dauphin, and David Lopez-Paz. mixup: Beyond empirical risk minimization. *arXiv preprint arXiv:1710.09412*, 2017. 13
- Zhun Zhong, Liang Zheng, Guoliang Kang, Shaozi Li, and Yi Yang. Random erasing data augmentation. In *Proceedings of the AAAI conference on artificial intelligence*, 2020. 13

## A Supplementary results

**Additional PI results** Following [Zeng et al. \(2022\)](#) we benchmark our method over SEMI2k using secretflow framework, the client and server are 64GB RAM, Intel(R) Xeon(R) Platinum 8268 CPU @ 2.90GHz. We run PI over LAN settings between two nodes of HPC cluster, hence there is a variation of the total inference latency from what is reported in [Zeng et al. \(2022\)](#), but to keep a consistent comparison, we benchmark both PriViT and MPCViT under our system settings. We report additional bench marking results on CIFAR 10 data in the table 6.

**Analysis of performance degradation.** In this analysis, we aim to compare the performance of trained PriViT models with their finetuned versions. Our analysis is based on the class-level accuracy metric from the Tiny ImageNet dataset, which consists of 200 classes. We focus on three specific parameters to understand the performance degradation:

*Maximum Difference in Accuracy:* We assess the greatest disparity in accuracy across all 200 classes between the PriViT and finetuned models.

*Overall Accuracy Difference:* We compute the average accuracy difference between the finetuned and the PriViT models across all 200 classes.

*Variance in Accuracy Difference:* We analyze the consistency of the differences in accuracy across the 200 classes by calculating the variance.

PriViT G		MPCViT		PriViT R		MPCViT+	
Acc	Latency (s)	Acc	Latency (s)	Acc	Latency (s)	Acc	Latency (s)
96.31	21.13	94.3	10.39	94.45	18.74	93.3	5.57
95.31	19.27	94.2	9.85	92.45	17.83	93.9	6.38
95.58	15.99	94.1	9.39	92.36	13.26	94.2	7.39
95.14	14.43	93.6	8.96	92.39	13.01	94.3	6.83
94.52	14.37			91.08	10.24		
94.44	11.6						

Table 6: Benchmarking PriViT and MPCViT over CIFAR 10 dataset on SEMI2k protocol.

Table 7 highlights that average accuracy degradation is anywhere between 1-13% for different non-linearity budgets but certain classes seem to be more adversely affected even in low budgets as the max class level difference in accuracy is consistent around 30%.

Table 7: Performance degradation of PriViT models compared to finetuned model on tinyimagenet.

Accuracy	Latency (M)	Max Difference	Mean Difference	Variance ( $10 \times 10^{-3}$ )
69.8	151.75	30.00%	1.85%	6.8
66.98	128.23	34.00%	4.68%	6.9
64.46	110.60	34.00%	7.21%	8
60.53	93.72	40.00%	11.13%	9
59.55	86.51	34.00%	12.12%	9.4
59.58	84.78	36.00%	12.08%	9.8
59.04	84.13	36.00%	12.63%	9.9
58.74	69.42	40.00%	12.92%	9.4
58.2	67.43	36.00%	13.48%	8.7

**Fine-grained versus layer-wise Taylorization** PriViT employs a unique approach where it selectively Taylorizes softmax and GELU operations in models. To probe the effectiveness of this method, we contrasted it with an alternative PriViT approach that Taylorizes a ViT model progressively, layer by layer.

Table 8: Performance comparison of PriViT versus layerwise linearization of GeLU in a ViT model with 200k GeLUs. Twelve models were generated by sequentially replacing up to 12 GeLU layers with Identity. PriViT was also evaluated with varying GeLU budgets below 200k.

Layerwise GELU linearizing		Pri-ViT	
Gelus (K)	Accuracy	Gelus (K)	Accuracy
197	96.07	200	95.59
196	96.07	150	95.34
193	95.91	100	95.58
190	95.35	50	94.98
187	94.28	10	94.24
184	93.75	1	93.96
181	93.33		
178	92.99		
174	93.04		
171	92.88		
164	92.06		
123	82.48		
0	56.64		

As illustrated in Table 8, our observations underscored the superiority of selective Taylorization. This superiority was especially pronounced under constrained non-linearity budgets.

Delving deeper, our experiment commenced with a foundational ViT model populated with 200k GeLUs, while the remaining operations were Identity-based. From this foundation, we crafted a series of models, each with an increasing number of GeLU layers swapped for Identity, creating a spectrum from 1 to 12 GeLU replacements. Post-finetuning, the performance metrics of these models were recorded. In parallel, we evaluated PriViT under a gamut of GeLU budgets, all set below the 200k threshold, thereby exploring its capability for dynamic GeLU retention.

**Hyperparameter Tuning** Following (Hassani et al., 2021) we use CutMix (Yun et al., 2019), Mixup (Zhang et al., 2017), Randaugment (Cubuk et al., 2020), and Random Erasing (Zhong et al., 2020) as data augmentation strategy. We probed multiple hyperparameter strategies for the joint optimization phase of PriViT to ensure consistent good performance over multiple configurations of non-linearity budgets of softmax and GELUs. Specifically we describe these strategies as follows:

**Late-Binarized Epoch (Strategy 1):** This strategy involved 10 post-linearization training epochs. The binarization of auxiliary parameters,  $s$  and  $c$ , occurred late in the process, specifically after the linearization was complete. The penalty increment condition for this method was checked when the reduction in the softmax and GELU coefficients per epoch was less than 200 and 2, respectively. Both masks began with identical penalties, signifying an 'equal' starting penalty.

**Late-Binarized Incremental (Strategy 2):** This strategy also encompassed 10 training epochs with late binarization. Here, the penalty increment condition was activated with an increase in the softmax and GELU coefficients per epoch. The starting penalty for both masks was 'equal'.

**Late-Binarized Divergent Penalty (Strategy 3):** Much like Strategy 2, this involved 10 epochs with late binarization and an increment condition based on softmax and GELU coefficient rises. However, the initial penalty was set to 'unequal', making the softmax penalty 20 times higher than the GELU penalty.

**Early-Binarized Incremental (Strategy 4):** This strategy shared several similarities with Strategy 2, including 10 training epochs and an increment condition based on coefficient increases. The difference, however, lay in its early binarization, occurring during the freezing of the auxiliary parameters. The starting penalty was kept 'equal' for both masks.

**Prolonged Early-Binarized Epoch (Strategy 5):** Spanning 50 post-linearization training epochs, this strategy adopted an early binarization approach. The penalty increment condition was activated when the reduction in softmax and GELU coefficients per epoch was under 200 and 2, respectively. The masks were initialized with 'equal' penalties.

Each of these strategies offered unique configurations in terms of epoch durations, binarization timings, increment conditions, and starting penalties, enabling a comprehensive assessment of the PriViT algorithm's performance under various conditions.

We test the different finetuning strategies described here by taylorizing PriViT for different softmax and GELU budgets and compare the test accuracy of the resulting model over CIFAR100. Table 9 highlights the comparative performance of all the strategies that we described. Strategy 5 seems to be performing best over different configuration of nonlinearity budget which is important as we would want to find the best model performance for a particular non-linearity budget.

Table 9: We test the different finetuning strategies described in A. We run PriViT for different softmax and GELU budgets and compare the test accuracy of the resulting model over CIFAR100. We observe that strategy 5 works the best across a wide range of target softmax and GELU budgets.

# Softmax (K)	# Gelu (K)	Strategy 1 (Acc. %)	Strategy 2 (Acc. %)	Strategy 3 (Acc. %)	Strategy 4 (Acc. %)	Strategy 5 (Acc. %)
10	5	77.68	76.74	-	77.82	<b>78.83</b>
5	5	76.27	75.99	75.72	-	<b>77.63</b>
5	1	76.73	75.21	76.24	-	<b>77.08</b>
2	10	76.04	75.23	-	74.65	<b>76.35</b>
2	1	75.92	74.84	76.45	-	<b>76.97</b>
1	5	76.12	74.99	76.32	-	<b>76.96</b>

**Grid search of softmax and GELU configuration.** In order to elucidate the nuanced trade-off between softmax and GeLU operations, we executed a systematic grid search across an extensive parameter space encompassing varied softmax and GeLU configurations. Upon analysis of models exhibiting iso-latencies, as demarcated by the red lines in figure 7, it became evident that the trade-off dynamics are non-trivial. Specifically, configurations with augmented softmax values occasionally demonstrated enhanced performance metrics, whereas in other scenarios, models optimized with increased GeLU counts exhibited superior benchmark results.

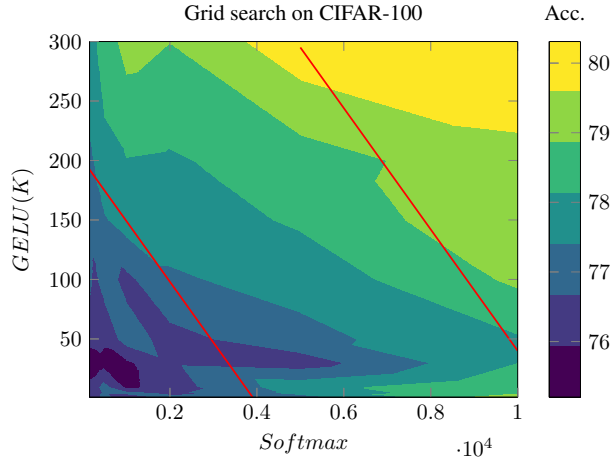


Figure 7: The PriViT algorithm produces a Pareto surface mapping the tradeoff between GeLU and softmax budgets over cifar 100.

**Taylorizing only one type of non-linearity.** The PriViT algorithm’s standout capability is its simultaneous linearization of GELU and softmax operations, enabling a myriad of model configurations. In our focused experiment, we exclusively linearized GELU operations and anchored the auxiliary softmax parameter  $S$ , binarizing it to activate only the SoftmaxAttention mechanism. Despite extensive GELU substitutions, as reported in 8 the PriViT model displayed notable resilience on CIFAR10 and CIFAR100 datasets, with only slight performance drops, underscoring its robustness in varied setups.

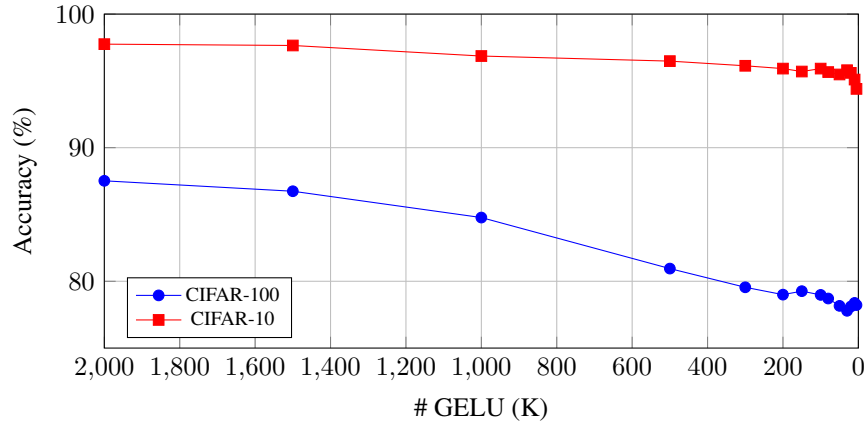


Figure 8: PriViT’s ability to linearize GeLU operations visualized through performance on CIFAR datasets. As GELU operations decrease, CIFAR-100 and CIFAR-10 accuracies are affected, showcasing the trade-off between operation count and accuracy.

**Effect of using pre-trained checkpoints.** To further investigate why using pretrained checkpoint is improving performance, we report the non-linear distributions searched by PriViT and compare it with PriViT without pretrain for the nonlinearity budget of 315k and 320k respectively. We observe from our findings in figures 9,10 that the distribution found by the two methods differs across each layer. This supports our theory as to how PriViT operates under a strategic ‘top-down’ paradigm. Starting with a fine-tuned model, it has the advantage of an architecture that has not just discerned overarching generalization patterns but has also selectively pruned irrelevant information, streamlining its focus for a specific downstream task. This reduction of redundancy, undertaken from a vantage point of a pre-existing knowledge base, gives PriViT an edge.

## B Supplementary graphics

The following figure shows a graphical representation of the switching operation.



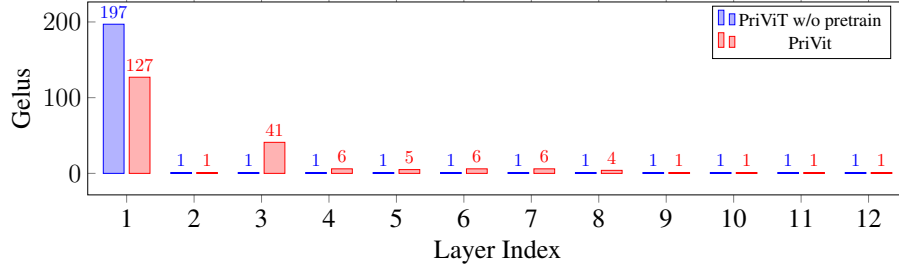


Figure 9: We compare the distribution of 208 GELU and 200 GELU operations distributed by PriViT w/o pretrain and PriViT respectively over tiny imagenet dataset.

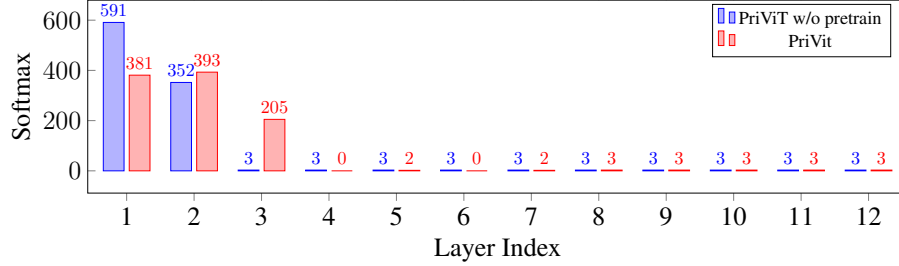


Figure 10: We compare the distribution of 973 softmax operations and 998 softmax operations distributed by PriViT w/o pretrain and PriViT respectively over tiny imagenet dataset.

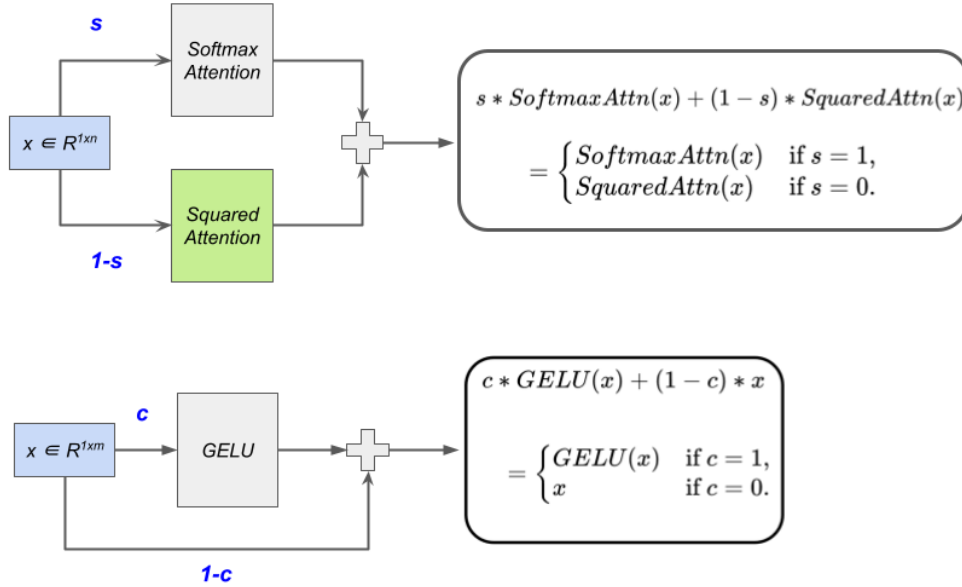


Figure 11: Parameterized GELU and Self-Attention operations. **Top:** Tokens undergo softmax and squared attention in training. Post-training, parameter  $S$  is frozen and binarized, selecting only one operation. **Bottom:** Embeddings pass through GELU and Identity during training. Afterwards, parameter  $C$  is frozen and binarized, choosing a single operation.

**Search granularity.** An important characteristic of PriViT is it's flexibility to search over different granularity of non-linearities. GELU is a pointwise functions, thus PriViT can search either at embedding level or at a token level. On the other hand, softmax is a token level operation, thus it cannot be broken into a finer search space. Note that softmax

operations can be extended to search over the head space or layer space, and similarly GELU can be searched over the layer space. Fig 12 illustrates the search granularity over token and embedding space.

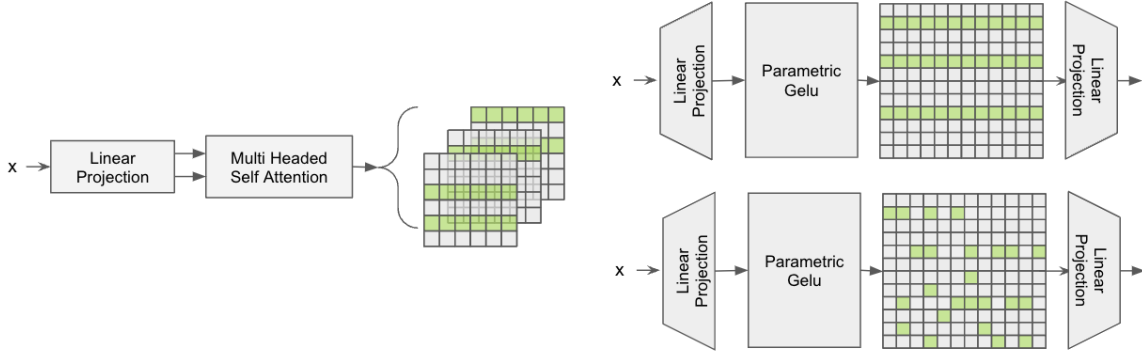


Figure 12: **Left:** The green blocks are SQUAREDATTENTION, and the grey blocks are Softmax Attention. For parametric attention, tokens emerge from a blend of softmax and square attention (refer to fig 11). Post-training, auxiliary variable  $S$  is set to 0 or 1, resulting in  $2^{N \times H}$  potential combinations per encoder block. **Right:** The green blocks are Identity function, and the grey blocks are GELU activation. Embeddings combine GELU and identity operations during training, as seen in fig 11. After training, parameter  $C$  is frozen and binarized. This yields potential combinations of either  $2^{H \times N}$  or  $2^{N \times H \times m}$  for each ViT encoder block. Note that GELU being a pointwise function, we possess the flexibility to expand our search space either to tokens or directly to individual embeddings.

### C PriViT Algorithm

We provide detailed pseudocode for PriViT here.

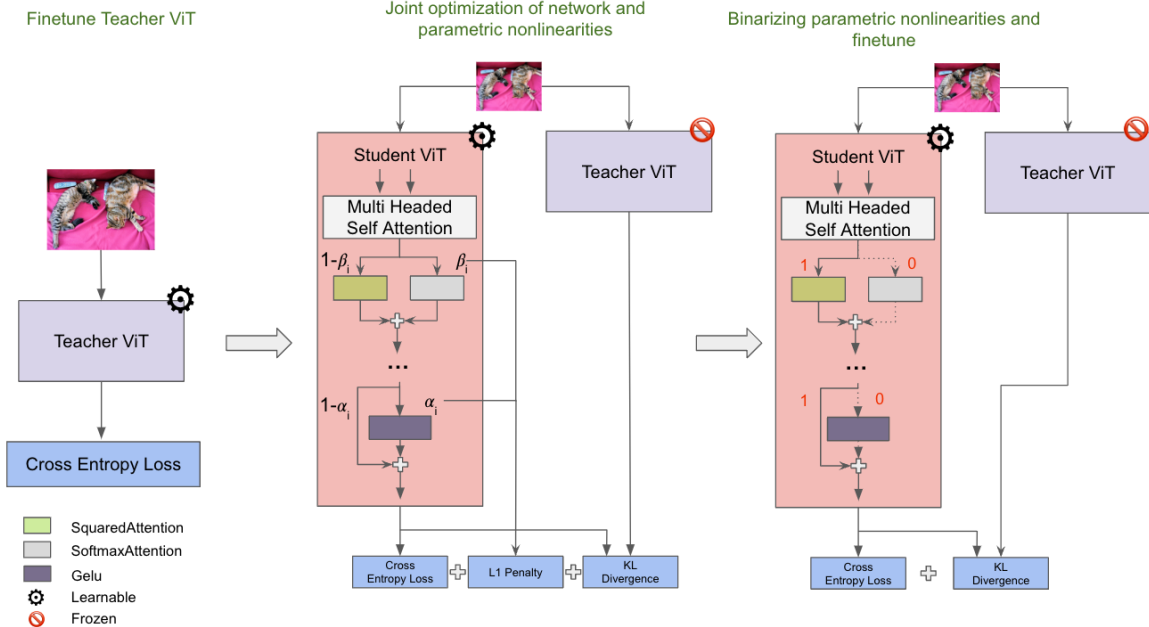


Figure 13: **Left:** Step 1 - Fine-tuning of a pretrained ViT over target dataset to produce the 'teacher ViT'. **Middle:** Step 2 - Duplicate teacher ViT, introduce parametric GELUs and attention mask to form 'student ViT'. Train using cross-entropy loss, KL divergence, and L1 penalty to gradually find a sparse mask. Binarize the mask post desired non-linearity budget. **Right:** Step 3 - With a frozen, binarized mask, further fine-tune the student model using cross-entropy loss and KL divergence with the teacher.

---

**Algorithm 1** PRIViT: Privacy Friendly ViT

```

1: Inputs:  $f_W$ : pre-trained network,  $\lambda_s$ : Lasso coefficient for Softmax mask,  $\lambda_g$ : Lasso coefficient for GeLU mask,  $\kappa$ : scheduling factor,  $G$ : GeLU budget,  $S$ : Softmax budget,  $\epsilon$ : threshold.
2: Set  $\mathbf{C} = \mathbf{1}$ : same dimensions to all GeLU mask.
3: Set  $\mathbf{S} = \mathbf{1}$ : same dimensions to all Attention Heads.
4: Set  $C_{\text{budget}} = \text{False}$ : GeLU budget flag.
5: Set  $S_{\text{budget}} = \text{False}$ : Softmax budget flag.
6:  $\overline{\mathbf{W}} \leftarrow (\mathbf{W}, \mathbf{C}, \mathbf{S})$ 
7: Lowest GeLU Count  $\leftarrow \|\mathbb{1}(\mathbf{C} > \epsilon)\|_0$ 
8: Lowest Softmax Count  $\leftarrow \|\mathbb{1}(\mathbf{S} > \epsilon)\|_0$ 
9: while GeLU Count  $> G$  or Softmax Count  $> S$  do
10:   Update  $\overline{\mathbf{W}}$  via ADAM for one epoch.
11:   GeLU Count  $\leftarrow \|\mathbb{1}(\mathbf{C} > \epsilon)\|_0$ 
12:   Softmax Count  $\leftarrow \|\mathbb{1}(\mathbf{S} > \epsilon)\|_0$ 
13:   if Lowest GeLU Count - GeLU Count  $< 2$  then
14:      $\lambda_g \leftarrow \kappa \cdot \lambda_g$ .
15:   end if
16:   if Lowest Softmax Count - Softmax Count  $< 200$  and  $S_{\text{budget}} = \text{False}$  then
17:      $\lambda_s \leftarrow \kappa \cdot \lambda_s$ .
18:   end if
19:   if Lowest GeLU Count  $>$  GeLU Count then
20:     Lowest GeLU Count  $\leftarrow$  GeLU Count
21:   end if
22:   if Lowest Softmax Count  $>$  Softmax Count then
23:     Lowest Softmax Count  $\leftarrow$  Softmax Count
24:   end if
25:   if GeLU count  $\leq G$  and  $C_{\text{budget}} = \text{False}$  then
26:      $\mathbf{C} \leftarrow \mathbb{1}(\mathbf{C} > \epsilon)$ 
27:      $C_{\text{budget}} = \text{True}$ 
28:      $\overline{\mathbf{W}} \leftarrow (\mathbf{W}, \mathbf{S})$ 
29:   end if
30:   if Softmax count  $\leq S$  and  $S_{\text{budget}} = \text{False}$  then
31:      $\mathbf{S} \leftarrow \mathbb{1}(\mathbf{S} > \epsilon)$ 
32:      $S_{\text{budget}} = \text{True}$ 
33:      $\overline{\mathbf{W}} \leftarrow (\mathbf{W}, \mathbf{C})$ 
34:   end if
35: end while

```

---

## D Latency benchmarks

PriViT		MPCViT TinyImagenet		MPCViT CIFAR10/100	
Function	# ReluOps	Function	# ReluOps	Function	# ReluOps
Softmax(197)	18586	ReLU Softmax(257)	4428	ReLU Softmax(65)	1133
Layernorm(192)	6504	Layernorm(192)	6504	Layernorm(256)	8614
GeLU(1)	270	GeLU(1)	270	GeLU(1)	270
$x^2$ (197)	3248				

Table 10: Non-linearity cost normalized to the cost of one ReluOp which is 1 ReLU operation over a scalar value. Bracket considers amortizing to a vector of inputs, e.g., a Layernorm(192) is an operation over a vector length of 192 is equivalent to  $6504 \times$  than the cost of a ReLU.

We conduct thorough benchmarking by creating GC circuits for the non-linearity functions found in ViT, and also benchmark specific functions used in MPCViT so as to enable us to compare the two methods under the same protocol DELPHI. In order to compare the different cost of non-linearity we bring them down to a common benchmark of ReluOps, where 1 ReluOp is the cost incurred for performing a GC evaluation of ReLU of one scalar value. Figure 14 shows how we count the non-linearity cost of softmax. The front and end consider Secret Sharing similar to Circa Ghodsi et al. (2021). Since the GC cost of each operation is known, we add them up as the final cost of softmax.

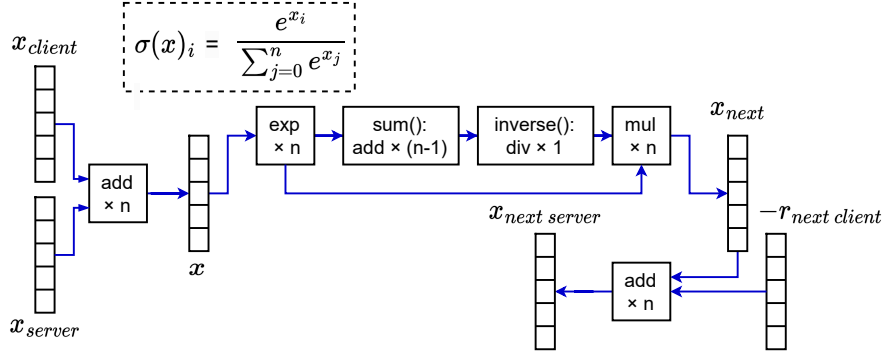


Figure 14: Detailed steps of benchmarking the non-linearity cost for softmax. Denominator is calculated once and reused for all indices of the vector.

## E Attention Variants

Here we describe formally the different attention variant we ablated. Uniform form attention is basically described by the following equation

$$\text{UNIFORMATTN}(\mathbf{X}) = \frac{(1)}{N} \mathbf{W}_v \mathbf{X}, \quad (7)$$

Where  $N$  is the number of tokens, so for each token the attention weights are equal hence the name UniformAttention. ScaleAttn is the softmax candidate used in the work [Zeng et al. \(2022\)](#) which is essentially described as

$$\text{SCALEATTN}(\mathbf{X}) = \frac{(\mathbf{X} \mathbf{W}_q \mathbf{W}_k \mathbf{X})}{N} \mathbf{W}_v \mathbf{X}, \quad (8)$$