
TNDDR: EFFICIENT AND DOUBLY ROBUST ESTIMATION OF COVID-19

VACCINE EFFECTIVENESS UNDER THE TEST-NEGATIVE DESIGN

Cong Jiang¹, Denis Talbot^{2,3}, Sara Carazo⁴, Mireille E Schnitzer^{1,5}

¹ *Faculty of Pharmacy, Université de Montréal, Québec, Canada*

² *Département de médecine sociale et préventive, Université Laval, Québec, Canada*

³ *Axe santé des populations et pratiques optimales en santé, Québec, Canada*

⁴ *Institut national de santé publique du Québec, Québec, Canada*

⁵ *British Columbia Centre for Disease Control, Vancouver, Canada*

{cong.jiang, mireille.schnitzer}@umontreal.ca

October 10, 2023

ABSTRACT

While the test-negative design (TND), which is routinely used for monitoring seasonal flu vaccine effectiveness (VE), has recently become integral to COVID-19 vaccine surveillance, it is susceptible to selection bias due to outcome-dependent sampling. Some studies have addressed the identifiability and estimation of causal parameters under the TND, but efficiency bounds for nonparametric estimators of the target parameter under the unconfoundedness assumption have not yet been investigated. We propose a one-step doubly robust and locally efficient estimator called TNDDR (TND doubly robust), which utilizes sample splitting and can incorporate machine learning techniques to estimate the nuisance functions. We derive the efficient influence function (EIF) for the marginal expectation of the outcome under a vaccination intervention, explore the von Mises expansion, and establish the conditions for \sqrt{n} -consistency, asymptotic normality and double robustness of TNDDR. The proposed TNDDR is supported by both theoretical and empirical justifications, and we apply it to estimate COVID-19 VE in an administrative dataset of community-dwelling older people (aged ≥ 60 y) in the province of Québec, Canada.

1 Introduction

The test-negative design (TND) is an observational study design that recruits care-seeking individuals who meet a standard clinical case definition, aiming to estimate the effectiveness of vaccination in guarding against disease outcomes resulting from an infectious disease of interest (Jackson and Nelson, 2013; Lipsitch et al., 2016). It was initially proposed to assess the effectiveness of seasonal influenza vaccines (Skowronski et al., 2007), increasingly formalized by Jackson and Nelson (2013); Foppa et al. (2013); Dean (2019); Sullivan et al. (2016) and others, and was employed globally to evaluate vaccine effectiveness (VE) against COVID-19 caused by emerging SARS-CoV-2 variants (Dean et al., 2021) in addition to VE against seasonal influenza, rotavirus, and dengue fever (Boom et al., 2010; Anders et al., 2018). Distinct from the case-control study, the TND typically involves the recruitment of participants with a common symptom presentation who are being tested for the infectious disease in question. The “cases” are defined as participants who test positive for the target infection and “controls” are those who test negative, with the latter presumably afflicted by some other, non-target, infectious disease. The TND offers advantages in terms of speed and cost-effectiveness and has the potential to account for unobserved confounding by healthcare-seeking behaviour between vaccinated and unvaccinated subjects (Jackson et al., 2006; Jackson and Nelson, 2013). Nonetheless, this design is still prone to several potential biases, including confounding and collider bias (Sullivan et al., 2016; Li et al., 2023).

The identification and estimation of statistical and causal estimands related to VE under the TND have been investigated in past work. Up until recently, logistic regression was the only statistical method proposed to adjust for confounders to estimate VE under this design (Chung et al., 2021; Bernal et al., 2021). Under strong modeling assumptions and conditional independence between vaccination and the condition of having some other infection leading to inclusion criteria, the logistic regression produces estimates of a *conditional risk ratio* of the association between vaccination and the probability of medically-attended symptomatic infection (Jackson and Nelson, 2013; Schnitzer, 2022). Then, the “vaccine effectiveness” estimand is typically expressed as 1 minus the conditional risk ratio estimand. However, this approach is susceptible to bias when there is effect modification of the VE according to a confounder, which cannot be remedied by the specification of the logistic regression (Schnitzer, 2022). While a proposed inverse probability of treatment weighting (IPW) estimator for the *marginal risk ratio* is valid under effect modification, an important limitation of this estimator is that it requires the correct specification of a parametric model for the probability of vaccination (Schnitzer, 2022). Both of the above techniques depend on conditional exchangeability in order to equate the marginal risk ratio and the *causal risk ratio*. Another strategy, employed to address unmeasured confounding and

collider pathways, involved making alternative assumptions regarding the presence of negative control exposure and outcome variables. Through these assumptions, Li et al. (2023) aimed to identify and estimate the causal risk ratio.

Despite the considerable progress in VE estimation under the TND, no previous work derived efficiency bounds for semiparametric estimators of the marginal risk ratio (or VE). The field of semiparametric theory provides a valuable framework for benchmarking efficiency and devising efficient estimators under limited statistical assumptions (Laan and Robins, 2003; Tsiatis, 2006; Kennedy, 2017, 2022; Coston and Kennedy, 2022). In particular, empirical process theory offers potent tools to better comprehend the asymptotic behavior of semiparametric estimators, and to seamlessly integrate machine learning and other modern methods into causal inference research (Kennedy, 2016). Utilizing data-adaptive modeling (e.g., statistical or machine learning) in this context offers the advantage of improving the flexibility and accuracy of the nuisance estimator, and thus contributes to a more efficient estimation of the target parameters, effectively addressing certain parametric modeling limitations.

The remainder of this paper is organized as follows: In Section 2, we introduce the basic structure of the TND and define the marginal risk ratio as the parameter of interest. Then, in particular, we introduce a new identifiability formula for the target parameter and an associated singly-robust outcome regression-based estimator, laying the groundwork for our proposed doubly robust approach. In Section 3, we first derive the efficient influence function and explore the von Mises expansion of the parameter of interest. Then, we propose an efficient and doubly robust estimator that we call TNDDR (TND doubly robust), which incorporates sample splitting and flexible machine learning methods to nonparametrically estimate the nuisance functions converging at $o_{\mathbb{P}}(n^{-1/4})$ rates. Importantly, our novel estimator exhibits \sqrt{n} -consistency and asymptotic normality with local efficiency, subject to specific conditions. To validate the performance of our proposed estimator, in Section 4, we conduct several simulation studies, through which we demonstrate the double robustness, \sqrt{n} -consistency, and the coverage of confidence intervals. Furthermore, to assess its practicality and real-world applicability, in Section 5, we apply TNDDR to analyze real-world administrative data from Québec province, Canada, to estimate the effectiveness of COVID-19 vaccines, particularly focusing on the subpopulation of older adults (aged 60 years or older). Finally, Section 6 summarizes the paper through its conclusions and discussion.

2 Background and Problem Setting

In this section, we set up the structure of the setting we will be addressing, defining notation for the data, distributions, and statistical quantities under a hypothetical simple random sample and the TND applied to a common population.

Then, we define our target parameter and describe the previously proposed IPW estimator. Further, we provide an alternative identifiability formula for the target parameter and present a related outcome regression-based estimator. This estimator leverages the proposed concept of *debiasing weights*, tailored to the TND setting, which can be solely contingent upon outcome modeling.

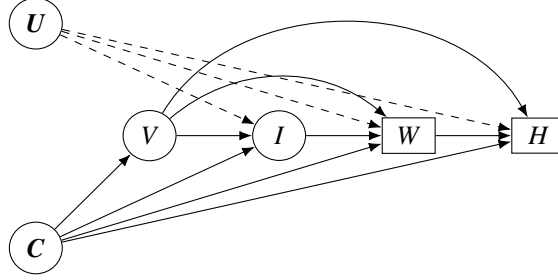


Figure 1: Directed acyclic graph of a TND study that recruits patients hospitalized for infectious disease symptoms. V denotes the vaccination status against COVID-19, C denotes measured confounders, I represents the infection (none/other infection/SARS-CoV-2), W indicates the presence of COVID-19-like symptoms, and H denotes hospitalization for symptoms. U denotes any (possibly unmeasured) common causes of infection, symptoms, and hospitalization that do not also affect vaccination.

2.1 Notation and target parameter

We consider a TND study that samples people hospitalized for COVID-19-like illness. The directed acyclic graph (DAG) depicted in Figure 1 gives the key variables and structure that we will consider. Let V (categorical or binary) denote the status of vaccination against COVID-19, C be measured confounders, and U be unmeasured variables, potentially assumed to not affect V . Confounders C may include age, comorbidities, employment sector, etc., and the variable U could include unknown COVID-19 susceptibility. Let I be the infection with three categories such that $I = 2$ indicates infection by SARS-CoV-2, $I = 1$ means the presence of another infection that can potentially cause COVID-19-like symptoms, and $I = 0$ represents the infection-free state. The variable W indicates the presence of COVID-19-like symptoms, and by assumption, it may only develop if $I \neq 0$. Let H denote hospitalization for symptoms. The complete data from the underlying population are denoted $\mathbf{Z}^C = (C, V, I, W, H)$. Suppose that \mathbf{Z}^C under simple random sampling has (unknown) probability distribution \mathbb{P} , which is assumed to lie within some *model* (i.e., set of distributions) \mathcal{P} .

Our focus is on the TND study that samples those with some infection ($I \neq 0$), with symptoms ($W = 1$), who are then hospitalized ($H = 1$). As shown in DAG 1, the enclosures around W and H represent how the study sampling method conditions on these variables. For the usual indicator function \mathbb{I} , we denote $S = \mathbb{I}(I \neq 0, W = 1, H = 1)$ to indicate the presence of the inclusion criteria for the TND, and $q_0 = \mathbb{P}(S = 1) = \mathbb{P}(I \neq 0, W = 1, H = 1)$ the marginal probability of having the inclusion criteria for the study. We thus only observe a sample of size n from a subset of the complete data, which is represented by $\mathbf{Z} = (\mathbf{C}, V, I)\mathbb{I}(S = 1)$. The observed data, \mathbf{Z} , under TND sampling, are distributed according to $\mathbb{P}_{TND}(\mathbf{Z} = \mathbf{z}) := \mathbb{P}(\mathbf{Z} = \mathbf{z} \mid S = 1)$, where \mathbf{z} represents a realization of the observed data. Specifically, the relevant combined outcome of interest is defined as $Y = \mathbb{I}(I = 2, W = 1, H = 1)$, i.e., hospitalized (or medically-attended) symptomatic SARS-CoV-2 infection. This outcome involves three consecutive steps: infection with SARS-CoV-2, development of symptoms, and subsequent hospitalization due to these symptoms. When $Y = 1$, it indicates the cases within the TND sample, while the condition $\{Y = 0, S = 1\}$ corresponds to the controls present in the sample, i.e., $\{I = 1, W = 1, H = 1\}$.

Our objective is to directly estimate a marginal risk ratio (mRR) under distribution \mathbb{P} , contrasting some vaccination statuses v v.s. v_0 , where $v, v_0 \in \mathcal{V}$, and \mathcal{V} denotes exposure values of interest. For example, $v = 1$ might indicate “fully vaccinated + x days” and $v_0 = 0$ might indicate “unvaccinated”. The marginal risk ratio is defined as

$$\psi_{mRR} = \frac{\mathbb{E}_{\mathbb{P}} [\mathbb{P}(Y = 1 \mid V = v, \mathbf{C} = \mathbf{c})]}{\mathbb{E}_{\mathbb{P}} [\mathbb{P}(Y = 1 \mid V = v_0, \mathbf{C} = \mathbf{c})]}, \quad (1)$$

where $\mathbb{E}_{\mathbb{P}}$ denotes that expectation is taken with respect to the marginal distribution of \mathbf{C} under distribution \mathbb{P} , and is defined as

$$\mathbb{E}_{\mathbb{P}} [\mathbb{P}(Y = 1 \mid V = v, \mathbf{C} = \mathbf{c})] = \int_{\mathcal{C}} \mathbb{P}(Y = 1 \mid V = v, \mathbf{C} = \mathbf{c}) p_{\mathbf{C}}(\mathbf{c}) d\mathbf{c},$$

where \mathbf{C} takes values in \mathcal{C} , and $p_{\mathbf{C}}(\mathbf{c}) := \mathbb{P}(\mathbf{C} = \mathbf{c})$ is the marginal probability density function (pdf) of the covariates \mathbf{C} under simple random sampling (i.e., under distribution \mathbb{P}). We highlight that adhering to conventional causal identifiability assumptions, namely consistency, conditional exchangeability, and positivity, allows us to identify the causal risk ratio as the marginal risk ratio in Equation (1) (Schnitzer, 2022). Further, let $p_{\mathbf{C}}(\mathbf{c} \mid S = 1) := \mathbb{P}(\mathbf{C} = \mathbf{c} \mid S = 1)$ be the marginal pdf of the covariates \mathbf{C} under TND sampling, which is under the distribution of \mathbb{P}_{TND} that is assumed to lie within some model \mathcal{P}_{TND} . Define \mathbb{E}_{TND} an expectation under TND sampling as

$$\mathbb{E}_{TND} [\mathbb{P}(Y = 1 \mid V = v, \mathbf{C} = \mathbf{c}, S = 1)] = \int_{\mathcal{C}} \mathbb{P}(Y = 1 \mid V = v, \mathbf{C} = \mathbf{c}, S = 1) p_{\mathbf{C}}(\mathbf{c} \mid S = 1) d\mathbf{c}.$$

To estimate the marginal risk ratio with TND-sampled data, Schnitzer (2022) proposed an inverse probability of vaccination weighting procedure, based on the identifiability result

$$\mathbb{E}_{\mathbb{P}}\{\mathbb{P}(Y = 1 \mid V = v, \mathbf{C})\} = \mathbb{E}_{TND} \left\{ \frac{Y \mathbb{I}(V = v) q_0}{\mathbb{P}(V = v \mid \mathbf{C})} \right\}.$$

Under the assumption that being hospitalized for symptoms of another infection is independent of vaccination conditional on covariates, i.e., $\{Y = 0, S = 1\} \perp\!\!\!\perp V \mid \mathbf{C}$, the propensity score model based on simple random sampling can be fit using only control data, i.e., $\mathbb{P}(V = v \mid \mathbf{C}) = \mathbb{P}_{TND}(V = v \mid Y = 0, \mathbf{C})$. We will refer to this assumption as “control exchangeability” since it means that controls are exchangeable across exposure groups. This leads to a control group that is representative of the source population in terms of the distribution of vaccination. A typical TND assumption is that the vaccine does not have an impact on non-target infections (Feng et al., 2017), which is necessary but not sufficient for control exchangeability.

2.2 Alternative identifiability formula and estimation with weighted outcome regression

Building on these preliminary results, we derive an alternative formula for identifying the marginal risk ratio. First, we define the debiasing weight as follows:

$$\omega_v(\mathbf{c}) := \frac{\mathbb{P}(S = 1 \mid V = v, \mathbf{C} = \mathbf{c})}{\mathbb{P}(S = 1 \mid \mathbf{C} = \mathbf{c})}, \quad (2)$$

which is the ratio of conditional selection probabilities. Then, we have the following proposition.

Proposition 1 *The marginal risk ratio ψ_{mRR} in (1) can be identified in terms of the TND distribution as*

$$\psi_{mRR} = \frac{\mathbb{E}_{TND} [\mathbb{P}(Y = 1 \mid V = v, \mathbf{C} = \mathbf{c}, S = 1) \omega_v(\mathbf{c}) q_0]}{\mathbb{E}_{TND} [\mathbb{P}(Y = 1 \mid V = v_0, \mathbf{C} = \mathbf{c}, S = 1) \omega_{v_0}(\mathbf{c}) q_0]},$$

where under the control exchangeability assumption that $\{Y = 0, S = 1\} \perp\!\!\!\perp V \mid \mathbf{C}$, the debiasing weights are identifiable based on the following equation:

$$\omega_v(\mathbf{c}) := \frac{\mathbb{P}(S = 1 \mid V = v, \mathbf{C} = \mathbf{c})}{\mathbb{P}(S = 1 \mid \mathbf{C} = \mathbf{c})} = \frac{\mathbb{P}(V = v \mid \mathbf{C} = \mathbf{c}, S = 1)}{\mathbb{P}(V = v \mid \mathbf{C} = \mathbf{c}, Y = 0, S = 1)} = \frac{\mathbb{P}(Y = 0 \mid \mathbf{C} = \mathbf{c}, S = 1)}{\mathbb{P}(Y = 0 \mid V = v, \mathbf{C} = \mathbf{c}, S = 1)}.$$

Proof: See Section A of the supplementary materials.

We define convenient notation for the four nuisance functions in the weights, for $v \in \mathcal{V}$,

- $\pi_v^0(\mathbf{c}) := \mathbb{P}_{TND}(V = v \mid \mathbf{C} = \mathbf{c}, Y = 0, S = 1)$, propensity score among the controls;
- $\pi_v(\mathbf{c}) := \mathbb{P}_{TND}(V = v \mid \mathbf{C} = \mathbf{c})$, propensity score in the overall TND sample;
- $m(\mathbf{c}) := \mathbb{P}_{TND}(Y = 1 \mid \mathbf{C} = \mathbf{c})$, marginal outcome regression functions; and

- $\mu_v(\mathbf{c}) := \mathbb{P}_{TND}(Y = 1 \mid V = v, \mathbf{C} = \mathbf{c})$, treatment-specific outcome regression functions.

Then, the identified debiasing weights in Proposition 1 can be rewritten as

$$\begin{aligned}\omega_v(\mathbf{c}) &= \frac{\mathbb{P}(Y = 0 \mid \mathbf{C} = \mathbf{c}, S = 1)}{\mathbb{P}(Y = 0 \mid V = v, \mathbf{C} = \mathbf{c}, S = 1)} = \frac{1 - m(\mathbf{c})}{1 - \mu_v(\mathbf{c})}, \text{ and} \\ \omega_v(\mathbf{c}) &= \frac{\mathbb{P}(V = v \mid \mathbf{C} = \mathbf{c}, S = 1)}{\mathbb{P}(V = v \mid \mathbf{C} = \mathbf{c}, Y = 0, S = 1)} = \frac{\pi_v(\mathbf{c})}{\pi_v^0(\mathbf{c})}.\end{aligned}$$

According to the result of Proposition 1 and canceling out the constant q_0 , the estimand ψ_{mRR} can also be identified as $\mathbb{E}_{TND}[\mu_v(\mathbf{c})\omega_v(\mathbf{c})] / \mathbb{E}_{TND}[\mu_{v_0}(\mathbf{c})\omega_{v_0}(\mathbf{c})]$. Therefore, we define a key statistical estimand as

$$\psi_v := \psi_v(\mathbb{P}_{TND}) = \mathbb{E}_{TND}[\mu_v(\mathbf{c})\omega_v(\mathbf{c})], \quad (3)$$

such that $\psi_{mRR} = \psi_v / \psi_{v_0}$. Setting $\hat{\omega}_v(\mathbf{c}) = [1 - \hat{m}(\mathbf{c})] / [1 - \hat{\mu}_v(\mathbf{c})]$, we propose the following outcome regression-based estimator

$$\hat{\psi}_{mRR}^O = \frac{1}{n} \sum_{k=1}^n \hat{\mu}_1(\mathbf{c}_k) \hat{\omega}_1(\mathbf{c}_k) / \frac{1}{n} \sum_{k=1}^n \hat{\mu}_0(\mathbf{c}_k) \hat{\omega}_0(\mathbf{c}_k), \quad (4)$$

where the superscript O is a shorthand for outcome regression, and the estimated outcome probabilities $\hat{\mu}_v(\mathbf{c}) := \hat{\mathbb{P}}_{TND}(Y = 1 \mid V = v, \mathbf{C} = \mathbf{c})$ can be obtained, for instance, by fitting a logistic regression of Y conditional on \mathbf{C} , stratifying on $V = v$ using the data sampled under the TND. The numerator of the weights is based on an outcome regression model also fit using the TND data, but not adjusting for vaccination. Alternatively, we may set $\hat{\omega}_v(\mathbf{c}) = \hat{\pi}_v(\mathbf{c}) / \hat{\pi}_v^0(\mathbf{c})$, such that the denominator $\hat{\pi}_v^0(\mathbf{c})$ is a propensity score estimate from an estimator using only the control data, whereas the numerator $\hat{\pi}_v(\mathbf{c})$ is a propensity score estimate from an estimator using the whole TND-sampled data. Note that the denominators in ω_v must be positive; therefore, the nuisance functions of $\pi_v^0(\mathbf{c})$ and $[1 - \mu_v(\mathbf{c})]$ should be bounded away from zero.

Remark. The debiasing weights adjust for bias arising from outcome-dependent sampling. By applying these weights, the TND estimators (including both IPW and outcome regression-based estimators) can be viewed as standard estimators incorporating the debiasing weights. As given in Proposition 1, our outcome regression-based estimator $\hat{\psi}_{mRR}^O$ takes a weighted mean of the standard conditional outcome probabilities $\mu_v(\mathbf{c})$. Similarly, the IPW estimator of ψ_v proposed by Schnitzer (2022) can be represented as, for $v = \mathcal{V}$,

$$\frac{1}{n} \sum_k \frac{Y_k \mathbb{I}(V_k = v)}{\hat{\pi}_v^0(\mathbf{c}_k)} = \frac{1}{n} \sum_k \frac{\hat{\pi}_v(\mathbf{c}_k)}{\hat{\pi}_v^0(\mathbf{c}_k)} \frac{Y_k \mathbb{I}(V_k = v)}{\hat{\pi}_v(\mathbf{c}_k)} = \frac{1}{n} \sum_k \hat{\omega}_v(\mathbf{c}_k) \frac{Y_k \mathbb{I}(V_k = v)}{\hat{\pi}_v(\mathbf{c}_k)}.$$

3 Methodology

Within this section, we start by deriving the efficient influence function (EIF) for ψ_v using the Gateaux derivative (Hines et al., 2022) and the tricks delineated in Strategy 2 presented in Kennedy (2022). We then study the second-order

remainder term of the von Mises expansion for ψ_v . Next, we provide an estimator (TNDDR) based on the derived EIF, establishing conditions that result in \sqrt{n} -consistency, asymptotic normality, and double robustness of the estimator. Lastly, to estimate the VE under the TND, we give an algorithm to implement the TNDDR estimator, which leverages data splitting in order to maintain valid statistical inference for ψ_{mRR} under machine learning to estimate the nuisance functions.

3.1 Efficiency theory for ψ_v

Efficient theory primarily comprises two crucial components: influence functions and a remainder term. We start by investigating the efficient influence function, which characterizes the efficiency bound in a local asymptotic minimax sense and offers guidance on how to construct estimators endowed with desirable properties (Fisher and Kennedy, 2021; Kennedy, 2022). We introduce the operator $\mathbb{EIF} : \Psi \rightarrow L_2(\mathbb{P}_{TND})$ that maps target parameters (or functionals) $\psi(\mathbb{P}_{TND}) : \mathcal{P}_{TND} \rightarrow \mathbb{R}$ to their efficient influence functions $\varphi(\mathbf{Z}) \in L_2(\mathbb{P}_{TND})$ in a nonparametric model. Adopting the specific form of $\omega(\mathbf{c}) = [1 - m(\mathbf{c})]/[1 - \mu_v(\mathbf{c})]$, the EIF for ψ_v was obtained through the computation of the Gateaux derivative, employing techniques outlined in the strategies from Kennedy (2022).

Lemma 1 *For $v \in \mathcal{V}$, the efficient influence function for ψ_v defined in Equation (3) is*

$$\begin{aligned} \mathbb{EIF}(\psi_v) &= \varphi_v(\mathbf{Z}, \mathbb{P}_{TND}) \\ &= \frac{\mathbb{I}(Y = 1, V = v)}{\pi_v^0(\mathbf{C})} - \mu_v(\mathbf{C}) \left\{ \frac{\mathbb{I}(Y = 0, S = 1) [\mathbb{I}(V = v) - \pi_v^0(\mathbf{C})]}{\pi_v^0(\mathbf{C})[1 - \mu_v(\mathbf{C})]} \right\} - \psi_v(\mathbb{P}_{TND}) \\ &= \frac{\mathbb{I}(Y = 1, V = v) - odds_{TND}(Y | V = v, \mathbf{C}) \mathbb{I}(Y = 0, S = 1) [\mathbb{I}(V = v) - \pi_v^0(\mathbf{C})]}{\pi_v^0(\mathbf{C})} - \psi_v(\mathbb{P}_{TND}), \end{aligned}$$

where $odds_{TND}(Y | V = v, \mathbf{C}) := \mu_v(\mathbf{C})/[1 - \mu_v(\mathbf{C})]$ is the odds under \mathbb{P}_{TND} of $Y = 1$ for $V = v$ given \mathbf{C} .

Proof: See Section B in supplementary materials.

The expression of the efficient influence function of ψ_v indicates that existence of ψ_v in the nonparametric model not only requires that the propensity scores $\pi_v^0(\mathbf{C})$ are bounded away from zero (a common identifiability condition in causal inference), but also that $[1 - \mu_v(\mathbf{C})]$ is bounded away from zero so that the odds $odds_{TND}(Y | V = v, \mathbf{C})$ are finite.

Note that we computed the Gateaux derivative assuming the data are discrete, following Strategy 1 in Kennedy (2022). We adopted this approach to address the issue of unbounded variance in the influence function caused by continuous data, which in turn leads to the non-pathwise differentiability of the target parameters, as discussed in Hines et al. (2022). Consequently, we investigated the von Mises-type expansion of ψ_v , which functions as a distributional counterpart to

the Taylor expansion for real-valued functions. This exploration serves two primary purposes: (1) to validate the results presented in Lemma 1, and (2) to examine the remainder term, as it plays a crucial role in characterizing the error of the EIF-based estimator (see Section 3.2). We begin by introducing notation to describe the nuisance functions under an arbitrary distribution $\bar{\mathbb{P}}_{TND}$ potentially different than \mathbb{P}_{TND} , and we define: $\bar{m}(\mathbf{c}) := \bar{\mathbb{P}}_{TND}(Y = 1 \mid \mathbf{C} = \mathbf{c})$, similarly for $\bar{\pi}_v^0(\mathbf{c})$ and $\bar{\mu}_v(\mathbf{c})$. Then, we have the following lemma concerning the von Mises expansion of ψ_v .

Lemma 2 *For $v \in \mathcal{V}$, the von Mises expansion or distributional Taylor expansion of ψ_v is*

$$\psi_v(\mathbb{P}_{TND}) = \psi_v(\bar{\mathbb{P}}_{TND}) + \int \varphi_v(\bar{\mathbb{P}}_{TND}) d(\mathbb{P}_{TND} - \bar{\mathbb{P}}_{TND}) + R_2^v(\bar{\mathbb{P}}_{TND}, \mathbb{P}_{TND}), \quad (5)$$

for distributions \mathbb{P}_{TND} and $\bar{\mathbb{P}}_{TND}$, where $\varphi_v(\mathbb{P}_{TND}) = \frac{\mathbb{I}(Y=1, V=v)}{\pi_v^0(\mathbf{C})} - \mu_v(\mathbf{C}) \left\{ \frac{\mathbb{I}(Y=0, S=1)[\mathbb{I}(V=v) - \pi_v^0(\mathbf{C})]}{\pi_v^0(\mathbf{C})[1 - \mu_v(\mathbf{C})]} \right\} - \psi_v$ (derived in Lemma 1), and

$$R_2^v(\bar{\mathbb{P}}_{TND}, \mathbb{P}_{TND}) = \int \frac{1}{\bar{\pi}_v^0(\mathbf{c})} \{ \mathcal{A}_v(\mathbf{c}) + \mathcal{B}_v(\mathbf{c})[1 - \bar{m}(\mathbf{c})] \} d\mathbb{P}_{TND},$$

with $\mathcal{A}_v(\mathbf{c}) := [\bar{\pi}_v^0(\mathbf{c}) - \pi_v^0(\mathbf{c})][m(\mathbf{c}) - \bar{m}(\mathbf{c})][\text{odds}_v(\mathbf{c}) - \overline{\text{odds}_v}(\mathbf{c})]$, and $\mathcal{B}_v(\mathbf{c}) := [\bar{\pi}_v^0(\mathbf{c}) - \pi_v^0(\mathbf{c})][\text{odds}_v(\mathbf{c}) - \overline{\text{odds}_v}(\mathbf{c})]$, in terms of $\text{odds}_v(\mathbf{c}) = \mu_v(\mathbf{c})/[1 - \mu_v(\mathbf{c})]$ and $\overline{\text{odds}_v}(\mathbf{c}) = \bar{\mu}_v(\mathbf{c})/[1 - \bar{\mu}_v(\mathbf{c})]$.

Proof: See Section C in supplementary materials.

The remainder term $R_2^v(\bar{\mathbb{P}}_{TND}, \mathbb{P}_{TND})$ in Equation (5) is a second-order product of the nuisance function errors, hence the condition of Lemma 2 in Kennedy et al. (2021) is satisfied, i.e., $\left. \frac{d}{d\epsilon} R_2^v(\mathbb{P}_{TND}, \mathbb{P}_{TND, \epsilon}) \right|_{\epsilon=0} = 0$ (equivalent to Neyman orthogonality), for the parametric submodel $\mathcal{P}_{TND, \epsilon} = \{\mathbb{P}_{TND, \epsilon} : \epsilon \in \mathbb{R}\} \subseteq \mathcal{P}_{TND}$ with $\mathbb{P}_{TND, \epsilon=0} = \mathbb{P}_{TND}$. Thus, $\psi_v(\mathbb{P}_{TND})$ is pathwise differentiable with efficient influence function $\varphi_v(\mathbf{Z}, \mathbb{P}_{TND})$ as given in Lemma 1. We see that term $\mathcal{A}_v(\mathbf{c})$ within $R_2^v(\bar{\mathbb{P}}_{TND}, \mathbb{P}_{TND})$ encompasses three nuisance functions: $\pi_v^0(\mathbf{c})$, $m(\mathbf{c})$, and $\mu_v(\mathbf{c})$, while term $\mathcal{B}_v(\mathbf{c})$ includes $\pi_v^0(\mathbf{c})$ and $\mu_v(\mathbf{c})$. The accuracy of estimation of these nuisance functions will determine the second-order errors, as elaborated upon in the following subsection.

3.2 Estimation and Inference of ψ_v

For the estimation and inference of ψ_v , considering TND sampling distribution, we will employ the following standard notation. For a vector X_n , let $X_n = O_{\mathbb{P}_{TND}}(r_n)$ denote that X_n/r_n is bounded in probability, and $X_n = o_{\mathbb{P}_{TND}}(r_n)$ denote that X_n/r_n converges to zero in probability, with respect to the observed data distribution \mathbb{P}_{TND} . The squared $L_2(\mathbb{P}_{TND})$ norm of a function f is denoted as $\|f\|^2 := \int [f(\mathbf{z})]^2 d\mathbb{P}_{TND}(\mathbf{z})$. The empirical measure is denoted as $\mathbb{P}_{TND, n}$, and thus the TND sample averages are written as $\mathbb{P}_{TND, n}(f) = \mathbb{P}_{TND, n}[f(\mathbf{Z})] = \frac{1}{n} \sum_{k=1}^n f(\mathbf{Z}_k)$.

We now present an estimator derived from the efficient influence function of ψ_v , and we proceed to explore its properties as outlined in the subsequent theorem and corollaries.

Theorem 1 Define a one-step estimator for ψ_v as $\hat{\psi}_v := \mathbb{P}_{TND,n}[\phi_v(\mathbf{Z}; \hat{\pi}_v^0, \hat{\mu}_v)]$, where

$$\phi_v(\mathbf{Z}; \hat{\pi}_v^0, \hat{\mu}_v) = \frac{\mathbb{I}(Y = 1, V = v)}{\hat{\pi}_v^0(\mathbf{c})} - \hat{\mu}_v(\mathbf{c}) \frac{\mathbb{I}(Y = 0, S = 1) [\mathbb{I}(V = v) - \hat{\pi}_v^0(\mathbf{c})]}{\hat{\pi}_v^0(\mathbf{c})[1 - \hat{\mu}_v(\mathbf{c})]}. \quad (6)$$

Assuming control exchangeability and that the following assumptions are satisfied:

A1: $\phi_v(\mathbf{Z}; \hat{\mathbb{P}}_{TND})$ converges in probability to $\phi_v(\mathbf{Z}; \mathbb{P}_{TND})$ in $L_2(\mathbb{P}_{TND})$ norm, i.e.

$$\|\phi_v(\mathbf{Z}; \hat{\mathbb{P}}_{TND}) - \phi_v(\mathbf{Z}; \mathbb{P}_{TND})\| := \sqrt{\int \{\phi_v(\mathbf{Z}; \hat{\mathbb{P}}_{TND}) - \phi_v(\mathbf{Z}; \mathbb{P}_{TND})\}^2 d\mathbb{P}_{TND}} = o_{\mathbb{P}_{TND}}(1);$$

A2: Nuisance functions π_v^0, μ_v are estimated under sample-splitting or cross-fitting;

for some $\epsilon \in (0, 1)$,

A3: Strong overlap: $\mathbb{P}_{TND}(\epsilon < \pi_v^0(\mathbf{c})) = 1$ and $\mathbb{P}_{TND}(\epsilon < \hat{\pi}_v^0(\mathbf{c})) = 1$; and

A4: Boundedness of the conditional outcome probability: $\mu_v < 1 - \epsilon$ and $\hat{\mu}_v(\mathbf{c}) < 1 - \epsilon$

then the estimator $\hat{\psi}_v = \mathbb{P}_{TND,n}[\phi_v(\mathbf{Z}; \hat{\pi}_v^0, \hat{\mu}_v)]$ satisfies

$$\hat{\psi}_v - \psi_v = |R_2^v(\hat{\mathbb{P}}_{TND}, \mathbb{P}_{TND})| + (\mathbb{P}_{TND,n} - \mathbb{P}_{TND})[\phi_v(\mathbf{Z}; \mathbb{P}_{TND})] + o_{\mathbb{P}_{TND}}(1/\sqrt{n}), \quad (7)$$

where

$$|R_2^v(\hat{\mathbb{P}}_{TND}, \mathbb{P}_{TND})| = O_{\mathbb{P}_{TND}}\left(\|\hat{\pi}_v^0 - \pi_v^0\| \|\hat{m} - m\| \|\widehat{odds}_v - odds_v\| + \|\hat{\pi}_v^0 - \pi_v^0\| \|\widehat{odds}_v - odds_v\|\right), \quad (8)$$

and $\widehat{odds}_v(\mathbf{c}) = \hat{\mu}_v(\mathbf{c})/[1 - \hat{\mu}_v(\mathbf{c})]$ and $\hat{m}(\mathbf{c})$ is implicitly estimated through summing over $\mathbb{I}(Y = 0)$ and using an empirical distribution for \mathbf{C} .

Proof: See Section D in supplementary materials.

Note that the third term in the decomposition in Equation (7) stems from the empirical process term $(\mathbb{P}_{TND,n} - \mathbb{P}_{TND})(\phi_v(\mathbf{Z}; \hat{\mathbb{P}}_{TND}) - \phi_v(\mathbf{Z}; \mathbb{P}_{TND}))$ and is of order $o_{\mathbb{P}_{TND}}(1/\sqrt{n})$, since under A1 and A2, it is asymptotically negligible (Lemma 2 in Kennedy et al. (2020)), i.e.,

$$(\mathbb{P}_{TND,n} - \mathbb{P}_{TND})(\phi_v(\mathbf{Z}; \hat{\mathbb{P}}_{TND}) - \phi_v(\mathbf{Z}; \mathbb{P}_{TND})) = O_{\mathbb{P}_{TND}}\left(\frac{\|\phi_v(\mathbf{Z}; \hat{\mathbb{P}}_{TND}) - \phi_v(\mathbf{Z}; \mathbb{P}_{TND})\|}{\sqrt{n}}\right) = o_{\mathbb{P}_{TND}}\left(\frac{1}{\sqrt{n}}\right).$$

Building on the result in Equation (8), we further investigate the conditions regarding the convergence rates of the propensity score and conditional expectation of the outcome estimators to analyze the second-order remainder term.

The results are presented in the following two corollaries.

Corollary 1 \sqrt{n} -consistency and asymptotic normality

Under the assumptions in Theorem 1 and the following two conditions:

1. $\|\hat{\pi}_v^0 - \pi_v^0\| = o_{\mathbb{P}_{TND}}(n^{-1/4})$
2. $\|\hat{\mu}_v - \mu_v\| = O_{\mathbb{P}_{TND}}(n^{-1/4})$;

then, the proposed estimator $\hat{\psi}_v$ is \sqrt{n} -consistent and asymptotically normal, and the limiting distribution is $\sqrt{n}(\hat{\psi}_v - \psi_v) \rightsquigarrow \mathcal{N}(0, \text{var}(\varphi_v(Z)))$, where \rightsquigarrow denotes convergence in distribution and $\text{var}(\varphi_v(Z)) = \mathbb{E}(\varphi_v^2(Z))$.

First, under the assumptions in Theorem 1 and these three conditions, the second-order remainder term $R_2^v(\bar{\mathbb{P}}_{TND}, \mathbb{P}_{TND})$ is $o_{\mathbb{P}_{TND}}(n^{-1/2})$. Primarily, we show that $\|\widehat{odds}_v - odds_v\| = O_{\mathbb{P}_{TND}}(n^{-1/4})$, if $\|\hat{\mu}_v - \mu_v\| = O_{\mathbb{P}_{TND}}(n^{-1/4})$. See Section E Claim 1 in supplementary materials for the proof. Therefore, if we have $\|\hat{\pi}_v^0 - \pi_v^0\| = o_{\mathbb{P}_{TND}}(n^{-1/4})$ and $\|\widehat{odds}_v - odds_v\| = O_{\mathbb{P}_{TND}}(n^{-1/4})$, then the product term is $o_{\mathbb{P}_{TND}}(1/\sqrt{n})$ and asymptotically negligible. Thus, the rate of $\|\hat{\pi}_v^0 - \pi_v^0\| \|\hat{m} - m\| \|\widehat{odds}_v - odds_v\|$ is at worst $o_{\mathbb{P}_{TND}}(n^{-1/2})$ when $\|\hat{m} - m\| = O_{\mathbb{P}_{TND}}(1)$ (i.e., if the asymptotic bias of \hat{m} is finite). In fact, within our estimator $m(\mathbf{c})$ is implicitly estimated nonparametrically using an empirical mean over $\mathbb{I}(Y = 0)$ and so $\|\hat{m} - m\|$ is $o_{\mathbb{P}_{TND}}(1)$ (i.e., consistent). Note that for the product of $\|\hat{\pi}_v^0 - \pi_v^0\|$ and $\|\widehat{odds}_v - odds_v\|$ to be $o_{\mathbb{P}_{TND}}(1/\sqrt{n})$, it is not necessary for π_v^0 and μ_v to be estimated at the same rates; any such combination whose product is $o_{\mathbb{P}_{TND}}(1/\sqrt{n})$ would be sufficient.

Then, if the second-order remainder term is negligible (i.e., of order $o_{\mathbb{P}_{TND}}(1/\sqrt{n})$), the middle term $(\mathbb{P}_{TND,n} - \mathbb{P}_{TND})(\varphi_v(\mathbf{Z}; \mathbb{P}))$ in Equation (7), which is the sample average of a fixed function, behaves as a normally distributed random variable with variance $\text{var}(\varphi_v(Z))/n$, up to error $o_{\mathbb{P}_{TND}}(1/\sqrt{n})$ according to the classical central limit theorem (CLT). Based on these arguments and under the conditions in Corollary 1, only the sample average term $(\mathbb{P}_{TND,n} - \mathbb{P}_{TND})(\varphi_v(\mathbf{Z}; \mathbb{P}_{TND}))$ dominates the decomposition in Equation (7) of Theorem 1. Applying the CLT and Slutsky's theorem, we can conclude that

$$\sqrt{n}(\hat{\psi}_v - \psi_v) = \sqrt{n}(\mathbb{P}_n - \mathbb{P})(\varphi_v(\mathbf{Z}; \mathbb{P}_{TND})) + o_{\mathbb{P}_{TND}}(1) \rightsquigarrow \mathcal{N}(0, \text{var}(\varphi_v(Z))).$$

As a result, the proposed estimator $\hat{\psi}_v$ is \sqrt{n} -consistent and asymptotically normal, and a closed-form expression $\hat{\psi}_v \pm \frac{1}{\sqrt{n}}\Phi^{-1}(1 - \frac{\alpha}{2})\sqrt{\widehat{\text{var}}(\hat{\varphi}_v(Z))}$ provides asymptotically valid α -level confidence intervals for ψ_v , where $\Phi(\cdot)$ is the standard Gaussian CDF, and an estimator of the variance of $\hat{\psi}_v$ is

$$\widehat{\text{var}}(\hat{\varphi}_v(Z)) = \mathbb{P}_{TND,n}(\hat{\varphi}_v^2) = \mathbb{P}_{TND,n} \left\{ \frac{\mathbb{I}(Y = 1, V = v)}{\hat{\pi}_v^0(\mathbf{c})} - \hat{\mu}_v(\mathbf{c}) \frac{\mathbb{I}(Y = 0, S = 1) [\mathbb{I}(V = v) - \hat{\pi}_v^0(\mathbf{c})]}{\hat{\pi}_v^0(\mathbf{c})[1 - \hat{\mu}_v(\mathbf{c})]} \right\}^2.$$

As shown by Corollary 1 and Theorem 1, the proposed estimator has second-order errors, bounded by the sum of the product of nuisance estimation errors, leading to root-n rates. That is, we can get a faster rate for our estimator even

when we estimate the nuisance functions at slower nonparametric rates. We can thus employ flexible machine learning techniques to nonparametrically estimate the nuisance functions under smoothness or sparsity assumptions, for instance, at $n^{-1/4}$ rates to obtain $n^{-1/2}$ rates for our estimator.

Corollary 2 *Double Robustness* *Under the assumptions in Theorem 1, the proposed estimator $\hat{\psi}_v$ is doubly robust. That is, $\hat{\psi}_v$ is consistent, i.e., $\|\hat{\psi}_v - \psi_v\| = o_{\mathbb{P}_{TND}}(1)$, if either the propensity score is consistently estimated, i.e., $\|\hat{\pi}_v^0 - \pi_v^0\| = o_{\mathbb{P}_{TND}}(1)$ and/or the treatment-specific conditional expectation of the outcome is, i.e., $\|\hat{\mu}_v - \mu_v\| = o_{\mathbb{P}_{TND}}(1)$.*

Proof: See Section F in supplementary materials. Essentially, the second-order remainder term $|R_2^v(\bar{\mathbb{P}}, \mathbb{P})| = o_{\mathbb{P}_{TND}}(1)$ if either $\|\hat{\pi}_v^0 - \pi_v^0\| = o_{\mathbb{P}_{TND}}(1)$ and/or $\|\hat{\mu}_v - \mu_v\| = o_{\mathbb{P}_{TND}}(1)$.

3.3 Estimation, inference of ψ_{mRR} and proposed method

We have examined the efficiency, estimation, and inference of ψ_v for $v \in \mathcal{V}$. In this subsection, our focus is to investigate the estimation and inference for the target parameter ψ_{mRR} . To accomplish this, we employ the functional delta method to analyze $\psi_{mRR} = \exp(\ln(\psi_v) - \ln(\psi_{v_0}))$ (Van der Vaart (2000)). Starting with the von Mises expansion for ψ_{mRR} as our foundation, we then propose a one-step estimator (denoted as ψ_{mRR}^{ef}) and explore its properties, including \sqrt{n} -consistency, asymptotic normality, and double robustness, which are thoroughly elucidated in a theorem and a corresponding corollary in Section G of the supplementary materials.

Therefore, our efficient VE estimation procedure under TND, namely TNDDR (TND Doubly Robust), can be summarized in a three-step algorithm, as presented in Algorithm 1.

For v and v_0 in \mathcal{V} , the marginal RR, ψ_{mRR} , is efficiently and double-robustly estimated by $\hat{\psi}_{mRR}^{ef} = \hat{\psi}_v / \hat{\psi}_{v_0}$ (See Section G of the supplementary materials). To estimate the nuisance functions, we use the highly-adaptive lasso (HAL) (Benkeser and Van Der Laan, 2016) a supervised learning approach that satisfies the convergence requirements in Corollary 1. The HAL estimator is derived through a process of L_1 -penalized regression on basis functions, with cross-validated selection of the optimal bounding of the L_1 -norm. Assuming a bounded variation norm for the regression function, the HAL estimator can converge to the true function in L_2 -norm at a rate of at least $n^{-1/4}$, regardless of the dimension of the covariates (Bibaut and van der Laan, 2019; Ki et al., 2021).

For inference of the estimation of the marginal risk ratio, we use a logarithmic transformation to improve the accuracy of the normal approximation (Agresti, 2012). To obtain the asymptotic variance of the estimator of the natural logarithm

Algorithm 1: TNDDR (TND Doubly Robust) method for VE estimation under TND

- 1 Randomly split the observed TND data $\mathbf{Z}_{1,...,n} = (\mathbf{Z}_1, ..., \mathbf{Z}_n)$ into $J \geq 2$ disjoint, evenly sized folds such that the size of each fold is n/J of some integer. Let Q_j for $j = 1, 2, ..., J$ denote the partition of the indices $\{1, 2, ..., n\}$, and Q_j be a set of sample indices in the j^{th} fold; then, the whole TND data can be denoted as $(\mathbf{Z}_1, ..., \mathbf{Z}_n) = (\mathbf{Z}_{Q_j})_{j=1}^J$. Denote $Q_{(-j)}$ as the set of sample indices that are not included in Q_j , i.e., $Q_{(-j)} = \{1, 2, ..., n\} \setminus Q_j$ for $j = 1, 2, ..., J$.
- 2 For each $j = 1, 2, ..., J$, using the data that excludes the j -th fold, i.e., data in $\mathbf{Z}_{Q_{(-j)}}$, use machine learning methods (e.g., highly-adaptive lasso) to estimate the nuisance functions $\pi_v^0(\cdot)$ and $\mu_v(\cdot)$, whose estimators are denoted $\hat{\pi}_v^0(\cdot; \mathbf{Z}_{Q_{(-j)}})$ and $\hat{\mu}_v(\cdot; \mathbf{Z}_{Q_{(-j)}})$, respectively.
- 3 Construct the efficient VE estimator i.e., $1 - \hat{\psi}_v / \hat{\psi}_{v_0}$ with the nuisance components estimated in Step 2, where for each v (i.e., v and $v_0 \in \mathcal{V}$),

$$\hat{\psi}_v = \frac{1}{n} \sum_{j=1}^J \sum_{k \in Q_j} \left\{ \frac{\mathbb{I}(Y_k = 1, V_k = v)}{\hat{\pi}_v^0(\mathbf{c}_k; \mathbf{Z}_{Q_{(-j)}})} - \frac{\hat{\mu}_v(\mathbf{c}_k; \mathbf{Z}_{Q_{(-j)}}) \mathbb{I}(Y_k = 0, S_k = 1) [\mathbb{I}(V_k = v) - \hat{\pi}_v^0(\mathbf{c}_k; \mathbf{Z}_{Q_{(-j)}})]}{\hat{\pi}_v^0(\mathbf{c}_k; \mathbf{Z}_{Q_{(-j)}}) [1 - \hat{\mu}_v(\mathbf{c}_k; \mathbf{Z}_{Q_{(-j)}})]} \right\}. \quad (9)$$

of ψ_{mRR} , using the EIF of $\ln(\psi_v / \psi_{v_0}) := \ln(\psi_v / \psi_{v_0})$,

$$\text{EIF}(\ln(\psi_v / \psi_{v_0})) = \text{EIF}[\ln(\psi_v) - \ln(\psi_{v_0})] = \frac{\text{EIF}(\psi_v)}{\psi_v} - \frac{\text{EIF}(\psi_{v_0})}{\psi_{v_0}},$$

we can construct the variance of $\ln(\psi_v / \psi_{v_0})$, denoted as $\text{var}(\ln \hat{\psi}_{mRR}^{ef}) := \text{var} \left\{ \ln(\hat{\psi}_v / \hat{\psi}_{v_0}) \right\}$. Further, we use the normal approximation to produce the symmetric α -level confidence intervals for $\ln(\psi_{mRR})$:

$$\ln(\psi_{mRR}) = \ln\left(\frac{\psi_v}{\psi_{v_0}}\right) \in \left(\ln(\hat{\psi}_{mRR}^{ef}) \pm \frac{1}{\sqrt{n}} \Phi^{-1} \left(1 - \frac{\alpha}{2} \right) \sqrt{\text{var}(\ln \hat{\psi}_{mRR}^{ef})} \right). \quad (10)$$

Lastly, we exponentiate the upper and lower confidence limits of $\ln(\psi_{mRR})$ to derive the asymmetric confidence interval for the mRR.

4 Simulation Studies

To evaluate the empirical performance of our proposed estimator, we perform two simulation studies. Study 1 aims to assess the efficiency of TNDDR, under sample-splitting and using HAL for nonparametric estimation of the nuisance functions. In study 2, we investigate the double robustness of the proposed estimator. In both studies, one of the specific objective is to validate the coverage of the 95% confidence intervals of TNDDR with either machine learning or correctly specified parametric models.

4.1 Data generating process

We simulated TND studies with confounders and binary vaccination, infection, symptoms from infections and hospitalisation. Building on the basic simulation settings in Schnitzer (2022), and the DAG in Figure 1, we first generated a continuous confounder C , and two unmeasured binary variables U_1 and U_2 . Both U_1 and U_2 affected the probability of contracting the SARS-CoV-2 infection, experiencing COVID-related symptoms, and needing hospitalisation if symptoms were present. U_1 also affected the probability of contracting other infections and symptoms due to other infections. Note that disease symptoms for SARS-CoV-2 infection and other infections were generated using distinct models with some common covariates. Only those with disease symptoms were candidates for hospitalisation. Vaccination provided protection against SARS-CoV-2 infection, disease symptoms, and hospitalisation. Specifically, the data generation mechanism for the two studies is as follows. The baseline confounder was generated as a uniform $C \sim U(-3, 3)$. The unmeasured covariates U_1 and U_2 were independently generated as Bernoulli distribution with a success probability 0.5. The vaccination V was also generated from a Bernoulli distribution with a success probability $[1 + \exp\{-\lambda_v(\cdot)\}]^{-1}$, where $\lambda_v(\cdot) = 0.5 + 0.3C - |C| - \sin(\pi C)$ depended on confounder C . Infection with other viruses (I_1) was generated from a Bernoulli distribution with a success probability of $\text{expit}(0.5C - 5 + 0.5U_1)$, whereas infection with SARS-CoV-2 (I_2) was generated from a Bernoulli with a success probability $[1 + \exp\{-\lambda_{COVID}(\cdot)\}]^{-1}$, where $\lambda_{COVID}(\cdot) = -4 - \log(1.5)V + 2C - 0.15\exp(C) + \beta_{em}V \times C + \log(3)U_2(1.5 - V) - 2U_1$. It is important to note that the coefficient β_{em} of the interaction term between C and V affects the vaccination effect modification, which represents a distinct individual effect for each patient based on the individual value of C . Further, disease symptoms (W) due to other viruses and to SARS-CoV-2 were also independently generated as Bernoulli, with probabilities $[1 + \exp\{-\lambda_w(\cdot)\}]^{-1}$, where $\lambda_w(\cdot)$ was set to $2 + \mathbb{I}(I_1 = 1) \times (0.5C - 0.5U_1)$ and $-5 + \mathbb{I}(I_2 = 1) \times [C - \log(3.5)V - U_1 + 0.5U_2(1 - V)]$, respectively. Finally, hospitalisation for symptoms, in ignorance of type of infection, was generated from a Bernoulli with a success probability of $[1 + \exp\{-[1 + \mathbb{I}(W = 1) \times (0.5C + \log(1.5)V - 0.5U_1)]\}]^{-1}$.

4.2 Efficiency of TNDDR

With the goal of assessing the efficiency of TNDDR, in Study 1, we set two different β_{em} values (0.25 and 0.5) and generated 1000 datasets of size $n = 500, 1000$ and 2000 , where the case percentage was between 30% and 33%. The true marginal risk ratio were $\psi_{mRR} = 0.197$ for $\beta_{em} = 0.25$, and $\psi_{mRR} = 0.284$ for $\beta_{em} = 0.5$. Three different estimators were considered: (1) the IPW estimator (Schnitzer, 2022), (2) the outcome regression estimator in Equation (4) based on the outcome probability ratio debiasing weights ($\hat{\psi}_{mRR}^O$), and (3) the proposed EIF-based estimator TNDDR. For

Table 1: Results of Simulation Study 1: 1000 simulations for sample sizes of $n = 500, 1000$ and 2000 with case percentages ranging from $30\% \sim 33\%$. OutR denotes the estimator $\hat{\psi}_{mRR}^O$ with the debiasing weights of the outcome probability ratio. All nuisance functions were estimated by HAL.

Scenarios & Truth		$\beta_{em} = 0.25; \psi_{mRR} = 0.197$			$\beta_{em} = 0.5; \psi_{mRR} = 0.284$		
n	Methods	IPW	OutR	TNDDR	IPW	OutR	TNDDR
500	Mean bias	0.069	-0.060	0.036	0.078	-0.013	-0.011
	MC SE	0.085	0.076	0.068	0.133	0.098	-0.109
	$\%Cov_{mRR}$	80	–	96	67	–	97
1000	Mean bias	0.064	-0.011	-0.013	0.113	0.013	0.009
	MC SE	0.065	0.042	0.047	0.091	0.066	0.071
	$\%Cov_{mRR}$	71	–	96	49	–	96
2000	Mean bias	0.067	-0.015	-0.014	0.120	0.014	0.010
	MC SE	0.042	0.031	0.030	0.055	0.046	0.049
	$\%Cov_{mRR}$	46	–	94	21	–	96

all estimators, the nuisance models were estimated using HAL (implemented in the R package `hal9001`), employing cross-fitting as detailed in algorithm 1, with a value of $J = 2$. To obtain a confidence interval, we used the sandwich variance estimator for the IPW estimator. For TNDDR, we directly computed confidence intervals based on Equation (10). Confidence intervals were not produced for the outcome regression due to the computationally intensive nature of bootstrapping using HAL. To investigate the empirical convergence of the estimators, we estimated the marginal risk ratio with sample sizes between 300 and 5000, with 100 replications for each sample size.

Table 1 presents the results for estimation and inference. For both β_{em} scenarios, the IPW provided biased estimates and poor coverage of confidence intervals for the marginal causal effect. The outcome regression and TNDDR both produced estimates with low bias. In addition, TNDDR’s confidence intervals achieved the 95% coverage rate. Figure 2 illustrates the average error of each estimator across sample sizes. As the sample size increased, TNDDR and the outcome regression converged at parametric rates, demonstrated by the bias approaching zero within the $1/\sqrt{n}$ rate. In contrast, the IPW method did not converge to the truth as the sample size increased.

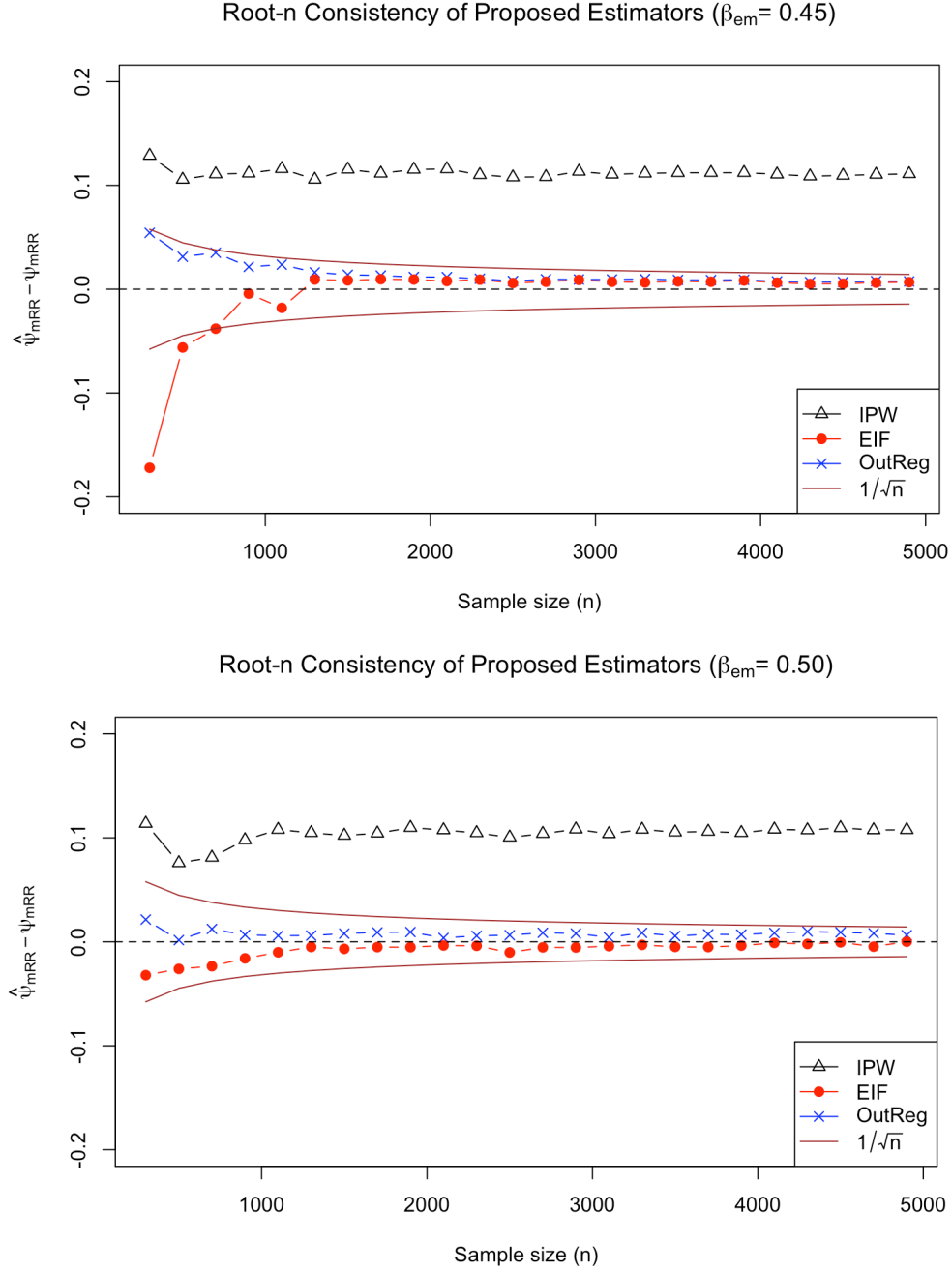


Figure 2: Simulation results from 100 simulations with varying sample sizes under the settings $\beta_{em} = 0.45$ ($\psi_{mRR} = 0.265$) and $\beta_{em} = 0.5$ ($\psi_{mRR} = 0.284$).

4.3 Double robustness of TNDDR

In Study 2, our objective is to validate the double robustness of our efficient estimator. We implemented the same three methods as in Study 1, but only using generalized linear models to estimate the propensity score (PS) and conditional expectation of the outcome functions, without sample-splitting. The investigation included four scenarios to evaluate the performance: (a) both models are correctly specified, meaning they encompass all the terms present in the data-generating process, including both linear and non-linear components. (b) The outcome model is correct, but the propensity score model is incorrect, lacking some nonlinear terms. (c) The PS model is correct, but the outcome model is not. (d) Both the PS and outcome models are incorrect. We note, however, that the “correct” models were only approximately correct since we specified models under \mathbb{P} but are modeling the TND-sampled data. The confidence intervals for the outcome regression method were computed using the nonparametric bootstrap.

Table 2 displays results from the four scenarios, with sample sizes 250, 500, and 1000 (cases percentage within 27% ~ 30%), and with true marginal risk ratio $\psi_{mRR} = 0.128$ ($\beta_{em} = 0$). As anticipated, the proposed EIF-based estimator $\hat{\psi}_{mRR}^{eif}$ demonstrated double robustness as when either the PS model and/or outcome model was correctly specified, its bias was minimal. On the other hand, the IPW and outcome regression with debiasing weights exhibited single robustness, with minimal bias only when the PS model (for IPW) or outcome models (for outcome regression) were correctly specified. The coverage of TNDDR confidence intervals was near optimal when both models or just the PS was correctly specified, but undercovered when only the outcome model was correctly specified.

4.4 Additional investigations

In Table 4 in Section H of the supplementary materials, we present the bias and Monte Carlo standard errors and 95% confidence interval coverage of the three estimators in three additional simulation settings under the correct parametric model specification of the nuisance functions. In two of these simulation scenarios, the case percentage was lower and the true ψ_{mRR} was smaller (refer to Table 4 in the Appendix for settings II and III). This led to extreme values of $[1 - \mu_v(c)]$ which appears in the denominator of the EIF-based estimator $\hat{\psi}_{mRR}^{eif}$, i.e., to a practical violation of Assumption A4 in Theorem 2. As a consequence, the second-order term in the von Mises expansion becomes non-negligible. Thus, using the first-order expansion in constructing the confidence intervals led to undercoverage. However, TNDDR still outperformed the outcome regression in terms of bias and coverage and had higher confidence interval coverage than IPW.

Table 2: Study 2 Results. True $\psi_{mRR} = 0.128$ ($\beta_{em} = 0$), cases percentage: 27% ~ 30%)

Scenarios		a: Both True			b: Only Outcome True			c: Only PS True			d: Both False		
Methods		IPW	OutR	EIF	IPW	OutR	EIF	IPW	OutR	EIF	IPW	OutR	EIF
250	Bias	-0.014	-0.016	-0.015	-0.063	-0.016	-0.015	-0.014	-0.063	-0.014	-0.063	-0.063	-0.062
	MC SE	0.065	0.060	0.064	0.033	0.060	0.060	0.065	0.034	0.064	0.033	0.034	0.033
	%Cov	95	85	95	76	85	90	95	50	95	76	50	76
500	Bias	-0.014	-0.017	-0.015	-0.063	-0.017	-0.016	-0.014	-0.063	-0.014	-0.063	-0.063	-0.063
	MC SE	0.044	0.041	0.044	0.023	0.041	0.040	0.044	0.023	0.044	0.023	0.023	0.023
	%Cov	94	86	95	46	86	86	94	30	94	46	30	46
1000	Bias	-0.016	-0.019	-0.016	-0.064	-0.019	-0.018	-0.016	-0.063	-0.016	-0.064	-0.063	-0.063
	MC SE	0.030	0.028	0.030	0.016	0.028	0.028	0.030	0.016	0.030	0.016	0.016	0.016
	%Cov	92	83	93	15	83	84	92	10	92	15	10	15

Note: EIF denotes the estimator of $\hat{\psi}_{mRR}^{eif}$, and OutR denotes the estimator $\hat{\psi}_{mRR}^O$ with the debiasing weights of the outcome probability ratio. Logistic regression is used to estimate both the PS model and the outcome model. MC SE stands for Monte Carlo standard errors.

5 Real Data Analysis

We applied TNDDR to a TND study carried out in Québec, Canada by the *Institut national de santé publique du Québec* (INSPQ). This study covered the timeframes characterized by the Omicron BA.5 dominance period, specifically from July 3 to November 5, 2022. The study data were harmonized from various sources, including provincial laboratories, immunization records, hospitalization records, and chronic disease surveillance. In this study, we considered the subpopulation of older adults (aged 60 years or older) where the study selected those exhibiting symptoms associated with COVID-19 who had undergone testing in the emergency room of an acute-care hospital. Cases ($Y = 1$) were designated as those patients who tested positive and were hospitalized due to their COVID-19 symptoms within 14 days from testing, while controls ($Y = 0$) were those patients who tested negative. Regarding the level of exposure denoted as V , if an individual received a booster mRNA vaccine dose (3rd, 4th, or 5th dose) within a span of less than 6 months but with at least 7 days before undergoing testing, then V was assigned a value of 1. This is in comparison to individuals who have been vaccinated but have had their final dose administered 6 months or more prior to the testing date, for whom V is set to 0. Data from individuals with other vaccine statuses were not included.

Table 3: Estimated ψ_{mRR} along with 95% confidence intervals obtained from IPW estimator, outcome regression estimator (OutR), TNDDR estimator, and logistic regression, using generalized linear models (GLM) and ML (i.e., MARS) to compute the nuisance functions.

Methods & Results	GLM	ML (MARS)
IPW	0.655 (0.610, 0.703)	0.659 (0.614, 0.707)
OutR	0.655 (0.609, 0.719)	0.669 (0.619, 0.793)
TNDDR	0.650 (0.602, 0.703)	0.646 (0.599, 0.696)
Logistic regression	0.655 (0.630, 0.680)	

We adjusted for covariates C defined as (1) age groups in four categories 60 – 69, 70 – 79, 80 – 89, 90+, (2) sex (Female/Male), (3) presence of multimorbidity (Yes/No), which refers to having a minimum of two underlying health conditions that elevate the susceptibility to severe COVID-19 (Carazo et al., 2023); (4) timeframe of epidemiological observation, spanning from epidemiological week 27 of 2022 to epidemiological week 44 of 2022, with eighteen categories in all. Table 5 and Figure 3 in Section I of the supplementary materials provides an overview of the distribution of these covariates c , as well as the occurrence of symptomatic SARS-CoV-2 infection within the groups of subjects categorized as $V = 1$ and $V = 0$. There were a total of 3,101 cases and 61,088 controls in this TND sample, and we observed imbalances between the exposure groups where people with a booster dose within 6 months were overall older and more often had multimorbidity.

Table 3 presents the estimates of ψ_{mRR} with their corresponding 95% confidence intervals from four distinct estimators, including a logistic regression with covariate main terms. In our implementations of IPW, the outcome regression approach, and TNDDR, we utilized both generalized linear models (GLM) and machine learning methods to compute the nuisance functions. For the machine learning method, since we were not able to install the HAL package on internal servers housing the data, we opted for Multivariate Adaptive Regression Splines (MARS), which is implemented in the R package *earth*. Our TNDDR ψ_{mRR} estimates were slightly lower than those from IPW, the outcome regression estimator, and logistic regression using either GLM or MARS. With GLM, IPW, the outcome regression estimator and logistic regression provided the same point estimates of ψ_{mRR} .

For the composite outcome of interest $Y = 1$, namely infection with SARS-CoV-2, symptom development, and subsequent hospitalization resulting from those symptoms, our results suggest that the booster mRNA vaccine had

protective effects during the period of Omicron BA.5 dominance with, the TNDDR-derived VE (i.e., $1 - \psi_{mRR}$) estimates of 35.0% (29.7%, 39.8%) with GLM, and 35.4% (30.4%, 40.1%) with MARS for the nuisance function estimation.

6 Conclusion and Discussion

In this work, we aimed to efficiently estimate VE under the TND, and achieved this by deriving the efficient influence function for the marginal expectation of the joint outcome, constructing an efficient estimator and investigating its von Mises expansion. We thus proposed a doubly robust and locally efficient VE estimation method that can be implemented using machine learning techniques, with the nuisance functions converging at $o_{\mathbb{P}}(n^{-1/4})$ rates.

While our research marks progress in efficiently estimating VE under TND, there are specific areas that require further exploration, particularly regarding its practical application. First, the inference is influenced by extreme conditional probabilities of vaccination and high TND-conditional probabilities of the outcome, with the former being a standard limitation for estimators that incorporate weighting by the inverse of the propensity score in general, and the latter requiring bounding the conditional TND outcome expectation. The application of Targeted Maximum Likelihood Estimation (TMLE, Van der Laan et al. (2011); Porter et al. (2011)) may improve finite-sample performance because of its boundedness properties. In addition, investigating a plug-in estimator for variance may lead to improved coverage in more extreme scenarios Tran et al. (2018). Secondly, regarding identifiability, this research relied on conditional exchangeability assumptions. However, addressing identifiability issues, such as unmeasured confounding and collider stratification bias from healthcare-seeking behavior Li et al. (2023), is another avenue of investigation.

Bibliography

- Agresti, A. (2012). *Categorical data analysis*, volume 792. John Wiley & Sons.
- Anders, K. L., Indriani, C., Ahmad, R. A., Tantowijoyo, W., Arguni, E., Andari, B., Jewell, N. P., Rances, E., O’Neill, S. L., Simmons, C. P., et al. (2018). The awed trial (applying wolbachia to eliminate dengue) to assess the efficacy of wolbachia-infected mosquito deployments to reduce dengue incidence in yogyakarta, indonesia: study protocol for a cluster randomised controlled trial. *Trials*, 19(1):1–16.
- Benkeser, D. and Van Der Laan, M. (2016). The highly adaptive lasso estimator. In *2016 IEEE international conference on data science and advanced analytics (DSAA)*, pages 689–696. IEEE.
- Bernal, J. L., Andrews, N., Gower, C., Robertson, C., Stowe, J., Tessier, E., Simmons, R., Cottrell, S., Roberts, R., O’Doherty, M., et al. (2021). Effectiveness of the pfizer-biontech and oxford-astrazeneca vaccines on covid-19 related symptoms, hospital admissions, and mortality in older adults in england: test negative case-control study. *BMJ*, 373.
- Bibaut, A. F. and van der Laan, M. J. (2019). Fast rates for empirical risk minimization over $\mathcal{C}(\mathcal{A})$ functions with bounded sectional variation norm. *arXiv preprint arXiv:1907.09244*.
- Bickel, P. J., Klaassen, C. A., Bickel, P. J., Ritov, Y., Klaassen, J., Wellner, J. A., and Ritov, Y. (1993). *Efficient and adaptive estimation for semiparametric models*, volume 4. Springer.
- Boom, J. A., Tate, J. E., Sahni, L. C., Rench, M. A., Hull, J. J., Gentsch, J. R., Patel, M. M., Baker, C. J., and Parashar, U. D. (2010). Effectiveness of pentavalent rotavirus vaccine in a large urban population in the united states. *Pediatrics*, 125(2):e199–e207.
- Carazo, S., Skowronski, D. M., Brisson, M., Sauvageau, C., Brousseau, N., Fafard, J., Gilca, R., Talbot, D., Ouakki, M., Febriani, Y., et al. (2023). Effectiveness of previous infection-induced and vaccine-induced protection against hospitalisation due to omicron BA subvariants in older adults: a test-negative, case-control study in Quebec, Canada. *The Lancet Healthy Longevity*, 4(8):e409–e420.
- Chung, H., He, S., Nasreen, S., Sundaram, M. E., Buchan, S. A., Wilson, S. E., Chen, B., Calzavara, A., Fell, D. B., Austin, P. C., et al. (2021). Effectiveness of BNT162b2 and mRNA-1273 covid-19 vaccines against symptomatic SARS-CoV-2 infection and severe covid-19 outcomes in Ontario, Canada: test negative design study. *BMJ*, 374.
- Coston, A. and Kennedy, E. H. (2022). The role of the geometric mean in case-control studies. *arXiv preprint arXiv:2207.09016*.

- Dean, N. E. (2019). Re:“measurement of vaccine direct effects under the test-negative design”. *American journal of epidemiology*, 188(4):806–807.
- Dean, N. E., Hogan, J. W., and Schnitzer, M. E. (2021). Covid-19 vaccine effectiveness and the test-negative design. *N Engl J Med*, 385(15):1431–1433.
- Feng, S., Fowlkes, A. L., Steffens, A., Finelli, L., and Cowling, B. J. (2017). Assessment of virus interference in a test-negative study of influenza vaccine effectiveness. *Epidemiology (Cambridge, Mass.)*, 28(4):514.
- Fisher, A. and Kennedy, E. H. (2021). Visually communicating and teaching intuition for influence functions. *The American Statistician*, 75(2):162–172.
- Foppa, I. M., Haber, M., Ferdinands, J. M., and Shay, D. K. (2013). The case test-negative design for studies of the effectiveness of influenza vaccine. *Vaccine*, 31(30):3104–3109.
- Hines, O., Dukes, O., Diaz-Ordaz, K., and Vansteelandt, S. (2022). Demystifying statistical learning based on efficient influence functions. *The American Statistician*, 76(3):292–304.
- Jackson, L. A., Jackson, M. L., Nelson, J. C., Neuzil, K. M., and Weiss, N. S. (2006). Evidence of bias in estimates of influenza vaccine effectiveness in seniors. *International journal of epidemiology*, 35(2):337–344.
- Jackson, M. L. and Nelson, J. C. (2013). The test-negative design for estimating influenza vaccine effectiveness. *Vaccine*, 31(17):2165–2168.
- Kennedy, E. H. (2016). Semiparametric theory and empirical processes in causal inference. *Statistical causal inferences and their applications in public health research*, pages 141–167.
- Kennedy, E. H. (2017). Semiparametric theory. *arXiv preprint arXiv:1709.06418*.
- Kennedy, E. H. (2022). Semiparametric doubly robust targeted double machine learning: a review. *arXiv preprint arXiv:2203.06469*.
- Kennedy, E. H., Balakrishnan, S., and G’Sell, M. (2020). Sharp instruments for classifying compliers and generalizing causal effects.
- Kennedy, E. H., Balakrishnan, S., and Wasserman, L. (2021). Semiparametric counterfactual density estimation. *arXiv preprint arXiv:2102.12034*.
- Ki, D., Fang, B., and Guntuboyina, A. (2021). Mars via lasso. *arXiv preprint arXiv:2111.11694*.
- Laan, M. J. and Robins, J. M. (2003). *Unified methods for censored longitudinal data and causality*. Springer.

- Li, K. Q., Shi, X., Miao, W., and Tchetgen Tchetgen, E. (2023). Double negative control inference in test-negative design studies of vaccine effectiveness. *Journal of the American Statistical Association*, pages 1–12.
- Lipsitch, M., Jha, A., and Simonsen, L. (2016). Observational studies and the difficult quest for causality: lessons from vaccine effectiveness and impact studies. *International journal of epidemiology*, 45(6):2060–2074.
- Pfanzagl, J. and Wefelmeyer, W. (1982). *Contributions to a General Asymptotic Statistical Theory*, volume 13 of *Lecture notes in statistics*. Springer-Verlag.
- Porter, K. E., Gruber, S., Van Der Laan, M. J., and Sekhon, J. S. (2011). The relative performance of targeted maximum likelihood estimators. *The international journal of biostatistics*, 7(1):0000102202155746791308.
- Schnitzer, M. E. (2022). Estimands and estimation of covid-19 vaccine effectiveness under the test-negative design: connections to causal inference. *Epidemiology (Cambridge, Mass.)*, 33(3):325.
- Skowronski, D., Masaro, C., Kwindt, T., Mak, A., Petric, M., Li, Y., Sebastian, R., Chong, M., Tam, T., and De Serres, G. (2007). Estimating vaccine effectiveness against laboratory-confirmed influenza using a sentinel physician network: results from the 2005–2006 season of dual a and b vaccine mismatch in canada. *Vaccine*, 25(15):2842–2851.
- Sullivan, S. G., Tchetgen Tchetgen, E. J., and Cowling, B. J. (2016). Theoretical basis of the test-negative study design for assessment of influenza vaccine effectiveness. *Am J Epidemiol*, 184(5):345–353.
- Tran, L., Petersen, M., Schwab, J., and van der Laan, M. J. (2018). Robust variance estimation and inference for causal effect estimation. *arXiv preprint arXiv:1810.03030*.
- Tsiatis, A. A. (2006). Semiparametric theory and missing data.
- Van der Laan, M. J., Rose, S., et al. (2011). *Targeted learning: causal inference for observational and experimental data*, volume 4. Springer.
- Van der Vaart, A. W. (2000). *Asymptotic statistics*, volume 3. Cambridge university press.

SUPPLEMENTARY MATERIAL FOR

Efficient and doubly robust estimation of COVID-19 vaccine effectiveness under the test-negative design

Description: This supplementary material includes the proofs of the theoretical results and additional simulation studies. All the code for conducting simulation studies and analyzing real data is accessible in the online repository <https://github.com/CONGJIANG/TNDDR>.

A Proof of Proposition 1:

This section presents the proof of Proposition 1. The proof consists of three parts: first, we show that

$$\omega_v(\mathbf{c}) := \frac{\mathbb{P}(S = 1 \mid V = v, \mathbf{C} = \mathbf{c})}{\mathbb{P}(S = 1 \mid \mathbf{C} = \mathbf{c})}.$$

Then, we show that

$$\frac{\mathbb{P}(S = 1 \mid V = v, \mathbf{C} = \mathbf{c})}{\mathbb{P}(S = 1 \mid \mathbf{C} = \mathbf{c})} = \frac{\mathbb{P}(V = v \mid \mathbf{C} = \mathbf{c}, S = 1)}{\mathbb{P}(V = v \mid \mathbf{C} = \mathbf{c})}.$$

Finally, we demonstrate that

$$\frac{\mathbb{P}(S = 1 \mid V = v, \mathbf{C} = \mathbf{c})}{\mathbb{P}(S = 1 \mid \mathbf{C} = \mathbf{c})} = \frac{\mathbb{P}(Y = 0 \mid \mathbf{C} = \mathbf{c}, S = 1)}{\mathbb{P}(Y = 0 \mid V = v, \mathbf{C} = \mathbf{c}, S = 1)} = \frac{1 - \mathbb{P}(Y = 1 \mid \mathbf{C} = \mathbf{c}, S = 1)}{1 - \mathbb{P}(Y = 1 \mid V = v, \mathbf{C} = \mathbf{c}, S = 1)}.$$

Firstly, we have

$$\begin{aligned} & \mathbb{E}_{TND} \{ \mathbb{P}(Y = 1 \mid V = v, \mathbf{C} = \mathbf{c}, S = 1) \omega_v(\mathbf{c}) q_0 \} \\ &= \int_{\mathcal{C}} \mathbb{P}(Y = 1 \mid V = v, \mathbf{C} = \mathbf{c}, S = 1) \frac{\mathbb{P}(S = 1 \mid V = v, \mathbf{C} = \mathbf{c})}{\mathbb{P}(S = 1 \mid \mathbf{C} = \mathbf{c})} q_0 p_{\mathbf{C}}(\mathbf{c} \mid S = 1) d\mathbf{c} \\ &= \int_{\mathcal{C}} \frac{\mathbb{P}(Y = 1, S = 1 \mid V = v, \mathbf{C} = \mathbf{c})}{\mathbb{P}(S = 1 \mid V = v, \mathbf{C} = \mathbf{c})} \frac{\mathbb{P}(S = 1 \mid V = v, \mathbf{C} = \mathbf{c})}{\mathbb{P}(S = 1 \mid \mathbf{C} = \mathbf{c})} \mathbb{P}(S = 1 \mid \mathbf{C} = \mathbf{c}) p_{\mathbf{C}}(\mathbf{c}) d\mathbf{c} \\ &= \int_{\mathcal{C}} \mathbb{P}(Y = 1, S = 1 \mid V = v, \mathbf{C} = \mathbf{c}) p_{\mathbf{C}}(\mathbf{c}) d\mathbf{c} \\ &= \int_{\mathcal{C}} \mathbb{P}(Y = 1 \mid V = v, \mathbf{C} = \mathbf{c}) p_{\mathbf{C}}(\mathbf{c}) d\mathbf{c} \\ &= \mathbb{E} \{ \mathbb{P}(Y = 1 \mid V = v, \mathbf{C} = \mathbf{c}) \}, \end{aligned}$$

where the first equality follows by plugging in the definition of $\omega_v(\mathbf{c})$, the second equality is applying the conditional Bayes rule on $p_{\mathbf{C}}(\mathbf{c} \mid S = 1)$, i.e., $p_{\mathbf{C}}(\mathbf{c} \mid S = 1) = \mathbb{P}(S = 1 \mid \mathbf{C} = \mathbf{c}) p_{\mathbf{C}}(\mathbf{c}) / \mathbb{P}(S = 1)$, and the forth equation follows by the fact that $\{Y = 1\} = \{Y = 1, S = 1\}$ since $\{Y = 1\} \subset \{S = 1\}$.

Secondly, building on the conditional Bayes rule, we have

$$\mathbb{P}(S = 1 \mid V = v, \mathbf{C} = \mathbf{c}) = \frac{\mathbb{P}(V = v \mid S = 1, \mathbf{C} = \mathbf{c}) \mathbb{P}(S = 1 \mid \mathbf{C} = \mathbf{c})}{\mathbb{P}(V = v \mid \mathbf{C} = \mathbf{c})},$$

thus, we have

$$\frac{\mathbb{P}(S = 1 \mid V = v, \mathbf{C} = \mathbf{c})}{\mathbb{P}(S = 1 \mid \mathbf{C} = \mathbf{c})} = \frac{\mathbb{P}(V = v \mid \mathbf{C} = \mathbf{c}, S = 1)}{\mathbb{P}(V = v \mid \mathbf{C} = \mathbf{c})}.$$

Further, under the assumption that being hospitalized for symptoms of another infection is independent of vaccination conditional on covariates, i.e., $\{Y = 0, S = 1\} \perp\!\!\!\perp V \mid \mathbf{C}$, (i.e., control exchangeability assumption) we then have

$$\mathbb{P}(V = v \mid \mathbf{C} = \mathbf{c}, Y = 0, S = 1) = \frac{\mathbb{P}(Y = 0, S = 1 \mid V = v, \mathbf{C} = \mathbf{c})\mathbb{P}(V = v \mid \mathbf{C})}{\mathbb{P}(Y = 0, S = 1 \mid \mathbf{C} = \mathbf{c})} = \mathbb{P}(V = v \mid \mathbf{C} = \mathbf{c}).$$

Thus, the debiasing weights can be written as

$$\omega_v(\mathbf{c}) = \frac{\mathbb{P}(V = v \mid \mathbf{C} = \mathbf{c}, S = 1)}{\mathbb{P}(V = v \mid \mathbf{C} = \mathbf{c}, Y = 0, S = 1)}, \quad (\text{A.1})$$

and it is the ratio of propensity scores which are estimated by the whole TND sample data (numerator) and the only controls (denominator).

Lastly, using the identity that

$$\begin{aligned} \mathbb{P}(V = v \mid \mathbf{C} = \mathbf{c}, S = 1) &= \frac{\mathbb{P}(S = 1 \mid V = v, \mathbf{C} = \mathbf{c})\mathbb{P}(V = v \mid \mathbf{C} = \mathbf{c})}{\mathbb{P}(S = 1 \mid \mathbf{C} = \mathbf{c})}, \\ \mathbb{P}(V = v \mid \mathbf{C} = \mathbf{c}, Y = 0, S = 1) &= \frac{\mathbb{P}(Y = 0, S = 1 \mid V = v, \mathbf{C} = \mathbf{c})\mathbb{P}(V = v \mid \mathbf{C} = \mathbf{c})}{\mathbb{P}(Y = 0, S = 1 \mid \mathbf{C} = \mathbf{c})}; \end{aligned}$$

we can write Equation (A.1) as

$$\begin{aligned} \omega_v(\mathbf{c}) &= \frac{\mathbb{P}(V = v \mid \mathbf{C} = \mathbf{c}, S = 1)}{\mathbb{P}(V = v \mid \mathbf{C} = \mathbf{c}, Y = 0, S = 1)} = \frac{\mathbb{P}(S = 1 \mid V = v, \mathbf{C} = \mathbf{c})}{\mathbb{P}(S = 1 \mid \mathbf{C} = \mathbf{c})} \bigg/ \frac{\mathbb{P}(Y = 0, S = 1 \mid V = v, \mathbf{C} = \mathbf{c})}{\mathbb{P}(Y = 0, S = 1 \mid \mathbf{C} = \mathbf{c})} \\ &= \frac{\mathbb{P}(Y = 0, S = 1 \mid \mathbf{C} = \mathbf{c})}{\mathbb{P}(S = 1 \mid \mathbf{C} = \mathbf{c})} * \frac{\mathbb{P}(S = 1 \mid V = v, \mathbf{C} = \mathbf{c})}{\mathbb{P}(Y = 0, S = 1 \mid V = v, \mathbf{C} = \mathbf{c})}. \end{aligned}$$

The first component is

$$\frac{\mathbb{P}(Y = 0, S = 1 \mid \mathbf{C} = \mathbf{c})}{\mathbb{P}(S = 1 \mid \mathbf{C} = \mathbf{c})} = \mathbb{P}(Y = 0 \mid \mathbf{C} = \mathbf{c}, S = 1).$$

The second component is

$$\frac{\mathbb{P}(S = 1 \mid V = v, \mathbf{C} = \mathbf{c})}{\mathbb{P}(Y = 0, S = 1 \mid V = v, \mathbf{C} = \mathbf{c})} = \frac{1}{\mathbb{P}(Y = 0 \mid V = v, \mathbf{C} = \mathbf{c}, S = 1)}.$$

To sum up, the debiasing weights can also be identified as

$$\omega_v(\mathbf{c}) = \frac{\mathbb{P}(Y = 0 \mid \mathbf{C} = \mathbf{c}, S = 1)}{\mathbb{P}(Y = 0 \mid V = v, \mathbf{C} = \mathbf{c}, S = 1)} = \frac{1 - \mathbb{P}(Y = 1 \mid \mathbf{C} = \mathbf{c}, S = 1)}{1 - \mathbb{P}(Y = 1 \mid V = v, \mathbf{C} = \mathbf{c}, S = 1)}. \quad (\text{A.2})$$

Equations (A.1) and (A.2) represent two distinct forms of debiasing weights, with Equation (A.1) representing the propensity score ratio and Equation (A.2) representing the outcome probability ratio. They are mathematically identical but rely on distinct models.

B Proof of Lemma 1:

In this section, we will derive the efficient influence function of ψ_v . We will begin by deriving the efficient influence function for $\mathbb{P}_{TND}(Y = 1 \mid X = x)$ using the Gateaux derivative or “point mass contamination” (Hines et al., 2022). Note that we employ the variables Y and X as two arbitrary variables here, and the Y variable we introduce here may differ from the Y variable referenced elsewhere in this manuscript. It enables us to establish a general expression for EIFs under the TND. Subsequently, we utilize these expressions as building blocks for the computation of the specific EIFs that are of interest (Kennedy, 2022).

Let $Z = (X, Y)$ and $\delta_z = \mathbb{I}(Z = z)$ be the Dirac measure at $Z = z$, where $z = (x, 1)$. For the submodel $\mathbb{P}_{TND,\epsilon}(Z = z) = (1 - \epsilon)\mathbb{P}_{TND}(Z = z) + \epsilon\mathbb{I}(Z = \tilde{z})$, we have

$$\mathbb{P}_{TND,\epsilon}(Y = 1 \mid X = x) = \frac{\mathbb{P}_{TND,\epsilon}(Z = z)}{\mathbb{P}_{TND,\epsilon}(X = x)} = \frac{(1 - \epsilon)\mathbb{P}_{TND}(Z = z) + \epsilon\mathbb{I}(z = \tilde{z})}{(1 - \epsilon)\mathbb{P}_{TND}(X = x) + \epsilon\mathbb{I}(x = \tilde{x})}.$$

Therefore, the Gateaux derivative is

$$\begin{aligned} & \left. \frac{d}{d\epsilon} \psi \{ (1 - \epsilon)\mathbb{P}_{TND}(z) + \epsilon\delta_z \} \right|_{\epsilon=0} \\ &= \frac{d}{d\epsilon} \left[\frac{(1 - \epsilon)\mathbb{P}_{TND}(Z = z) + \epsilon\mathbb{I}(z = \tilde{z})}{(1 - \epsilon)\mathbb{P}_{TND}(X = x) + \epsilon\mathbb{I}(x = \tilde{x})} \right] \Big|_{\epsilon=0} \\ &= \frac{\{\mathbb{I}(z = \tilde{z}) - \mathbb{P}_{TND}(Z = z)\} \mathbb{P}_{TND}(X = x) - \{\mathbb{I}(x = \tilde{x}) - \mathbb{P}_{TND}(X = x)\} \mathbb{P}_{TND}(Z = z)}{\mathbb{P}_{TND}(X = x)^2} \\ &= \frac{\mathbb{I}(z = \tilde{z}) - \mathbb{P}_{TND}(Z = z)}{\mathbb{P}_{TND}(X = x)} - \frac{\mathbb{I}(x = \tilde{x}) - \mathbb{P}_{TND}(X = x)}{\mathbb{P}_{TND}(X = x)} \mathbb{P}_{TND}(Y = 1 \mid X = x) \\ &= \frac{\mathbb{I}(z = \tilde{z}) - \mathbb{I}(x = \tilde{x}) \mathbb{P}_{TND}(Y = 1 \mid X = x)}{\mathbb{P}_{TND}(X = x)} = \varphi(\tilde{z}; \mathbb{P}_{TND}) \end{aligned}$$

Therefore, the EIF of $\mathbb{P}_{TND}(Y = 1 \mid X = x)$ is

$$\frac{\mathbb{I}(Y = 1, X = x) - \mathbb{I}(X = x) \mathbb{P}_{TND}(Y = 1 \mid X = x)}{\mathbb{P}_{TND}(X = x)}. \quad (\text{B.1})$$

The consequence of this computation is that EIFs for $\pi_v(\mathbf{c}) := \mathbb{P}_{TND}(V = v \mid \mathbf{C} = \mathbf{c})$, $\pi_v^0(\mathbf{c}) := \mathbb{P}_{TND}(V = v \mid \mathbf{C} = \mathbf{c}, Y = 0, S = 1)$, and $\mu_v(\mathbf{c}) := \mathbb{P}_{TND}(Y = 1 \mid V = v, \mathbf{C} = \mathbf{c})$ are as follows.

$$\text{EIF}(\pi_v(\mathbf{c})) = \frac{\mathbb{I}(V = v, \mathbf{C} = \mathbf{c}) - \mathbb{I}(\mathbf{C} = \mathbf{c}) \mathbb{P}_{TND}(V = v \mid \mathbf{C} = \mathbf{c})}{\mathbb{P}_{TND}(\mathbf{C} = \mathbf{c})}, \quad (\text{B.2})$$

$$\text{EIF}(\pi_v^0(\mathbf{c})) = \frac{\mathbb{I}(V = v, \mathbf{C} = \mathbf{c}, Y = 0, S = 1) - \mathbb{I}(\mathbf{C} = \mathbf{c}, Y = 0, S = 1) \mathbb{P}_{TND}(V = v \mid \mathbf{C} = \mathbf{c}, Y = 0, S = 1)}{\mathbb{P}_{TND}(\mathbf{C} = \mathbf{c}, Y = 0, S = 1)}, \quad (\text{B.3})$$

$$\text{EIF}(\mu_v(\mathbf{c})) = \frac{\mathbb{I}(Y = 1, V = v, \mathbf{C} = \mathbf{c}) - \mathbb{I}(V = v, \mathbf{C} = \mathbf{c}) \mathbb{P}_{TND}(Y = 1 \mid V = v, \mathbf{C} = \mathbf{c})}{\mathbb{P}_{TND}(V = v, \mathbf{C} = \mathbf{c})}. \quad (\text{B.4})$$

Building on Equations (B.2) and (B.3), we have that the EIF for $\omega_v(\mathbf{c}) = \pi_v(\mathbf{c})/\pi_v^0(\mathbf{c})$ is

$$\text{EIF}(\omega_v(\mathbf{c})) = \frac{\pi_v^0(\mathbf{c})\text{EIF}(\pi_v(\mathbf{c})) - \pi_v(\mathbf{c})\text{EIF}(\pi_v^0(\mathbf{c}))}{[\pi_v^0(\mathbf{c})]^2} = \frac{\text{EIF}(\pi_v(\mathbf{c}))}{\pi_v^0(\mathbf{c})} - \frac{\pi_v(\mathbf{c})\text{EIF}(\pi_v^0(\mathbf{c}))}{[\pi_v^0(\mathbf{c})]^2}. \quad (\text{B.5})$$

Building on Proposition 1 and Equation (3) we have the estimand of interest, that is,

$$\psi_v(\mathbb{P}_{TND}) = \mathbb{E}_{TND} \{ \mathbb{P}_{TND}(Y = 1 \mid V = v, \mathbf{C} = \mathbf{c}) \omega_v(\mathbf{c}) \}.$$

Then, building on Example 2 in Kennedy (2022), pretending the data are discrete, we have the EIF for ψ_v , that is,

$$\begin{aligned} \text{EIF}(\psi_v) &= \text{EIF} \left[\sum_{\mathbf{c}} \mu_v(\mathbf{c}) \omega_v(\mathbf{c}) \mathbb{P}_{TND}(\mathbf{C} = \mathbf{c}) \right] \\ &= \sum_{\mathbf{c}} \left[\underbrace{\text{EIF}(\mu_v(\mathbf{c})) \omega_v(\mathbf{c}) \mathbb{P}_{TND}(\mathbf{C} = \mathbf{c})}_A \right. \\ &\quad \left. + \underbrace{\mu_v(\mathbf{c}) \text{EIF}(\omega_v(\mathbf{c})) \mathbb{P}_{TND}(\mathbf{C} = \mathbf{c})}_B + \underbrace{\mu_v(\mathbf{c}) \omega_v(\mathbf{c}) \text{EIF}(\mathbb{P}_{TND}(\mathbf{C} = \mathbf{c}))}_C \right], \end{aligned} \quad (\text{B.6})$$

where the third equality follows by Trick 2a in Kennedy (2022). Equation B.6 primarily consists of three terms. Next, we will calculate each of these terms as outlined below.

For term A, plugging in Equation (B.4), we have

$$\begin{aligned} &\sum_{\mathbf{c}} \text{EIF}(\mu_v(\mathbf{c})) \omega_v(\mathbf{c}) \mathbb{P}_{TND}(\mathbf{C} = \mathbf{c}) \\ &= \sum_{\mathbf{c}} \frac{\mathbb{I}(Y = 1, V = v, \mathbf{C} = \mathbf{c}) - \mathbb{I}(V = v, \mathbf{C} = \mathbf{c}) \mu_v(\mathbf{c})}{\mathbb{P}_{TND}(V = v, \mathbf{C} = \mathbf{c})} \omega_v(\mathbf{c}) \mathbb{P}_{TND}(\mathbf{C} = \mathbf{c}) \\ &= \sum_{\mathbf{c}} \frac{\mathbb{I}(Y = 1, V = v, \mathbf{C} = \mathbf{c}) - \mathbb{I}(V = v, \mathbf{C} = \mathbf{c}) \mu_v(\mathbf{c})}{\mathbb{P}_{TND}(V = v \mid \mathbf{C} = \mathbf{c})} \omega_v(\mathbf{c}) \\ &= \sum_{\mathbf{c}} \frac{\mathbb{I}(Y = 1, V = v, \mathbf{C} = \mathbf{c}) - \mathbb{I}(V = v, \mathbf{C} = \mathbf{c}) \mu_v(\mathbf{c})}{\mathbb{P}_{TND}(V = v \mid \mathbf{C} = \mathbf{c})} \frac{\pi_v(\mathbf{c})}{\pi_v^0(\mathbf{c})} \\ &= \sum_{\mathbf{c}} \frac{\mathbb{I}(Y = 1, V = v, \mathbf{C} = \mathbf{c}) - \mathbb{I}(V = v, \mathbf{C} = \mathbf{c}) \mu_v(\mathbf{c})}{\pi_v^0(\mathbf{c})} \\ &= \frac{\mathbb{I}(Y = 1, V = v) - \mathbb{I}(V = v) \mu_v(\mathbf{c})}{\pi_v^0(\mathbf{c})} \end{aligned}$$

For term B, to compute $\sum_{\mathbf{c}} \mu_v(\mathbf{c}) \text{EIF}(\omega_v(\mathbf{c})) \mathbb{P}_{TND}(\mathbf{C} = \mathbf{c})$, plugging in Equation (B.5), we first have

$$\begin{aligned} &\sum_{\mathbf{c}} \mu_v(\mathbf{c}) \frac{\text{EIF}(\pi_v(\mathbf{c}))}{\pi_v^0(\mathbf{c})} \mathbb{P}_{TND}(\mathbf{C} = \mathbf{c}) \\ &= \sum_{\mathbf{c}} \mu_v(\mathbf{c}) \frac{\mathbb{I}(V = v, \mathbf{C} = \mathbf{c}) - \mathbb{I}(\mathbf{C} = \mathbf{c}) \mathbb{P}_{TND}(V = v \mid \mathbf{C} = \mathbf{c})}{\pi_v^0(\mathbf{c}) \mathbb{P}_{TND}(\mathbf{C} = \mathbf{c})} \mathbb{P}_{TND}(\mathbf{C} = \mathbf{c}) \\ &= \frac{\mathbb{I}(V = v) \mu_v(\mathbf{c}) - \mu_v(\mathbf{c}) \pi_v(\mathbf{c})}{\pi_v^0(\mathbf{c})} \\ &= \frac{\mathbb{I}(V = v) \mu_v(\mathbf{c})}{\pi_v^0(\mathbf{c})} - \mu_v(\mathbf{c}) \omega_v(\mathbf{c}), \end{aligned}$$

then, we have

$$\begin{aligned}
& - \sum_{\mathbf{c}} \mu_v(\mathbf{c}) \frac{\pi_v(\mathbf{c}) \text{EIF}[\pi_v^0(\mathbf{c})]}{[\pi_v^0(\mathbf{c})]^2} \mathbb{P}_{TND}(\mathbf{C} = \mathbf{c}) \\
& = - \sum_{\mathbf{c}} \mu_v(\mathbf{c}) \frac{\pi_v(\mathbf{c}) \left\{ \mathbb{I}(V = v, \mathbf{C} = \mathbf{c}, Y = 0, S = 1) - \mathbb{I}(\mathbf{C} = \mathbf{c}, Y = 0, S = 1) \pi_v^0(\mathbf{c}) \right\}}{[\pi_v^0(\mathbf{c})]^2 \mathbb{P}_{TND}(\mathbf{C} = \mathbf{c}, Y = 0, S = 1)} \mathbb{P}_{TND}(\mathbf{C} = \mathbf{c}) \\
& = - \sum_{\mathbf{c}} \mu_v(\mathbf{c}) \frac{\pi_v(\mathbf{c}) \left\{ \mathbb{I}(V = v, \mathbf{C} = \mathbf{c}, Y = 0, S = 1) - \mathbb{I}(\mathbf{C} = \mathbf{c}, Y = 0, S = 1) \pi_v^0(\mathbf{c}) \right\}}{[\pi_v^0(\mathbf{c})]^2 \mathbb{P}_{TND}(Y = 0, S = 1 \mid \mathbf{C} = \mathbf{c})} \\
& = - \mu_v(\mathbf{c}) \frac{\pi_v(\mathbf{c}) \left\{ \mathbb{I}(V = v, Y = 0, S = 1) - \mathbb{I}(Y = 0, S = 1) \pi_v^0(\mathbf{c}) \right\}}{[\pi_v^0(\mathbf{c})]^2 \mathbb{P}_{TND}(Y = 0 \mid \mathbf{C} = \mathbf{c})}.
\end{aligned}$$

Finally, for term C, note that $\text{EIF}(\mathbb{P}_{TND}(\mathbf{C} = \mathbf{c})) = \mathbb{I}(\mathbf{C} = \mathbf{c}) - \mathbb{P}_{TND}(\mathbf{C} = \mathbf{c})$, we have $\sum_{\mathbf{c}} \mu_v(\mathbf{c}) \omega_v(\mathbf{c}) \text{EIF}(\mathbb{P}_{TND}(\mathbf{C} = \mathbf{c})) = \sum_{\mathbf{c}} \mu_v(\mathbf{c}) \omega_v(\mathbf{c}) [\mathbb{I}(\mathbf{C} = \mathbf{c}) - \mathbb{P}_{TND}(\mathbf{C} = \mathbf{c})] = \mu_v(\mathbf{c}) \omega_v(\mathbf{c}) - \psi_v(\mathbb{P}_{TND})$.

To conclude, by combining these elementary results for terms A, B, and C, based on Equation (B.6), the EIF regarding ψ_v can be expressed as follows:

$$\begin{aligned}
\text{EIF}(\psi_v) & = \left[\frac{\mathbb{I}(Y = 1, V = v)}{\pi_v^0(\mathbf{c})} - \mu_v(\mathbf{c}) \frac{\pi_v(\mathbf{c}) \left\{ \mathbb{I}(V = v, Y = 0, S = 1) - \mathbb{I}(Y = 0, S = 1) \pi_v^0(\mathbf{c}) \right\}}{[\pi_v^0(\mathbf{c})]^2 \mathbb{P}_{TND}(Y = 0 \mid \mathbf{C} = \mathbf{c})} \right] - \psi_v(\mathbb{P}_{TND}) \\
& = \left[\frac{\mathbb{I}(Y = 1, V = v)}{\pi_v^0(\mathbf{c})} - \omega_v(\mathbf{c}) \mu_v(\mathbf{c}) \left\{ \frac{\mathbb{I}(Y = 0, S = 1) [\mathbb{I}(V = v) - \pi_v^0(\mathbf{c})]}{\pi_v^0(\mathbf{c}) [1 - m(\mathbf{c})]} \right\} \right] - \psi_v(\mathbb{P}_{TND}) \\
& = \frac{\mathbb{I}(Y = 1, V = v)}{\pi_v^0(\mathbf{C})} - \mu_v(\mathbf{C}) \left\{ \frac{\mathbb{I}(Y = 0, S = 1) [\mathbb{I}(V = v) - \pi_v^0(\mathbf{C})]}{\pi_v^0(\mathbf{C}) [1 - \mu_v(\mathbf{C})]} \right\} - \psi_v(\mathbb{P}_{TND}) \\
& = \frac{\mathbb{I}(Y = 1, V = v) - \text{odds}_{TND}(Y \mid V = v, \mathbf{C}) \mathbb{I}(Y = 0, S = 1) [\mathbb{I}(V = v) - \pi_v^0(\mathbf{C})]}{\pi_v^0(\mathbf{C})} - \psi_v(\mathbb{P}_{TND}), \quad (\text{B.7})
\end{aligned}$$

where the specific form of $\omega(\mathbf{c}) = [1 - m(\mathbf{c})]/[1 - \mu_v(\mathbf{c})]$ leads to the third equality, and $\text{odds}_{TND}(Y \mid V = v, \mathbf{C})$ is the odds under \mathbb{P}_{TND} of Y given $V = v$ and \mathbf{C} .

C Proof of Lemma 2:

Proof: The EIF of $\psi_v, \varphi_v(\mathbf{Z}; \mathbb{P}_{TND}) = \frac{\mathbb{I}(Y=1, V=v)}{\pi_v^0(\mathbf{c})} - \mu_v(\mathbf{c}) \left\{ \frac{\mathbb{I}(Y=0, S=1) [\mathbb{I}(V=v) - \pi_v^0(\mathbf{c})]}{\pi_v^0(\mathbf{c}) [1 - \mu_v(\mathbf{c})]} \right\} - \psi_v(\mathbb{P}_{TND})$, gives

$$\begin{aligned}
& R_2^v(\bar{\mathbb{P}}_{TND}, \mathbb{P}_{TND}) \\
&= \psi_v(\mathbb{P}_{TND}) - \psi_v(\bar{\mathbb{P}}_{TND}) - \int \varphi_v(\bar{\mathbb{P}}_{TND}) d(\mathbb{P}_{TND} - \bar{\mathbb{P}}_{TND}) \\
&= \psi_v(\mathbb{P}_{TND}) - \psi_v(\bar{\mathbb{P}}_{TND}) - \int \left(\frac{\mathbb{I}(Y=1, V=v)}{\pi_v^0(\mathbf{c})} - \bar{\mu}_v(\mathbf{c}) \frac{\mathbb{I}(Y=0, S=1) [\mathbb{I}(V=v) - \pi_v^0(\mathbf{c})]}{\pi_v^0(\mathbf{c}) [1 - \bar{\mu}_v(\mathbf{c})]} - \psi_v(\bar{\mathbb{P}}_{TND}) \right) d\mathbb{P}_{TND} \\
&= \psi_v(\mathbb{P}_{TND}) - \int \left(\frac{\mathbb{I}(Y=1, V=v)}{\pi_v^0(\mathbf{c})} - \bar{\mu}_v(\mathbf{c}) \frac{\mathbb{I}(Y=0, S=1, V=v) - \mathbb{I}(Y=0, S=1) \pi_v^0(\mathbf{c})}{\pi_v^0(\mathbf{c}) [1 - \bar{\mu}_v(\mathbf{c})]} \right) d\mathbb{P}_{TND} \\
&= \psi_v(\mathbb{P}_{TND}) - \int \left(\frac{\mathbb{P}_{TND}(Y=1, V=v | \mathbf{c})}{\pi_v^0(\mathbf{c})} - \bar{\mu}_v(\mathbf{c}) \frac{\mathbb{P}_{TND}(Y=0, S=1, V=v | \mathbf{c}) - \mathbb{P}_{TND}(Y=0, S=1 | \mathbf{c}) \pi_v^0(\mathbf{c})}{\pi_v^0(\mathbf{c}) [1 - \bar{\mu}_v(\mathbf{c})]} \right) d\mathbb{P}_{TND} \\
&= \int \mu_v(\mathbf{c}) \omega_v(\mathbf{c}) d\mathbb{P}_{TND} - \int \left(\frac{\mu_v(\mathbf{c}) \omega_v(\mathbf{c}) \pi_v^0(\mathbf{c})}{\pi_v^0(\mathbf{c})} - \bar{\mu}_v(\mathbf{c}) \frac{\pi_v^0(\mathbf{c}) [1 - m(\mathbf{c})] - [1 - m(\mathbf{c})] \pi_v^0(\mathbf{c})}{\pi_v^0(\mathbf{c}) [1 - \bar{\mu}_v(\mathbf{c})]} \right) d\mathbb{P}_{TND} \\
&= \int \frac{\mu_v(\mathbf{c}) \omega_v(\mathbf{c}) \pi_v^0(\mathbf{c}) - \mu_v(\mathbf{c}) \omega_v(\mathbf{c}) \pi_v^0(\mathbf{c})}{\pi_v^0(\mathbf{c})} + \bar{\mu}_v(\mathbf{c}) \frac{\pi_v^0(\mathbf{c}) [1 - m(\mathbf{c})] - [1 - m(\mathbf{c})] \pi_v^0(\mathbf{c})}{\pi_v^0(\mathbf{c}) [1 - \bar{\mu}_v(\mathbf{c})]} d\mathbb{P}_{TND} \\
&= \int \frac{\mu_v(\mathbf{c}) [1 - m(\mathbf{c})] [\pi_v^0(\mathbf{c}) - \pi_v^0(\mathbf{c})]}{\pi_v^0(\mathbf{c}) [1 - \mu(\mathbf{c})]} - \bar{\mu}_v(\mathbf{c}) \frac{[1 - m(\mathbf{c})] [\pi_v^0(\mathbf{c}) - \pi_v^0(\mathbf{c})]}{\pi_v^0(\mathbf{c}) [1 - \bar{\mu}_v(\mathbf{c})]} d\mathbb{P}_{TND} \\
&= \int \frac{[\pi_v^0(\mathbf{c}) - \pi_v^0(\mathbf{c})]}{\pi_v^0(\mathbf{c})} \left[\underbrace{\frac{\mu_v(\mathbf{c}) [1 - m(\mathbf{c})]}{[1 - \mu(\mathbf{c})]}}_{(I)} - \underbrace{\bar{\mu}_v(\mathbf{c}) \frac{[1 - m(\mathbf{c})]}{[1 - \bar{\mu}_v(\mathbf{c})]}}_{(II)} \right] d\mathbb{P}_{TND}
\end{aligned}$$

where the second equality is based on the fact that $\int \varphi_v(\bar{\mathbb{P}}_{TND}) d\bar{\mathbb{P}}_{TND} = 0$ and then plugging in $\varphi_v(\bar{\mathbb{P}}_{TND})$, the third equality cancels the term $\psi_v(\bar{\mathbb{P}}_{TND})$, and the fourth equality applies iterated expectation. The fifth equality follows by the definition of $\psi_v(\mathbb{P}_{TND})$ and the facts that $\mathbb{P}_{TND}(Y=1, V=v | \mathbf{c}) = \mathbb{P}_{TND}(Y=1 | V=v, \mathbf{c}) \mathbb{P}_{TND}(V=v | \mathbf{c}) = \mu_v(\mathbf{c}) \pi_v(\mathbf{c}) = \mu_v(\mathbf{c}) \omega_v(\mathbf{c}) \pi_v^0(\mathbf{c})$, $\mathbb{P}_{TND}(Y=0, S=1 | \mathbf{c}) = [1 - m(\mathbf{c})]$, by previous definitions, and

$$\mathbb{P}_{TND}(Y=0, S=1, V=v | \mathbf{c}) = \mathbb{P}_{TND}(V=v | Y=0, S=1, \mathbf{c}) \mathbb{P}_{TND}(Y=0, S=1 | \mathbf{c}) = \pi_v^0(\mathbf{c}) [1 - m(\mathbf{c})],$$

the sixth equality aggregates the first two terms, and the seventh equality uses $\omega_v(\mathbf{c}) = [1 - m(\mathbf{c})] / [1 - \mu_v(\mathbf{c})]$. The last equality extracts the common factor $[\pi_v^0(\mathbf{c}) - \pi_v^0(\mathbf{c})] / \pi_v^0(\mathbf{c})$. For the terms (I) and (II), we have that

$$\begin{aligned}
(I) - (II) &= [1 - m(\mathbf{c})] \left(\frac{\mu_v(\mathbf{c})}{1 - \mu_v(\mathbf{c})} - \frac{\bar{\mu}_v(\mathbf{c})}{1 - \bar{\mu}_v(\mathbf{c})} \right) \\
&= \left[([1 - m(\mathbf{c})] - [1 - \bar{m}(\mathbf{c})]) \left(\frac{\mu_v(\mathbf{c})}{1 - \mu_v(\mathbf{c})} - \frac{\bar{\mu}_v(\mathbf{c})}{1 - \bar{\mu}_v(\mathbf{c})} \right) \right. \\
&\quad \left. + [1 - \bar{m}(\mathbf{c})] \left(\frac{\mu_v(\mathbf{c})}{1 - \mu_v(\mathbf{c})} - \frac{\bar{\mu}_v(\mathbf{c})}{1 - \bar{\mu}_v(\mathbf{c})} \right) \right] \\
&= \left[(m(\mathbf{c}) - \bar{m}(\mathbf{c})) (\text{odds}_v(\mathbf{c}) - \overline{\text{odds}_v}(\mathbf{c})) + [1 - \bar{m}(\mathbf{c})] (\text{odds}_v(\mathbf{c}) - \overline{\text{odds}_v}(\mathbf{c})) \right]
\end{aligned}$$

where $odds_v(\mathbf{c}) = \mu_v(\mathbf{c})/[1 - \mu_v(\mathbf{c})]$, and $\overline{odds}_v(\mathbf{c}) = \bar{\mu}_v(\mathbf{c})/[1 - \bar{\mu}_v(\mathbf{c})]$.

Therefore, building on the above two results, for $R_2^v(\bar{\mathbb{P}}_{TND}, \mathbb{P}_{TND})$, we further have

$$\begin{aligned} R_2^v(\bar{\mathbb{P}}_{TND}, \mathbb{P}_{TND}) &= \int \frac{[\bar{\pi}_v^0(\mathbf{c}) - \pi_v^0(\mathbf{c})]}{\bar{\pi}_v^0(\mathbf{c})} \left[\underbrace{\frac{\mu_v(\mathbf{c})[1 - m(\mathbf{c})]}{[1 - \mu(\mathbf{c})]}}_{(I)} - \underbrace{\bar{\mu}_v(\mathbf{c}) \frac{[1 - m(\mathbf{c})]}{[1 - \bar{\mu}_v(\mathbf{c})]}}_{(II)} \right] d\mathbb{P}_{TND}, \\ &= \int \frac{1}{\bar{\pi}_v^0(\mathbf{c})} (\mathcal{A}_v(\mathbf{c}) + \mathcal{B}_v(\mathbf{c})[1 - \bar{m}(\mathbf{c})]) d\mathbb{P}_{TND}. \end{aligned}$$

where $\mathcal{A}_v(\mathbf{c}) := [\bar{\pi}_v^0(\mathbf{c}) - \pi_v^0(\mathbf{c})][m(\mathbf{c}) - \bar{m}(\mathbf{c})][odds_v(\mathbf{c}) - \overline{odds}_v(\mathbf{c})]$, and $\mathcal{B}_v(\mathbf{c}) := [\bar{\pi}_v^0(\mathbf{c}) - \pi_v^0(\mathbf{c})][odds_v(\mathbf{c}) - \overline{odds}_v(\mathbf{c})]$.

D Proof of Theorem 1:

Proof: By definition of our proposed estimator, we have the important decomposition

$$\begin{aligned} &\psi_v(\mathbb{P}_{TND}) - \mathbb{P}_{TND,n}[\phi_v(\mathbf{Z}; \hat{\pi}_v^0, \hat{\mu}_v)] \\ &= \psi_v(\mathbb{P}_{TND}) + (\mathbb{P}_{TND} - \mathbb{P}_{TND,n})(\phi_v(\mathbf{Z}; \hat{\mathbb{P}}_{TND})) - \mathbb{P}_{TND}(\phi_v(\mathbf{Z}; \hat{\mathbb{P}}_{TND})) \\ &= \psi_v(\mathbb{P}_{TND}) - \mathbb{P}_{TND}(\phi_v(\mathbf{Z}; \hat{\mathbb{P}}_{TND})) + (\mathbb{P}_{TND} - \mathbb{P}_{TND,n})(\phi_v(\mathbf{Z}; \hat{\mathbb{P}}_{TND})) \\ &\quad - (\mathbb{P}_{TND} - \mathbb{P}_{TND,n})(\phi_v(\mathbf{Z}; \mathbb{P}_{TND})) + (\mathbb{P}_{TND} - \mathbb{P}_{TND,n})(\phi_v(\mathbf{Z}; \mathbb{P}_{TND})) \\ &= \underbrace{\psi_v(\mathbb{P}_{TND}) - \mathbb{P}_{TND}(\phi_v(\mathbf{Z}; \hat{\mathbb{P}}_{TND}))}_{(1)} \\ &\quad + \underbrace{(\mathbb{P}_{TND} - \mathbb{P}_{TND,n})(\phi_v(\mathbf{Z}; \hat{\mathbb{P}}_{TND}) - \phi_v(\mathbf{Z}; \mathbb{P}_{TND}))}_{(2)} + \underbrace{(\mathbb{P}_{TND} - \mathbb{P}_{TND,n})(\phi_v(\mathbf{Z}; \mathbb{P}_{TND}))}_{(3)}, \end{aligned}$$

where the first equation follows by adding and subtracting $\mathbb{P}_{TND}(\phi_v(\mathbf{Z}; \hat{\mathbb{P}}_{TND}))$, and the second equation is obtained by subtracting and adding $(\mathbb{P}_{TND} - \mathbb{P}_{TND,n})(\phi_v(\mathbf{Z}; \mathbb{P}_{TND}))$. For term (1), we have that

$$\begin{aligned} &\psi_v(\mathbb{P}_{TND}) - \mathbb{P}_{TND}(\phi_v(\mathbf{Z}; \hat{\mathbb{P}}_{TND})) \\ &= \psi_v(\mathbb{P}_{TND}) - \mathbb{P}_{TND}(\varphi_v(\hat{\mathbb{P}}_{TND}) + \psi_v(\hat{\mathbb{P}}_{TND})) \\ &= \psi_v(\mathbb{P}_{TND}) - \psi_v(\hat{\mathbb{P}}_{TND}) - \int \varphi_v(\mathbf{Z}; \hat{\mathbb{P}}_{TND}) d\mathbb{P}_{TND} = R_2^v(\hat{\mathbb{P}}_{TND}, \mathbb{P}_{TND}), \end{aligned}$$

with the fact that $\int \varphi_v(\hat{\mathbb{P}}_{TND}) d\hat{\mathbb{P}}_{TND} = 0$. Applying the results of Lemma 2 and the conditions given in Theorem 1 to the above expression and using Cauchy-Schwarz inequality under TND distribution ($\mathbb{P}_{TND}(fg) \leq \|f\| \|g\|$), we have that, with a constant C ,

$$\begin{aligned} \psi_v(\mathbb{P}_{TND}) - \mathbb{P}_{TND}(\phi_v(\mathbf{Z}; \hat{\mathbb{P}}_{TND})) &= R_2^v(\hat{\mathbb{P}}_{TND}, \mathbb{P}_{TND}) \\ &\leq C \left(\|\hat{\pi}_v^0 - \pi_v^0\| \|\hat{m} - m\| \|\widehat{odds}_v - odds_v\| + \|\hat{\pi}_v^0 - \pi_v^0\| \|\widehat{odds}_v - odds_v\| \right). \end{aligned}$$

That is, we have that (up to a multiplicative constant) $|\psi_v(\mathbb{P}_{TND}) - \mathbb{P}_{TND}(\phi_v(\mathbf{Z}; \hat{\mathbb{P}}_{TND}))|$ or $|R_2^v(\hat{\mathbb{P}}_{TND}, \mathbb{P}_{TND})|$ is bounded above by $\|\hat{\pi}_v^0 - \pi_v^0\| \|\hat{m} - m\| \|\widehat{odds}_v - odds_v\| + \|\hat{\pi}_v^0 - \pi_v^0\| \|\widehat{odds}_v - odds_v\|$. For term (2), since $\mathbb{P}_{TND,n}$ is the empirical measure on an independent sample from $\hat{\mathbb{P}}_{TND}$, we can apply Lemma 2 of Kennedy et al. (2020) with the assumption A1 that $\|\phi_v(\mathbf{Z}; \hat{\mathbb{P}}_{TND}) - \phi_v(\mathbf{Z}; \mathbb{P}_{TND})\| = o_{\mathbb{P}_{TND}}(1)$:

$$(\mathbb{P}_{TND} - \mathbb{P}_{TND,n})(\phi_v(\mathbf{Z}; \hat{\mathbb{P}}_{TND}) - \phi_v(\mathbf{Z}; \mathbb{P}_{TND})) = O_{\mathbb{P}_{TND}} \left(\frac{\|\phi_v(\mathbf{Z}; \hat{\mathbb{P}}_{TND}) - \phi_v(\mathbf{Z}; \mathbb{P}_{TND})\|}{\sqrt{n}} \right) = o_{\mathbb{P}_{TND}} \left(\frac{1}{\sqrt{n}} \right).$$

For term (3), we have $(\mathbb{P}_{TND} - \mathbb{P}_{TND,n})(\phi_v(\mathbf{Z}; \mathbb{P}_{TND})) = (\mathbb{P}_{TND} - \mathbb{P}_{TND,n})(\phi_v(\mathbf{Z}; \mathbb{P}_{TND}) - \psi_v(\mathbb{P}_{TND})) = (\mathbb{P}_{TND} - \mathbb{P}_{TND,n})(\varphi_v(\mathbf{Z}; \mathbb{P}_{TND}))$, because $(\mathbb{P}_{TND} - \mathbb{P}_{TND,n})(\psi_v) = 0$.

Thus, the following results are obtained when combining (1) and (2), plus term (3):

$$\begin{aligned} & \psi_v(\mathbb{P}_{TND}) - \mathbb{P}_{TND,n}[\phi_v(\mathbf{Z}; \hat{\pi}_v^0, \hat{\mu}_v)] \\ &= O_{\mathbb{P}_{TND}} \left(\|\hat{\pi}_v^0 - \pi_v^0\| \|\hat{m} - m\| \|\widehat{odds}_v - odds_v\| + \|\hat{\pi}_v^0 - \pi_v^0\| \|\widehat{odds}_v - odds_v\| \right) + (\mathbb{P}_{TND} - \mathbb{P}_{TND,n})(\varphi_v(\mathbf{Z}; \mathbb{P}_{TND})) + o_{\mathbb{P}_{TND}} \left(\frac{1}{\sqrt{n}} \right), \end{aligned}$$

where $\widehat{odds}_v(\mathbf{c}) = \hat{\mu}_v(\mathbf{c})/[1 - \hat{\mu}_v(\mathbf{c})]$, and $odds_v(\mathbf{c}) = \mu_v(\mathbf{c})/[1 - \mu_v(\mathbf{c})]$.

E Proof of the claim in Corollary 1:

Claim 1: If $\|\hat{\mu}_v - \mu_v\| = O_{\mathbb{P}_{TND}}(n^{-1/4})$, then $\|\widehat{odds}_v - odds_v\| = O_{\mathbb{P}_{TND}}(n^{-1/4})$, where $odds_v(\mathbf{c}) = \mu_v(\mathbf{c})/[1 - \mu_v(\mathbf{c})]$, and $\widehat{odds}_v(\mathbf{c}) = \hat{\mu}_v(\mathbf{c})/[1 - \hat{\mu}_v(\mathbf{c})]$.

Proof: For $\|\hat{\mu}_v - \mu_v\| = O_{\mathbb{P}_{TND}}(n^{-1/4})$, we have $\|(1 - \hat{\mu}_v) - (1 - \mu_v)\| = O_{\mathbb{P}_{TND}}(n^{-1/4})$, where $L_2(\mathbb{P}_{TND})$ norm is defined as

$$\|\hat{\mu}_v - \mu_v\| := \sqrt{\int (\hat{\mu}_v - \mu_v)^2 d\mathbb{P}_{TND}} = \sqrt{\mathbb{P}_{TND}\{(\hat{\mu}_v - \mu_v)^2\}}.$$

First, we have that if $\|\hat{\mu}_v - \mu_v\| = O_{\mathbb{P}_{TND}}(n^{-1/4})$, and $0 < \epsilon < \mu_v < 1 - \epsilon$ and $0 < \epsilon < \hat{\mu}_v < 1 - \epsilon$, then $\|\hat{\mu}_v\| = O_{\mathbb{P}_{TND}}(1)$, and $\|\frac{1}{\hat{\mu}_v}\| = O_{\mathbb{P}_{TND}}(1)$. Similarly, we have $\|(1 - \hat{\mu}_v) - (1 - \mu_v)\| = O_{\mathbb{P}_{TND}}(n^{-1/4})$, and $\|1 - \hat{\mu}_v\| = O_{\mathbb{P}_{TND}}(1)$, and

$\left\| \frac{1}{1-\hat{\mu}_v} \right\| = O_{\mathbb{P}_{TND}}(1)$. Then, we have

$$\begin{aligned}
\left\| odds_v - \widehat{odds}_v \right\| &= \left\| \frac{\mu_v}{1-\mu_v} - \frac{\hat{\mu}_v}{1-\hat{\mu}_v} \right\| \\
&= \left\| \frac{\mu_v(1-\hat{\mu}_v) - \hat{\mu}_v(1-\mu_v)}{(1-\mu_v)(1-\hat{\mu}_v)} \right\| \\
&= \left\| \frac{\mu_v(1-\hat{\mu}_v) - \mu_v(1-\mu_v) + \mu_v(1-\mu_v) - \hat{\mu}_v(1-\mu_v)}{(1-\mu_v)(1-\hat{\mu}_v)} \right\| \\
&= \left\| \frac{\mu_v[(1-\hat{\mu}_v) - (1-\mu_v)] + (1-\mu_v)(\mu_v - \hat{\mu}_v)}{(1-\mu_v)(1-\hat{\mu}_v)} \right\| \\
&\leq \left\| \frac{\mu_v[(1-\hat{\mu}_v) - (1-\mu_v)]}{(1-\mu_v)(1-\hat{\mu}_v)} \right\| + \left\| \frac{(1-\mu_v)(\mu_v - \hat{\mu}_v)}{(1-\mu_v)(1-\hat{\mu}_v)} \right\| \\
&< \left\| \frac{(1-\epsilon)[(1-\hat{\mu}_v) - (1-\mu_v)]}{\epsilon(1-\hat{\mu}_v)} \right\| + \left\| \frac{\mu_v - \hat{\mu}_v}{1-\hat{\mu}_v} \right\| \\
&\leq \left\| \frac{(1-\epsilon)[(1-\hat{\mu}_v) - (1-\mu_v)]}{\epsilon} \right\| \left\| \frac{1}{1-\hat{\mu}_v} \right\| + \|\mu_v - \hat{\mu}_v\| \left\| \frac{1}{1-\hat{\mu}_v} \right\| \\
&= \frac{(1-\epsilon)}{\epsilon} \|(1-\hat{\mu}_v) - (1-\mu_v)\| \left\| \frac{1}{1-\hat{\mu}_v} \right\| + \|\mu_v - \hat{\mu}_v\| \left\| \frac{1}{1-\hat{\mu}_v} \right\| \\
&= O_{\mathbb{P}_{TND}}(n^{-1/4}) O_{\mathbb{P}_{TND}}(1) + O_{\mathbb{P}_{TND}}(n^{-1/4}) O_{\mathbb{P}_{TND}}(1) \\
&= O_{\mathbb{P}_{TND}}(n^{-1/4}).
\end{aligned}$$

where the inequality in the fifth line uses the triangle inequality, the inequality in the sixth line follows by $0 < \epsilon < \mu_v < 1 - \epsilon$, and the inequality in the seventh line follows by the Cauchy-Schwarz inequality under TND distribution ($\mathbb{P}_{TND}(fg) \leq \|f\| \|g\|$, where $g = 1/(1 - \hat{\mu}_v)$).

F Proof of Corollary 2: Double Robustness

In this section, we show the double robustness property of $\hat{\psi}_v$. According to conditions and results of Theorem 1, the estimator proposed $\hat{\psi}_v$ is consistent with the rate of convergence given by

$$1/\sqrt{n} + \|\hat{\pi}_v^0 - \pi_v^0\| \|\hat{m} - m\| \|\widehat{odds}_v - odds_v\| + \|\hat{\pi}_v^0 - \pi_v^0\| \|\widehat{odds}_v - odds_v\|,$$

where the second and the third parts in the above equation are from

$$|R_2^v(\bar{\mathbb{P}}_{TND}, \mathbb{P}_{TND})| = O_{\mathbb{P}_{TND}} \left(\|\hat{\pi}_v^0 - \pi_v^0\| \|\hat{m} - m\| \|\widehat{odds}_v - odds_v\| + \|\hat{\pi}_v^0 - \pi_v^0\| \|\widehat{odds}_v - odds_v\| \right).$$

That is, $|R_2^v(\bar{\mathbb{P}}_{TND}, \mathbb{P}_{TND})| \leq \|\hat{\pi}_v^0 - \pi_v^0\| \left(\|\hat{m} - m\| \|\widehat{odds}_v - odds_v\| + \|\widehat{odds}_v - odds_v\| \right)$. If $\|\hat{\pi}_v^0 - \pi_v^0\| = o_{\mathbb{P}_{TND}}(1)$, then $|R_2^v(\bar{\mathbb{P}}_{TND}, \mathbb{P}_{TND})| = o_{\mathbb{P}_{TND}}(1)$.

On the other hand, consider $odds_v(c) = \mu(c)/[1 - \mu_v(c)]$. If we have $\|\hat{\mu}_v - \mu_v\| = o_{\mathbb{P}_{TND}}(1)$, then based on the proof of

the claim in Corollary 1,

$$0 \leq \left\| odds_v - \widehat{odds}_v \right\| \leq \frac{(1 - \epsilon)}{\epsilon} \left\| (1 - \hat{\mu}_v) - (1 - \mu_v) \right\| \left\| \frac{1}{1 - \hat{\mu}_v} \right\| + \left\| \mu_v - \hat{\mu}_v \right\| \left\| \frac{1}{1 - \hat{\mu}_v} \right\| = o_{\mathbb{P}_{TND}}(1),$$

we have $\left\| odds_v - \widehat{odds}_v \right\| = o_{\mathbb{P}_{TND}}(1)$; thus, $|R_2^v(\bar{\mathbb{P}}_{TND}, \mathbb{P}_{TND})| = o_{\mathbb{P}_{TND}}(1)$.

Therefore, if either the propensity score model is consistently estimated, i.e., $\|\hat{\pi}_v^0 - \pi_v^0\| = o_{\mathbb{P}_{TND}}(1)$ and/or the outcome models are, i.e., $\|\hat{\mu}_v - \mu_v\| = o_{\mathbb{P}_{TND}}(1)$, $|R_2^v(\bar{\mathbb{P}}_{TND}, \mathbb{P}_{TND})| = o_{\mathbb{P}_{TND}}(1)$ and $\hat{\psi}_v$ is consistent.

G Efficiency Theory and Estimation of ψ_{mRR}

This section presents the efficiency theory about ψ_{mRR} , building upon the foundations established for ψ_v . It encompasses a theorem regarding the von Mises expansion for ψ_{mRR} and a one-step estimator. Additionally, it explores one corollary that delves into the estimator's properties, including \sqrt{n} -consistency, asymptotic normality, and double robustness.

Theorem 2 *For the target marginal risk ratio $\psi_{mRR} = \psi_v / \psi_{v_0}$, where v and v_0 in \mathcal{V} , the von Mises expansion is*

$$\psi_{mRR}(\mathbb{P}_{TND}) = \psi_{mRR}(\bar{\mathbb{P}}_{TND}) + \psi_{mRR}(\bar{\mathbb{P}}_{TND}) \int \left[\frac{\varphi_v(\bar{\mathbb{P}}_{TND})}{\psi_v(\bar{\mathbb{P}}_{TND})} - \frac{\varphi_{v_0}(\bar{\mathbb{P}}_{TND})}{\psi_{v_0}(\bar{\mathbb{P}}_{TND})} \right] d(\mathbb{P}_{TND} - \bar{\mathbb{P}}_{TND}) + R_2(\bar{\mathbb{P}}_{TND}, \mathbb{P}_{TND}) \quad (\text{G.1})$$

where $R_2(\bar{\mathbb{P}}_{TND}, \mathbb{P}_{TND}) := \psi_{mRR}(\bar{\mathbb{P}}_{TND}) \left\{ [\psi_v(\bar{\mathbb{P}}_{TND})]^{-1} R_2^v(\bar{\mathbb{P}}_{TND}, \mathbb{P}_{TND}) - [\psi_{v_0}(\bar{\mathbb{P}}_{TND})]^{-1} R_2^{v_0}(\bar{\mathbb{P}}_{TND}, \mathbb{P}_{TND}) \right\}$, each term in the $R_2(\bar{\mathbb{P}}_{TND}, \mathbb{P}_{TND})$ is a second-order nuisance function error, for $v \in \mathcal{V}$, $\varphi_v(Z) = \mathbb{E}\mathbb{IF}(\psi_v)$ is given in Lemma 1, and $R_2^v(\bar{\mathbb{P}}_{TND}, \mathbb{P}_{TND})$ is given in Lemma 2. By plugging in $\hat{\psi}_v = \mathbb{P}_{TND,n}[\phi_v(\mathbf{Z}; \hat{\pi}_v^0, \hat{\mu}_v)]$, the one-step estimator of ψ_{mRR} , which can be viewed as an extension of Newton's methods used to emulate maximum likelihood estimators in parametric models (Bickel et al. (1993); Pfanzagl and Wefelmeyer (1982)) is given by

$$\hat{\psi}_{mRR}^{ef} = \frac{\mathbb{P}_{TND,n}[\phi_v(\mathbf{Z}; \hat{\pi}_v^0, \hat{\mu}_v)]}{\mathbb{P}_{TND,n}[\phi_{v_0}(\mathbf{Z}; \hat{\pi}_{v_0}^0, \hat{\mu}_{v_0})]}, \quad (\text{G.2})$$

where for $v \in \mathcal{V}$, $\hat{\psi}_v := \mathbb{P}_{TND,n}[\phi_v(\mathbf{Z}; \hat{\pi}_v^0, \hat{\mu}_v)]$ is given in Theorem 1.

Proof: See subsection G.1.

According to the von Mises expansion of ψ_{mRR} in Equation (G.1), by Lemma 2 of Kennedy et al. (2021), our target $\psi_{mRR}(\mathbb{P}_{TND})$ is pathwise differentiable with efficient influence function $\mathbb{E}\mathbb{IF}(\psi_{mRR}) = \left[\varphi_v(\mathbf{Z}) / \psi_v(\mathbf{Z}) - \varphi_{v_0}(\mathbf{Z}) / \psi_{v_0}(\mathbf{Z}) \right] \psi$, where $\varphi_v(Z) = \mathbb{E}\mathbb{IF}(\psi_v)$ is given in Lemma 1 for $v \in \mathcal{V}$. It's worth mentioning that Kennedy (2022)'s Strategy 2 also offers a way to derive the EIF of ψ_{mRR} through some tricks. Example 6 in Kennedy (2022) presents a similar one-step estimator for the target parameter that is in a ratio form. In addition, we observe that the estimator $\hat{\psi}_{mRR}^{ef}$ in Equation (G.2) can be derived as the quotient of individual one-step estimators for both the numerator and the denominator.

Corollary 3 *The estimator $\hat{\psi}_{mRR}^{ef}$ is \sqrt{n} -consistent and asymptotically normal under the assumptions in Theorem 1 and in Corollary 1 for $v \in \mathcal{V}$. The limiting distribution is given as $\sqrt{n}(\hat{\psi}_{mRR}^{ef} - \psi_{mRR}) \rightsquigarrow \mathcal{N}(0, \text{var}(\mathbb{E}\text{IF}(\psi_{mRR})))$, where $\text{var}(\mathbb{E}\text{IF}(\psi_{mRR})) = \psi_{mRR}^2 \text{var}[\mathbb{E}\text{IF}(\ln(\psi_{mRR}))]$. Moreover, $\hat{\psi}_{mRR}^{ef}$ is doubly robust under the assumptions in Corollary 2 for $v \in \mathcal{V}$.*

G.1 Proof of Theorem 2:

Firstly, we investigate the von Mises expansion for the marginal risk ratio $\psi_{mRR} = \psi_v / \psi_{v_0} = \exp[\ln(\psi_v) - \ln(\psi_{v_0})]$ by broadly examining the expansion of $\eta := g(\psi_v)$ for any twice continuously differentiable functions $g : \mathbb{R} \rightarrow \mathbb{R}$. Subsequently, we consider setting $g(x) = \ln(x)$ and then $g(x) = \exp(x)$ to derive the results. Finally, we show the one-step estimator of ψ .

Proof: Define $\eta := g(\psi_v)$ for any $g : \mathbb{R} \rightarrow \mathbb{R}$ functions whose first two derivatives $g'(x), g''(x)$ exist and are continuous over the domain of the function, then we apply Taylor's Theorem, for a η^* such that $g^{-1}(\eta^*) \in [g^{-1}(\eta), g^{-1}(\bar{\eta})]$,

$$g[g^{-1}(\eta)] = g[g^{-1}(\bar{\eta})] + g'(g^{-1}(\bar{\eta}))[g^{-1}(\eta) - g^{-1}(\bar{\eta})] + \frac{1}{2}g''(g^{-1}(\eta^*))[g^{-1}(\eta) - g^{-1}(\bar{\eta})]^2.$$

That is,

$$\eta = \bar{\eta} + g'(\bar{\psi}_v)(\psi_v - \bar{\psi}_v) + \frac{1}{2}g''(g^{-1}(\eta^*))[\psi_v - \bar{\psi}_v]^2. \quad (\text{G.3})$$

We further employ Lemma 2 to acquire the expression corresponding to the first-order term $(\psi_v - \bar{\psi}_v)$ and substitute it back into Equation (G.3) yields

$$g[\psi_v(\mathbb{P}_{TND})] - g[\psi_v(\bar{\mathbb{P}}_{TND})] = g'[\psi_v(\bar{\mathbb{P}}_{TND})] \left[\int \varphi_v(\bar{\mathbb{P}}_{TND}) d(\mathbb{P}_{TND} - \bar{\mathbb{P}}_{TND}) + R_2^v(\bar{\mathbb{P}}_{TND}, \mathbb{P}_{TND}) \right],$$

where each term in the $R_2^v(\bar{\mathbb{P}}_{TND}, \mathbb{P}_{TND})$ is a second-order nuisance function. Thus, for $g(x) = \ln(x)$, we have

$$\ln[\psi_v(\mathbb{P}_{TND})] - \ln[\psi_v(\bar{\mathbb{P}}_{TND})] = [\psi_v(\bar{\mathbb{P}}_{TND})]^{-1} \left[\int \varphi_v(\bar{\mathbb{P}}_{TND}) d(\mathbb{P}_{TND} - \bar{\mathbb{P}}_{TND}) + R_2^v(\bar{\mathbb{P}}_{TND}, \mathbb{P}_{TND}) \right]. \quad (\text{G.4})$$

Further, for the target parameter mRR, $\psi_{mRR} = \psi_v / \psi_{v_0} = \exp[\ln(\psi_v) - \ln(\psi_{v_0})]$, we apply Taylor's Theorem for a ψ_{mRR}^* such that $\ln(\psi_{mRR}^*)$ lies between $\ln[\psi_{mRR}(\mathbb{P}_{TND})]$ and $\ln[\psi_{mRR}(\bar{\mathbb{P}}_{TND})]$:

$$\begin{aligned} & \psi_{mRR}(\mathbb{P}_{TND}) - \psi_{mRR}(\bar{\mathbb{P}}_{TND}) \\ &= \psi_{mRR}(\bar{\mathbb{P}}_{TND}) \left[\ln(\psi_{mRR}(\mathbb{P}_{TND})) - \ln(\psi_{mRR}(\bar{\mathbb{P}}_{TND})) \right] + \frac{1}{2} \left[\ln(\psi_{mRR}(\mathbb{P}_{TND})) - \ln(\psi_{mRR}(\bar{\mathbb{P}}_{TND})) \right]^2 \psi_{mRR}^* \end{aligned} \quad (\text{G.5})$$

For the first order expression $[\ln(\psi_{mRR}(\mathbb{P}_{TND})) - \ln(\psi_{mRR}(\bar{\mathbb{P}}_{TND}))]$ we apply the results of Equation (G.4) to obtain

$$\begin{aligned} & \ln(\psi_{mRR}(\mathbb{P}_{TND})) - \ln(\psi_{mRR}(\bar{\mathbb{P}}_{TND})) \\ &= [\psi_v(\bar{\mathbb{P}}_{TND})]^{-1} \int \varphi_v(\bar{\mathbb{P}}_{TND}) d(\mathbb{P}_{TND} - \bar{\mathbb{P}}_{TND}) \\ & \quad - [\psi_{v_0}(\bar{\mathbb{P}}_{TND})]^{-1} \int \varphi_{v_0}(\bar{\mathbb{P}}_{TND}) d(\mathbb{P}_{TND} - \bar{\mathbb{P}}_{TND}) + R_2(\bar{\mathbb{P}}_{TND}, \mathbb{P}_{TND}), \end{aligned}$$

where each term in

$$R_2(\bar{\mathbb{P}}_{TND}, \mathbb{P}_{TND}) := \psi_{mRR}(\bar{\mathbb{P}}_{TND}) \left\{ [\psi_v(\bar{\mathbb{P}}_{TND})]^{-1} R_2^v(\bar{\mathbb{P}}_{TND}, \mathbb{P}_{TND}) - [\psi_{v_0}(\bar{\mathbb{P}}_{TND})]^{-1} R_2^{v_0}(\bar{\mathbb{P}}_{TND}, \mathbb{P}_{TND}) \right\}$$

is a second-order nuisance function. Substituting back into Equation (G.5), we have

$$\psi_{mRR}(\mathbb{P}_{TND}) = \psi_{mRR}(\bar{\mathbb{P}}_{TND}) + \psi_{mRR}(\bar{\mathbb{P}}_{TND}) \int \left[\frac{\varphi_v(\bar{\mathbb{P}}_{TND})}{\psi_v(\bar{\mathbb{P}}_{TND})} - \frac{\varphi_{v_0}(\bar{\mathbb{P}}_{TND})}{\psi_{v_0}(\bar{\mathbb{P}}_{TND})} \right] d(\mathbb{P}_{TND} - \bar{\mathbb{P}}_{TND}) + R_2(\bar{\mathbb{P}}_{TND}, \mathbb{P}_{TND})$$

Therefore, the efficient influence function of ψ is

$$\varphi(\mathbf{Z}; \mathbb{P}_{TND}) := \text{EIF}(\psi_{mRR}) = \text{EIF}(\psi_v/\psi_{v_0}) = \left[\frac{\varphi_v(\mathbf{Z})}{\psi_v(\mathbf{Z})} - \frac{\varphi_{v_0}(\mathbf{Z})}{\psi_{v_0}(\mathbf{Z})} \right] \psi_{mRR}, \quad (\text{G.6})$$

where for $v \in \mathcal{V}$,

$$\varphi_v(\mathbf{Z}; \mathbb{P}_{TND}) = \text{EIF}(\psi_v) = \frac{\mathbb{I}(Y = 1, V = v)}{\pi_v^0(\mathbf{c})} - \mu_v(\mathbf{c}) \left\{ \frac{\mathbb{I}(Y = 0, S = 1) [\mathbb{I}(V = v) - \pi_v^0(\mathbf{c})]}{\pi_v^0(\mathbf{c})[1 - \mu_v(\mathbf{c})]} \right\} - \psi_v.$$

For the one-step estimator of ψ_{mRR} , Equation (G.6) can also be written as

$$\varphi(\mathbf{Z}; \mathbb{P}_{TND}) := \text{EIF}(\psi) = \frac{\text{EIF}(\psi_v)}{\psi_{v_0}} - \left(\frac{\psi_v}{\psi_{v_0}} \right) \frac{\text{EIF}(\psi_{v_0})}{\psi_{v_0}}.$$

Recall the definition that $\hat{\psi}_v := \mathbb{P}_{TND,n}[\phi_v(\mathbf{Z}; \hat{\pi}_v^0, \hat{\mu}_v)]$, where

$$\phi_v(\mathbf{Z}; \hat{\pi}_v^0, \hat{\mu}_v) = \frac{\mathbb{I}(Y = 1, V = v)}{\hat{\pi}_v^0(\mathbf{c})} - \hat{\mu}_v(\mathbf{c}) \frac{\mathbb{I}(Y = 0, S = 1) [\mathbb{I}(V = v) - \hat{\pi}_v^0(\mathbf{c})]}{\hat{\pi}_v^0(\mathbf{c})[1 - \hat{\mu}_v(\mathbf{c})]},$$

then the one-step estimator is given by

$$\begin{aligned} \hat{\psi}_{mRR} &= \psi_{mRR}(\hat{\mathbb{P}}_{TND}) + \mathbb{P}_{TND,n}\{\varphi(\mathbf{Z}; \hat{\mathbb{P}}_{TND})\} \\ &= \frac{\psi_v(\hat{\mathbb{P}}_{TND})}{\psi_{v_0}(\hat{\mathbb{P}}_{TND})} + \frac{1}{\mathbb{P}_{TND,n}[\phi_{v_0}(\mathbf{Z}; \hat{\pi}_{v_0}^0, \hat{\mu}_{v_0})]} \left(\mathbb{P}_{TND,n}[\phi_v(\mathbf{Z}; \hat{\pi}_v^0, \hat{\mu}_v)] - \frac{\psi_v(\hat{\mathbb{P}}_{TND})}{\psi_{v_0}(\hat{\mathbb{P}}_{TND})} \mathbb{P}_{TND,n}[\phi_0(\mathbf{Z}; \hat{\pi}_{v_0}^0, \hat{\mu}_{v_0})] \right) \\ &= \frac{\mathbb{P}_{TND,n}[\phi_v(\mathbf{Z}; \hat{\pi}_v^0, \hat{\mu}_v)]}{\mathbb{P}_{TND,n}[\phi_0(\mathbf{Z}; \hat{\pi}_{v_0}^0, \hat{\mu}_{v_0})]} \end{aligned}$$

the second equation is derived by substituting the definitions of ψ_{mRR} , $\varphi(\mathbf{Z}; \mathbb{P}_{TND})$ (as shown in equation G.6)

and plugging in $\psi_{v_0}(\hat{\mathbb{P}}_{TND}) = \hat{\psi}_{v_0} = \mathbb{P}_{TND,n}[\phi_{v_0}(\mathbf{Z}; \hat{\pi}_{v_0}^0, \hat{\mu}_{v_0})]$, and the third equation follows from cancelling term $\psi_v(\hat{\mathbb{P}}_{TND})/\psi_{v_0}(\hat{\mathbb{P}}_{TND})$.

H Extra simulation studies

In the following section, we showcase simulation results wherein the settings violate Assumption A4 as defined in Theorem 2. This violation leads to the manifestation of extreme values in $\mu_v(\mathbf{c})$, aligning with smaller case percentages. For Table 4, Setting (I) is the same as the settings in Study 2, Setting (II) comes from the setting

Table 4: Simulation results in different settings (PS and outcome models are correctly specified)

Settings		I: 27% ~ 30%, $\psi_{mRR} = 0.128$			II: 13% ~ 17%, $\psi_{mRR} = 0.107$			III: 8% ~ 12%, $\psi_{mRR} = 0.045$		
Preval.		0.058			0.027			0.010		
Methods		IPW	OutR	EIF	IPW	OutR	EIF	IPW	OutR	EIF
250	Bias	-0.014	-0.016	-0.015	-0.011	-0.015	-0.012	-0.002	-0.004	-0.002
	MC SE	0.065	0.060	0.064	0.090	0.066	0.088	0.028	0.024	0.030
	%Cov	95	85	95	88	86	90	92	86	90
500	Bias	-0.014	-0.017	-0.015	-0.010	-0.017	-0.009	-0.004	-0.006	-0.004
	MC SE	0.044	0.041	0.044	0.048	0.039	0.047	0.019	0.016	0.019
	%Cov	94	86	95	89	84	89	91	84	92
1000	Bias	-0.016	-0.019	-0.016	-0.007	-0.016	-0.005	-0.004	-0.006	-0.004
	MC SE	0.030	0.028	0.030	0.034	0.027	0.035	0.013	0.011	0.013
	%Cov	92	83	93	90	84	91	91	84	93

Note: Settings include cases percentage and the true values of ψ_{mRR} . Preval. denotes the approximate prevalence of COVID-19 in the setting. EIF denotes the estimator of $\hat{\psi}_{mRR}^{eif}$, and OutR denotes the estimator $\hat{\psi}_{mRR}^O$ with the debiasing weights of the outcome probability ratio. Logistic regression is used to estimate both the PS model and the outcome model. MC SE stands for Monte Carlo standard errors.

where $\lambda_{COVID}(\cdot) = -5 - \log(1.5)V + 2C - 0.15\exp(C) + \log(3)U_2(1.5 - V) - 2U_1$ and symptoms (W) due to SARS-CoV-2 of $\lambda_w(\cdot) = -3.5 + \mathbb{I}(I_1 = 1) \times (0.5C - 0.5U_1)$ and $-5 + \mathbb{I}(I_2 = 1) \times [C - \log(3.5)V - U_1 + 0.5U_2(1 - V)]$, with 13% ~ 17% cases and truth $\psi_{mRR} = 0.107$, and Setting (III) comes from the setting where $\lambda_{COVID}(\cdot) = -4 - \log(1.5)V + 2C - 0.25\exp(C) + \beta_{em}V \times C + \log(3)U_2(1.5 - V) - 2U_1$ and disease symptoms (W) due to SARS-CoV-2 of $\lambda_w(\cdot) = -2.25 + \mathbb{I}(I_1 = 1) \times (0.5C - 0.5U_1)$ and $-5 + \mathbb{I}(I_2 = 1) \times [C - \log(3.5)V - U_1 + 0.5U_2(1 - V)]$, with 8% ~ 12% cases and truth $\psi_{mRR} = 0.045$.

As discussed in Section 4, confidence intervals of Settings (II) and (III) $\hat{\psi}_{mRR}^{eif}$ are undercoverage due to the violation of Assumption A4 in Theorem 2.

Table 5: Summary of the descriptive statistics from a TND study conducted by the Institut national de santé publique du Québec, Canada, on individuals exhibiting symptoms and undergoing hospitalization, from July 3 to November 5, 2022.

MM: multimorbidity.

Variables		Vaccination		Total
		V = 0: 23675 (36.9%)	V = 1: 40514 (63.1%)	64189
Age	60-69	8542 (36.1%)	8615 (21.3%)	17157
	70-79	7811 (33.0%)	13817 (34.1%)	21628
	80-89	5614 (23.7%)	13164 (32.5%)	18778
	90+	1708 (7.2%)	4918 (12.1%)	6626
Sex	Male	11510 (48.6%)	18607 (45.9%)	30117
	Female	12165 (51.4%)	21907 (54.1%)	34072
MM	Yes	16084 (67.9%)	30307 (74.8%)	46391
	No	7591 (32.1%)	10207 (25.2%)	17798
Outcomes	Cases	1323 (5.6%)	1778 (4.4%)	3101
	Controls	22352 (94.4%)	38736 (95.6%)	61088

I Additional information about real data analysis:

This section includes an extra table (Table 5) detailing the summary of descriptive statistics derived from a TND study conducted by INSPQ. Because there are multiple categories within the epidemiological observation timeframe (spanning from weeks 27 to 44 in 2022, totaling 18 categories), we have included a side-by-side bar graph in Figure 3.

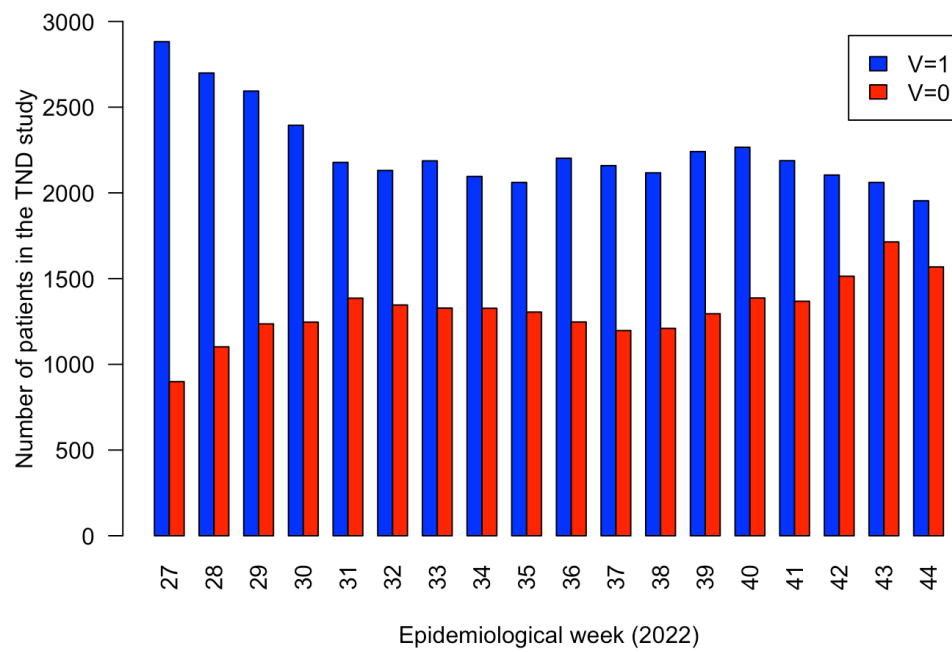


Figure 3: Bar chart depicting the patient counts in the TND study for $v = 1$ and $v = 0$, sorted by the epidemiological observation period from weeks 27 to 44 in 2022.