

Fast Neighborhood Search Heuristics for the Colorful Bin Packing Problem

Renan F. F. da Silva ^{*1}, Yulle G. F. Borges^{†1}, and Rafael C. S. Schouery^{‡1}

¹*Institute of Computing, University of Campinas (Brazil)*

Abstract

The Colorful Bin Packing Problem (CBPP) is a generalization of the Bin Packing Problem (BPP). The CBPP consists of packing a set of items, each with a weight and a color, in bins of limited capacity, minimizing the number of used bins and satisfying the constraint that two items of the same color cannot be packed side by side in the same bin. In this article, we proposed an adaptation of BPP heuristics and new heuristics for the CBPP. Moreover, we propose a set of fast neighborhood search algorithms for CBPP. These neighborhoods are applied in a meta-heuristic approach based on the Variable Neighborhood Search (VNS) and a matheuristic approach that mixes linear programming with the meta-heuristics VNS and Greedy Randomized Adaptive Search (GRASP). The results indicate that our matheuristic is superior to VNS and that both approaches can find near-optimal solutions for a large number instances, even for instances with many items.

Keywords: Cutting; Packing; Meta-heuristic; Matheuristic; Neighborhood Search

1 Introduction

In the Bin Packing Problem (BPP), there is a set of items and an unlimited set of bins of equal capacity. The objective is to allocate the items in bins, respecting their capacities and minimizing the number of used bins. A generalization of BPP is the Colorful Bin Packing Problem (CBPP), where each item also has a color, and there is an additional constraint that two items of the same color cannot be packed side by side in the same bin.

The CBPP was proposed independently by Böhm et al [5] and Dósa and Epstein [17], being studied in these articles only from the point of view of online algorithms and approximation algorithms. In particular, Böhm et al. show that the adaptations of the BPP classic algorithms First Fit, Best Fit, and Worst Fit for the CBPP have unbounded approximation ratios. Moreover, the authors prove that any online algorithm has an asymptotic competitive ratio of at least 2.5 and show an (absolute) 3.5-competitive algorithm. Also, some years before these works, Balogh et al [2] introduced the Black and White Bin Packing Problem (BWBPP), a particular case of CBPP with only two colors.

^{*}Corresponding Author: renan.silva@students.ic.unicamp.br

[†]glebbyo@ic.unicamp.br

[‡]rafael@ic.unicamp.br

Just like Balogh et al [2], the following works Chen et al [13], Balogh et al [3], and Böhm et al [6] studied approximation algorithms for online and offline versions of BWBPP and CBPP.

An exact and linear algorithm for CBPP was proposed by Alsarhan et al [1] for the particular case where all items have zero weight. Later, Borges and Schouery [7], Borges et al [8] proposed four exact algorithms for the CBPP. The first two are pseudo-polynomial formulations based on Arc Flow Formulation for the BPP proposed by Carvalho [11]. On the other hand, the last two are set-partition formulations solved by the VRPSolver framework proposed by Pessoa et al [30].

Balogh et al [2] presents two applications for CBPP. The first one is in packing problems of two-dimensional objects of similar widths that must be packed alternately. For example, consider the contents of information and advertisement on video-content sharing portals (like YouTube) and Social Media, which should fit under each other due to the tiny display of smartphones. Thus, the maximum content that fits in one screen is the bin capacity, the content height is the item size, the information contents have the color white, and advertisement contents have the color black.

The second application is commercial breaks on radio or TV, where commercials of different lengths and genres must be scheduled for commercial blocks. In this case, the length of the commercial blocks represents the bin capacity, and the commercial duration is the item size. Two commercials of the same genre have the same color to prohibit them from being transmitted in sequence.

The CBPP is an NP-hard problem since it is a generalization of BPP (Karp [25]). For dealing with NP-hard problems, in addition to the exact algorithm approach, another interesting approach is heuristic algorithms, in particular, the meta-heuristic approach, which commonly finds high-quality solutions in reasonable computational time.

In this article, we study CBPP using meta-heuristic and matheuristic approaches, and, as far as we know, it is the first study in the literature to use this approach. Next, we present a literature review of heuristic approaches to BPP and present our contribution to CBPP.

1.1 Literature Review

Many authors have studied BPP and its variants in the literature, using much as exact algorithms as meta-heuristic algorithms. Next, we present a review of the best-known algorithms for BPP and its generalization called the Cutting Stock Problem (CSP). Also, we introduce the main studies that utilize the VNS in the BPP.

The BPP exact algorithms are based on two main formulation types: the formulation of Gilmore and Gomory [21] and the Arc Flow Formulation of Carvalho [11]. Other works that use Gilmore and Gomory Formulation are Vance [31], Belov and Scheithauer [4], and Wei et al [32]. On the other hand, for the arc flow, there are the following works Brandão and Pedroso [9], Delorme and Iori [14], and de Lima et al [26].

Conversely, in the heuristic algorithm approach, Fleszar and Hindi [19] study the Variable Neighborhood Search (VNS) meta-heuristic applied to BPP. In this work, the authors use a variation of the heuristic called Minimum Bin Slack, proposed by Gupta and Ho [23] as an initial solution

for VNS. This combination proved to be quite powerful and is able to find the optimal solution in 1329 of the 1370 instances evaluated.

Sequentially, Loh et al [27] use the Weight Annealing meta-heuristic in the BPP, which finds optimal solutions in all instances used by Fleszar and Hindi. Castelli and Vanneschi [12] propose a BPP heuristic called BPHS, which is used as the initial solution of the VNS. Despite promising results, this combination has shown a lower performance than two previous studies.

Finally, González-San-Martín et al [22] presents a comparative study among nineteen heuristic algorithms proposed in the last two decades. The best algorithm in the study was the Consistent Neighborhood Search (CNS) introduced by Buljubašić and Vasquez [10], which solved 99.81% of the studied instances.

1.2 Our Contributions

In this article, we study the CBPP using five initial construction heuristics. The first two are adaptations of heuristics of the BPP called Best Fit Decreasing and Minimum Bin Slack. The last three are heuristics proposed by us called Good Ordering, Hard BFD, and Two-by-Two. In sequence, we present a meta-heuristic approach for CBPP using the VNS, which uses the previous heuristics to build the initial solution. Lastly, we propose a new matheuristic that mixes linear programming with the meta-heuristics VNS and Greedy Randomized Adaptive Search (GRASP). Our results show that our approaches can find near-optimal solutions for instances of up to 10^4 items in seconds. In particular, for all instances studied of up to 2×10^3 items and with the known optimal solution, our approaches, in 60 seconds, find solutions that use at most one extra bin than an optimal solution.

The article is organized as follows. In Section 2, we present a formal definition for CBPP. Next, in Section 3, we present some convenient notations and prove a proposition that provides easy handling of color constraints. In Section 4, we propose an Auxiliary Algorithm, which we use as a subroutine in some of our algorithms. The initial heuristics, the VNS, and the matheuristic are introduced, respectively, in Sections 5, 6, and 7. Finally, the computational results and conclusion are present in Sections 8 and 9.

2 Colorful Bin Packing Problem

In the CBPP, given a set of bins with capacity W and a set of items $I = \{1, \dots, n\}$, where each item i has a weight $0 < w_i \leq W$ and a color $c_i \in \mathbb{N}$, the objective is to pack each item $i \in I$ in the bins $\{B_1, \dots, B_k\}$, with minimum k and satisfying the capacity and color constraints. That is, for every $1 \leq r \leq k$, we need to satisfy the capacity constraint $\sum_{i \in B_r} w_i \leq W$ and the color constraints: there is a permutation π of B_r such that, for every item pair (i, j) in B_r , if $c_i = c_j$, then $\pi(i) \neq \pi(j) + 1$, i.e., two items with the same color cannot be packed side by side.

A subset of items $p \subseteq I$ is called a *pattern* if it satisfies the capacity and color constraints. A solution for the CBPP is a set of patterns where each item belongs to exactly one pattern. Next, we present a possible formulation for the CBPP, which is based on the one proposed by Gilmore

and Gomory [21] for the BPP:

$$\begin{aligned}
 \text{(P)} \quad & \text{minimize} \quad \sum_{p \in \mathcal{P}} \lambda_p \\
 & \text{subject to} \quad \sum_{p \in \mathcal{P} \wedge i \in p} \lambda_p = 1, \quad i \in I \\
 & \lambda_p \in \{0, 1\}, \quad \forall p \in \mathcal{P}
 \end{aligned} \tag{1}$$

$$\lambda_p \in \{0, 1\}, \quad \forall p \in \mathcal{P} \tag{2}$$

where \mathcal{P} is the set of all patterns, and for each $p \in \mathcal{P}$, we have a binary variable λ_p that is equal to 1 if, and only if, the pattern p is used. The objective function minimizes the number of patterns used. Note that the cardinality of \mathcal{P} cannot be polynomially bounded by the number of items. Therefore, this formulation is usually solved by column generation, just like done by Belov and Scheithauer [4] and Wei et al [32] for the BPP.

3 Notations

Considering a fixed feasible solution for the CBPP, we use throughout this article the following notations: item i is packed in bin $B(i)$; the residual capacity $res(r)$ of bin B_r is $W - \sum_{j \in B_r} w_j$; and $tight(r)$ is the color that if added in B_r violates the color constraints. If this color does not exist, we define $tight(r) = \emptyset$. As we will see, if any color satisfies this property, then this color is unique.

Moreover, we assume in some algorithm complexity analyzes that the items are sorted by weight, and bins of a solution are sorted by residual capacity. We do this because these algorithms are called multiple times using as input the output of the previous call. Since these algorithms move only a constant number of items, we can maintain both sets ordered in $O(n)$.

Finally, Borges et al [8] presents a necessary and sufficient condition for the existence of a permutation π of bin B_r that satisfies the color constraints without the need to build it. Lemma 1 introduces this condition using the notation used in this paper. Given the simplicity of this condition, our algorithms focus only on guaranteeing its validity. So, given the final solution found by our algorithms, we can build π for each B_r with time complexity $\Theta(|B_r| \log |B_r|)$ using the algorithm proposed by Borges et al [8] (this complexity is needed to sort the items by color frequency). If we do that for each bin $1 \leq r \leq k$, we find the permutation of all bins from the final solution in $O(n \log n)$.

Lemma 1. *Let $1 \leq r \leq k$ and $S = B_r$. Let g be one of the most frequent colors of S , S_g be the subset of S of items with the color g , and S_o be the subset of S of items with a color different than g . Then, there is a permutation π of B_r that satisfies color constraints if, and only if, $|S_g| \leq |S_o| + 1$. Also, if $|S_g| = |S_o| + 1$, then $tight(r) = g$ and g is unique.*

4 Auxiliary Algorithm

Given a set of items I sorted in non-increasing order of weight and a set of bins \mathcal{B} sorted in non-increasing order of residual capacity, in several of our algorithms, we need to find, for each $i \in I$,

the fullest bin $B_r \in \mathcal{B}$ where i can be packed. In some cases, we have $B(i) \neq \emptyset$, that is, i is already packed in some bin of \mathcal{B} and, in this case, we demand that $B_r \neq B(i)$. For simplicity, we consider that if for an item $i \in I$ there is no bin B_r satisfying these constraints, then the answer for the item i is 0 (which is an invalid index). Next, we show an algorithm with time complexity $\Theta(|I| + |\mathcal{B}|)$ to solve this problem.

The algorithm aims to find a pair set $\{(i, t(i)) : 1 \leq i \leq |I|\}$, where $t(i)$ is the index of some fullest bin that the item i can be packed satisfying the given constraints. A relaxation of this problem consists in finding a mapping between I and \mathcal{B} , such that $t(i) \leq t(j)$ for $i < j$ and i does not fit in $t(i) + 1$, i.e., ignoring the color constraints and that i can be packed in $B_r \in \mathcal{B}$. An algorithm to solve this relaxation in $\Theta(|I| + |\mathcal{B}|)$ is shown in the first part of Algorithm 1.

Next, we show how to fix the invalid answers of the relaxation in $\Theta(|I| + |\mathcal{B}|)$. Note that if the answer for i is invalid, we need to decrement $t(i)$ until we find the first valid move since the relaxation guarantees that i does not fit in any bin of index greater than $t(i)$.

There are two cases of invalid answers. The first is when $t(i)$ is equal to the $B(i)$, and we can decrement $t(i)$ to fix it. The second possibility is if $tight(t(i)) = c_i$, and we can fix it going to the first previous bin $prev[t(i)]$ with a *tight* color different of $t(i)$. To make this process efficient, we can precompute the vector *prev* with the answer for all bins using dynamic programming. The second part of the Algorithm 1 shows how to do this in $O(|\mathcal{B}|)$.

Finally, we can fix the same (invalid) answer at most three times since the first case can occur only once, and the second case cannot occur consecutively. So, we can conclude that the Auxiliary Algorithm shown in the Algorithm 1 has time complexity $\Theta(|I| + |\mathcal{B}|)$.

5 Initial Heuristics

In this section, we present five fast CBPP heuristics. The solutions found by these heuristics are utilized as the initial solution of the VNS and the matheuristic.

5.1 Best Fit Decreasing

For BPP, Best Fit heuristic processes the items in a given permutation and packs the current item in the bin with the lowest residual capacity that it fits. We create a new bin if the item does not fit in any bin. The Best Fit Decreasing (BFD) heuristic is similar to Best Fit, with the difference that the items are processed in non-increasing order of weight.

A direct adaptation of both heuristics for the CBPP is to pack the current item in the fullest bin so that it fits and does not violate the color constraints.

5.2 Good Ordering

An example of a bad case for BFD is to take bin capacity $W = \frac{3n}{2}$, with $\frac{n}{2}$ items of weight 2 and color 0, and $\frac{n}{2}$ items of weight 1 and color 1. For the instances with this property, the optimal solution uses only 1 bin, but the solution given by the BFD uses $\frac{n}{2}$ bins. Thus, the non-increasing

Algorithm 1: Auxiliary Algorithm.

input : The sets of items I and bins \mathcal{B} , both sorted
output: The set of pairs $(i, t(i))$, for $1 \leq i \leq |I|$

// Find a relaxed solution

```

1  $to \leftarrow$  vector of size  $|I|$ 
2  $last \leftarrow 0$ 
3 for  $i \leftarrow 1$  to  $|I|$  do
4   while  $last + 1 \leq |\mathcal{B}|$  and  $i$  fits in  $\mathcal{B}[last + 1]$  do
5      $last \leftarrow last + 1$  // This line is executed at most  $O(|\mathcal{B}|)$  times.
6    $t(i) \leftarrow last$ 

// Compute the vector prev
7  $prev \leftarrow$  vector of size  $|\mathcal{B}|$  filled with 0
8 for  $j \leftarrow 2$  to  $|\mathcal{B}|$  do
9   if  $tight(j) \neq \emptyset$  and  $tight(j) = tight(j - 1)$  then
10     $prev[j] \leftarrow prev[j - 1]$ 
11  else
12     $prev[j] \leftarrow j - 1$ 

// Fix the relaxed solution
13 for  $i \leftarrow 1$  to  $|I|$  do
14   for  $k \leftarrow 1$  to 2 do
15     if  $t(i) = B(i)$  then
16        $t(i) \leftarrow t(i) - 1$ 
17     if  $t(i) \neq 0$  and  $tight(t(i)) = c_i$  then
18        $t(i) \leftarrow prev[t(i)]$ 

```

order may lead to a poor performance of Best Fit. With this in mind, we propose the Good Ordering (GO) heuristic that uses the Best Fit heuristic with a “good ordering”.

We build the good-ordering R incrementally, choosing in each step an item to be added at the end of R . Let S be the non-packed items, g be one of the most frequent color of S , S_g be the subset of S of items with the color g , and S_o be the subset of S of items with a color different from g . Then, in each step, we check if $|S_g| > |S_o| + 1$. In the positive case, we select the heaviest item of S_g . Otherwise, we select the heaviest item with a different color than the last item of R . Note that this algorithm finds the optimal solution for the bad case of BFD mentioned.

5.3 Minimum Bin Slack

The Minimum Bin Slack (MBS) is a BPP heuristic proposed by Gupta and Ho [23]. In each step of the MBS, we create a bin B_r with the subset of remaining items that better fill it. To find this subset, we enumerate all valid sets, using the items in non-increasing order of weight. The MBS’ is a proposed modification by Fleszar and Hindi [19] that replaces the enumeration with

Branch-and-Bound and forces the heaviest remaining item to be part of the chosen subset.

We also consider MBS' for the CBPP. For the adaptation of this algorithm, it would be sufficient to impose that all partial solutions of the Branch-and-Bound respected the color constraints, i.e., each subset should be a valid pattern for CBPP (defined in the Section 2). However, this proved to be slow and led to low-quality solutions.

Seen this, we have made two modifications. The first one imposes a limit of $n \log n$ iterations to choose each pattern, where an iteration is an attempt to pack an item in the bin, improving the time execution. Upon reaching the iteration limit, we choose the best pattern seen so far. We decide this iteration limit empirically, based only on its apparent lack of significant influence on the quality of the solutions found. Moreover, the algorithm version using this first modification in our experiments is called MBS'.

The second modification focuses on improving the quality of solutions, and we do it by replacing the non-increasing order with the good-ordering. The algorithm with both modifications is called MBS'-GO.

5.4 Hard BFD

The Hard BFD is a new heuristic that tries to pack an item i using BFD in the opened bins. If it fails, then we run an alternative routine. In this routine, we select an item j , among the items with a color different from the color of i , that produces the destination bin B_r with the lower residual capacity when i and j are packed together. If there is no valid move in the above routine, then we pack i alone in a new bin.

The pseudocode of the Hard BFD heuristic is presented in Algorithm 2. Since all lines inside the while loop have complexity $O(n)$, this algorithm has time complexity $O(n^2)$.

5.5 Two-by-Two

Next, we propose a heuristic called Two-By-Two, which consists of an iterative procedure. In each iteration, we create a bin B_r and make moves, i.e., choose items to be packed, that minimize a function f . First, we select an item to pack in B_r . Sequentially, in each step, we make the best move between packing one or two items in B_r . If there are no more valid moves, we begin a new iteration.

Let S be the non-packed items, g be one of the most frequent colors of S , S_g be the subset of S of items with the color g , and S_o be the subset of S of items with a color different from g . The function f simulates the execution of the move and evaluate

$$\left(\frac{res(r)}{W}\right)^2 + |S| \cdot \left(\frac{|S_g|}{|S|} - \frac{|S_g^0|}{|S^0|}\right)^2,$$

where S^0 and S_g^0 are the sets of S and S_g at the beginning of the algorithm. In the first term of f , the factor $res(r)$ prioritizes the moves that better fill the bin B_r . The second term of f penalizes the appearance of color discrepancy. One intuitive thinking is that if we choose a random sample

Algorithm 2: Hard BFD.

input : The set of items I
output: A feasible solution \mathcal{B}

```

1  $\mathcal{B} \leftarrow \emptyset$  # Empty Solution
2 while  $I$  is not empty do
3   Remove the heaviest item  $i$  from  $I$ 
4   if  $i$  can be packed in some bin of  $\mathcal{B}$  then
5     | pack  $i$  in bin  $B_r \in \mathcal{B}$  with the lowest residual capacity
6   else
7     |  $\mathcal{B}' \leftarrow$  temporary bins created by adding  $i$  in each  $B_r \in \mathcal{B}$  with enough free space
8     |  $I' \leftarrow$  items of  $I$  with a color different of  $i$ 
9     |  $moves \leftarrow \text{AuxiliarAlgorithm}(I', \mathcal{B}')$ 
10    | if  $moves \neq \emptyset$  then
11      | Let  $(j, B'_r)$  the best move in  $moves$ , and  $B_r$  the bin in  $\mathcal{B}$  that originated  $B'_r$ 
12      | Pack the items  $i$  and  $j$  in  $B_r$ , and remove  $j$  from  $I$ 
13    | else
14      | Pack  $i$  in a new bin  $B_r$ , and add  $B_r$  in  $\mathcal{B}$ 

```

of bins from an optimal solution, then the color proportion of the sample should be close to $\frac{|S_g^0|}{|S^0|}$. Therefore, the second term penalizes the absolute difference for this proportion. The multiplicative factor $|S|$ is necessary because, without it, the penalty only becomes relevant close to the final of the algorithm.

To find the two items i and j that minimize f , we can enumerate the possibilities, deciding whether $i \in S_g$ or $i \in S_o$, doing the same for j . In this way, the second term of f is constant, and the pair (i, j) that minimizes f is the one that best fills the bin, which we can find using the Auxiliar Algorithm. In Algorithm 3, we present the pseudocode of this heuristic with time complexity $\Theta(n^2)$.

6 Variable Neighborhood Search

The Variable Neighborhood Search (VNS) is a meta-heuristic proposed by Mladenović and Hansen [28] composed by an objective function f , a set of neighborhoods $\{\mathcal{N}_1, \dots, \mathcal{N}_k\}$, and a *Shake* function. Next, we present them in more detail.

6.1 Objective function

Our objective function f has two levels: the primary objective that seeks to minimize the number of used bins and the secondary objective that seeks the lowest lexicographic order in the residual vector. The residual vector consists of the residual capacity of used bins in non-decreasing order.

Algorithm 3: Two-by-Two.

input : The set of items I
output: A feasible solution \mathcal{B}

```

1  $\mathcal{B} \leftarrow \emptyset$  # Empty Solution
2 while  $|I| > 0$  do
3    $B_r \leftarrow$  new bin with the item  $i$  that minimize  $f$ 
4   Remove  $i$  from  $I$ 
5   while  $|I| > 0$  do
6      $bestMove \leftarrow$  best move with one item (if it exists)
7     foreach possibility of  $S_1, S_2 \in \{S_g, S_o\}$  do
8        $\mathcal{B}' \leftarrow$  temporary bins created by adding independently each item  $i \in S_1$  in  $B_r$ 
9        $moves \leftarrow \text{AuxiliarAlgorithm}(S_2, \mathcal{B}')$ 
10      Evaluate each move found on the two lines above and update  $bestMove$ 
11      if  $bestMove \neq \emptyset$  then
12        Make the best move, remove used items from  $I$ , and update  $S, S_g$ , and  $S_o$ .
13      else
14         $\mathcal{B} \leftarrow \mathcal{B} \cup \{B_r\}$ 
15      break

```

6.2 Neighborhoods

Let I be the set of all items, and be $\mathcal{B} = \{B_1, \dots, B_k\}$ be a feasible solution. The neighborhood $\mathcal{N}_k(\mathcal{B})$ is the set of all feasible solutions reachable from \mathcal{B} when making a move of a specific type. One element of this set is called a *neighbor* of \mathcal{B} .

The VNS performs local searches in neighborhoods, as will be explained below. One relevant factor is the heuristic used in the local search. In our VNS, we use the *Best Improvement* heuristic, which analyzes all neighbors of a solution and changes to the best neighbor (in terms of the objective function).

Our VNS has neighborhoods with the moves: Move-Item, Swap-Items, Swap-and-Move, and Move-Two-to-One. The number of items changed in one move is constant for these neighborhoods, which just change a constant number of bins and elements in the residual vector (of the second objective function). As we can compare two neighborhoods using their variations in the objective function, it can be done in $O(1)$. Next, we present our neighborhoods, showing optimizations to obtain fast algorithms even for large instances.

6.2.1 Move-Item Neighborhood

The Move-Item Neighborhood moves an item from one bin to another. We can move an item i to the bin B_r if $w_i \leq res(r)$, $tight(r) \neq c_i$, $B_r \neq B(i)$ and $B(i) \setminus i$ satisfy the color constraints. In this case, we say that (i, B_r) is a valid move.

For the CBPP, one possible algorithm for this neighborhood is to adapt the algorithm used

by Fleszar and Hindi [19] for the BPP, that have time complexity $O(n^2)$. In this, for each item i , we iterate in the bins given in non-ascending order of residual capacity. Then, we check if the move (i, B_r) is valid, where B_r is the current bin, and evaluate it if so. Besides, we stop the search when we find the first bin B_r such that $w_i > \text{res}(r)$, since the ordering guarantee that the bins forward also do not have space for the item i .

However, it is not necessary to evaluate all moves to find the best one. Applying the Auxiliary Algorithm using the current solution \mathcal{B} , it returns the best move for each item $i \in I$, so the best one is the best move between them. It gives us an implementation of the Move-Item Neighborhood with time complexity $\Theta(n)$.

6.2.2 Swap-Items Neighborhood

The Swap-Items Neighborhood performs a swap between two items from different bins. We can swap two items i and j , with $w_i \leq w_j$, between the bins $B(i)$ and $B(j)$ if $B(i) \neq B(j)$, $\text{res}(B(i)) + w_i - w_j \geq 0$, and the bins satisfy the color constraints after the swap. In this case, we say that (i, j) is a valid move.

Fleszar and Hindi [19] propose for the BPP a Swap-Items Neighborhood with complexity $O(n+M)$, where M is the number of valid moves, which can be very fast in some solutions with little free space. We present the pseudocode of this neighborhood in the Algorithm 4.

Algorithm 4: Swap-Items — Fleszar and Hindi Version.

input : The set of items I sorted in non-decreasing order

output: The best move seen

```

1 for  $i$  from 1 to  $|I|$  do
2   for  $j$  from  $i + 1$  to  $|I|$  do
3     if  $\text{res}(B(i)) + w_i - w_j < 0$  then
4       break
5     check if the move  $(i, j)$  is valid, and evaluate it if so

```

For the CBPP, we could use the same algorithm, but it is possible to do something slightly better. To achieve this, we use the items in non-decreasing order of weight and consider that if $w_i = w_j$ and $i < j$, then $\text{res}(B(i)) \leq \text{res}(B(j))$. Now, we do something analogous to Algorithm 4, but using a better starting point for j . For i fixed, we use j equal to the greater k such that $\text{res}(B(i)) + w_i - w_k \geq 0$, which can be found using a binary search. Then, we iterate decreasing in j , checking if the move is valid, and evaluate it. We stop when we find the first move that increases the objective function. Moreover, for fixed $i < j$ and i , it is possible to prove that this move is the best one.

Although the time complexity of this algorithm is $O(n \log n + M)$, in our tests, it performed better than Fleszar and Hindi's algorithm, especially in large instances. Algorithm 5 presents the pseudocode of this algorithm.

Algorithm 5: Swap-Items — Our Version.

input : The set of items I sorted in non-decreasing order
output: The best move among the stored moves

```

1 for  $i$  from 1 to  $|I|$  do
2    $j \leftarrow$  greater  $k$  such that  $res(B(i)) + w_i - w_k \geq 0$ 
3   while  $w_i \neq w_j$  do
4     if  $(i, j)$  is a valid improvement move then
5       store  $(i, j)$ 
6     break
7    $j \leftarrow j - 1$ 

```

6.2.3 Move-Two-to-One Neighborhood

The Move-Two-to-One Neighborhood selects two items from different bins to move to a third bin. The naive implementation of this neighborhood has complexity $O(n^3)$. However, it is possible to do better. We choose an item i and move it to all other bins $B \setminus B(i)$, creating a set B' of temporary bins. So, we use the Auxiliary Algorithm in sets $I \setminus \{i\}$ and B' , which gives us the best destination bin for each pair of items (i', j) , where $i' = i$ and $j \in I \setminus \{i\}$. If we repeat this process for each item $i \in I$, we have an algorithm for this neighborhood with time complexity $\Theta(n^2)$.

6.2.4 Swap-and-Move Neighborhood

The Swap-and-Move Neighborhood selects three items i, j, k from different bins, then swaps i and j , and moves k to $B(i)$ (its bin before the move). This neighborhood has complexity $O(n^3)$ when implemented in the completed way, which offers a low cost-benefit, so we use a restricted version from this one.

Instead of testing all the possibilities of k , we test only the heaviest item that can be moved to $B(i)$. The first candidate for k is the heaviest item that fits in $B(i)$, and we can use a binary search to find it.

As the answer can be invalid like in the Auxiliary Algorithm, we can fix the answer with the same strategy of the vector *prev*. However, now we should find an item to pack in each bin while the Auxiliary Algorithm finds a bin to pack each item. Thus, we index our *prev* vector by the items to solve this issue. A position *prev*[h] stored the previous position l which the tight color from bin $B(I[h])$ is different from bin $B(I[l])$. Unfortunately, using this idea, the number of times necessary to fix the same answer now is $O(|B|_{\max})$, where $|B|_{\max}$ is the maximum number of items in a bin. It occurs because, this time, we might be unlucky to iterate over all items from bins of origin ($B(i)$ and $B(j)$) before finding a valid move.

As finding the item k of each swap takes $O(\log n + |B|_{\max})$, and there are $O(n^2)$ swaps, we have an algorithm with time complexity $O(n^2 \cdot (\log n + |B|_{\max}))$. In Algorithm 6, we present the pseudocode of this neighborhood.

Algorithm 6: Swap-and-Move Neighborhood.

input : The set of items I sorted and a solution \mathcal{B}
output: The best move among the stored moves

- 1 $I' \leftarrow$ all items of I that can be removed from their bins without violating the color constraints
- 2 $prev \leftarrow$ array of weight $|I'|$ filled with 0
- 3 **for** $i \leftarrow 2$ **to** $|I'|$ **do**
- 4 **if** $tight(B(i)) \neq \emptyset$ **and** $tight(B(j)) = tight(B(j-1))$ **then**
- 5 $prev[j] \leftarrow prev[j-1]$
- 6 **else**
- 7 $prev[j] \leftarrow j-1$
- 8 **foreach** $swap(i, j)$ *that satisfies capacity constraints* **do**
- 9 $h \leftarrow$ greater k in I' such that $res(B(i)) + w_i - w_j - w_{I'[k]} \geq 0$
- 10 $t_i \leftarrow tight(B(i) \cup \{j\} \setminus \{i\})$
- 11 **while** $h \geq 1$ **do**
- 12 **if** $B(I'[h]) = B(i)$ **or** $B(I'[h]) = B(j)$ **then**
- 13 $h \leftarrow h-1$
- 14 **if** $h \geq 1$ **and** $t_i = c_{I'[h]}$ **then**
- 15 $h \leftarrow prev[h]$
- 16 **if** $h \geq 1$ **and** $(i, j, I'[h])$ *is a valid move* **then**
- 17 store $(i, j, I'[h])$
- 18 **break**

6.3 Shake Algorithm

The Shake Algorithm is a function that makes random moves, seeking to escape from local optimal. In particular, our Shake chooses to execute one of two subroutines with equal probability. In the first subroutine, we performed 20 moves with the constraint that each bin belongs to a maximum of one move. The possible moves are to move one item or swap two items. In the second subroutine, we select two bins and then repack their items in a random order using the Best Fit heuristic.

Note that we use a very aggressive Shake since its moves can make the solution much worse. Our Shake is based on the one proposed by Fleszar and Hindi [19] for the BPP, which is equal to the first subroutine without the constraint that bins must be distinct in different moves. The second routine was added because the perturbation generated by the first one can be small in instances with little free space.

6.4 Algorithm

Our VNS starts with $k = 1$ and receives a feasible solution \mathcal{B} built with some initial heuristics presented. At each step, we do a local search in \mathcal{B} with the neighborhood \mathcal{N}_k until we reach a solution \mathcal{B}' , which is locally optimal. If \mathcal{B}' is better than \mathcal{B} , then we make $\mathcal{B} \leftarrow \mathcal{B}'$ and $k \leftarrow 1$.

Otherwise, we make $k \leftarrow k + 1$. This process runs until $k = |\mathcal{N}| + 1$. At this point, we execute the Shake routine to generate a random perturbation in \mathcal{B} , and we start a new iteration with $k = 1$.

We need a stop criterion for this process not to run indefinitely. In our case, there are two stop criteria. The first is if the solution reaches the lower bound L_1 , where $L_1 = \left\lceil \sum_{i \in I} \frac{w_i}{W} \right\rceil$, which is the minimum number of bins to pack the items if we can fragment them. The second is an execution time limit t_{\max} . Upon meeting any of these criteria, the algorithm returns the best between the initial solution and the solutions at the end of each local search. The pseudocode of our VNS is presented in Algorithm 7. Note that the internal *while* is the Variable Neighborhood Decreasing (VND) meta-heuristic, and it differs from the usual VNS, which uses the Shake Algorithm before each local search. This VNS version is also used by Fleszar and Hindi [19] and achieved better results in our experiments.

Algorithm 7: VNS.

input : The set of neighborhoods \mathcal{N} , the objective function f , and a feasible solution \mathcal{B}
output: The incumbent solution

```

1 incumbent  $\leftarrow \mathcal{B}$ 
2 while do not reach any stopping criteria do
3    $k \leftarrow 1$ 
4   while do not reach any stopping criteria and  $k \leq |\mathcal{N}|$  do
5      $\mathcal{B}' \leftarrow \text{BestImprovement}(\mathcal{N}_k, \mathcal{B})$ 
6     if  $f(x') < f(x)$  then
7        $\mathcal{B} \leftarrow \mathcal{B}'$ 
8        $k \leftarrow 1$ 
9       if  $f(x) < f(\text{incumbent})$  then
10         $\text{incumbent} \leftarrow \mathcal{B}$ 
11     else
12        $k \leftarrow k + 1$ 
13    $\mathcal{B} \leftarrow \text{Shake}(\mathcal{B})$ 
```

6.5 Neighborhood Ordering

Note that the VNS performs a local search in the neighborhood \mathcal{N}_k only if the current solution is a local optimal in the neighborhoods $\{\mathcal{N}_1, \dots, \mathcal{N}_{k-1}\}$. Therefore, to save computational time, low-cost neighborhoods usually precede high-cost neighborhoods. In our VNS, the best results were using the neighborhoods in the same order in which they were presented.

7 Matheuristic

Now, we present a matheuristic (MH) that merges linear programming with the meta-heuristics VNS and GRASP, where the GRASP is a meta-heuristic semi-greedy initially described by Feo and Resende [18]. Our MH consists of a procedure with stages A, B, and C, which run interleaved until

we find a solution with a value equal to the lower limit L_1 or until we reach the time limit t_{\max} . During these stages, we maintain an incumbent solution F_{best} , that is, the best solution known, and a pattern set \mathcal{P}' . The set \mathcal{P}' is composed by patterns of some generated solutions, i.e., the algorithm chooses a set of solutions $\mathcal{S} = \{\mathcal{B}_1, \dots, \mathcal{B}_k\}$, and if a pattern p belong to some solution $\mathcal{B}_i \in \mathcal{S}$, then $p \in \mathcal{P}'$. In the first iteration, F_{best} comes from the Two-by-Two heuristic and $\mathcal{P}' = F_{best}$. Next, we explain these three stages.

In stage A, we run VNS by t_1 seconds, using the solution F_{best} as the initial solution. Besides, each time we reach a local optimal S in some neighborhood, we add the bins of S in \mathcal{P}' . Our goal at this stage is to collect good patterns.

In stage B, we solve the restricted linear relaxation of the formulation present in Section 2, that is, the linear program obtained when removing the integrality constraint of λ , and that considers only variables associated with the subset of pattern $\mathcal{P}' \subseteq \mathcal{P}$. Our goal at this stage is to filter the patterns of \mathcal{P}' using the intuitive thinking that patterns used, completely or partially, by optimal solution λ^* of this restricted model should compose an integer solution with high quality.

In stage C, we execute GRASP by t_2 seconds and aim to round the relaxation, mixing the greedy and random aspects. GRASP consists of a procedure with multiple restarts with two steps: build of a solution and local search.

In the building step, we receive the optimal solution λ^* of linear relaxation and a parameter $0 < \alpha < 1$. Let S the set of patterns p with $\lambda_p^* > 0$. In this step, we build a solution F incrementally, where $F = \emptyset$ initially. In each iteration, we create a candidate list $L \subseteq S$, where $|L| = \lceil \alpha |S| \rceil$ and L is composed by the patterns p with the largest values of λ_p^* . Next, we randomly choose a pattern $p \in L$ to be added in F , which is a valid choice if, and only if, no item $i \in p$ belongs to some pattern $p' \in F$. When a pattern is invalid, we remove it from S and run a new step.

At the end of this process, a subset of items $I' \subset I$ might not be packed into any pattern in F , even after we have analyzed all patterns of S . In this case, we pack the items of I' in F using a randomized version of the heuristic Two-by-Two. To add randomness in the Two-by-Two, instead of always selecting the best move, we select a random movement between a proportion α of the best-evaluated moves. Finally, F is a feasible solution for the problem.

In the following step, we perform a local search in F using the VND scheme from our VNS. Then, we store the patterns of F in \mathcal{P}' and update F_{best} if needed. Lastly, if we reach the time limit t_2 , we go to stage A. Otherwise, we return to the building step.

As an optimization, we observe that it is advantageous to run the VND only in the part of the solution created by the randomized Two-By-Two, and we have two reasons for this. The first is that the patterns of S usually are bins well filled, so it is improbable that the local search improves the solution without some routine of perturbation like Shake Algorithm. Secondly, the local search becomes much faster since the set I' is typically small compared to I , allowing us to run more iterations of the MH.

8 Computational Results

Next, we present the instances used in our experiments ¹. Sequentially, we show some results comparing our algorithms in two-stage. We compare our initial heuristics using a performance profile and statistic tests in the first stage. In the second stage, we make a statistical comparison between the VNS and the MH.

All results were obtained with a computer with processor Intel® Xeon® CPU E5-2630 v4 @ 2.20GHz with 64 GB de RAM, operational system Ubuntu 18.04.6 LTS (64 bits), and using the language C++17 with the compiler GCC 7.5.0. We use the commercial solver Gurobi 9.1.2 executed in *single thread* to solve the linear relaxation. Finally, all our experiments were done using 0 as the seed for the random number generator.

8.1 Instances

The instances used in experiments have four classes.

The first class is an adaptation of instances AI of the BPP to CBBP, with the pair $(n, W) \in \{(202, 2500), (403, 10000), (601, 20000)\}$, where n is the number of items, and W is the bin capacity.

The second class is an adaptation of FalkenauerT instances of the BPP to CBBP, where $n \in \{60, 120, 249, 501\}$, $W = 1000$, and there is always an optimal solution that consists of $\frac{n}{3}$ bins compose of three items each.

The last two classes are instances generated randomly, with bin capacity $W \in \{10^3 + 1, 10^6 + 1\}$ and the number of items $n \in \{102, 501, 2001, 10002\}$.

The third class is the Random10to80 instances, which have item weights randomly chosen in the discrete ranges $(0, \frac{W}{4}]$ and $[\frac{W}{10}, \frac{4W}{5}]$, respectively.

The last class is the Random25to50 instances and consists of $\frac{n}{3}$ triples of items with a sum equal to W , where each item has a randomly chosen weight in the discrete range $[\frac{W}{4}, \frac{W}{2}]$.

The BPP instances AI and FalkenauerT are available in the BPP Lib created by Delorme et al [15], and their optimal solutions are known. In the BPP, AI instances are very hard instances to find an optimal solution, but they are easy to find a solution with an extra bin. The instances FalkenauerT and Random25to50 are similar, but we create the Random25to50 because FalkenauerT does not have instances with a large number of items or a large bin capacity.

The coloring of the items has two types. The first type is *Uniform Coloring*, where each instance has a number of distinct colors $Q \in \{2, 5, 20\}$, and we selected the color of each item randomly in the discrete range $[0, Q)$. We apply this coloring for all instance classes, with care in instances AI, FalkenauerT, and Random25to50 to maintain at least one optimal solution of the BPP feasible to CBBP. The second coloring is the *Half Q2*, which is utilized in all instances except Random10to80 instances, in which we do not know their optimal solutions for the BPP. In this coloring, we get an

¹All instances and source codes are available at <https://gitlab.com/renanfernandofranco/fast-neighborhood-search-heuristics-for-the-colorful-bin-packing-problem>.

optimal solution of the instance for the BPP, and for each bin b , we color the heaviest $\lceil \frac{|b|}{2} \rceil$ items of b with the color 1 and the remaining item with the color 0. The idea of this coloring is to impair the initial heuristics since if they focus on packing the heavy items first or using many light items to fill a bin, the produced solution will use many more extra bins than an optimal solution.

We generate CBPP instances for each possible parameter combination for BPP instances, while for the Random instances, we generate five instances for each parameter combination.

8.2 Comparison between Initial Heuristics

Next, we compare our initial heuristics using a performance profile and statistic tests.

8.2.1 Performance Profile

We use performance profiles to compare the Initial Heuristics, which are explained below. Firstly, we calculate for each instance the ratio between an algorithm's solution and the best solution between all algorithms (called reference). With this, we produce a graph where a point (p, θ) indicates the accumulated ratio p that a given algorithm is at most θ times worse than the reference.

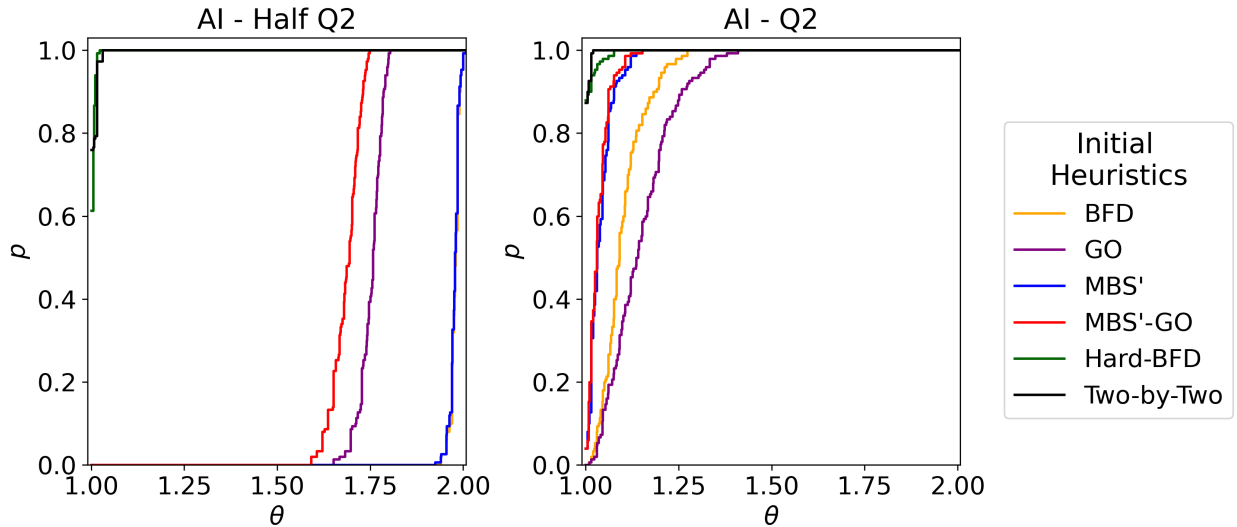


Figure 1: Comparison between Initial Heuristics in AI instances.

In Figure 1, we have the performance profile for the combinations of AI instances with the coloring Q2 and Half Q2. As we can see, the heuristic Two-by-Two is the best, being up to two times better than the BFD in some instances in coloring Half Q2. The graph for the other coloring is similar to Q2, but the difference decreases as we increase the number of colors. This behavior also happens in other instances, so we omit the graphs for these coloring.

Figure 2 presents the results for Random25to50 instances with coloring Q2 and Half Q2. Again, the heuristic Two-by-Two is the best one. This time, it has a reasonable superiority to Hard-BFD,

which use at least 10% more bins. See that the two MBS' versions are curiously better than the Hard-BFD in 90% of the instances with Q2. The results for the FalkenauerT instances are similar to Random25to50.

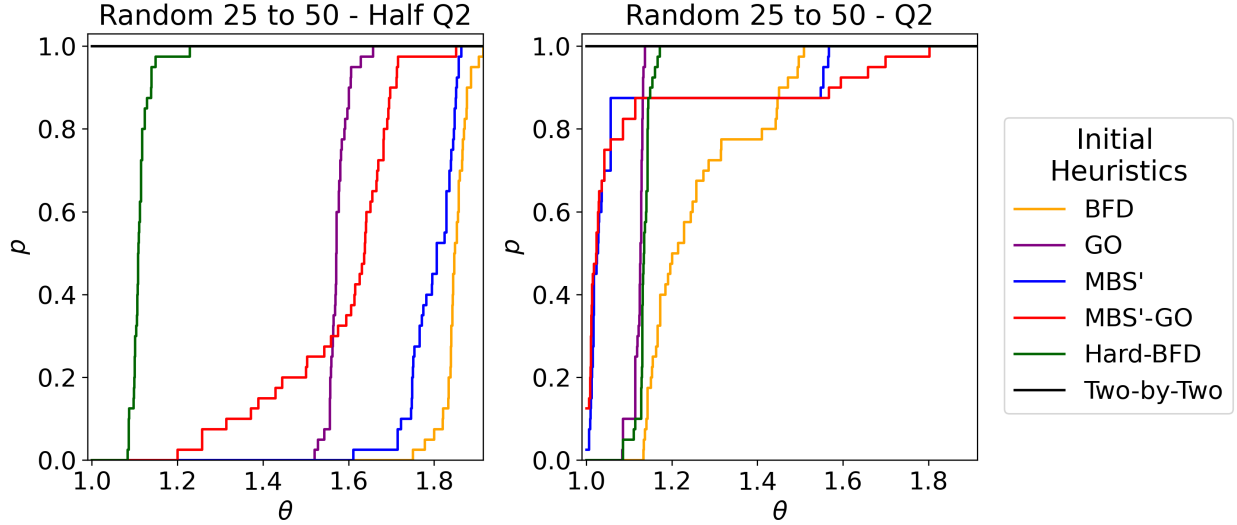


Figure 2: Comparison between Initial Heuristics in Random25to50 instances.

Next, in Figure 3, we have the performance profile for Random10to80 with coloring Q2 and Q5. Observe that with the coloring Q2, we do not have a clear dominance between the heuristics Two-by-Two and Hard-BFD.

Finally, note that the good-ordering often improves the solution quality, but exceptions exist. For example, the Good Ordering heuristic is worse than the BFD heuristic in AI instances with Q2.

8.2.2 Statistic Tests

In this section, we do a hypothesis test to decide between two hypotheses, the null hypothesis H_0 and the alternative hypothesis H_1 . The null hypothesis H_0 is that there are no differences between our initial heuristics. In contrast, the alternative hypothesis H_1 is that there is a difference between at least a pair of heuristics. Statistical procedures have a significance level α , which is used to determine at which level the null hypothesis H_0 may be rejected. In our case, we choose $\alpha = 0.05$.

The comparison we made is based on non-parametric analysis, as was made by Demšar [16]. As we can compare multiple strategies on a set of different instances, we use the adaptation of the Friedman test (Friedman [20]) made by Iman and Davenport [24], rejecting the null hypothesis when the value of the test is greater than the critical one according to the F-distribution. In such a case, we proceed with a *post hoc* analysis using the Nemenyi test (Nemenyi [29]) to identify the group of statistically equivalent strategies. This situation is identified when the average ranks of two samples differ at most by a given critical difference (CD).

Our test has $k = 6$ algorithms and $N = 1200$ instances. For these parameters, the critical value of

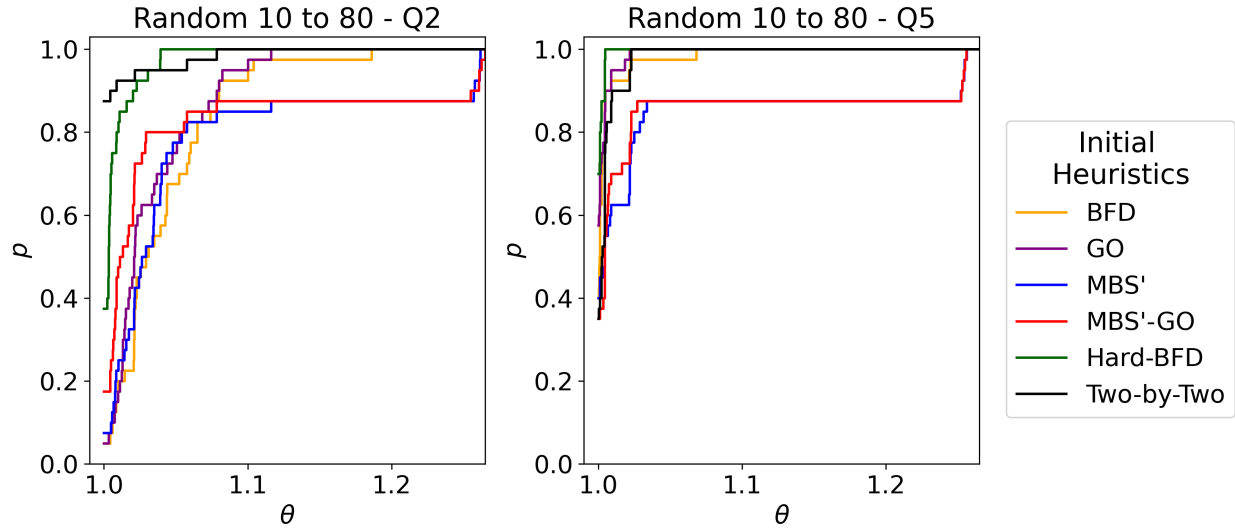


Figure 3: Comparison between Initial Heuristics in Random10to80 instances.

the F-distribution is 2.22. Next, we can compute the test value F_F to the Iman-Davenport, where our data has $F_F = 484.02$. As F_F is greater than the critical value, the null hypothesis H_0 was rejected, and we accepted the alternative hypothesis H_1 . Therefore, we can apply the Nemenyi test to determine which heuristics have statistical differences.

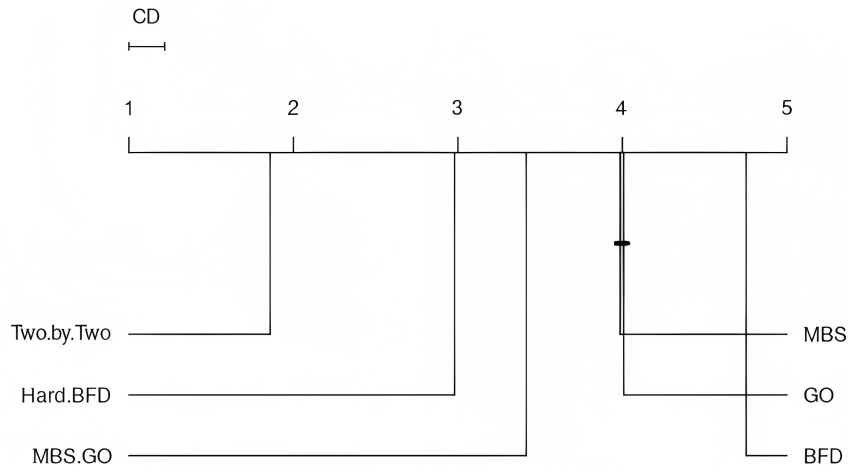


Figure 4: Nemenyi Test for the Initial Heuristics.

Figure 4 presents a graph illustrating the Nemenyi test. For our data, we have the critical difference $CD = 0.22$. The heuristic average ranks are classified from left to right, where the better heuristic is the most on the left. If two heuristics have average ranks with a difference less than the CD, then they are connected by a horizontal line, which means that we did not find a statistical difference

between them. As we can see in the figure, the Two-by-Two is the best heuristic. Note that the “good-ordering” is beneficial in the general case since MBS’-GO and GO heuristics perform better than their original versions MBS’ and BFD. Finally, we do not find a statistical difference between MBS’ and GO heuristics.

8.3 Comparison between VNS and MH

Next, we compare the VNS and the MH using a time limit t_{\max} equal to 60 seconds. In the MH, we use $\alpha = 0.3$, $t_1 = 5s$ and $t_2 = 1s$. Furthermore, for both VNS and MH, we use the Two-by-Two heuristic to generate the initial solution since it produces the best results. Moreover, to avoid repetition, we group some types of coloring and the two types of bin capacity.

Class	Num. Items	Coloring	VNS					MH		
			Total	Initial Avg. Diff.	Final Avg. Diff.	Final Max. Diff.	Time (s)	Final Avg. Diff.	Final Max. Diff.	Time (s)
AI	201	Q2	50	1.14	1.00	1	60.00	0.25	1	27.97
		Q2 Half	50	1.78	1.00	1	60.00	0.10	1	14.01
		Q5 / Q20	100	1.00	1.00	1	60.00	0.10	1	16.72
	402	Q2	50	1.16	1.00	1	60.00	0.54	1	40.40
		Q2 Half	50	1.84	1.00	1	60.00	0.40	1	29.70
		Q5 / Q20	100	1.00	1.00	1	60.00	0.52	1	39.80
	600	Q2	50	1.22	1.02	2	60.00	0.94	1	57.99
		Q2 Half	50	2.32	1.00	1	60.00	0.82	1	51.68
		Q5 / Q20	100	1.00	1.00	1	60.00	0.94	1	58.35
FK	60	Q2	20	1.00	0.00	0	0.04	0.00	0	0.05
		Q5 / Q20	40	1.00	0.00	0	0.06	0.00	0	0.08
		Q2 Half	20	0.95	0.00	0	0.01	0.00	0	0.02
	120	Q2	20	1.00	0.00	0	0.15	0.00	0	0.22
		Q5 / Q20	40	1.00	0.00	0	0.12	0.00	0	0.14
		Q2 Half	20	1.35	0.00	0	0.88	0.00	0	1.25
	249	Q2	20	1.50	0.00	0	0.08	0.00	0	0.10
		Q5 / Q20	40	1.00	0.00	0	0.08	0.00	0	0.09
		Q2 Half	20	2.25	0.00	0	0.25	0.00	0	0.35
	501	Q2	20	1.80	0.00	0	0.10	0.00	0	0.15
		Q5 / Q20	40	1.02	0.00	0	0.13	0.00	0	0.18
		Q2 Half	20	3.15	0.00	0	0.49	0.00	0	0.42

Table 1: Results for the BPP Instances

In the Tables 1 and 2, the columns “Initial Avg. Diff.” e “Final Avg. Diff.” indicate the average differences between the lower bound L_1 and the initial and final solution values, respectively. The column “Final Max. Diff.” indicate the maximum difference of a final solution about lower bound

					VNS			MH		
Class	Num. Items	Coloring	Total	Initial Avg. Diff.	Final Avg. Diff.	Final Max. Diff.	Time (s)	Final Avg. Diff.	Final Max. Diff.	Time (s)
Random 25 to 50	102	Q2	10	1.09	0.00	0	0.15	0.00	0	0.21
		Q2 Half	10	1.30	0.00	0	0.09	0.00	0	0.11
		Q5 / Q20	20	1.00	0.00	0	0.06	0.00	0	0.15
	501	Q2	10	1.09	0.00	0	0.38	0.00	0	0.36
		Q2 Half	10	2.59	0.00	0	0.35	0.00	0	0.62
		Q5 / Q20	20	1.05	0.00	0	0.51	0.00	0	0.64
	2001	Q2	10	2.70	0.50	1	31.11	0.50	1	31.87
		Q2 Half	10	16.00	0.50	1	32.33	0.80	1	50.32
		Q5 / Q20	20	2.05	0.49	1	33.93	0.49	1	36.53
	10002	Q2	10	8.60	1.40	3	46.32	1.20	2	60.00
		Q2 Half	10	82.10	0.99	1	60.00	0.99	1	60.00
		Q5 / Q20	20	15.10	1.50	3	60.00	1.50	3	60.00
Random 10 to 80	102	Q2	10	3.90	2.90	6	54.00	2.50	6	54.00
		Q5 / Q20	20	1.75	1.20	5	30.11	1.20	5	30.11
	501	Q2	10	4.00	3.50	6	60.00	2.00	5	55.11
		Q5 / Q20	20	2.60	1.90	3	57.14	0.54	1	35.29
	2001	Q2	10	5.10	4.39	7	60.00	0.80	2	43.58
		Q5 / Q20	20	5.90	3.90	8	60.00	0.15	1	14.89
	10002	Q2	10	3.90	2.29	4	60.00	1.09	2	38.64
		Q5 / Q20	20	15.49	5.35	29	51.49	0.95	3	44.68

Table 2: Results for the Random Instances

L_1 . Moreover, the column “Time” gives the average time in seconds. Finally, we highlight in bold the best “Final Avg. Diff.” of each line.

As we can see, our approaches obtained good results since they optimally solve all Random25to50 instances with 102 and 501 items and find solutions with at most one extra bin than the optimal solution with 2001 items. Moreover, we can emphasize this class with 10002 items and coloring Half Q2, where the average initial difference is 82.1 bins, and our approaches decrease this difference to at most 1 bin.

Besides, our approaches also solve all FalkenauerT (FK) instances. Note that there is no clear relation between difficulty and the number of items since instances with 120 items and Half Q2 are the most costly in execution time.

Moreover, see that the coloring Half Q2 has the greater initial average difference in all instance classes. However, it is not necessarily reflected in more hard instances since in some cases, the final maximum difference is slightly smaller in this coloring.

Finally, our MH is superior to VNS since the MH optimally solves 124, 70, and 9 of the 150 AI instances with 202, 403, and 601 items, respectively, while the VNS does not solve any of them. Moreover, in some cases, the average final difference in Random10to80 instances is several times smaller in MH than in VNS. Note that the average difference in the final solutions is less than 3 in the MH. This difference is significantly greater in Random10to80 instances, where L_1 is probably not a tight lower bound.

9 Conclusion

Our approaches were quite effective, enabling us to find solutions very close to the optimal solution, even in instances with many items. These results are partly due to the excellent quality of the solutions given by Two-by-Two, which efficiently handles color constraints. Another positive factors are our neighborhoods, which are efficient in quality and time complexity. Lastly, Gilmore and Gomory Formulation has a strong relaxation for the BPP, and this property may extend to CBPP. For a strong relaxation, the values for the optimal fractional and integer solutions are very close, so the patterns used by relaxation probably belong to integer solutions of high quality. Therefore, this is an excellent method to find a good set of patterns for the initial build of GRASP.

In future work, it is interesting to use a better lower bound to evaluate Random10to80 instances since the lower bound L_1 can be weak, and we may be closer to the optimal solution without us knowing. However, this should be a challenging task, especially in the instances with bin capacity $W = 10^6 + 1$, since the relaxations of the BPP and their variants usually use subroutines with time complexity $\Omega(n \cdot W)$. Moreover, maybe our fast algorithms can be extended to other BPP variants, in special, adapting the dynamic programming from Auxiliary Algorithm in a way to handle other constraints and keep linear time complexity.

Acknowledgements This project was supported by the São Paulo Research Foundation (FAPESP) grants #2015/11937-9 and #2020/06511-0; and the Brazilian National Council For Scientific and Technological Development (CNPq) grants #144257/2019-0, #311039/2020-0 and #425340/2016-3.

Declarations

Conflict of interest All authors declare that they have no conflicts of interest.

References

- [1] Alsarhan H, Chia D, Christman A, et al (2016) A two-pass algorithm for unordered colored bin packing. Proceedings of the 9th International Conference on Discrete Optimization and Operations Research and Scientific School pp 1–10
- [2] Balogh J, Békési J, Dosa G, et al (2013) Black and white bin packing. In: Erlebach T, Persiano G (eds) Approximation and Online Algorithms. Springer Berlin Heidelberg, Berlin, Heidelberg, pp 131–144, https://doi.org/10.1007/978-3-642-38016-7_12

- [3] Balogh J, Békési J, Dósa G, et al (2015) Offline black and white bin packing. *Theoretical Computer Science* 596:92–101. <https://doi.org/10.1016/j.tcs.2015.06.045>
- [4] Belov G, Scheithauer G (2006) A branch-and-cut-and-price algorithm for one-dimensional stock cutting and two-dimensional two-stage cutting. *European Journal of Operational Research* 171(1):85–106. <https://doi.org/10.1016/j.ejor.2004.08.036>
- [5] Böhm M, Sgall J, Veselý P (2015) Online colored bin packing. In: Bampis E, Svensson O (eds) *Approximation and Online Algorithms*. Springer International Publishing, Cham, pp 35–46, https://doi.org/10.1007/978-3-319-18263-6_4
- [6] Böhm M, Dósa G, Epstein L, et al (2018) Colored bin packing: Online algorithms and lower bounds. *Algorithmica* 80(1):155–184. <https://doi.org/10.1007/s00453-016-0248-2>
- [7] Borges Y, Schouery R (2020) Modelos pseudo polinomiais para o problema do empacotamento colorido. In: *Anais do V Encontro de Teoria da Computação*, pp 37–40, <https://doi.org/10.5753/etc.2020.11084>, (In Portuguese)
- [8] Borges YGF, Schouery RCS, Miyazawa FK (2023) Mathematical models and exact algorithms for the colored bin packing problem. 2305.15291
- [9] Brandão F, Pedroso JP (2016) Bin packing and related problems: General arc-flow formulation with graph compression. *Computers & Operations Research* 69:56–67. <https://doi.org/10.1016/j.cor.2015.11.009>
- [10] Buljubašić M, Vasquez M (2016) Consistent neighborhood search for one-dimensional bin packing and two-dimensional vector packing. *Computers & Operations Research* 76:12–21. <https://doi.org/10.1016/j.cor.2016.06.009>
- [11] Carvalho JMVd (1999) Exact solution of bin-packing problems using column generation and branch-and-bound. *Annals of Operations Research* 86(0):629–659. <https://doi.org/10.1023/A:1018952112615>
- [12] Castelli M, Vanneschi L (2014) A hybrid harmony search algorithm with variable neighbourhood search for the bin-packing problem. 2014 Sixth World Congress on Nature and Biologically Inspired Computing (NaBIC 2014) pp 1–6. <https://doi.org/10.1109/NaBIC.2014.6921849>
- [13] Chen J, Han X, Bein W, et al (2015) Black and white bin packing revisited. In: Lu Z, Kim D, Wu W, et al (eds) *Combinatorial Optimization and Applications*. Springer International Publishing, Cham, pp 45–59, https://doi.org/10.1007/978-3-319-26626-8_4
- [14] Delorme M, Iori M (2020) Enhanced pseudo-polynomial formulations for bin packing and cutting stock problems. *INFORMS Journal on Computing* 32(1):101–119. <https://doi.org/10.1287/ijoc.2018.0880>
- [15] Delorme M, Iori M, Martello S (2018) Bpplib: a library for bin packing and cutting stock problems. *Optimization Letters* 12(2):235–250. <https://doi.org/10.1007/s11590-017-1192-z>

- [16] Demšar J (2006) Statistical comparisons of classifiers over multiple data sets. *The Journal of Machine learning research* 7:1–30
- [17] Dósa G, Epstein L (2014) Colorful bin packing. In: Ravi R, Gørtz IL (eds) *Algorithm Theory – SWAT 2014*. Springer International Publishing, Cham, pp 170–181, https://doi.org/10.1007/978-3-319-08404-6_15
- [18] Feo TA, Resende MG (1989) A probabilistic heuristic for a computationally difficult set covering problem. *Operations Research Letters* 8(2):67–71. [https://doi.org/10.1016/0167-6377\(89\)90002-3](https://doi.org/10.1016/0167-6377(89)90002-3)
- [19] Fleszar K, Hindi KS (2002) New heuristics for one-dimensional bin-packing. *Computers & Operations Research* 29(7):821–839. [https://doi.org/10.1016/S0305-0548\(00\)00082-4](https://doi.org/10.1016/S0305-0548(00)00082-4)
- [20] Friedman M (1937) The use of ranks to avoid the assumption of normality implicit in the analysis of variance. *Journal of the American Statistical Association* 32(200):675–701. <https://doi.org/10.1080/01621459.1937.10503522>
- [21] Gilmore PC, Gomory RE (1961) A linear programming approach to the cutting-stock problem. *Operations Research* 9(6):849–859. <https://doi.org/10.1287/opre.29.6.1092>
- [22] González-San-Martín J, Cruz-Reyes L, Gómez-Santillán C, et al (2023) Comparative Study of Heuristics for the One-Dimensional Bin Packing Problem, Springer Nature Switzerland, Cham, pp 293–305. https://doi.org/10.1007/978-3-031-28999-6_19
- [23] Gupta JND, Ho JC (1999) A new heuristic algorithm for the one-dimensional bin-packing problem. *Production Planning & Control* 10(6):598–603. <https://doi.org/10.1080/095372899232894>
- [24] Iman RL, Davenport JM (1980) Approximations of the critical region of the fbiatkan statistic. *Communications in Statistics - Theory and Methods* 9(6):571–595. <https://doi.org/10.1080/03610928008827904>
- [25] Karp RM (1972) *Reducibility among Combinatorial Problems*, Springer US, Boston, MA, pp 85–103. https://doi.org/10.1007/978-1-4684-2001-2_9
- [26] de Lima VL, Iori M, Miyazawa FK (2022) Exact solution of network flow models with strong relaxations. *Mathematical Programming* pp 1–34. <https://doi.org/10.1007/s10107-022-01785-9>
- [27] Loh KH, Golden B, Wasil E (2008) Solving the one-dimensional bin packing problem with a weight annealing heuristic. *Computers & Operations Research* 35(7):2283–2291. <https://doi.org/10.1016/j.cor.2006.10.021>
- [28] Mladenović N, Hansen P (1997) Variable neighborhood search. *Computers & Operations Research* 24(11):1097–1100. [https://doi.org/10.1016/S0305-0548\(97\)00031-2](https://doi.org/10.1016/S0305-0548(97)00031-2)
- [29] Nemenyi PB (1963) *Distribution-free multiple comparisons*. PhD thesis, Princeton University

-
- [30] Pessoa A, Sadykov R, Uchoa E, et al (2020) A generic exact solver for vehicle routing and related problems. *Mathematical Programming* 183(1):483–523. <https://doi.org/10.1007/s10107-020-01523-z>
 - [31] Vance PH (1998) Branch-and-price algorithms for the one-dimensional cutting stock problem. *Computational Optimization and Applications* 9(3):211–228. <https://doi.org/10.1023/A:1018346107246>
 - [32] Wei L, Luo Z, Baldacci R, et al (2020) A new branch-and-price-and-cut algorithm for one-dimensional bin-packing problems. *INFORMS Journal on Computing* 32(2):428–443. <https://doi.org/10.1287/ijoc.2018.0867>