
An In-Context Learning Agent for Formal Theorem-Proving

Amitayush Thakur¹ George Tsoukalas¹ Yeming Wen¹ Jimmy Xin¹ Swarat Chaudhuri¹

Abstract

We present an in-context learning agent for formal theorem-proving in environments like Lean and Coq. Current state-of-the-art models for the problem are finetuned on environment-specific proof data. By contrast, our approach, called COPRA, repeatedly asks a high-capacity, general-purpose large language model (GPT-4) to propose tactic applications from within a stateful backtracking search. Proposed tactics are executed in the underlying proof environment. Feedback from the execution is used to build the prompt for the next model query, along with selected information from the search history and lemmas retrieved from an external database. We evaluate our implementation of COPRA on the miniF2F benchmark for Lean and a set of Coq tasks from the CompCert project. On these benchmarks, COPRA significantly outperforms few-shot invocations of GPT-4. It also compares favorably against finetuning-based approaches, outperforming REPROVER, a state-of-the-art finetuned approach for Lean, in terms of the *pass@1* metric. Our code and data are available at <https://github.com/trishullab/copra>.

1. Introduction

The ability of large language models (LLMs) to learn in-context (Brown et al., 2020) is among the most remarkable recent findings in machine learning. Since its introduction, in-context learning has proven fruitful in a broad range of domains, from text and code generation (OpenAI, 2023b) to image generation (Ramesh et al., 2021) to game-playing (Wang et al., 2023a). In many tasks, it is now best practice to prompt a general-purpose, black-box LLM rather than finetune smaller-scale models.

¹The University of Texas at Austin. Correspondence to: Amitayush Thakur <amitayush@utexas.edu>, George Tsoukalas <george.tsoukalas@utexas.edu>, Yeming Wen <ywen@utexas.edu>, Jimmy Xin <jxin31415@utexas.edu>, Swarat Chaudhuri <swarat@cs.utexas.edu>.

Preprint under review.

In this paper, we investigate the value of in-context learning in the discovery of formal proofs written in frameworks like Lean (de Moura et al., 2015) and Coq (Huet et al., 1997). Such frameworks allow proof goals to be iteratively simplified using *tactics* such as variable substitution and induction. A *proof* is a sequence of tactics that iteratively “discharges” a given goal.

Automatic theorem-proving is a longstanding challenge in computer science (Newell et al., 1957). Traditional approaches to the problem were based on discrete search and had difficulty scaling to complex proofs (Bundy, 1988; Andrews & Brown, 2006; Blanchette et al., 2011). More recent work has used neural models — most notably, autoregressive language models (Polu & Sutskever, 2020; Han et al., 2021; Yang et al., 2023) — that generate a proof tactic by tactic.

The current crop of such models is either trained from scratch or fine-tuned on formal proofs written in a specific proof framework. By contrast, our method uses a highly capable, general-purpose, black-box LLM (GPT-4-turbo (OpenAI, 2023a)*) that can learn in context. We show that few-shot prompting of GPT-4 is not effective at proof generation. However, one can achieve far better performance with an *in-context learning agent* (Yao et al., 2022; Wang et al., 2023a; Shinn et al., 2023) that repeatedly invokes GPT-4 from within a higher-level backtracking search and uses retrieved knowledge and rich feedback from the proof environment. Without any framework-specific training, our agent achieves performance comparable to — and by some measures better than — state-of-the-art finetuned approaches.

Figure 1 gives an overview of our agent, called COPRA.[†] The agent takes as input a formal statement of a theorem and optional natural-language hints about how to prove the theorem. At each time step, it prompts the LLM to select the next tactic to apply. LLM-selected tactics are “executed” in the underlying proof assistant. If the tactic fails, COPRA records this information and uses it to avoid future failures.

Additionally, the agent uses lemmas and definitions retrieved from an external database to simplify proofs. Finally,

*For brevity, we refer to GPT-4-turbo as GPT-4 in the rest of this paper.

[†]COPRA is an acronym for “In-context Prover Agent”.

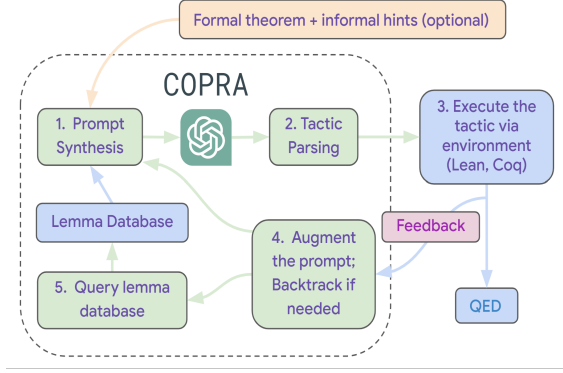


Figure 1: Overview of COPRA.

we use a symbolic procedure (Sanchez-Stern et al., 2020) to only apply LLM-selected tactics when they simplify the current proof goals (ruling out, among other things, cyclic tactic sequences).

Our use of a general-purpose LLM makes it easy to integrate our approach with different proof environments. Our current implementation of COPRA allows for proof generation in both Lean and Coq. To our knowledge, this implementation is the first proof generation system with this capability.

We evaluate COPRA using the miniF2F (Zheng et al., 2021) benchmark for competition-level mathematical reasoning in Lean, as well as a set of Coq proof tasks (Sanchez-Stern et al., 2020) from the CompCert (Leroy, 2009) project on verified compilation. In both settings, COPRA outperforms few-shot calls to GPT-4. On miniF2F, COPRA outperforms REPROVER, a state-of-the-art finetuned approach for Lean theorem-proving, in terms of the established $pass@1$ metric. Using a refinement of the $pass@1$ metric, we show that COPRA can converge to correct proofs with fewer model queries than REPROVER as well as PROVERBOT9001, a state-of-the-art approach for Coq. Finally, we show that a GPT-4-scale model is critical for this setting; an instantiation of COPRA with GPT-3.5 is significantly less effective.

To summarize our contributions, we offer: (i) a new approach to formal theorem-proving, called COPRA, that combines in-context learning with search, knowledge retrieval, and the use of rich feedback from the underlying proof environment; (ii) a systematic study of the effectiveness of the GPT-4-based instantiation of COPRA, compared to few-shot GPT-4 invocations, ablations based on GPT-3.5, and state-of-the-art finetuned baselines; (iii) an implementation of COPRA, which is the first open-source theorem-proving system to be integrated with both the Lean and Coq proof environments.

2. Problem Formulation

A (tactic-based) theorem-prover starts with a set of unmet

```

(a)
theorem mod_arith_2
(x : ℕ) : x % 2 = 0
→ (x * x) % 2 = 0
:=
begin
  intro h,
  rw nat.mul_mod,
  rw h,
  rw nat.zero_mul,
  refl,
end

(b)
x: ℕ
h: x % 2 = 0
⊢ x * x % 2 = 0

(c)
begin
  intro h,
  have h1 : x = 2 * (x / 2)
  := (nat.
    mul_div_cancel' h)
    .symm,
  rw h1,
  rw nat.mul_div_assoc
end
(show 2 | 2, from
  dvd_refl _),
  rw [mul_assoc, nat.
    mul_mod_right],
end
    
```

Figure 2: (a) A Lean theorem and a correct proof found by COPRA. (b) Proof state after the first tactic. (c) An incorrect proof generated by GPT-4.

proof obligations and applies a sequence of *proof tactics* to progressively eliminate these obligations. Each obligation o is a pair (g, h) , where g is a *goal* and h is a *hypothesis*. The goal g consists of the propositions that need to be proved in order to meet o ; the hypothesis h is the set of assumptions that can be made in the proof of g . The prover seeks to reduce the obligation set to the empty set.

Figure 2-(a) shows a formal proof, in the Lean language (de Moura et al., 2015), of a basic theorem about modular arithmetic (the proof is automatically generated using COPRA). The first step of the proof is the `intro` tactic, which changes a goal $P \rightarrow Q$ to a hypothesis P and a goal Q . The next few steps use the `rw` (rewrite) tactic, which applies substitutions to goals and hypotheses. The last step is an application of the `refl` (reflexivity) tactic, which asserts definitional equivalences.

In code generation settings, LLMs like GPT-4 can often generate complex programs from one-shot queries. However, one-shot queries to GPT-4 often fail at even relatively simple formal proof tasks. Figure 2-(c) shows a GPT-4-generated incorrect Lean proof of our example theorem.

By contrast, we follow a classic view of theorem-proving as a discrete search problem (Bundy, 1988). Specifically, we offer an agent that searches the state space of the underlying proof environment and discovers sequences of tactic applications that constitute proofs. The main differences from classical symbolic approaches are that the search is LLM-guided, history-dependent, and can use natural-language insights provided by the user or the environment.

Now we formalize our problem statement. Abstractly, let a *proof environment* consist of:

- A set of *states* \mathcal{O} . Here, a state is either a set $O = \{o_1, \dots, o_k\}$ of obligations o_i , or of the form (O, w) , where O is a set of obligations and w is a textual *error message*. States of the latter form are *error states*, and the set of such states is denoted by Err .
- A set of *initial states*, each consisting of a single obligation (g_{in}, h_{in}) extracted from a user-provided theorem.
- A unique *goal state* QED is the empty obligation set.
- A finite set of *proof tactics*.
- A transition function $T(O, a)$, which determines the result of applying a tactic a to a state O . If a can be successfully applied at state O , then $T(O, a)$ is the new set of obligations resulting from the application. If a is a “bad” tactic, then $T(O, a)$ is an error state (O, w_e) , where w_e is some feedback that explains the error. Error states (O, w) satisfy the property that $T((O, w), a) = (O, w)$ for all a .
- A set of *global contexts*, each of which is a natural-language string that describes the theorem to be proven and insights (Jiang et al., 2022b) about how to prove it. The theorem-proving agent can take a global context as an optional input and may use it to accelerate search.

Let us lift the transition function T to tactic sequences by defining:

$$T(O, \alpha) = \begin{cases} T(O, a_1) & \text{if } n = 1 \\ T(T(O, \langle a_1, \dots, a_{n-1} \rangle), a_n) & \text{otherwise.} \end{cases}$$

The theorem-proving problem is now defined as follows:

Problem 1 (Theorem-proving). Given an initial state O_{in} and an optional global context χ , find a tactic sequence α (a *proof*) such that $T(O_{in}, \alpha) = \text{QED}$.

In practice, we aim for proofs to be as short as possible.

3. The COPRA Agent

The COPRA agent solves the theorem-proving problem via a GPT-4-directed depth-first search over tactic sequences. Figure 3 shows pseudocode for the agent. At any given point, the algorithm maintains a stack of environment states and a “failure dictionary” Bad that maps states to sets of tactics that are known to be “unproductive” at the state. At each search step, it pushes the current state on the stack and retrieves external lemmas and definitions relevant to the state. After this, it serializes the stack, $Bad(O)$, the retrieved information, and the optional global context into a prompt and feeds it to the LLM. The LLM’s output is parsed into a tactic and executed in the environment.

One outcome of the tactic could be that the agent arrives at QED or makes some progress in the proof. A second possibility is that the new state is an error. A third possibility is that

```

COPRA( $O, \chi$ )
1  PUSH( $st, O$ )
2   $\rho \leftarrow$  RETRIEVE( $O$ )
3  for  $j \leftarrow 1$  to  $t$ 
4      do  $p \leftarrow$  PROMPTIFY( $st, Bad(O), \rho, \chi$ )
5          $a \sim$  PARSETACTIC(LLM( $p$ ))
6          $O' \leftarrow T(O, a)$ 
7         if  $O' = \text{QED}$ 
8             then terminate successfully
9         else if  $O' \in Err$  or
                 $\exists O'' \in st. O' \supseteq O''$ 
10            then add  $a$  to  $Bad(O)$ 
11            else COPRA( $O', \chi$ )
12  POP( $st$ )
    
```

Figure 3: The search procedure in COPRA. T is the environment’s transition function; st is a stack, initialized to be empty. $Bad(O)$ is a set of tactics, initialized to \emptyset , that are known to be bad at O . LLM is an LLM, PROMPTIFY generates a prompt, PARSETACTIC parses the output of the LLM into a tactic (repeatedly querying the LLM in case there are formatting errors in its output), and RETRIEVE gathers relevant lemmas and definitions from an external source. The overall procedure is called with a state O_{in} and an optional global context χ .

the tactic is not incorrect but does not represent progress in the proof. We detect this scenario using a symbolic *progress check* as described below. The agent terminates successfully after reaching QED and rejects the new state in the second and third cases. Otherwise, it recursively continues the proof from the new state. After issuing a few queries to the LLM, the agent backtracks.

Progress Checks. Following Sanchez-Stern et al. (2020), we define a partial order \supseteq over states that defines when a state is “at least as hard” as another. Formally, for states O_1 and O_2 with $O_1 \notin Err$ and $O_2 \notin Err$, $O_1 \supseteq O_2$ iff

$$\begin{aligned} \forall o_i &= (g_i, h_i) \in O_2. \\ \exists o_k &= (g_k, h_k) \in O_1. g_k = g_i \wedge (h_k \subseteq h_i). \end{aligned}$$

Intuitively, $O_1 \supseteq O_2$ if for every obligation in O_2 , there is a stronger obligation in O_1 . We assume we have an efficient symbolic procedure that can check this relationship for any pair of states. The procedure is *sound*, meaning that if it reports $O_1 \supseteq O_2$, the relationship actually holds. However, it is *incomplete*, i.e., it may not detect all relationships of the form $O_1 \supseteq O_2$.

As shown in Figure 3, the COPRA procedure uses the \supseteq relation to only take actions that lead to progress on the proof. In particular, the procedure helps avoid cyclic tactic sequences that would cause nontermination.

Prompt Serialization. The routines PROMPTIFY and PARSETACTIC together constitute the *prompt serialization*

Serialized Proof State	<pre>[GOALS] [GOAL] 1 x * x % 2 = 0 [HYPOTHESES] 1 [HYPOTHESIS] x : ℕ [HYPOTHESIS] h : x % 2 = 0</pre>		<pre>[GOALS] [GOAL] 1 x % 2 * (x % 2) % 2 = 0 [HYPOTHESES] 1 [HYPOTHESIS] x : ℕ [HYPOTHESIS] h : x % 2 = 0</pre>	
Stack & Failure Dictionary	<pre>[LAST STEP] intro h,</pre>	<pre>[STEPS] [STEP] intro h, [LAST STEP] rw h,</pre>	<pre>[STEPS] [STEP] intro h, [INCORRECT STEPS] [STEP] rw h, [LAST STEP] apply nat.mul_mod_right,</pre>	<pre>[STEPS] [STEP] intro h, [LAST STEP] rw nat.mul_mod,</pre>
Interaction Result	<pre>[SUCCESS] [END]</pre>	<pre>[ERROR MESSAGE] Got error in 'rw h,': error: rewrite tactic failed, did not find instance of the pattern in the target expression x % 2 [END]</pre>	<pre>[ERROR MESSAGE] Got error in 'apply nat.mul_mod_right,': error: invalid apply tactic, failed to unify x * x % 2 = 0 with ?m_1 * ?m_2 % ?m_1 = 0 [END]</pre>	<pre>[SUCCESS] [END]</pre>
LLM Response	<pre>Query #1 [RUN TACTIC] rw h, [END]</pre>	<pre>Query #2 [RUN TACTIC] apply nat.mul_mod_right, [END]</pre>	<pre>Query #3 [RUN TACTIC] rw nat.mul_mod, [END]</pre>	<pre>Query #4 [RUN TACTIC] rw h, [END]</pre>

Figure 4: A “conversation” between the LLM and the search algorithm in COPRA. Query #1, Query #2, . . . represent queries made as the proof search progresses. The column labeled Query # i depicts the prompt at time step i and the corresponding LLM response. The LLM response is parsed into a tactic and executed, with the error feedback incorporated into the next prompt.

protocol and are critical to the success of the policy. Now we elaborate on these procedures.

PROMPTIFY carefully places the different pieces of information relevant to the proof in the prompt. It also includes logic for trimming this information to fit the most relevant parts in the LLM’s context window. Every prompt has two parts: the “system prompt” (see more details in Appendix A.3) and the “agent prompt.”

The agent prompts are synthetically generated using a context-free grammar and contain information about the state stack (including the current proof state), the execution feedback for the previous action, and the set of actions we know to avoid at the current proof state.

The system prompt describes the rules of engagement for the LLM. It contains a grammar (distinct from the one for agent prompts) that we expect the LLMs to follow when it proposes a course of action. The grammar carefully incorporates cases when the response is incomplete because of the LLM’s token limits. We parse partial responses to extract the next tactic using the PARSETACTIC routine. PARSETACTIC also identifies formatting errors (if any) in the LLM’s responses, possibly communicating with the LLM multiple times until these errors are resolved.

Figure 4 illustrates a typical “conversation” between the LLM and COPRA’s search algorithm via the prompt serialization protocol. Note, in particular, the prompt’s use of the current goals, the stack, and error feedback for the last executed tactic.

4. Evaluation

4.1. Experimental Setup

Benchmarks. We primarily evaluate COPRA on the Lean proof environment using *miniF2F-test* (Zheng et al., 2021) benchmark. This benchmark consists of 244 formalizations of mathematics problems sourced from (i) the MATH dataset (Hendrycks et al., 2021), (ii) high school mathematics competitions, (iii) hand-designed problems mirroring the difficulty of (ii). Broadly, problems in *miniF2F-test* fall under three categories: number theory, algebra, and induction.

To evaluate COPRA’s ability to work with multiple proof frameworks, we perform a secondary set of experiments on the Coq platform. Our benchmark here consists of a set of a theorems drawn from the CompCert compiler verification project (Leroy, 2009). The dataset was originally evaluated on the PROVERBOT9001 system (Sanchez-Stern

et al., 2020). Due to budgetary constraints, our evaluation for CompCert uses 118 of the 501 theorems used in the original evaluation of PROVERBOT9001. For fairness, we include all 98 theorems proved by PROVERBOT9001 in our system. The remaining theorems are randomly sampled.

Implementing COPRA. Our implementation of COPRA is LLM-agnostic, and functions as long as the underlying language model is capable of producing responses which parse according to the output grammar. We instantiate the LLM to be GPT-4-turbo as a middle-ground between quality and affordability. Because of the substantial cost of GPT-4 queries, we cap the number of queries that COPRA can make at 60 for the majority of our experiments.

In both Lean and Coq, we instantiate the retrieval mechanism to be a BM25 search. For our Lean experiments, our retrieval database is `mathlib` ([mathlib Community, 2020](#)), a mathematics library developed by the Lean community. Unlike `miniF2F`, our CompCert-based evaluation set is accompanied by a training set. Since COPRA relies on a black-box LLM, we do not perform any training with the train set, but do use it as the retrieval database for our Coq experiments.

Inspired by the DSP approach ([Jiang et al., 2022b](#)), we measure the efficacy of including the natural-language (informal) proof of the theorem at each search step in our Lean experiments. We use the informal theorem statements in `miniF2F-test` to generate informal proofs of theorems using few-shot prompting of the underlying LLM. The prompt has several examples, fixed over all invocations, of informal proof generation given the informal theorem statement. These informal proofs are included as part of the global context. Unlike `miniF2F`, which consists of competition problems originally specified in natural language, our CompCert evaluation set comes from software verification tasks that lack informal specifications. Hence, we do not run experiments with informal statements and proofs for Coq.

Initially, we run COPRA without access to the retrieval database. By design, COPRA may backtrack out of its proof search before the cap of 60 queries has been met. With the remaining attempts on problems yet to be solved, COPRA is restarted to operate with retrieved information, and then additionally with informal proofs. This implementation affords lesser expenses, as appending retrieved lemmas and informal proofs yields longer prompts, which incur higher costs. More details are discussed in Appendix A.1.1.

Baselines. We perform a comparison with the few-shot invocation of GPT-4 in both the `miniF2F-test` and CompCert domains. The “system prompt” in the few-shot approach differs from that of COPRA, containing instructions to generate the entire proof in one response, rather than going step-by-step. For both COPRA and the few-shot baseline,

the prompt contains several proof examples which clarify the required format of the LLM response. The proof examples, fixed across all test cases, contain samples broadly in the same categories as, but distinct from, those problems in the evaluation set.

For our fine-tuned baselines, a challenge is that, to our knowledge, no existing theorem-proving system targets *both* Lean and Coq. Furthermore, all open-source theorem proving systems have targeted a single proof environment. As a result, we had to choose different baselines for the Lean (`miniF2F`) and Coq (CompCert) domains.

Our fine-tuned baseline for `miniF2F-test` is REPROVER, a state-of-the-art retrieval-augmented open-source system that is part of the LeanDojo project ([Yang et al., 2023](#)). We also compare against LLEMMA-7b and LLEMMA-34b ([Azerbaiyev et al., 2023](#)). In the CompCert task, we compare with PROVERBOT9001 ([Sanchez-Stern et al., 2020](#)), which, while not LLM-based, is the best public model for Coq.

Ablations. We consider ablations of COPRA which use GPT-3.5 and CodeLlama ([Roziere et al., 2023](#)) as the underlying model. We also measure the effectiveness of backtracking in COPRA’s proof search. Additionally, we ablate for retrieved information and informal proofs as part of the global context during search.

Metric. The standard metric for evaluating theorem-provers is *pass@k* ([Lample et al., 2022](#)). In this metric, a prover is given a budget of k *proof attempts*; the method is considered successful if one of these attempts leads to success. We consider a refinement of this metric called *pass@k-with-n-queries*. Here, we measure the number of correct proofs that a prover can generate given k attempts, each with a budget of n queries from the LLM or neural model. We enforce that a single query includes exactly one action (a sequence of tactics) to be used in the search. We want this metric to be correlated with the number of correct proofs that the prover produces within a specified wall-clock time budget; however, the cost of an inference query on an LLM is proportional to the number of responses generated per query. To maintain the correlation between the number of inference queries and wall-clock time, we restrict each inference on the LLM to a single response (see Appendix A.1.2 for more details).

4.2. Results

Now we describe our experimental findings.

4.2.1. LEAN EXPERIMENTS

COPRA vs. Few-Shot LLM Queries. Statistics for the two approaches, as well as a comparison with the few-shot GPT-3.5 and GPT-4 baselines, appear in Table 1. As we see, COPRA offers a significant advantage over the few-shot

Evaluation on miniF2F-test		
Approach	$pass@k$ -with- n -queries $k \times n$ (Timeout)	% proved
Few-Shot (CodeLlama)	1×1 (600)	0.0%
Few-Shot (GPT 3.5)	1×1 (600)	2.8%
COPRA (CodeLlama)	1×500 (600)	5.73%
COPRA (GPT-3.5)	1×60 (600)	9.02%
Few-Shot	1×1 (600)	13.52%
Few-Shot ($T = 0.7$)	$60^\ddagger \times 1$ (600)	15.98%
REPROVER (- Retrieval)	1×1076 (600)	22.13%
COPRA (- Backtracking)	1×60 (600)	24.59%
REPROVER	1×3751 (600)	25.00%
LLEMMA-34b	1×3200 (600)	25.82%
LLEMMA-7b	1×3200 (600)	26.23%
COPRA	1×60 (600)	26.63%
COPRA (+ Retrieval)	1×60 (600)	29.09%
COPRA (+ Retrieval + Informal)	1×60 (600)	29.92%
COPRA (+ Retrieval + Informal)	1×100 (1200)	30.74%

Table 1: Aggregate statistics for COPRA and the baselines on miniF2F dataset. Note the various ablations of COPRA with and without retrieval or informal proofs. The timeout is a wall-clock time budget in seconds allocated across all attempts. Unless otherwise specified, (i) COPRA uses GPT-4 as the LLM (ii) the temperature (T) is set to 0.

approaches. For example, COPRA solves more than twice as many problems as the few-shot GPT-4 baseline, which indicates that the state information positively assists the search. Furthermore, we find that running the few-shot baseline with 60^\ddagger attempts (provided a nonzero temperature), exhibits considerably worse performance compared to COPRA. This indicates that COPRA makes more efficient use of queries to GPT-4 than the baseline, even when queries return a single tactic (as part of a stateful search), as opposed to a full proof. We include further details in Appendix A.1.1.

COPRA is capable of improving the performance of GPT-3.5, CodeLlama over its few-shot counterpart. We note that the use of GPT-4 seems essential, as weaker models like GPT-3.5 or CodeLlama have a reduced ability to generate responses following the specified output format.

Comparison with Finetuned Approaches on miniF2F.

[‡]To ensure fairness we matched the number of attempts for Few-Shot (GPT-4) baseline with the number of queries COPRA took to pass or fail for each theorem.

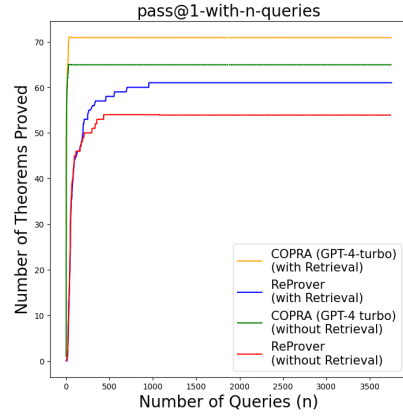


Figure 5: COPRA vs. REPROVER on the miniF2F benchmark.

Figure 5 shows our comparison results for the miniF2F domain. With a purely in-context learning approach, COPRA outperforms REPROVER, proving within just 60 queries theorems that REPROVER could not solve after a thousand queries. This is remarkable given that REPROVER was finetuned on a curated proof-step dataset derived from Lean’s mathlib library. For fairness, we ran REPROVER multiple times with 16, 32, and 64 (default) as the maximum number of queries per proof-step. We obtained the highest success rates for REPROVER with 64 queries per proof-step. We find that COPRA without retrieval produces more proofs than REPROVER with retrieval.

Our $pass@1$ performance surpasses those of the best open-source approaches for miniF2F-test on Lean. COPRA proves 29.09% of theorems in miniF2F-test theorems, which exceeds that of LLEMMA-7b & LLEMMA-34b, (Azerbayev et al., 2023) and REPROVER (Yang et al., 2023). It is important to note that these methods involve training on curated proof data, while COPRA relies only on in-context learning.

We also establish a correlation between the number of queries needed for a proof and wall-clock time in Table 3 (more details are discussed in Appendix A.1.3). Although the average time per query is higher for COPRA, COPRA still finds proofs almost 3x faster than REPROVER. This can be explained by the fact that our search is more effective as it uses 16x fewer queries than REPROVER (see Table 2). The average time per query includes the time taken to execute the generated proof step by the interactive theorem prover. Hence, a more effective model can be slow in generating responses while still proving faster compared to a model with quicker inference, by avoiding the waste of execution time on bad proof-steps.

Qualitative Analysis of Proofs. We performed an analysis of the different categories of miniF2F problems solved by COPRA and REPROVER. We see that certain kinds of problems, for example, International Mathematics Olympiad

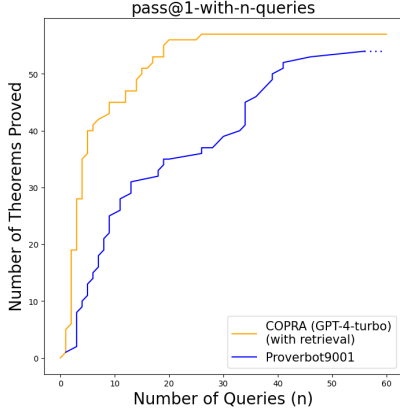


Figure 6: COPRA vs. PROVERBOT9001 on the Compcert benchmark.

```

theorem mathd_algebra_107
(x y : ℝ)
(h0 : x2 + 8 * x + y2 - 6 * y = 0) :
(x + 4)2 + (y - 3)2 = 52 :=
begin
  have h1 : (x + 4) ^ 2 = x ^ 2 + 8 * x + 16
  := by ring,
  have h2 : (y - 3) ^ 2 = y ^ 2 - 6 * y + 9
  := by ring,
  rw [h1, h2],
  ring_nf,
  linarith,
end
    
```

Figure 7: An interesting proof generated by COPRA while using informal proofs hints generated via GPT-4.

(IMO) problems and theorems that require induction, are difficult for both approaches. Figure 10 and Figure 11 show that COPRA proves more theorems in most of the categories and takes fewer steps consistently across all categories of problems in `miniF2F` as compared to REPROVER.

From our qualitative analysis, there are certain kinds of problems where our language-agent approach seems especially helpful. For instance, Figure 8 shows a problem in the ‘numbertheory’ category that REPROVER could not solve. More examples of interesting proofs that COPRA found appear in the Appendix A.2 in Figure 12.

Effectiveness of Informal Proofs, Retrieval, and Backtracking. We experiment with adding model-generated informal proofs as global context in COPRA’s proof search. As evidenced in Table 1, COPRA is able to outperform PACT (Han et al., 2021) and the state-of-the-art (29.6%) expert iteration method (Polu et al., 2022) in a *pass@1* search through the incorporation of informal proofs. Furthermore, increasing the maximum query count to 100 enables a further increase in COPRA’s performance to 30.74%. An example of a proof found when incorporating informal proofs is shown in Figure 7.

```

theorem mathd_numbertheory_100
(n : ℕ)
(h0 : 0 < n)
(h1 : nat.gcd n 40 = 10)
(h2 : nat.lcm n 40 = 280) :
n = 70 :=
begin
  have h3 : n * 40 = 10 * 280 := by rw ←[nat.
    gcd_mul_lcm n 40, h1, h2],
  exact (nat.eq_of_mul_eq_mul_right (by
    norm_num : 0 < 40) h3),
end
    
```

Figure 8: A theorem in the ‘numbertheory’ category that COPRA could prove but REPROVER could not. COPRA could prove this result because of retrieval. BM25 retrieval found the lemma “`pnat.gcd_mul_lcm : (n m : ℕ+) : (gcd n m) * (lcm n m) = n * m`” which helped COPRA to prove the theorem above.

From Table 1, we see that retrieval helps in proving more problems. Retrieval can be helpful as it often reduces the tendency of the model to hallucinate the lemma names. We include a proof generated by COPRA that uses a retrieved lemma in Figure 8.

We show the ablation for the backtracking feature of COPRA in Table 1. We note that backtracking helps when proofs are longer or more complex. We include additional examples in Figure 14.

Test-Set Memorization Concerns. Given that the pretraining corpus of GPT-4 is not publicly available, it is imperative to assess for the possibility of test-set leakage in our experiments. We perform an analysis of those proofs checked into the open-source `miniF2F` repository compared to those proofs COPRA discovers.

We categorize those proofs available in `miniF2F` according to the number of tactics required and the complexity of the tactic arguments. As seen in Table 4, we find that COPRA reproduces none of the “long” proofs in `miniF2F-test` repository. Similarities in proofs arise most frequently in the case where a single tactic (namely `linarith`, `nlinarith`, and `norm_num`) taking no arguments is sufficient. Setting aside these straightforward cases, approximately 91.93% of the proofs generated by COPRA either bear no overlap to proofs in `miniF2F`, or no proof has been checked in. These results can be found in detail in Appendix A.1.4. We provide examples of proofs generated by our approach compared to those included in `miniF2F` in Figure 13.

4.2.2. COQ EXPERIMENTS

COPRA can prove a significant portion of the theorems in our Coq evaluation set. As shown in Figure 6, COPRA slightly outperforms PROVERBOT9001 when both methods are afforded the same number of queries. COPRA with retrieval is capable of proving 57 of 118 theorems within

our cap of 60 queries. Furthermore, COPRA exceeds the few-shot baselines utilizing GPT-4 and GPT-3.5, which could prove 36 and 10 theorems, respectively, on our CompCert-based evaluation set. Some example Coq proofs generated by COPRA are shown in Appendix A.5 in Figure 17.

5. Related Work

Neural Theorem-Proving. There is a sizeable literature on search-based theorem-proving techniques based on supervised learning. Neural models are trained to predict a proof step given a context and the proof state, then employed to guide a search algorithm (e.g. best-first or depth-limited search) to synthesize the complete proof.

Early methods of this variety (Yang & Deng, 2019; Sanchez-Stern et al., 2020; Huang et al., 2019) used relatively small-scale neural networks as proof step predictors. Subsequent methods, starting with GPT-*f* (Polu & Sutskever, 2020), have used language models trained on proof data. PACT (Han et al., 2021) enhanced the training of such models with a set of self-supervised auxiliary tasks. Lample et al. (2022) introduced HyperTree Proof Search, an approach that uses a language model trained on proofs to guide an online MCTS-inspired, search algorithm.

Among results from the very recent past, REPROVER trains a retrieval-augmented transformer for proof generation in Lean. LLEMMA performs continued pretraining of the CodeLlama 7B & 34B LLMs on a math-focused corpus. Baldur (First et al., 2023) generates the whole proof in one-shot using an LLM and then performs a single *repair* step by passing error feedback through an LLM finetuned on (incorrect proof, error message, correct proof) tuples. AlphaGeometry (Trinh et al., 2024) integrates a transformer model trained on synthetic geometry data with a symbolic deduction engine to prove olympiad geometry problems. In contrast to these approaches, COPRA is entirely based on in-context learning.

We evaluated COPRA in the Lean and Coq environments. However, significant attention has been applied to theorem proving with LLMs in the interactive theorem prover Isabelle (Paulson, 1994). Theorem-proving systems for Lean and Isabelle are not directly comparable due to the substantial differences in automation provided by each language. Isabelle is equipped with Sledgehammer (Paulson & Blanchette, 2015), a powerful automated reasoning tool that calls external automated theorem provers such as E (Schulz, 2002) and Z3 (De Moura & Bjørner, 2008) to prove goals. Thor (Jiang et al., 2022a) augmented the PISA dataset (Jiang et al.) to include successful Sledgehammer invocations, and trained a language model to additionally predict hammer applications. Integrating these ideas with the COPRA approach is an interesting subject of future work.

The idea of using informal hints to guide proofs was first developed in DSP, which employed an LLM to translate informal proofs to formal sketches containing gaps, which are then proved with various automated reasoning tactics in Isabelle. Zhao et al. (2023) improved on DSP by rewriting the informal proofs to exhibit a more formal structure and employs a diffusion model to predict the optimal ordering of the few-shot examples. LEGOProver (Wang et al., 2023b) augmented DSP with a skill library that grows throughout proof search. Lyra (Zheng et al., 2023) iterated on DSP by utilizing error feedback several times to modify the formal sketch, using automated reasoning tools to amend incorrect proofs of intermediate hypotheses. However, the combination of search guided by informal proofs and in-context learning based on a high-capacity LLM is new to this paper.

In-Context Learning Agents. Several distinct in-context learning agent architectures have been proposed over the last year (Significant-Gravitas, 2023; Yao et al., 2022; Shinn et al., 2023; Wang et al., 2023a). These models combine an LLM’s capability to use tools (Schick et al., 2023), decompose a task into subtasks (Wei et al., 2022; Yao et al., 2023), and self-reflect (Shinn et al., 2023). However, we are the first to offer an in-context learning agent for theorem-proving.

6. Conclusion

We have presented COPRA, the first in-context-learning approach to theorem-proving in frameworks like Lean and Coq. The approach departs from prior LLM-based theorem-proving techniques by combining in-context learning, the use of execution feedback from the underlying proof environment, retrieval from an external database, and history-dependent backtracking search. We have empirically demonstrated that COPRA significantly outperforms few-shot LLM invocations at proof generation and also compares favorably to finetuned approaches.

As for future work, we gave GPT-4 a budget of at most 60 queries per problem for cost reasons. Whether the learning dynamics would drastically change with a much larger inference budget remains to be seen. Also, it is unclear whether a GPT-4-scale model is truly essential for our task. We have shown that the cheaper GPT-3.5 agent is not competitive against our GPT-4 agent; however, it is possible that a Llama-scale model that is explicitly finetuned on interactions between the model and the environment would have done better. While data on such interactions is not readily available, a fascinating possibility is to generate such data *synthetically* using the search mechanism of COPRA.

7. Impact Statement

This paper presents work that aims to advance the field of Machine Learning. There are many potential societal consequences of our work, none of which must be specifically highlighted here.

Funding Acknowledgements. This work was partially supported by NSF awards CCF-1918651 and CCF-2212559.

References

- Andrews, P. B. and Brown, C. E. Tps: A hybrid automatic-interactive system for developing proofs. *Journal of Applied Logic*, 4(4):367–395, 2006.
- Azerbaiyev, Z., Schoelkopf, H., Paster, K., Santos, M. D., McAleer, S., Jiang, A. Q., Deng, J., Biderman, S., and Welleck, S. Llemma: An open language model for mathematics, 2023.
- Blanchette, J. C., Bulwahn, L., and Nipkow, T. Automatic proof and disproof in isabelle/hol. In *Frontiers of Combining Systems: 8th International Symposium, FroCoS 2011, Saarbrücken, Germany, October 5-7, 2011. Proceedings 8*, pp. 12–27. Springer, 2011.
- Brown, T., Mann, B., Ryder, N., Subbiah, M., Kaplan, J. D., Dhariwal, P., Neelakantan, A., Shyam, P., Sastry, G., Askell, A., et al. Language models are few-shot learners. *Advances in neural information processing systems*, 33: 1877–1901, 2020.
- Bundy, A. The use of explicit plans to guide inductive proofs. In *9th International Conference on Automated Deduction: Argonne, Illinois, USA, May 23–26, 1988 Proceedings 9*, pp. 111–120. Springer, 1988.
- De Moura, L. and Bjørner, N. Z3: an efficient smt solver. In *Proceedings of the Theory and Practice of Software, 14th International Conference on Tools and Algorithms for the Construction and Analysis of Systems, TACAS’08/ETAPS’08*, pp. 337–340, Berlin, Heidelberg, 2008. Springer-Verlag. ISBN 3540787992.
- de Moura, L., Kong, S., Avigad, J., Van Doorn, F., and von Raumer, J. The Lean theorem prover (system description). In *Automated Deduction-CADE-25: 25th International Conference on Automated Deduction, Berlin, Germany, August 1-7, 2015, Proceedings 25*, pp. 378–388. Springer, 2015.
- First, E., Rabe, M. N., Ringer, T., and Brun, Y. Baldur: whole-proof generation and repair with large language models. *arXiv preprint arXiv:2303.04910*, 2023.
- Han, J. M., Rute, J., Wu, Y., Ayers, E. W., and Polu, S. Proof artifact co-training for theorem proving with language models. *arXiv preprint arXiv:2102.06203*, 2021.
- Hendrycks, D., Burns, C., Kadavath, S., Arora, A., Basart, S., Tang, E., Song, D., and Steinhardt, J. Measuring mathematical problem solving with the math dataset. 2021.
- Huang, D., Dhariwal, P., Song, D., and Sutskever, I. Gamepad: A learning environment for theorem proving. In *ICLR*, 2019.
- Huet, G., Kahn, G., and Paulin-Mohring, C. The coq proof assistant a tutorial. *Rapport Technique*, 178, 1997.
- Jiang, A. Q., Li, W., Han, J. M., and Wu, Y. Lisa: Language models of isabelle proofs.
- Jiang, A. Q., Li, W., Tworkowski, S., Czechowski, K., Odrzygóźdź, T., Miłoś, P., Wu, Y., and Jamnik, M. Thor: Wielding hammers to integrate language models and automated theorem provers. *Advances in Neural Information Processing Systems*, 35:8360–8373, 2022a.
- Jiang, A. Q., Welleck, S., Zhou, J. P., Li, W., Liu, J., Jamnik, M., Lacroix, T., Wu, Y., and Lample, G. Draft, sketch, and prove: Guiding formal theorem provers with informal proofs. *arXiv preprint arXiv:2210.12283*, 2022b.
- Lample, G., Lacroix, T., Lachaux, M.-A., Rodriguez, A., Hayat, A., Lavril, T., Ebner, G., and Martinet, X. Hyper-tree proof search for neural theorem proving. *Advances in Neural Information Processing Systems*, 35:26337–26349, 2022.
- Leroy, X. Formal verification of a realistic compiler. *Communications of the ACM*, 52(7):107–115, 2009.
- mathlib Community, T. The lean mathematical library. In *Proceedings of the 9th ACM SIGPLAN International Conference on Certified Programs and Proofs, POPL ’20*. ACM, January 2020. doi: 10.1145/3372885.3373824. URL <http://dx.doi.org/10.1145/3372885.3373824>.
- Newell, A., Shaw, J. C., and Simon, H. A. Empirical explorations of the logic theory machine: a case study in heuristic. In *Papers presented at the February 26-28, 1957, western joint computer conference: Techniques for reliability*, pp. 218–230, 1957.
- OpenAI. GPT-4 technical report, 2023a.
- OpenAI. GPT-4 and GPT-4 turbo, 2023b. URL <https://platform.openai.com/docs/models/gpt-4-and-gpt-4-turbo>.
- Paulson, L. and Blanchette, J. Three years of experience with sledgehammer, a practical link between automatic and interactive theorem provers. 02 2015. doi: 10.29007/tntf.

- Paulson, L. C. *Isabelle: A generic theorem prover*. Springer, 1994.
- Polu, S. and Sutskever, I. Generative language modeling for automated theorem proving. *arXiv preprint arXiv:2009.03393*, 2020.
- Polu, S., Han, J. M., Zheng, K., Baksys, M., Babuschkin, I., and Sutskever, I. Formal mathematics statement curriculum learning. *arXiv preprint arXiv:2202.01344*, 2022.
- Ramesh, A., Pavlov, M., Goh, G., Gray, S., Voss, C., Radford, A., Chen, M., and Sutskever, I. Zero-shot text-to-image generation. In *International Conference on Machine Learning*, pp. 8821–8831. PMLR, 2021.
- Roziere, B., Gehring, J., Gloeckle, F., Sootla, S., Gat, I., Tan, X. E., Adi, Y., Liu, J., Remez, T., Rapin, J., et al. Code llama: Open foundation models for code. *arXiv preprint arXiv:2308.12950*, 2023.
- Sanchez-Stern, A., Alhessi, Y., Saul, L., and Lerner, S. Generating correctness proofs with neural networks. In *Proceedings of the 4th ACM SIGPLAN International Workshop on Machine Learning and Programming Languages*, pp. 1–10, 2020.
- Schick, T., Dwivedi-Yu, J., Dessì, R., Raileanu, R., Lomeli, M., Zettlemoyer, L., Cancedda, N., and Scialom, T. Toolformer: Language models can teach themselves to use tools. *arXiv preprint arXiv:2302.04761*, 2023.
- Schulz, S. E - a brainiac theorem prover. *AI Commun.*, 15 (2,3):111–126, aug 2002. ISSN 0921-7126.
- Shinn, N., Cassano, F., Labash, B., Gopinath, A., Narasimhan, K., and Yao, S. Reflexion: Language agents with verbal reinforcement learning. *arXiv preprint arXiv:2303.11366*, 2023.
- Significant-Gravitas. Autogpt. <https://github.com/Significant-Gravitas/Auto-GPT>, 2023.
- Touvron, H., Lavril, T., Izacard, G., Martinet, X., Lachaux, M.-A., Lacroix, T., Rozière, B., Goyal, N., Hambro, E., Azhar, F., et al. Llama: Open and efficient foundation language models. *arXiv preprint arXiv:2302.13971*, 2023.
- Trinh, T. H., Wu, Y., Le, Q. V., He, H., and Luong, T. Solving olympiad geometry without human demonstrations. *Nature*, 625(7995):476–482, 2024.
- Wang, G., Xie, Y., Jiang, Y., Mandlkar, A., Xiao, C., Zhu, Y., Fan, L., and Anandkumar, A. Voyager: An open-ended embodied agent with large language models. *arXiv preprint arXiv:2305.16291*, 2023a.
- Wang, H., Xin, H., Zheng, C., Li, L., Liu, Z., Cao, Q., Huang, Y., Xiong, J., Shi, H., Xie, E., Yin, J., Li, Z., Liao, H., and Liang, X. Lego-prover: Neural theorem proving with growing libraries. 2023b.
- Wei, J., Wang, X., Schuurmans, D., Bosma, M., Xia, F., Chi, E., Le, Q. V., Zhou, D., et al. Chain-of-thought prompting elicits reasoning in large language models. *Advances in Neural Information Processing Systems*, 35: 24824–24837, 2022.
- Yang, K. and Deng, J. Learning to prove theorems via interacting with proof assistants. In *International Conference on Machine Learning*, pp. 6984–6994. PMLR, 2019.
- Yang, K., Swope, A. M., Gu, A., Chalamala, R., Song, P., Yu, S., Godil, S., Prenger, R., and Anandkumar, A. Landojo: Theorem proving with retrieval-augmented language models. *arXiv preprint arXiv:2306.15626*, 2023.
- Yao, S., Zhao, J., Yu, D., Du, N., Shafran, I., Narasimhan, K., and Cao, Y. React: Synergizing reasoning and acting in language models. *arXiv preprint arXiv:2210.03629*, 2022.
- Yao, S., Yu, D., Zhao, J., Shafran, I., Griffiths, T. L., Cao, Y., and Narasimhan, K. Tree of thoughts: Deliberate problem solving with large language models. *arXiv preprint arXiv:2305.10601*, 2023.
- Zhao, X., Li, W., and Kong, L. Decomposing the enigma: Subgoal-based demonstration learning for formal theorem proving. 2023.
- Zheng, C., Wang, H., Xie, E., Liu, Z., Sun, J., Xin, H., Shen, J., Li, Z., and Li, Y. Lyra: Orchestrating dual correction in automated theorem proving. 2023.
- Zheng, K., Han, J. M., and Polu, S. Minif2f: a cross-system benchmark for formal olympiad-level mathematics. *arXiv preprint arXiv:2109.00110*, 2021.

A. Appendix

A.1. Evaluation Details

A.1.1. COPRA IMPLEMENTATION SETUP DETAILS

We introduce a common proof environment for COPRA, which can also be used by any other approach for theorem proving. The proof environment is agnostic of language and domain, having a common interface that makes COPRA work seamlessly for both Lean and Coq. As per our knowledge, this is the first polyglot and domain-agnostic open interface that can allow training or testing of various neural theorem-proving approaches. It also supports the use of tools like retrieval from the lemma repository, and the use of informal proofs when available (as in the case of `miniF2F`). In the future, we plan to support more proof languages. Our tool provides support for various LLMs other than the GPT-series, including open-sourced LLMs like Llama 2 (Touvron et al., 2023) and Code Llama (Roziere et al., 2023). For most of our experiments, all the theorems are searched within a timeout of 600 seconds (10 minutes) and with a maximum of 60 LLM inference calls (whichever exhausts first). To make it comparable across various LLMs, only one response is generated per inference. All these responses are generated with the *temperature* set to zero, which ensures that the responses generated are more deterministic, focused, and comparable. In one of our ablations with few-shot GPT-4, we use set the *temperature* to 0.7 and run more than 1 attempt. The number of attempts for few-shot GPT-4 matches the number of queries COPRA takes to either successfully prove or fail to prove a certain theorem. This comparison is not completely fair for COPRA because individual queries focus on a single proof step and cannot see the original goal, yet measures a useful experiment which indicates the benefits of COPRA’s stateful search under a fixed budget of API calls to GPT-4.

We use GPT-3.5, GPT-4 (OpenAI, 2023b), and CodeLLama (Roziere et al., 2023) to test the capabilities of COPRA. We find that it is best to use COPRA’s different capabilities in an ensemble to enhance its performance while also minimizing cost. Therefore, we first try to find the proof without retrieval, then with retrieval, and finally with informal proofs (if available) only when we fail with retrieval. The informal proofs are used more like informal sketches for the formal proof and are generated in a separate few-shot invocation of the LLM. Thereafter, COPRA simply adds the informal proofs to its prompt which guides the search. To ensure fairness in comparison, we make sure that the number of guidance steps is capped at 60 and the 10-minute timeout is spread across all these ensemble executions. The use of a failure dictionary (see Section 3) enables fast failure (see Table 3) which helps in using more strategies along with COPRA within the 60 guidance-step cap and 10-minute timeout. From Table 2, it is clear that despite the signifi-

cant overlap between the different ablations, the ensemble covers more cases than just using one strategy with COPRA. While extra lemmas are often useful, the addition of extra information from retrieval may also be misleading because the retriever can find lemmas that are not relevant to proving the goal, so the best performance is acquired by using the different capabilities in the manner we describe. Similarly, the use of informal proofs as a sketch for formal proofs can potentially increase the number of steps needed in a formal proof, decreasing the search efficacy. For example, an informal proof can suggest the use of multiple rewrites for performing some algebraic manipulation which can be easily handled with powerful tactics like `linarith` in Lean.

A.1.2. METRIC: *pass@k-with-n-queries-steps*

We consider the metric *pass@k-with-n-queries* to assess the speed of the proposed approach and the effectiveness of the LLM or neural network to guide the proof search. It is a reasonable metric because it does a more even-handed trade-off in accounting for the time taken to complete a proof and at the same time ignores very low-level hardware details.

Different approaches need a different amount of guidance from a neural model to find the right proof. For example, approaches like Baldur (First et al., 2023), DSP (Jiang et al., 2022b), etc., generate the whole proof all at once. On the other hand, GPT-*f* (Polu & Sutskever, 2020), PACT (Han et al., 2021), REPROVER (Yang et al., 2023), Proverbot (Sanchez-Stern et al., 2020), and COPRA generate proofs in a step-by-step fashion. We argue that *pass@k-with-n-queries* is a fairer metric to compare these different types of approaches because it correlates with the effectiveness of the proof-finding algorithm in an implementation-agnostic way. Since the exact time might not always be a good reflection of the effectiveness because of hardware differences, network throttling, etc., it makes sense to not compare directly on metrics like *pass@k-minutes* or *pass@k-seconds*. Not only these metrics will be brittle and very sensitive to the size, hardware, and other implementation details of the model, but not every search implementation will be based on a timeout. For example, PROVERBOT9001 does not use timeout-based search (and hence we don’t compare on the basis of time with PROVERBOT9001).

A.1.3. *pass@k-with-n-queries* VERSUS WALL-CLOCK TIME

We show that *pass@k-with-n-queries*, correlates very well with wall-clock time for finding proofs by using the metric *pass@k-seconds*. *pass@k-seconds* measures the number of proofs that an approach can find in less than *k* seconds. The plot in Figure 9 shows that *pass@k-seconds* follows the same trend as *pass@k-with-n-queries* as shown in Figure 5.

We can use the comparison of COPRA with REPROVER

Evaluation on miniF2F-test			
Approach	Avg. Query in Total	Avg. Query on Failure	Avg. Query on Pass
REPROVER (- Retrieval)	350.7	427.24	81.6
REPROVER	1015.32	1312.89	122.62
COPRA	21.73	28.23	3.83
COPRA (+ Retrieval)	37.88	50.90	7.38

Table 2: Aggregate effectiveness statistics for COPRA and the baselines on miniF2F dataset. We can see the various ablations of COPRA with and without retrieval.

Approach	Avg. Time In Seconds					
	Per Proof			Per Query		
	On Pass	On Fail	All	On Pass	On Fail	All
ReProver (on CPU - retrieval)	279.19	618.97	543.78	3.42	1.45	1.55
ReProver (on GPU - retrieval)	267.94	601.35	520.74	2.06	0.44	0.48
ReProver (on GPU + retrieval)	301.20	605.29	529.27	2.46	0.46	0.52
COPRA (GPT-3.5)	39.13	134.26	122.21	15.97	9.43	9.53
COPRA (GPT-4)	67.45	370.71	289.92	17.61	13.09	13.34
COPRA (GPT-4 + retrieval)	117.85	678.51	510.78	15.97	13.33	13.48

Table 3: Average time taken by our approach (COPRA) and REPROVER on miniF2F dataset. We split the values according to the success of the proof search on that problem. We also report values per query.

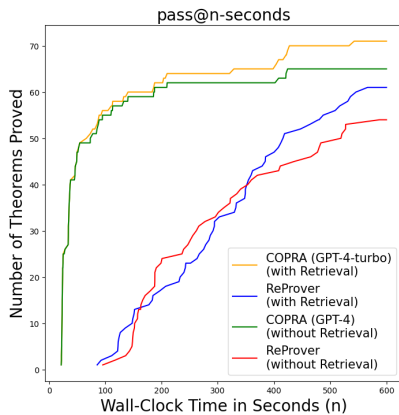


Figure 9: COPRA vs. REPROVER on the miniF2F benchmark on $pass@n$ -seconds metric

(Yang et al., 2023) on the miniF2F dataset to explain the correlation between finding proofs fast and $pass@k$ -with- n -queries. From Table 3, we know that on average the time taken per guidance (which includes time taken to execute the proof steps on ITP as well) is around 0.52 seconds for REPROVER and 13.48 seconds for COPRA. Given that REPROVER’s guidance LLM is small, we can assume that REPROVER does not take any time (zero time) to query its LLM and spends most of the 0.52 seconds running the proof steps on ITP. Now, we can reasonably estimate GPT-4 average response time to be approximately 13 seconds from Table 3. However, we see that the number of guidance used by REPROVER (from Table 2) is about 16x higher on success. Interesting, this also shows up in the wall clock time, which is around 3x higher for REPROVER on success, so there is a tradeoff between the two, but the number of queries dominates when the guidance model is of low quality. Hence, given a high-quality guidance model, we can empirically argue that asymptotically the search will converge to a proof faster (assuming a proof is achievable with the guidance model).

A.1.4. DATA LEAKAGE IN GPT-4

With the closed-source nature of GPT-4’s pretraining data, it is hard to know if there is any accidental leakage of the evaluation set in the training data itself. The data leakage problem is applicable to all generative AI approaches based on large pretrained models, whose pretraining data is rarely publicly accessible. For coding and language generation

tasks, which have been studied in more depth, the use of large pretrained LLMs has now become standard, simply because the benefits of scale are simply too significant to ignore. We believe that the field of AI-for-math is also taking a similar trajectory.

Data leakages can be direct or indirect hints to solve the evaluation set. Even with open LLMs like Llama (Touvron et al., 2023), it is computationally hard to detect these hints in the pretraining data given the LLMs are trained on trillions of tokens. However, after a thorough analysis of the proofs generated by COPRA on the miniF2F dataset, we can safely conclude that data leakage is not a significant contributor to our results.

First, we note that COPRA significantly outperforms few-shot invocations of GPT-4. If the results on COPRA were significantly tainted by data leakage, we would have expected better performance from few-shot GPT-4.

It is highly unlikely that GPT-4 has been trained on proof-state and tactic pair generated by hooking up the Lean ITP. Not all the formal proofs of the miniF2F test dataset are available online (only 80 proofs are available in Lean). Furthermore, if one were to manually annotate (proof state, tactic) pairs, one would need ground truth tactics to annotate with, the majority of which do not appear in miniF2F-test. Given that GPT-4 is a general-purpose LLM, it is highly unlikely that while training GPT-4 the miniF2F dataset was first manually annotated, and then proof-state and tactic pair information was collected by hooking up the Lean ITP.

Also, in our agent interactions, we limit ourselves only to the goal at that point. There is no mention of the original theorem anywhere (except for the very first proof-state), so the chances that GPT-4 can correlate any intermediate state with the original theorem are slim, unless it has learned a model of Lean’s kernel, which is highly unlikely. It is also improbable that GPT-4 has seen the proof-state in the same format that we use, let alone using the execution feedback which has not been used in any known previous works for Lean.

One could hypothesize that some of the few-shot GPT-4 proofs might be influenced by potential training on the miniF2F dataset. However, this does not seem to be true because we see that most of the proofs we generated were either not mentioned in the miniF2F test dataset or completely different from the manually written proofs in the miniF2F test dataset (including the first step mismatch). Table 4 shows the detailed analysis of proofs generated by COPRA and the proofs mentioned in miniF2F test dataset for Lean. From the Table 4, it is clear that most of the proofs generated by COPRA are different from the proofs mentioned in the miniF2F. The ones that are exactly the same are simple single-tactic proofs that just use exactly one

of the `linarith`, `nlinarith`, or `norm_num` tactics without any arguments. If we set aside these straightforward simple cases, then about 91.93% of the proofs generated by COPRA are either different from the proofs mentioned in the miniF2F or do not have a proof mentioned in the miniF2F dataset. Out of all proofs generated by COPRA about 25.33% proofs are for theorems that have no proofs mentioned in the miniF2F test dataset as compared to 22.95% for REPROVER. Some of the proofs generated by our approach as compared to proofs mentioned in the miniF2F test dataset are shown in Figure 13.

Finally, the ability of agent interactions to enhance the basic LLM approach seems to transcend OpenAI’s LLMs. We ran COPRA on the recently released CodeLLama LLM. From Table 2, COPRA improved CodeLLama’s capabilities to prove theorems by about 5% on miniF2F dataset. This indicates that the in-context learning capabilities that we build are transferable and LLM-agnostic.

A.1.5. COMPARISON WITH METHODS USING INFORMAL PROOFS

A formal proof is something that can be automatically verified using an interactive theorem prover, whereas an informal proof is written in natural language can only be verified by a human. An interactive theorem prover (ITP) is a software tool to assist with the development of formal proofs by human-machine collaboration. This involves a sort of interactive proof editor, or other interfaces, with which a human can guide the search for proofs. Generally, formal proofs are much more rigorous and pedantic than informal proofs. So informal proof can be loosely considered as a proof sketch based on which one can write rigorous machine-checkable formal proofs.

Methods that use DSP pipeline that uses informal proofs to find the formal proofs work very well on datasets like miniF2F which have problems from math competitions. However, real-world math formulations are not necessarily math competition problems with well-known informal proofs. Certain domains like software verification like CompCert do not have any notion of informal proofs. It is important to note that having access to informal proofs (human-written or LLM-generated) simplifies the problem of synthesizing the formal proof into more of a translation problem, and that is one of the reasons why DSP-like approaches perform well on miniF2F dataset. These approaches will work very well if the LLM can use its memory component to effectively recall the informal proof of a well-known math competition problem. However, a lot of formal theorem proving happens on a completely new set of formalizations which are heavily customized depending on the domain. For example, in the field of software verification, we will have a custom mathematical model defined for the software which

	Proofs found in miniF2F-test						Proofs NOT in miniF2F	Total
	Single-Tactic Simple Proofs			Two-Tactic Proofs	Longer OR Complex Proofs	Total		
Tactics Used — Proof Count	linarith	norm_num	nlinarith	two tactics	> 2 tactics OR 1 tactic multi-args		sorry	
Proof Count	11	12	2	16	39	80	164	244
Exact Match COPRA Count	7	10	0	5	0	22	0	22
1 st Tactic Match COPRA Count	7	10	0	8	4	29	0	29
Distinct COPRA Count	4	2	2	9	17	34	19	53 / 75 70.67%
Distinct COPRA Count ex Single-Tactic	-	-	-	9	17	34	19	53 / 58 91.37%
All COPRA Count	11	12	2	14	17	56	19	75

Table 4: Analysis of proof generated by COPRA (GPT-4 + Retrieval + Informal) on miniF2F test dataset for Lean. See Table 1 for details about various ablations.

has no informal proofs or definitions which can be recalled from memory by the LLMs. It is also important to note that the accuracy numbers in (Jiang et al., 2022b) are not directly comparable to ours because they use different proof languages. Isabelle is used in DSP-like approaches which have powerful automatic reasoning tools like Sledgehammer, unlike Lean.

Our approach is generic and can work for any domain where formal theorem proving is used. It is one of the first methods which is domain and proof language agnostic.

A.2. Example Proofs generated For miniF2F

Fig. 12 shows some other interesting proofs generated by our approach on miniF2F dataset.

A.3. System Prompts For miniF2F

Parts of the ‘system prompt’ used by COPRA for theorem proving in Lean are shown in Fig. 15.

A.4. System Prompts For CompCert

Parts of the ‘system prompt’ used by COPRA for theorem proving in Coq are shown in Fig. 16.

A.5. Example Proofs generated For CompCert

Fig. 17 shows some interesting proofs generated by our approach on the CompCert dataset.

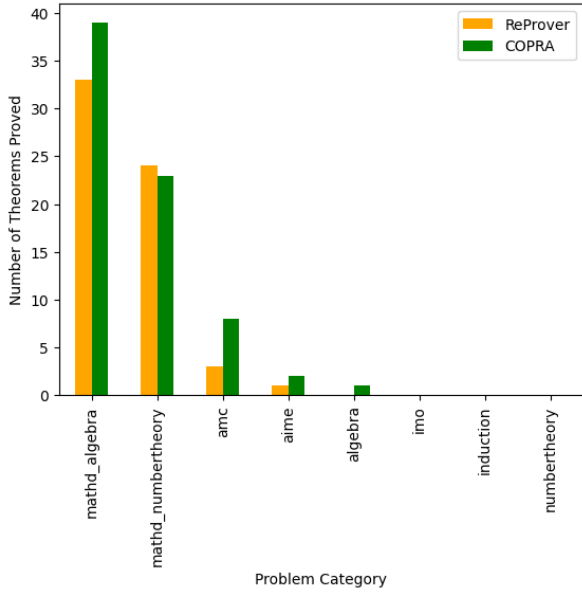


Figure 10: Breakdown of theorems proved in various categories by COPRA (GPT-4 + retrieval + informal proof): Problems solved in different categories in miniF2F test dataset. Notice that ‘IMO’ and ‘Induction’ problems are hard for both approaches. COPRA does more problems than REPROVER in most of the categories.

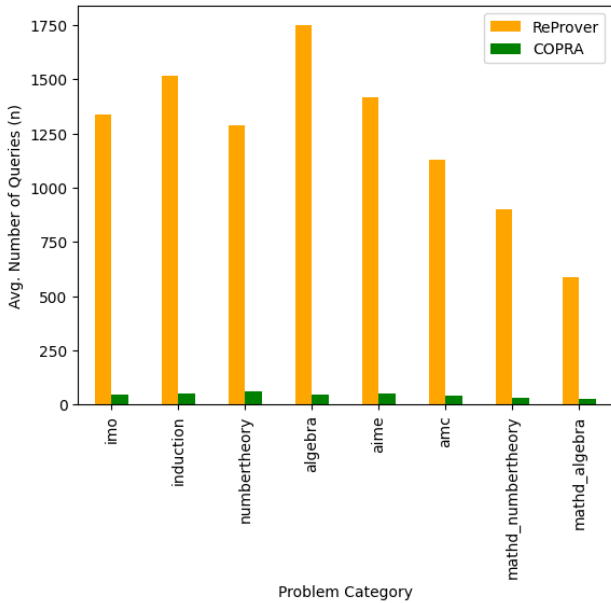


Figure 11: Breakdown of theorems proved in various categories by COPRA (GPT-4 + retrieval + informal proof): Number of queries needed in different categories in miniF2F test dataset. Notice that COPRA takes very less queries to solve the problems in each category.

```

(a)
theorem mathd_numbertheory_100 (n : ℕ)
(h₀ : 0 < n)
(h₁ : nat.gcd n 40 = 10)
(h₂ : nat.lcm n 40 = 280) :
n = 70 :=
begin
  have h₃ : n * 40 = 10 *
    280 := by rw +[nat.
      gcd_mul_lcm n 40, h₁, h₂],
  exact (nat.
    eq_of_mul_eq_mul_right (
      by norm_num : 0 < 40) h₃),
end

(b)
theorem mathd_numbertheory_447 :
Σ k in finset.filter (λ x, |3
  x) (finset.Icc 1 49), (k
    % 10) = 78 :=
begin
  norm_num [finset.
    sum_filter, finset.Icc],
  ring,
end

(c)
theorem mathd_algebra_158
(a : ℕ)
(h₀ : even a)
(h₁ : ↑Σ k in finset.range 8,
  (2 * k + 1) - ↑Σ k in
  finset.range 5, (a + 2 *
    k) = (4:ℤ)) :
a = 8 :=
begin
  simp only [finset.
    sum_range_succ, finset.
    sum_range_zero, add_zero,
    finset.sum_const, finset.
    card_range, nsmul_eq_mul,
    finset.sum_add_distrib,
    finset.mul_sum, finset.
    sum_mul] at h₁,
  norm_num at h₁,
  linarith,
end

(d)
theorem mathd_numbertheory_341
(a b c : ℕ)
(h₀ : a ≤ 9 ∧ b ≤ 9 ∧ c ≤
  9)
(h₁ : nat.digits 10 ((5^100) %
  1000) = [c,b,a]) :
a + b + c = 13 :=
begin
  norm_num at h₁,
  cases h₁,
  linarith,
end

(e)
theorem amc12b_2002_p7
(a b c : ℕ)
(h₀ : 0 < a ∧ 0 < b ∧ 0 < c)
(h₁ : b = a + 1)
(h₂ : c = b + 1)
(h₃ : a * b * c = 8 * (a + b + c)) :
a^2 + (b^2 + c^2) = 77 :=
begin
  rw [h₁, h₂] at h₃,
  ring_nf at h₃,
  rw [h₁, h₂],
  ring_nf,
  simp [h₁, h₂] at *,
  ring_nf at *,
  nlinarith,
end

```

Figure 12: Some other interesting proofs generated for miniF2F by COPRA. The length of the proofs generated shows that interaction with the environment helps in fixing the errors encountered while writing long proofs. These long sequences of rewrites are not easy to synthesize without knowing the exact execution feedback from the environment which often contains the hint to fix the rewrites.

<pre>(a.1) theorem mathd_numbertheory_3 : (∑ x in finset.range 10, ((x + 1)^2)) % 10 = 5 := begin dec_trivial!, end</pre>	<pre>(a.2) theorem mathd_numbertheory_3 : (∑ x in finset.range 10, ((x + 1)^2)) % 10 = 5 := begin simp only [finset.sum_range_succ, finset. sum_range_zero, add_zero, pow_two], norm_num, end</pre>
<pre>(b.1) theorem mathd_algebra_209 (σ : equiv ℝ ℝ) (h₀ : σ.2 2 = 10) (h₁ : σ.2 10 = 1) (h₂ : σ.2 1 = 2) : σ.1 (σ.1 10) = 1 := begin rw ← [h₀, ← h₂], simp, end</pre>	<pre>(b.2) theorem mathd_algebra_209 (σ : equiv ℝ ℝ) (h₀ : σ.2 2 = 10) (h₁ : σ.2 10 = 1) (h₂ : σ.2 1 = 2) : σ.1 (σ.1 10) = 1 := begin apply_fun σ.inv_fun at h₁, rw equiv.inv_fun_as_coe at h₁, rw ←h₀ at h₁, rw ←h₂ at h₁, rw ←h₀, rw equiv.inv_fun_as_coe at h₀, apply_fun σ at h₁, rw equiv.inv_fun_as_coe at h₁, rw ←h₂, rw equiv.inv_fun_as_coe at h₂, simp [equiv.symm_apply_apply], end</pre>
<pre>(c.1) theorem mathd_numbertheory_229 : (5^30) % 7 = 1 := begin have five_to_thirty_is_one : (5^30 : zmod 7) = 1 := begin have five_to_the_six_is_one : (5^6 : zmod 7) = 1, by dec_trivial, have break_power : (5^30 : zmod 7) = (5^6)^5, by norm_num, rw break_power, rw five_to_the_six_is_one, norm_num, end, change 5^30 ≡ 1 [MOD 7], rw ←zmod.eq_iff_modeq_nat, exact_mod_cast five_to_thirty_is_one, end</pre>	<pre>(c.2) theorem mathd_numbertheory_229 : (5^30) % 7 = 1 := begin norm_num, end</pre>

Figure 13: Some proofs found by COPRA as compared to the proofs mentioned in the miniF2F test dataset. It is interesting to see that the proofs generated by COPRA are different from the proofs mentioned in the repository. This is especially true when the proofs are longer. It is also worth noting that occasionally COPRA can find very simple proofs for longer proofs mentioned in miniF2F test dataset. (a.1), (b.1), and (c.1) show the proofs as mentioned in the miniF2F dataset, while (a.2), (b.2), and (c.2) show the corresponding proofs generated by COPRA.

```

(a)
theorem mathd_algebra_158
(a : ℕ)
(h₀ : even a)
(h₁ : ↑∑ k in finset.range 8,
  (2 * k + 1) - ↑∑ k in
  finset.range 5, (a + 2 *
  k) = (4:ℤ)) :
a = 8 :=
begin
  simp only [finset.
  sum_range_succ, finset.
  sum_range_zero, add_zero,
  finset.sum_const, finset.
  card_range, nsmul_eq_mul,
  finset.sum_add_distrib,
  finset.mul_sum, finset.
  sum_mul] at h₁,
  norm_num at h₁,
  linarith,
end

(b)
theorem mathd_algebra_44
(s t : ℝ)
(h₀ : s = 9 - 2 * t)
(h₁ : t = 3 * s + 1) :
s = 1 ∧ t = 4 :=
begin
  split,
  rw h₁ at h₀,
  rw h₀,
  linarith,
  rw h₀ at h₁,
  rw h₁ at h₀,
  linarith,
end

(c)
theorem aime_1990_p4
(x : ℝ)
(h₀ : 0 < x)
(h₁ : x^2 - 10 * x - 29 ≠ 0)
(h₂ : x^2 - 10 * x - 45 ≠ 0)
(h₃ : x^2 - 10 * x - 69 ≠ 0)
(h₄ : 1 / (x^2 - 10 * x - 29)
  + 1 / (x^2 - 10 * x - 45)
  - 2 / (x^2 - 10 * x -
  69) = 0) :
x = 13 :=
begin
  ring_nf at h₄,
  have h₅ : (x ^ 2 - 10 * x -
  - 29) * (x ^ 2 - 10 * x -
  - 45) * (x ^ 2 - 10 * x -
  69) ≠ 0 := mul_ne_zero (
  mul_ne_zero h₁ h₂) h₃,
  field_simp [h₅] at h₄,
  ring_nf at h₄,
  nlinarith,
end

(d)
theorem amc12b_2002_p7
(a b c : ℕ)
(h₀ : 0 < a ∧ 0 < b ∧ 0 < c)
(h₁ : b = a + 1)
(h₂ : c = b + 1)
(h₃ : a * b * c = 8 * (a + b +
  c)) :
a^2 + (b^2 + c^2) = 77 :=
begin
  rw [h₁, h₂] at h₃,
  ring_nf at h₃,
  rw [h₁, h₂],
  ring_nf,
  simp [h₁, h₂] at *,
  ring_nf at *,
  nlinarith,
end

(e)
theorem mathd_algebra_113
(x : ℝ) :
x^2 - 14 * x + 3 ≥ 7^2 - 14 * 7 + 3
:=
begin
  apply le_of_sub_nonneg,
  ring_nf,
  have : (x - 14) * x + 49 = (x -
  7) ^ 2, by ring,
  rw this,
  apply pow_two_nonneg,
end

```

Figure 14: Some interesting proofs generated for miniF2F dataset which were generated because of COPRA’s backtracking capabilities.

You are a proficient formal theorem-proving agent in Lean 3. You are tasked with predicting the next proof step given the current proof state, which is described in the following format:

1. All the goals are described under the `[GOALS]` keyword. Each goal following `[GOALS]` is described under the keyword `[GOAL] i`, where `i` is a positive integer. For example, `[GOAL] 1`, `[GOAL] 2`, etc.
2. Within each `[GOAL] i` keyword, the goal is described as a human-readable serialized version of the proof state as shown while running the `lean` command. Each goal may be accompanied by hypotheses, which are described under the keyword `[HYPOTHESES] i`. Each hypothesis following `[HYPOTHESES] i` starts with the prefix `[HYPOTHESIS]`. Apart from goals and hypotheses, the OPTIONAL keywords `[DEFINITIONS] i` and `[THEOREMS] i` may appear, which respectively describe the relevant definitions of symbols and terms used in that goal and some potentially useful theorems or lemmas which might help in proving the goal. Each definition within `[DEFINITIONS]` starts with the prefix `[DEFINITION]`. Similarly, each theorem/lemma within `[THEOREMS]` starts with the prefix `[THEOREM]`. If you choose to use a theorem described in `[THEOREMS] i`, be SURE that it applies and is useful for proving the goal.
3. The `[STEPS]` keyword is used to describe the proof-steps which were used to obtain the current proof state from the original theorem. Each proof step starts with the prefix `[STEP]` and is a valid Lean tactic. For example, `[STEPS][STEP]rw h1 at h2,[STEP]{linarith},`.`
4. Sometimes the `[INCORRECT STEPS]` keyword will appear, which describes proof-steps which should NOT be generated. For example, `[INCORRECT STEPS][STEP]apply h1,[STEP]rw +h1. **DO NOT** generate these [INCORRECT STEPS] again, as they are failed proof steps which have already been tried. Re-generating such proof steps will cause backtracking and early termination of your proof search.`
5. There is also an optional `[LAST STEP]` keyword which describes the proof-step generated last time. If the proof-step was incorrect, then it is also followed by an error message from Lean 3 environment described with the `[ERROR MESSAGE]` keyword. For example, `[LAST STEP]linarith,\n[ERROR MESSAGE]linarith failed to find a contradiction\nstate:\nx y : ℝ,\nh1 : x = 3 - 2 * y,\nh2 : 2 * x - y = 1\n- false`.` You can use the error message as guidance in predicting a correct proof-step. Do not generate tactics which you believe will result in the same error. If the proof-step was correct then it is followed by the keyword `[SUCCESS]`. For example, `[LAST STEP]linarith,[SUCCESS]`. Do NOT generate the last proof-step again if it was NOT successful, this will also cause early termination of your proof search.
6. Sometimes there can be errors in the format of the generated response. This is reported using the keyword `[ERROR]` followed by the error message. For example, `[ERROR]\nInvalid response:\n'Great! The proof is complete.', \nStopping Reason: 'stop'.\n Please respond only in the format specified.[END]`. This means that the response generated by you was not in the specified format.

Start your response with `[RUN TACTIC]` followed by the tactic which will help in proving the current proof state, and then `[END]`. For example, `[RUN TACTIC] induction c, [END]`. Do NOT finish the proof in one shot ending with `end`, which signifies the end of a Lean 3 proof. Generate exactly ONE proof-step. Multiple proof steps are more error prone, because you will not get a chance to see intermediate proof state descriptions.....

Figure 15: Parts of “system prompt” used by COPRA for Lean.

You are a proficient formal theorem-proving agent in Coq. You are tasked with predicting the next proof step given the current proof state, which is described in the following format:

1. All the goals are described under the `[GOALS]` keyword. Each goal following `[GOALS]` is described under the keyword `[GOAL] i`, where `i` is a positive integer. For example, `[GOAL] 1`, `[GOAL] 2`, etc.
2. Within each `[GOAL] i` keyword, the goal is described as a human-readable serialized version of the proof state as shown while running the `lean` command. Each goal may be accompanied by hypotheses, which are described under the keyword `[HYPOTHESES] i`. Each hypothesis following `[HYPOTHESES] i` starts with the prefix `[HYPOTHESIS]`. Apart from goals and hypotheses, the OPTIONAL keywords `[DEFINITIONS] i` and `[THEOREMS] i` may appear, which respectively describe the relevant definitions of symbols and terms used in that goal and some potentially useful theorems or lemmas which might help in proving the goal. Each definition within `[DEFINITIONS]` starts with the prefix `[DEFINITION]`. Similarly, each theorem/lemma within `[THEOREMS]` starts with the prefix `[THEOREM]`. If you choose to use a theorem described in `[THEOREMS] i`, be SURE that it applies and is useful for proving the goal.
3. The `[STEPS]` keyword is used to describe the proof-steps which were used to obtain the current proof state from the original theorem. Each proof step starts with the prefix `[STEP]`, and is a valid Coq tactic ending with a `.`. For example, `[STEPS][STEP]intros a.[STEP]induction a.`
4. Sometimes the `[INCORRECT STEPS]` keyword will appear, which describes proof-steps which should NOT be generated. For example, `[INCORRECT STEPS][STEP]apply mul_assoc.[STEP]rewrite <- H.`. ****DO NOT**** generate these `[INCORRECT STEPS]` again, as they are failed proof steps which have already been tried. Re-generating such proof steps will cause backtracking and early termination of your proof search.
5. There is also an optional `[LAST STEP]` keyword which describes the proof-step generated last time. If the proof-step was incorrect, then it is also followed by an error message from Coq environment described with the `[ERROR MESSAGE]` keyword. For example, `[LAST STEP]reflexivity.[ERROR MESSAGE]Error: In environment\nn : nat\nUnable to unify "n" with "n + 0".`. You can use the error message as guidance in predicting a correct proof-step. Do not generate tactics which you believe will result in the same error. If the proof-step was correct then it is followed by the keyword `[SUCCESS]`. For example, `[LAST STEP]reflexivity.[SUCCESS]`. Do NOT generate the last proof-step again if it was NOT successful, this will also cause early termination of your proof search.
6. Sometimes there can be errors in the format of the generated response. This is reported using the keyword `[ERROR]` followed by the error message. For example, `[ERROR]\nInvalid response:\n'Great! The proof is complete.', \nStopping Reason: 'stop'.\nPlease respond only in the format specified.[END]`. This means that the response generated by you was not in the specified format.

Start your response with `[RUN TACTIC]`, followed by the tactic which will help in proving the current proof state, and then `[END]`. For example, `[RUN TACTIC]destruct c.[END]`. Do NOT finish the proof in one shot ending with `Qed`, which signifies the end of a Coq proof. Generate exactly ONE proof-step. Multiple proof steps are more error prone, because you will not get a chance to see intermediate proof state descriptions. In particular, do not generate tactics which could be split into smaller tactics as you will not be able to view the intermediate proof states during these rewrites. The tactic `admit` is NOT a valid proof step, do NOT generate it.

Ensure that the proof step you generate is (1) valid (2) helpful towards proving the proof state and (3) compiles correctly in Coq. Please follow the specified format STRICTLY. Refer to the following example conversation to understand the response format better.

Figure 16: Parts of “system prompt” used by COPRA for Coq.


```

(a)
gss :
forall l v m,
(set l v m) l = match l with R r =>
  v | S sl ofs ty =>
  Val.load_result (chunk_of_type
    ↪ ty) v end.
Proof.
  intros l v m.
  destruct l as [r | s o t].
  - unfold set.
  destruct (Loc.eq (R r) (R r));
  ↪ [reflexivity |
  ↪ contradiction].
  - unfold set.
  destruct (Loc.eq (S s o t) (S s o
  ↪ t)); [reflexivity |
  ↪ contradiction].
Qed.

(b)
eq : forall (p q: loc), {p = q} + {p
  ↪ <> q}.
Proof.
  decide equality.
  - apply mreg_eq.
  - decide equality.
  - decide equality.
  apply Pos.eq_dec.
  decide equality.
  - decide equality.
Qed.

(c)
disjoint_cons_right :
forall a l1 l2,
disjoint l1 (a :: l2)
  ↪ -> disjoint l1 l2.
Proof.
  intros a l1 l2 H.
  unfold disjoint.
  intros x1 x2 H1 H2.
  apply H.
  assumption.
  right.
  assumption.
Qed.

(d)
eq_int_type : forall (x
  ↪ y: int_type), {x=y}
  ↪ + {x<>y}.
Proof.
  decide equality.
Qed.

(e)
set_locals_lesstdef :
  ↪ forall e1 e2,
  ↪ env_lesstdef e1 e2
  ↪ -> forall il,
  ↪ env_lesstdef
  ↪ (set_locals il e1)
  ↪ (set_locals il e2).
Proof.
  intros e1 e2 H.
  induction il as [|
  ↪ a il'].
  - apply H.
  - intros.
  apply
  ↪ set_var_lesstdef.
  apply IHil'.
  apply
  ↪ Val.lesstdef_refl.
Qed.

```

Figure 17: Some other interesting proofs generated for CompCert by COPRA. We can see that these proofs are long, and often use ‘apply’ tactic which shows that COPRA can effectively use the retrieved information to discharge given proof states.