

Game, Set, and Conflict: Evaluating Conflict and Game Frames in Indian Election News Coverage

Tejasvi Chebrolu¹, Rohan Chowdary¹, N Harsha Vardhan¹, Ponnurangam Kumaraguru¹, Ashwin Rajadesingan²

¹ International Institute of Information Technology, Hyderabad

² University of Texas at Austin

{tejasvi.chebrolu, nemani.v}@research.iiit.ac.in, rohan.modepalle@students.iiit.ac.in, pk.guru@iiit.ac.in, arajades@austin.utexas.edu

Abstract

News frames refer to how journalists organize and present information to convey a particular message or perspective to their readers. When covering elections, these frames shape how the public perceives electoral issues and events. This study examines how news frames, especially conflict and game frames, were employed by news organizations in India to cover the 2014 and 2019 general elections. We analyzed how the frames varied temporally, by region, and by the party being featured in the articles. Key findings include (i) conflict and games frames are employed more often in highly electorally consequential states (higher legislative seats) than in other states (ii) articles featuring challenger parties are more likely to have conflict and game frame articles than those featuring incumbent parties (iii) the national parties (BJP, Bharatiya Janata Party) and (INC, Indian National Congress) disproportionately feature in articles having conflict frames. Overall, our analysis highlights the evolving nature of election campaigns and how conflict and game frames play a major part in them.

Introduction

In democracies, citizens are expected to carefully scrutinize, evaluate, and make informed decisions about which candidates to support and vote for. Typically, news media coverage of the election campaigns in the form of critical analyses and commentary, ground reporting, investigative reporting, editorials, and opinion pieces help voters make sense of their political choices. Given the vast amount of election campaign material available, news organizations are tasked with deciding which aspects or *frames* to report on for their readers. News framing is a deliberate and strategic communication technique that involves carefully selecting specific aspects of an issue, amplifying their significance to effectively convey a message (Entman 2006). Frames affect how people perceive information. For example, *episodic frames*, which focus on specific events, elicit emotional responses and simplify complex issues by focusing on individual stories, whereas *thematic frames*, which emphasize larger trends, provide a broader context and encourage a more systemic understanding of the issues at hand (Iyengar 1994).

Copyright © 2022, Association for the Advancement of Artificial Intelligence (www.aaai.org). All rights reserved.

In this work, we primarily analyze *conflict* and *game* frames in Indian election news reporting. News articles with a conflict frame emphasize a political entity (political party or leader) initiating or responding to criticisms from another political entity. For example, the headline “Congress mocking the poor, can’t accept a tea-seller’s challenge: Narendra Modi” establishes a conflict frame where Narendra Modi, the current Prime Minister and BJP leader, attacks the Congress party. Similarly, news articles with a game frame emphasize the ‘game’ aspects of the elections - winning and losing. Additionally, these frames often employ references from war and sports literature to reinforce this idea. For example, the headline “Why DMK may have self-goaled with Alagiri suspension” uses the soccer terminology *self-goaled*, which describes when a player unintentionally scores a goal for the opposing team. Here, the term *self-goaled* implies that DMK (a political party in Tamil Nadu) may have unintentionally harmed themselves by suspending Alagiri (a prominent party member) using sports metaphors.

We choose to analyze these two frames as they are known to have negative consequences for democracy. Conflict frames increase the salience of partisan identities of the readers which in turn results in polarization (Kim and Zhou 2020). On the other hand, game frames, with their emphasis on opinion polls and winning and losing, reduce the elections to mere contests to be won (Aalberg, Strömbäck, and de Vreese 2012). Both frames distract citizens from obtaining substantive policy or issue information, depressing political knowledge, and increase cynicism (Cappella and Jamieson 1997). Additionally, individuals often form their opinions based on readily available information without deliberate contemplation (Higgins 1996). Therefore, exposure to conflict and game frames in the news may encourage readers to stick to the already present opinions and perceive politics as a competition or confrontation rather than a means to effect policy changes and address critical issues.

We use a combination of content analysis and large-scale computational analysis focused primarily on news headlines from three prominent Indian news sources (N=37,740 articles) spanning the 2014 and 2019 election cycles. An overview of our analysis can be seen in Figure 1. We focus primarily on headlines in this study as most readers do not read articles beyond the headlines (Gabelkov et al. 2016). Additionally, the prevalence of paywalls, restricting

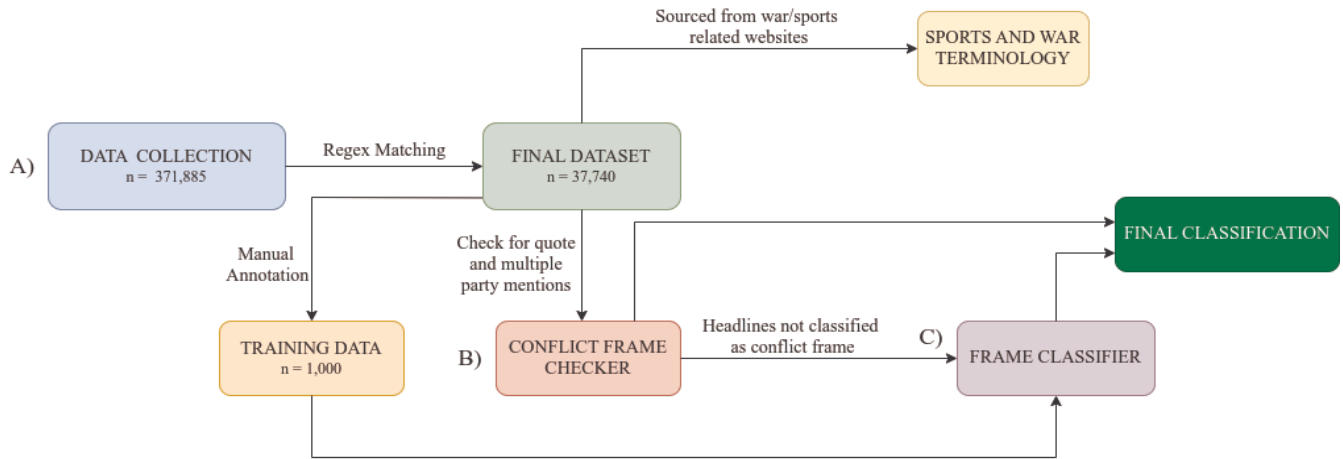


Figure 1: Here we display the methodology we followed, beginning with the collection of news articles and culminating in their final classification into frames in the form of a flowchart. A) We initiated the process by gathering headlines from three news sources: NDTV, The Hindu, and The Times of India. In total, we collected 371,885 article headlines from these three news sources. These are the articles from January to May of 2014 and 2019. These headlines were subsequently filtered based on the relevant election dates that were under discussion. We employed regex matching with specific election-related keywords to extract headlines related to elections, resulting in a total of 37,740 articles after this filtering process. These extracted articles constitute our dataset. B) We then proceeded to assess whether these articles could be categorized under the “conflict” frame. This assessment involved examining whether the headline was a quote and whether it contained mentions of multiple political parties. Additionally, we manually annotated 1,000 headlines according to their respective frames. C) For articles initially not classified as “conflict,” we developed a classifier using manually annotated data to categorize them into frames. Within our dataset, we also conducted an analysis of sports and war terminology. These terms were sourced from websites focused on sports and war-related topics.

access to complete articles, further elevates the significance of headlines as readily accessible sources of information. This approach is also similar to other pre-existing literature that effectively employed headlines as a primary unit for frame analysis (Card et al. 2015; Akyürek et al. 2020).

To obtain a broad perspective of the kinds of frames employed by the news media in covering the Indian elections, we performed a quantitative content analysis of 1,000 headlines across the two election cycles. We found eight frames (the definitions for which can be found in the Appendix section). The most prominent frame was the election conduct frame, which occurs when a news headline focuses on the logistics of conducting the elections or any general non-partisan election news. The following two prominent frames were the conflict and game frames, with about 30.3% of the election-related articles in 2014 and 34.4% of the articles in 2019 belonged to either the conflict or game frames.

To perform a more in-depth analysis of conflict and game frames, we developed a classifier to detect the two frames. Using the classifier, we make the following observations on the regional, temporal and inter-party dynamics of the two frames.

First, we analyzed the distribution of the frames state-wise and found that for almost all articles mentioning Indian states, the percentages of conflict frame articles are considerably more than the percentage of game frame articles. Second, continuing our regional analysis, we found that news on articles mentioning states with a larger number

of constituencies, that is, the most electorally consequential states, have a higher mean percentage of conflict and game frame articles than articles mentioning states with fewer constituencies. The articles mentioning states with a larger number of constituencies have a mean percentage of 21.6% for conflict frames and 13.2% for game frames. The articles mentioning states with a smaller number of constituencies have percentages of 10.8% and 6.4% for conflict and game frames respectively.

Third, analyzing variations in the frames featuring different parties, we found that the two major national parties - the Bharatiya Janata Party (BJP) and the Indian National Congress (INC) are mentioned disproportionately in conflict frame articles. While 70.4% of the total articles in our dataset which mention at least one party, mention either BJP or INC, 80.2% of the conflict frame articles which mention at least one party, mention either of these two parties. We analyzed the incumbent parties and the challenger parties (parties that are currently not in power during the elections) and found that challenger parties are present more often in conflict and game frame articles when compared to incumbent parties, indicating their use of a communication strategy involving the use of conflict frames. Roughly 10.54% of the conflict frame articles, which have at most one state mentioned in the article, mention the incumbent party, while about 15.55% mention the challenger parties. Similarly, for the game frame articles, about 2.97% mention the incumbent party, while 4.01% mention the challenger party.

We also performed a temporal analysis of frames to understand how these frames were employed across two election cycles. We find that while the frequency of game frame articles remain relatively constant, conflict frame articles peak at the beginning and at the end of the campaign. Specifically analyzing the use of sports and war terminology, we find that the frequency of such references increase about a month before polling before peaking during the first polling dates.

Indian Electoral Context

In the Indian parliamentary system, the bicameral structure comprises the Rajya Sabha and the Lok Sabha, each serving distinct yet interconnected roles in the democratic governance of the nation. The Lok Sabha, with a maximum limit of 545 seats, is directly connected to the populace as it represents the people's voice. The General elections, which are held once every five years, are the mechanism through which individuals are elected to the Lok Sabha. The Lok Sabha plays a pivotal role in forming the executive branch, as the political party or coalition that secures the majority of seats in this house is tasked with nominating the Prime Minister. In 2014, the incumbent party was the United Progressive Alliance (a coalition led by INC). Since then, the National Democratic Alliance (led by BJP) has been in power, winning both the 2014 and 2019 general elections. There are other regional parties of importance such as the Trinamool Congress (TMC), which have strongholds in particular states.

In this paper, we analyzed the 2014 and 2019 general elections. In 2014, the polling dates spanned a period from 7 April to 12 May, culminating in the declaration of results on 16 May. This polling period was carried out in nine phases. Similarly, in 2019, the polling dates extended from 11 April to 19 May, with the results officially announced on 23 May. There were seven phases in this election. The data used in this work covers the campaigns across both years, from January 1st of that year until the day before the results were announced.

Background

News Framing

There have been various attempts at understanding the framing of news pertaining to elections and politics in recent times. News frames in campaign coverage have been found to affect individuals' interpretation of campaigns (Rhee 2006). Research suggests that media-framed election news on specific public agendas determines the salience of these issues (Mccombs and Shaw 2017). The strategic game frame is used more frequently in the US coverage and is correlated with the use of media analysts and campaign operatives (Dimitrova and Strömbäck 2012). Additionally, different media sources in the same country have different frames that are majorly present in the articles which cover elections - For example, in the Canadian elections in 2000, most *National Post* (a major media body in Canada) headlines adopted a game frame whereas, in their headlines *The Globe* and *Mail* (other major media bodies in Canada) adopted a classic strategic frame (Trimble and Sampert 2004).

However, there have been few attempts to understand election news framing in India. An analysis of the content of seven mainstream TV channels in Hindi and English in India found that development was a central theme of campaign coverage (Mudgal 2015). However, the television channels prioritized star campaigners and the distribution of political tickets over discussing development policies. Furthermore, the pervasive impact of Twitter on the 2019 Indian General Elections is shown by studies like (Bedi et al. 2020), which dissect the trends of Twitter usage across states and parties, providing insights into the evolving communication strategies political entities adopt. Our work aims to further this research in election news framing in India, focusing on conflict and game frames.

Various methodologies have been developed to discern and analyze frames across diverse linguistic contexts and media landscapes. Most of the computational framing methods to analyse frames can be divided into - Topic modelling, frequency modelling, neural network-based models, and cluster-based models (Ali and Hassan 2022). Researchers have used topic modelling to classify frames in large datasets (Nguyen 2015; Roberts et al. 2014). Similarly, frequency modelling - where words, and phrases and their repetitions are used to identify frames is also an existing method (Sanderink 2020). Lately, neural models have also been used which use different architectures - LSTMs (Naderi and Hirst 2017), and transformers-based language models (Mendelsohn, Budak, and Jurgens 2021; Cabot et al. 2020; Khanehzar, Turpin, and Mikolajczak 2019) to extract frames from a corpus. Finally, cluster-based models, where each document is assigned to a particular cluster, have also been used to analyze the frames present in a large corpus (Burscher, Vliegthart, and Vreese 2016). Our work also uses neural-based models to perform frame analysis.

Conflict and Game Framing

There has been significant work to understand the usage of conflict and game frames in news articles. Previous research (Dunaway and Lawrence 2015) emphasizes how news organizations choose to highlight game-frame election stories based on contextual dependencies, elucidating the interplay between news-making and political contexts. Additionally, contributions to this discourse review research on the media's framing of politics as a strategic game, striving to enhance conceptual clarity and comparability in the field (Aalberg, Strömbäck, and De Vreese 2012). Moreover, researchers have identified influential factors, such as the competitive online environment and content-related predictors, driving the use of the strategic game frame in political news coverage during non-electoral periods (Schmuck et al. 2017).

Furthermore, investigations have produced notable findings regarding the effects of game-framed news on political attitudes and behaviours. Studies have uncovered the impact of game-framed news on political cynicism, institutional trust, and media trust, underlining the influential role of news framing in shaping citizens' perceptions and trust in political institutions and the media (Shehata 2014; Hopmann, Shehata, and Strömbäck 2015). Additionally, re-

searchers have examined the relationship between conflict news framing, political participation, and the role of conflict avoidance (Bjarnøe, de Vreese, and Albæk 2020). Finally, they have analyzed the interplay between media routines, political sources, and journalistic perceptions of audience preferences (Dekavalla 2018).

Data

In this paper, we use news articles from three sources - The Hindu,¹ NDTV,² and The Times of India.³ These news sources are among the most popular and influential English-language news media agencies in India (Indian Readership Survey 2019). We collect the news articles from their websites and focus on the articles related to the general elections of 2014 and 2019. Our analysis is limited to these two years as the online text archives were not available for previous elections for NDTV which is one of our three sources. We use keyword-based matching on article headlines to identify election-related articles. We search for words such as election, vote, polls, etc., and the names and acronyms of various political parties in each article’s title and URL. We collect and analyze articles that match at least one of these keywords. We limit our data to the articles that were published from 1 January 2014 to 16 May 2014 and from 1 January 2019 to 23 May 2019. This covers the entire duration of the campaign for a particular election. The final date for both years was the day the results of the election were declared. No other headlines after these dates were analyzed because the reporting of articles could change once the results were out which could lead to inconsistent results because of the change in frames used. Our analysis was only limited to the analyzing articles which were published in the campaigning phase. We will be releasing our dataset, which follows FAIR⁴ principles, after the peer review.

Conflict and Game Frame definitions

We define the conflict and game frame as follows:

1. **Conflict Frame:** Any headline that sees one political entity either attacking (directly or indirectly) or defending an attack from another political entity.
Example: “Arvind Kejriwal Warns People Against Voting Congress In Lok Sabha Polls.”
2. **Game Frame:** Any headline dealing with political entities concerning potential election outcomes or using sports or war terminology.
Example: “Congress will be an underdog in the polls: Chidambaram.”

¹<https://www.thehindu.com/>

²<https://www.ndtv.com/>

³<https://timesofindia.indiatimes.com/>

⁴Our dataset follows the FAIR data principles: Findable, Accessible, Interoperable and Reusable, as follows: i) The entire dataset, including article content and the frames we’ve predicted, will become accessible to the public after the review process. This ensures that our data is findable and accessible. ii) We store all the data in JSON format files because it facilitates conversion to other formats like CSV (Comma Separated Values). This makes our data Interoperable and Reusable.

We also identified other frames through manual content analysis (as described in the next section). While a substantial portion of these frames draws from existing literature, we have identified certain India-specific frames such *coalition*. These frames and definitions can be seen in the Appendix section.

Methods

Content Analysis

To identify the different frames used in election news coverage, we performed a quantitative content analysis on a dataset comprising 1,000 randomly sampled article headlines. A mixture of inductive labeling, wherein the headlines were analyzed with a certain set of frames defined a priori (Gamson 1992; Neuman, Just, and Crigler 1992) and deductive labeling, where the frames were deduced after analyzing the headlines were used to select the frames for our analysis. Initially, two annotators labeled the same 500 articles. The annotators labeled these 500 articles in two sets. First, they annotated 200 articles, and later, the remaining 300. Since headlines can have more than 1 frame, they also annotated up to 2 frames for each article. After each set, annotators discussed their labels and resolved disagreements. An inter-rater agreement score of 0.67 (Cohen’s Kappa) was achieved on these 500 articles. The annotators later independently labeled 250 articles each.

Eight frames were identified through this process. The distribution of the frames can be seen in Table 1.⁵ Notably, approximately **28%** of the articles centred around the *Election Conduct frame*, shedding light on the operational facets and challenges of the electoral process. The next two most prominent frames in the data were conflict and game frames.

Frame	Frequency
Election Conduct	28.7%
Conflict	18.1%
Game	15.3%
Strategy	14.4%
Miscellaneous	14.0%
Issue	12.4%
Intra Party Politics	11.0%
Coalition	8.0%

Table 1: Distribution of the manually annotated labels. The combined values of conflict (18.1%) and game frame (15.3%) make up almost one-third of the labeled data.

⁵The values in the table do not add up to 100% as headlines can have up to two frames. For example, “Controlled From Nagpur”: HD Kumaraswamy’s Comeback On PM’s Jibe.” This headline is labeled as having two frames: game and conflict. It fits the game frame because it uses ‘comeback’ which is a sports reference. It also fits the conflict frame because Kumaraswamy, a leader of the Janata Dal party, is attacking the PM who belongs to a different party.

Frame Classifier

We developed a classifier to identify which frame a particular headline belongs to. Although sampling and hand coding gave us an important overview of the distribution, it was not possible to repeat this process for the entire dataset due to the huge amount of manual labor needed. Also, a classifier would help us accurately answer more specific questions about when conflict frames were used and which parties are being mentioned in what kinds of frames. Furthermore, using a classifier could also help us analyze these frames temporally across both election years and perform statistical tests. To construct our classifier, we used a fine-tuned distilbert-base-uncased (Sanh et al. 2019) classification model. This base model was originally fine-tuned on the sst-2 English dataset. AdamW was used as the optimizer, with a learning rate of $2e-5$. Given our focus on game and conflict frames, the hand-labeled dataset which consisted of 1,000 headlines was then re-labeled to change all frames, excluding conflict and game to *Others* to be used to train a 3-class classifier that labels a headline as conflict, game or other frame. We used a train-test split of 80-20, by training each fold with 800 headlines and testing with 200. The overall accuracy for the model was **84.5%**, and the 5-fold cross-validation accuracy for each class can be seen in Table 2. We have also reported the error bars in the table.

We noticed a clear pattern in news headlines during the construction of our classifier: headlines with quotes mentioning more than one political entity often belonged to the conflict frame, even if they didn't contain aggressive language. To account for this phenomenon, we use a simple heuristic.

We first perform a quote classification - when given a headline we predict if it is a quote or not; before classifying the headlines into frames using the frame classifier. If a headline contains a quote, we check if it mentions multiple political parties. If it does, we classify it as a conflict-frame headline. If not, we proceed with the frame classification using our frame classifier. The frame classifier will only be used to classify the headline if the headline does not contain a quote mentioning multiple parties or party leaders belonging to multiple parties.

We used the distilbert-base-uncased model (Sanh et al. 2019) to build the quote classifier that distinguishes headlines with quotes from those without. We generated training data by prompting a GPT-3.5 model (ChatGPT) (OpenAI 2023)⁶, with examples of both sentence types from our dataset similar to (Lee et al. 2021). The training data consisted of 700 sentences evenly distributed between quotes and not-quotes.

Additionally, out of the many parties that contested, we selected a total of 27 parties for our analysis, considering their performance in the 2014 and 2019 elections. These parties were selected based on the number of seats they won in previous elections and their popularity. This list includes party names, party leader names, and their name variations.

⁶The link <https://chat.openai.com/share/03aa9180-0bd5-4087-9559-a75879a149b9> contains the chat with the prompts used to generate headlines for the quote classifier.

Class	CVA having only frame classifier	CVA after adding quote classifier
Conflict	0.7529	0.8588
Game	0.6934	0.7299
Other	0.8975	0.8644

Table 2: Cross-Validation accuracy (CVA) per class using only the frame classifier compared to CVA per class after incorporating the quote classifier and multiple party mentions checker before the frame classifier. A significant increase in the accuracy of conflict frames can be seen due to adding this additional classifier. After performing the 5-fold cross-validation over 20 iterations, we found the standard deviation for the accuracy to be 0.035 and the 95% confidence interval to be 0.775 to 0.81 when we have only the frame classifier and standard deviation to be 0.028 and 95% confidence interval to be 0.831 to 0.859 after adding the quote classifier.

For example, INC is referred to in articles with names such as 'Congress', 'Cong'. Subsequently, we collected information about the party leaders' names and their variations from various Internet sources. We used ChatGPT (OpenAI 2023) to enhance this list, making it more comprehensive. We used this for our subsequent analyses also, including the incumbency analysis discussed later in the paper.

We find that including the additional quote classifier, in addition to checking for multiple party mentions before applying the frame classifier, leads to an increase in the accuracy of predicting both game and conflict frames, as seen in Table 2.

Analysis and Discussion

Regional variations

Here, we discuss the distribution of conflict and game frames identified using the frame classifier in particular states. First, we look at the distribution across all the states. Then, we analyze the occurrence of these frames in articles mentioning large versus small states in the country.

State Analysis We examine the distribution of the frames across the states in India (Figure 2). We utilized a list of 1,482 Indian cities along with their respective states, which we obtained from public lists available on the Internet.⁷ Our approach involved conducting a regex match on the main text of the articles to identify mentions of states. Additionally, we employed Spacy's NER model to ensure that only locations were being identified. Our analysis of percentages of game and conflict frames in articles mentioning various Indian states reveals that there are a lot more conflict frame articles than game frame articles in all the headlines men-

⁷<https://github.com/thatisuday/indian-cities-database/blob/master/cities.json> is one such list we used This list was subsequently updated to accommodate our specific requirements, such as the inclusion of cities from Telangana (which was established in 2014 and was not originally present in the list).

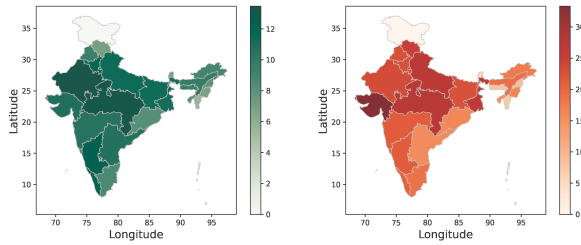


Figure 2: Distribution of Frames in India for 2014 and 2019 with darker colors indicating states with a higher percentage of articles belonging to that particular frame. The map on the right side (in red) of the graph corresponds to the percentage of conflict frame articles which mention the particular state. The map on the left (in green) corresponds to the percentage of game frame articles which mention the particular state.

tioning states.⁸ This trend remains the same in both the election cycles.

Large States We compare the frequency of conflict and game frames in articles mentioning large states to those mentioning small states. A large state is a state with a number of constituencies greater than or equal to 10. According to this metric, some large states are Bihar, Andhra Pradesh, etc., while others include Tripura, Goa, etc., where the number of constituencies present in the state is less than 10. We perform a statistical analysis to compare the frequency of the conflict and game frames of articles mentioning large states to those articles mentioning other states. We found 18 large states and union territories and 17 other states and union territories. A t-test was performed after appending percentages of these states across both years. We found (with statistical significance ($p < 0.01$) for conflict and game frames respectively) that headlines mentioning large states have a higher mean percentage of conflict and game frame articles.

Discussion: The observation that large states with a greater number of constituencies and thus a more substantial role in determining the ruling party tend to have titles mentioning these states with higher mean percentages of conflict and game frame articles emphasizes the strategic use of these frames in pivotal electoral battlegrounds. It potentially reflects that parties, especially those vying for national power, recognize these states' heightened significance and adopt a more aggressive and confrontational approach in their campaigning.

Party variations

We examine how often election news headlines mentioning specific parties are classified either as conflict or game frames. First, we explore the frequency of these parties being mentioned in these frames. We then divide the parties into incumbent and challenger parties and check for any potential statistical trends.

⁸with the exception of Sikkim, which has around 5% conflict frame articles and 6% game frame articles, that is, 6% of all articles that mentioned Sikkim were classified as a game frame.

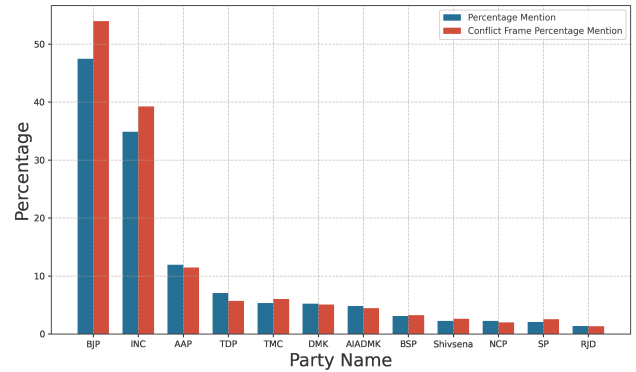


Figure 3: Percentage mentioned in the entire dataset for articles mentioning at least one party versus percentage mentioned in conflict frame articles mentioning at least one party for specific political parties. The y-axis represents the percentage mentioned in the dataset or the conflict frame percentage. The two national parties the BJP and INC are disproportionately mentioned in conflict frame articles when compared to the entire dataset.

Mentions We investigate mentions of specific political parties in the dataset. We employ a regex matching method to scan the headlines for party or politician names. We then map each politician to their corresponding party using the party list we generated for building the classifier. We also check how often they were mentioned in the dataset for articles which mention at least one party compared to their mentions in conflict frame articles. We find that INC and BJP, the major national parties, are disproportionately mentioned in conflict frame articles mentioning at least one party compared to their overall mention in the dataset for articles which mention at least one party. We see that the BJP is mentioned in 47.4% of the total articles, compared to 53.9% of the conflict frame articles. Similarly, INC is mentioned in 34.8% of the total articles, compared to 39.2% of the conflict frame articles. This is a trend that is present in both 2014 and 2019. The results can be seen in Figure 3.⁹ The parties that are visualized are parties belonging to the states with the most number of legislative seats, along with Delhi where New Delhi (capital of the country) is located.

Discussion: The prevalence of conflict frame articles involving these parties emphasizes the competitive nature of Indian politics. The rivalry between these two major parties often intensifies during election periods as they vie for power and control at various levels of government. As a result, their confrontations and disagreements become newsworthy (Price and Zaller 1993), and the media is more inclined to cover these disputes in conflict frame articles to capture the drama and conflict, which tend to attract the audience's attention. Further, As the BJP and INC are the biggest parties in the nation, their disproportionate presence

⁹The percentage of mentions of parties in the conflict frame articles adds up to more than 100% because multiple parties can be mentioned in a single article.

in conflict frame articles likely contribute to citizens mis-conceiving politics to be entirely conflict-ridden.

Incumbency Analysis We now investigate whether there is a difference in how the media portrays the incumbent parties versus the challenger parties. First, we compile a list of all incumbent parties in each state¹⁰ for the 2014 and 2019 elections, and the other parties are considered as challengers. We also filter out articles with multiple states mentioned and only consider those articles where either one state or zero states (National). We then analyze the percentage of conflict and game-framed articles that mention the incumbent and challenger. We find that the average percentage of times the incumbent parties were mentioned in conflict frame articles was 10.54%, whereas the challenger parties were mentioned 15.55% ($p < 0.05$).

This trend also follows for game frame articles where the incumbent parties are mentioned 2.97% and the challenger parties are mentioned 4.01% on average ($p < 0.05$). As seen earlier, this trend remains the same for both campaign years. This analysis was performed at a state level (articles for which the state was known) and also at a national level (articles for which the state was not clearly defined). In all of these analyses, we find that the challenger parties are mentioned more often in conflict and game frame articles when compared to the incumbent party.

Discussion: Challenger parties are mentioned more frequently in conflict frame articles suggests a dynamic where these parties actively seek to disrupt the status quo and challenge the incumbents. In a democratic setting like India, where multiparty competition is the norm (Yadav 1996), challenger parties could often adopt more aggressive communication strategies to draw attention to themselves and their policy positions. As they strive to break into the political mainstream, they may find it advantageous to employ conflict frames to differentiate themselves from incumbents (Hänggli and Kriesi 2010). Furthermore, the analysis performed at both the state and national levels highlights the universality of these trends. Whether at the state or national level, the dynamics of challenger parties remain the same - actively seeking recognition and engagement with the media remain consistent.

Temporal Analysis

We analyze the conflict and game frames temporally. Additionally, we also analyze the temporal distribution of sports and war terminologies, comparing their frequencies with polling dates to investigate any potential trends.

Temporal Analysis for Frames To examine the distribution of the occurrence of frames across time, we plot Figure 4, where the y-axis represents the percentage occurrence of the particular frame in that month. The lines representing the game frames across the two years almost overlap, indicating similar trends across both years. Similarly, the lines for the conflict frame have similar trends but are laterally shifted

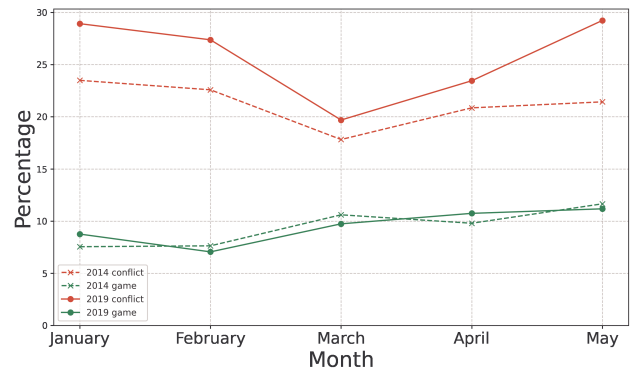


Figure 4: Distribution of Frames Across Election Years with the y-axis denoting the percentage of these frames across the entire dataset. The lines look similar in both election years with there being a slight increase with time for game frames and a dip around March for conflict frames.

up indicating the increase in conflict frame articles in 2019 compared to 2014. Furthermore, a clear dip can be seen for the conflict frame articles in the month of March when compared to the beginning and end of the campaign timeline.

Discussion: First, the observation that the lines (in Figure 4) representing game frames almost overlap across the two years suggests a consistent trend in the media using game frames to talk about the elections. The lines (in Figure 4) representing conflict frames displaying similar trends but with a notable shift in 2019 highlight the constantly increasing nature of these frames. The increase in conflict frame articles during the later phase of the election campaign could signify a heightened competitive atmosphere and a more aggressive tone in political messaging. This shift reflects parties' adaptability to changing electoral dynamics, demonstrating that they strategically intensify their use of conflict frames when it matters most, just before the final voting as conflict frames have been shown to mobilise voters (Schuck, Vliegthart, and De Vreese 2016). Furthermore, the discernible dip in conflict frame articles during the month of March (right before polling starts), and parties may temporarily reduce conflict frames to avoid alienating undecided voters or introduce a more positive narrative to garner support as citizens typically react negatively to disagreements between politicians (Hibbing and Theiss-Morse 2002).

War and Sports Terms We analyze game framing using war and sports terms by initially curating a set of keywords that are specifically related to sports/war but can also be used in a general context. The keywords for sports were primarily sourced from websites related to Basketball, Boxing, Cricket, Football, Hockey, and War. Most of the keywords were directly sourced from online glossaries and filtered to discard words that were not specific and are commonly used in everyday language. Some examples of keywords used are

- Sports: Fielding, knockout, bouncer, violation, foul, points, verdict, etc.

¹⁰barring a few states where either there was no clear majority for a single party/alliance and Telangana which didn't exist in 2014.

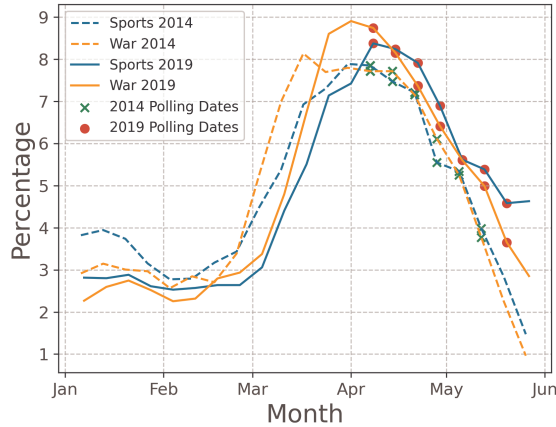


Figure 5: Sports and War terms Percentage along with Polling Dates. The x-axis represents the dates, and the y-axis gives us the percentage of headlines with such terms present in them. The polling dates for both 2014 and 2019 are also included. The peaks of all the graphs are very close to the first day of polling.

- War: Alliance, fight, battle, attack, violence, clash, etc.

We found that 10.9% of the articles contained sports references, and 11.2% of the articles contained war references. In the context of sports references, it is noteworthy that Cricket, Football, and Boxing stand out as the largest contributors, accounting for 4.58%, 3.10%, and 2.03%, respectively. This observation aligns with the fact that Cricket, Football, and Boxing are the most watched sports in India (Shetty 2023). The temporal analysis also reveals that the mentions of such phrases increase rapidly about a month before the first polling date and peak around the first polling date for both election years.

Discussion: One plausible explanation for this trend could be the timing of significant sporting events, such as the 2014 and 2019 Cricket World Cup, which overlapped with the election cycle. Major sports tournaments often captivate the nation’s attention, drawing substantial media coverage and public interest (Aalberg, De Vreese, and Strömbäck 2016). During such events, the lines between political and sports discourse can blur as politicians and media outlets seize the opportunity to draw parallels between political contests and sports competitions (Schmuck et al. 2017). Sporting terms are frequently employed in political communication to frame elections as a competitive “game,” with candidates as “players” and voters as “spectators.” This framing engages the public and helps create a sense of urgency and excitement around the election.

Limitations and future work

There are several promising avenues for extending the findings of this study and further advancing our understanding of news framing in the election context. In an era where multimedia content plays a significant role in political discourse,

future research could explore how visual elements, such as images and videos, are used to convey frames in political communication. Furthermore, our analysis was limited to conflict and game frames. Future work could analyze various other frames mentioned in the paper, like strategy, issue, or coalition frames. Our analysis relied on a specific dataset of media articles, which may not capture the entirety of political communication. Additionally, the dataset’s coverage regarding regional and linguistic diversity could be limited as we have only limited ourselves to articles written in English. Furthermore, it is possible that a headline might have utilised multiple frames, however, currently, our classifier can only predict one frame. Also, all the analysis was made using the frames identified by the classifier, so the results could be improved with a better classifier.

Appendix

Definitions for additional frames used in the paper.

1. **Election Conduct:** Any headline that discusses the logistics of the election or any non-partisan election news.
Example: “LS polls: Turnout in 30% of seats was lower than in 2014.””
2. **Strategy:** Any headline that discusses the strategies of a political party in winning elections, debates, etc.
Example: “GSM seeks ‘alms’ to fund its poll campaign”
3. **Issue:** Any headline that discusses issues pertaining to the people in the country or policies to be implemented.
Example: “Mamata for poll reforms, empowering States”
4. **Intra Party Politics:** Any headline that discusses intra-party politics like defection, ticket allocation, etc.
Example: “Now, AAP workers target their own senior leaders”
5. **Coalition:** Any headline that discusses a coalition between multiple political parties.
Example: “JDS, Congress Work On Unity As Template For Opposition”
6. **Miscellaneous:** Any headline that could not be classified into the aforementioned frames - these include headlines that talk about specific politicians in the elections, or any other miscellaneous election news.
Example: “Modi factor or voter anger? What tilts the scales in U.P.?”

The prompts provided to ChatGPT for performing the following tasks:

1. **Generating quotes:** “Based on the examples given, generate 250 examples of Indian news headlines which are quotes. They should all be very different from each other. Use as much variation as possible.”
2. **Generating variations in party, leader names:** “Give me a list of 50 INC leaders, they should have been prominent during 2014 and 2019 elections. Also, include variations in their names. For example Chidambaram, and Chidhambaram.”

Acknowledgements

ChatGPT was utilized to generate sections of this Work, including text, code, and data.

References

- Aalberg, T.; De Vreese, C.; and Strömbäck, J. 2016. Strategy and game framing. In *Comparing political journalism*, 33–49. Routledge.
- Aalberg, T.; Strömbäck, J.; and De Vreese, C. H. 2012. The framing of politics as strategy and game: A review of concepts, operationalizations and key findings. *Journalism*, 13(2): 162–178.
- Aalberg, T.; Strömbäck, J.; and de Vreese, C. 2012. The Framing of Politics as Strategy and Game: A Review of Concepts, Operationalizations and Key Findings. *Journalism*, 13: 162–178.
- Akyürek, A. F.; Guo, L.; Elanwar, R.; Ishwar, P.; Betke, M.; and Wijaya, D. T. 2020. Multi-Label and Multilingual News Framing Analysis. In *Proceedings of the 58th Annual Meeting of the Association for Computational Linguistics*, 8614–8624. Online: Association for Computational Linguistics.
- Ali, M.; and Hassan, N. 2022. A Survey of Computational Framing Analysis Approaches. In *Proceedings of the 2022 Conference on Empirical Methods in Natural Language Processing*, 9335–9348. Abu Dhabi, United Arab Emirates: Association for Computational Linguistics.
- Bedi, K.; Bjp; Gautam; and Gambhir. 2020. Twitter in the 2019 Indian General Elections: Trends of Use Across States and Parties.
- Bjarnø, C.; de Vreese, C. H.; and Albæk, E. 2020. The effect of being conflict non-avoidant: linking conflict framing and political participation. *West European Politics*, 43(1): 102–128.
- Burscher, B.; Vliegert, R.; and Vreese, C. H. d. 2016. Frames beyond words: Applying cluster and sentiment analysis to news coverage of the nuclear power issue. *Social Science Computer Review*, 34(5): 530–545.
- Cabot, P.-L. H.; Dankers, V.; Abadi, D.; Fischer, A.; and Shutova, E. 2020. The pragmatics behind politics: Modelling metaphor, framing and emotion in political discourse. In *Findings of the association for computational linguistics: emnlp 2020*, 4479–4488.
- Cappella, J. N.; and Jamieson, K. H. 1997. *Spiral of cynicism: The press and the public good*. Oxford University Press.
- Card, D.; Boydston, A.; Gross, J.; Resnik, P.; and Smith, N. 2015. The Media Frames Corpus: Annotations of Frames Across Issues. 2: 438–444.
- Dekavalla, M. 2018. Issue and game frames in the news: Frame-building factors in television coverage of the 2014 Scottish independence referendum. *Journalism*, 19(11): 1588–1607.
- Dimitrova, D. V.; and Strömbäck, J. 2012. Election news in Sweden and the United States: A comparative study of sources and media frames. *Journalism*, 13(5): 604–619.
- Dunaway, J.; and Lawrence, R. G. 2015. What predicts the game frame? Media ownership, electoral context, and campaign news. *Political Communication*, 32(1): 43–60.
- Entman, R. M. 2006. Framing: Toward Clarification of a Fractured Paradigm. *Journal of Communication*, 43(4): 51–58.
- FORCE11. 2020. The FAIR Data principles. <https://force11.org/info/the-fair-data-principles/>.
- Gabrielkov, M.; Ramachandran, A.; Chaintreau, A.; and Legout, A. 2016. Social Clicks: What and Who Gets Read on Twitter? In *ACM SIGMETRICS / IFIP Performance 2016*. Antibes Juan-les-Pins, France.
- Gamson, W. A. 1992. *Talking politics*. Cambridge university press.
- Geburu, T.; Morgenstern, J.; Vecchione, B.; Vaughan, J. W.; Wallach, H.; Iii, H. D.; and Crawford, K. 2021. Datasheets for datasets. *Communications of the ACM*, 64(12): 86–92.
- Hänggli, R.; and Kriesi, H. 2010. Political framing strategies and their impact on media framing in a Swiss direct-democratic campaign. *Political communication*, 27(2): 141–157.
- Hibbing, J. R.; and Theiss-Morse, E. 2002. *Stealth democracy: Americans' beliefs about how government should work*. Cambridge University Press.
- Higgins, E. T. 1996. Activation: Accessibility, and salience. *Social psychology: Handbook of basic principles*, 133–168.
- Hopmann, D. N.; Shehata, A.; and Strömbäck, J. 2015. Contagious media effects: How media use and exposure to game-framed news influence media trust. *Mass Communication and Society*, 18(6): 776–798.
- Indian Readership Survey, R. S. C. I. 2019. Indian readership survey, 2019.
- Iyengar, S. 1994. *Is anyone responsible?: How television frames political issues*. University of Chicago Press.
- Khanehzar, S.; Turpin, A.; and Mikolajczak, G. 2019. Modeling political framing across policy issues and contexts. In *Proceedings of the The 17th Annual Workshop of the Australasian Language Technology Association*, 61–66.
- Kim, Y.; and Zhou, S. 2020. The effects of political conflict news frame on political polarization: A social identity approach. *International Journal of Communication*, 14: 22.
- Lee, K.; Guu, K.; He, L.; Dozat, T.; and Chung, H. W. 2021. Neural Data Augmentation via Example Extrapolation. arXiv:2102.01335.
- Mccombs, M.; and Shaw, D. 2017. The Agenda-Setting function of mass media. *The Agenda Setting Journal*, 1.
- Mendelsohn, J.; Budak, C.; and Jurgens, D. 2021. Modeling Framing in Immigration Discourse on Social Media. In *Proceedings of the 2021 Conference of the North American Chapter of the Association for Computational Linguistics: Human Language Technologies*, 2219–2263. Online: Association for Computational Linguistics.
- Mudgal, V. 2015. Framing the 2014 Elections: The Curious Absence of Development. *Television & New Media*, 16(4): 354–360.
- Naderi, N.; and Hirst, G. 2017. Classifying Frames at the Sentence Level in News Articles. 536–542.

Neuman, W. R.; Just, M. R.; and Crigler, A. N. 1992. *Common knowledge: News and the construction of political meaning*. University of Chicago Press.

Nguyen, V.-A. 2015. *Guided probabilistic topic models for agenda-setting and framing*. Ph.D. thesis, University of Maryland, College Park.

OpenAI. 2023. ChatGPT (August 3 Version).

Price, V.; and Zaller, J. 1993. Who gets the news? Alternative measures of news reception and their implications for research. *Public opinion quarterly*, 57(2): 133–164.

Rhee, J. W. 2006. Strategy and Issue Frames in Election Campaign Coverage: A Social Cognitive Account of Framing Effects. *Journal of Communication*, 47(3): 26–48.

Roberts, M.; Stewart, B.; Tingley, D.; Lucas, C.; Leder-Luis, J.; Gadarian, S.; and Albertson, B. 2014. Structural Topic Models for Open-Ended Survey Responses. *American Journal of Political Science*, 58.

Sanderink, L. 2020. Shattered frames in global energy governance: Exploring fragmented interpretations among renewable energy institutions. *Energy research & social science*, 61: 101355.

Sanh, V.; Debut, L.; Chaumond, J.; and Wolf, T. 2019. DistilBERT, a distilled version of BERT: smaller, faster, cheaper and lighter. *CoRR*, abs/1910.01108.

Schmuck, D.; Heiss, R.; Matthes, J.; Engesser, S.; and Esser, F. 2017. Antecedents of strategic game framing in political news coverage. *Journalism*, 18(8): 937–955.

Schuck, A. R.; Vliegthart, R.; and De Vreese, C. H. 2016. Who's afraid of conflict? The mobilizing effect of conflict framing in campaign news. *British Journal of Political Science*, 46(1): 177–194.

Shehata, A. 2014. Game frames, issue frames, and mobilization: Disentangling the effects of frame exposure and motivated news attention on political cynicism and engagement. *International journal of public opinion research*, 26(2): 157–177.

Shetty, S. 2023. Cricket remains India's most watched game – A look at other sports urban Indians follow. <https://www.cnbctv18.com/photos/sports/cricket-kabaddi-tennis-sports-indians-watch-and-follow-the-most-16057821.htm>.

Trimble, L.; and Sampert, S. 2004. Who's in the Game? The Framing of Election 2000 by the Globe and Mail and the National Post. *Canadian Journal of Political Science/Revue canadienne de science politique*, 37(1): 51–71.

Yadav, Y. 1996. Reconfiguration in Indian politics: State assembly elections, 1993-95. *Economic and Political Weekly*, 95–104.

Ethics Checklist

All the analysis performed in this paper use public online news archives. Since we examine primarily political parties and their representatives, we see little risk potential of misuse or negative impact.

1. For most authors...

- (a) Would answering this research question advance science without violating social contracts, such as violating privacy norms, perpetuating unfair profiling, exacerbating the socio-economic divide, or implying disrespect to societies or cultures? **Yes**
 - (b) Do your main claims in the abstract and introduction accurately reflect the paper's contributions and scope? **Yes**
 - (c) Do you clarify how the proposed methodological approach is appropriate for the claims made? **Yes**
 - (d) Do you clarify what are possible artifacts in the data used, given population-specific distributions? **NA**, the dataset is from the online archives on news websites.
 - (e) Did you describe the limitations of your work? **Yes**
 - (f) Did you discuss any potential negative societal impacts of your work? **No**
 - (g) Did you discuss any potential misuse of your work? **No**
 - (h) Did you describe steps taken to prevent or mitigate potential negative outcomes of the research, such as data and model documentation, data anonymization, responsible release, access control, and the reproducibility of findings? **Yes**
 - (i) Have you read the ethics review guidelines and ensured that your paper conforms to them? **Yes**
2. Additionally, if your study involves hypotheses testing...
- (a) Did you clearly state the assumptions underlying all theoretical results? **NA**
 - (b) Have you provided justifications for all theoretical results? **NA**
 - (c) Did you discuss competing hypotheses or theories that might challenge or complement your theoretical results? **NA**
 - (d) Have you considered alternative mechanisms or explanations that might account for the same outcomes observed in your study? **NA**
 - (e) Did you address potential biases or limitations in your theoretical framework? **NA**
 - (f) Have you related your theoretical results to the existing literature in social science? **NA**
 - (g) Did you discuss the implications of your theoretical results for policy, practice, or further research in the social science domain? **NA**
3. Additionally, if you are including theoretical proofs...
- (a) Did you state the full set of assumptions of all theoretical results? **NA**
 - (b) Did you include complete proofs of all theoretical results? **NA**
4. Additionally, if you ran machine learning experiments...
- (a) Did you include the code, data, and instructions needed to reproduce the main experimental results (either in the supplemental material or as a URL)? **Yes**, [link will be provided after peer review](#)
 - (b) Did you specify all the training details (e.g., data splits, hyperparameters, how they were chosen)? **Yes**

- (c) Did you report error bars (e.g., with respect to the random seed after running experiments multiple times)? **Yes**
 - (d) Did you include the total amount of compute and the type of resources used (e.g., type of GPUs, internal cluster, or cloud provider)? **No, all the analysis was done on the free Google Colab account or on personal machines.**
 - (e) Do you justify how the proposed evaluation is sufficient and appropriate to the claims made? **Yes**
 - (f) Do you discuss what is “the cost“ of misclassification and fault (in)tolerance? **Yes**
5. Additionally, if you are using existing assets (e.g., code, data, models) or curating/releasing new assets...
- (a) If your work uses existing assets, did you cite the creators? **Yes**
 - (b) Did you mention the license of the assets? **Yes**
 - (c) Did you include any new assets in the supplemental material or as a URL? **Yes, All the data and code used for the analysis will be publicly available after peer review.**
 - (d) Did you discuss whether and how consent was obtained from people whose data you’re using/curating? **NA, the data are is from publicly available news archives.**
 - (e) Did you discuss whether the data you are using/curating contains personally identifiable information or offensive content? **NA, the data are is from publicly available news archives.**
 - (f) If you are curating or releasing new datasets, did you discuss how you intend to make your datasets FAIR (see FORCE11 (2020))? **Yes**
 - (g) If you are curating or releasing new datasets, did you create a Datasheet for the dataset (see Gebru et al. (2021))? **The datasheet will be available after the peer review.**
6. Additionally, if you used crowdsourcing or conducted research with human subjects...
- (a) Did you include the full text of instructions given to participants and screenshots? **NA**
 - (b) Did you describe any potential participant risks, with mentions of Institutional Review Board (IRB) approvals? **NA**
 - (c) Did you include the estimated hourly wage paid to participants and the total amount spent on participant compensation? **NA**
 - (d) Did you discuss how data is stored, shared, and de-identified? **NA**