

# Quantum imaginary time evolution and quantum annealing meet topological sector optimization

Yi-Ming Ding,<sup>1,2,3</sup> Yan-Cheng Wang,<sup>4,5</sup> Shi-Xin Zhang,<sup>6,\*</sup> and Zheng Yan<sup>2,3,†</sup>

<sup>1</sup>State Key Laboratory of Surface Physics and Department of Physics, Fudan University, Shanghai 200438, China

<sup>2</sup>Department of Physics, School of Science, Westlake University, Hangzhou 310030, China

<sup>3</sup>Institute of Natural Sciences, Westlake Institute for Advanced Study, Hangzhou 310024, China

<sup>4</sup>Zhongfa Aviation Institute of Beihang University, Hangzhou 311115, China

<sup>5</sup>Tianmushan Laboratory, Hangzhou 310023, China

<sup>6</sup>Tencent Quantum Laboratory, Tencent, Shenzhen, Guangdong 518057, China

Optimization problems are the core challenge in many fields of science and engineering, yet general and effective methods are scarce for searching optimal solutions. Quantum computing has been envisioned to help solve such problems, for example, the quantum annealing (QA) method based on adiabatic evolution has been extensively explored and successfully implemented on quantum simulators such as D-wave's annealers and some Rydberg arrays. In this work, we investigate topological sector optimization (TSO) problem, which attracts particular interests in the quantum many-body physics community. We reveal that the topology induced by frustration in the spin model is an intrinsic obstruction for QA and other traditional methods to approach the ground state. We demonstrate that the optimization difficulties of TSO problem are not restricted to the gaplessness, but are also due to the topological nature which are often ignored for the analysis of optimization problems before. To solve TSO problems, we utilize quantum imaginary time evolution (QITE) with a possible realization on quantum computers, which exploits the property of quantum superposition to explore the full Hilbert space and can thus address optimization problems of topological nature. We report the performance of different quantum optimization algorithms on TSO problems and demonstrate that their capability to address optimization problems are distinct even when considering the quantum computational resources required for practical QITE implementations.

## I. INTRODUCTION

Optimization problems have a wide range of applications across various fields in science and engineering, which are generally NP-hard since the set of candidate solutions is discrete and expands exponentially with the problem size. As a representative NP-hard problem, the quadratic unconstrained binary optimization (QUBO) problem targets to identify a binary sequence solution for a quadratic cost function [1, 2]. By mapping such a problem onto an Ising-like Hamiltonian, i.e., a spin glass model, the optimal solution of the problem becomes the configuration of the quantum system corresponding to the ground state [3–7]. Based on the quantum adiabatic theorem [8–10], the quantum annealing (QA) method, or adiabatic quantum computation (AQC), has turned out to be a promising approach to these problems [3–7, 11–15].

Following technological advancements in manufacturing coupled qubit systems recently, QA can be implemented with superconducting flux qubits [16–18]. In the past decades, QA has been considered as a more powerful toolbox to solve the optimization problems than simulated annealing (SA) and other classical methods [5, 6, 19–23]. Furthermore, the Rydberg array simulator can also realize the Ising-like encoded Hamiltonian with high tunability and scalability [24, 25].

The complexity of QA depends on the minimum energy gap between the ground state and the first excited state during the adiabatic evolution. In essence, this method shares some similarity with the steepest descent method [26, 27] in the variant parameter space of the QA Hamiltonian. Strictly speaking,

QA has certain probability to jump out from the current minimum, which is more advantageous than a standard steepest descent method. When the ground states at two neighbor time moments are not connected smoothly, i.e., there is a phase transition in between, the validity of QA cannot always be guaranteed.

Recently, since topological phases attract numerous attentions and are being simulated via various quantum platforms, a long-neglected problem is rising, namely, the optimization problem with topological sectors [9, 10, 28, 29]. Apart from traditional optimization problems which focus on searching the ground state among many local minima in a glass system as Fig. 1(a), the topological sector optimization (TSO) further introduces several topological sectors in the energy landscape Fig. 1(b). Compared to the challenges of local minima, the topological case brings new difficulties for traditional quantum optimization algorithms because each topological sector has been protected and is robust for local quantum fluctuations. Generally speaking, a complex system with frustrations can emerge topological properties [30–37] and its optimization problem naturally has similar difficulties. Therefore, this class of problems is important and urgent to be addressed universally.

In terms of TSO problems, QA generally fails since it explores the optimized solution by traversing the valley path of the parameter space, which is of local nature and prone to getting trapped in some local minimum of the wrong topological sector. In Ref. [9], the authors found both SA and QA lose the effectiveness for the TSO problems. Furthermore, Ref. [9] proposed the sweeping quantum annealing (SQA) method to improve traditional QA.

The SQA method introduces virtual edges as the annealing terms to overcome topological defects for better results. How-

\* shixinzhang@tencent.com

† zhengyan@westlake.edu.cn

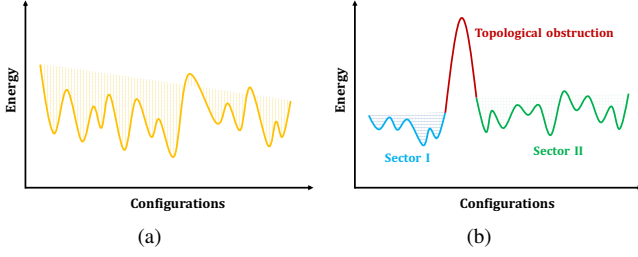


FIG. 1. (a) Spin glass model with no topological sectors; (b) TSO problem.

ever, SQA is still inefficient as the searching is taken along the valley path of the energy landscape of the deformed Hamiltonian. Therefore, it is hard to generalize SQA to more complicated topological systems, as the result shown in the supplementary materials of the Ref. [9], the SQA method can not reach the ground state strictly even after long time annealing for some TSO problems.

Recently, quantum imaginary time evolution (QITE) has been successfully realized experimentally on quantum computers [38–42], while its advantage for addressing TSO problems has been underestimated. In this work, we apply the quantum imaginary time evolution (QITE) method to TSO problems, which utilizes the superposition property in quantum mechanics and is able to process all the states of the system simultaneously. As long as the initial state has a non-zero overlap with the ground state (note: all the solutions of a common optimization problem encoded in glass Hamiltonian is a classical state), QITE can decay all the excited states and only the ground state will be preserved after a sufficiently long (imaginary) time. Though the performance of QITE also depends on the energy gap between the ground state energy and first excited state energy, it has lower complexity than QA which we will show below. More importantly, QITE evolves the system in a global way such that topological sectors can be mixed and efficiently explored.

In this paper, we elaborate the limitations of QA as well as SQA, and illustrate the advantage of QITE over QA and SQA with two TSO problems. This paper is organized as follows. In Sec. II, we give a brief review of general QA, SQA and QITE methods with one practical implementation of QITE on quantum computers, and discuss how to utilize these two different algorithms to solve TSO problem. Then, in Sec. III, we discuss how a difficult TSO problem should be like. In Sec. IV and Sec. V, we introduce two examples of TSO problem and show our numerical simulation results of the forementioned algorithms to solve these two examples. Further discussions are in Sec. VI.

## II. QUANTUM ANNEALING VERSUS IMAGINARY TIME EVOLUTION

### A. Quantum annealing and adiabaticity

Usually, the archetypal Hamiltonian of QA is

$$\hat{H}(t) = \frac{t}{T} \hat{H}_0 + (1 - \frac{t}{T}) \hat{H}_1, \quad (1)$$

where  $T$  is the total time of the QA process and  $t$  monotonically increases from 0 to  $T$ .  $\hat{H}_0$  and  $\hat{H}_1$  are two time-independent Hamiltonian. Obtaining the ground state of  $\hat{H}_0$  is exactly our target and  $\hat{H}_1$  is some auxiliary Hamiltonian which has an accessible ground state. Besides,  $[\hat{H}_0, \hat{H}_1] \neq 0$  must be satisfied.

In QA,  $\hat{H}_0$  is typically some spin glass model

$$\hat{H}_0 = \sum_{ij} J_{ij} \hat{Z}_i \hat{Z}_j \quad (2)$$

and  $\hat{H}_1$  is usually chosen to be

$$\hat{H}_1 = \sum_i \hat{X}_i. \quad (3)$$

The adiabatic theorem [43] states that, if the system is initially at the non-degenerate ground state  $|\chi_0(0)\rangle$ , it will remain at the instantaneous ground state  $|\chi_0(t)\rangle$  for any  $t > 0$  under the following two conditions: (i) the change of the Hamiltonian is sufficiently slow; (ii) there is a non-zero gap  $g(t)$  between the ground state energy  $E_0(t)$  and the first excited state energy  $E_1(t)$ . The adiabatic approximation requires that

$$\frac{\max_{t \in [0, T]} \langle \chi_n(t) | \dot{\hat{H}}(t) | \chi_m(t) \rangle}{[\min_{t \in [0, T]} g(t)]^2} \ll 1 \quad (4)$$

holds, where  $\{|\chi_n(t)\rangle\}$  are the instantaneous orthogonal eigenvectors of  $\hat{H}(t)$  and  $\{E_n(t)\}$  are the corresponding eigenvalues. Therefore we must have  $T \gg 1/g_{\min}^2$ , where  $g_{\min} \equiv \min_{t \in [0, T]} g(t)$ . It is worth noting that the total time cost of the QA process  $T$  should be larger than  $1/g_{\min}^2$  at least. We will find below that the time for QITE is naturally much less than QA according to its own mechanisms.

Based on the adiabatic approximation (4), the main obstacle of QA is accordingly the gaplessness. However, this is not the only factor that influences the efficacy of QA. If  $\hat{H}_0$  has some different topological sectors, as we will show later, the performance of QA will dramatically decrease.

### B. Sweeping quantum annealing

The basic idea of SQA is effectively opening a virtual edge through tuning a line-form annealing term [9]. The large transverse field acting on a global line can decrease the Ising-like interaction of the spins (qubits) on the line which is effective as open a virtual edge. Then the topological defect can be moved out through the open edge which effectively realizes

a topological annihilation operator. In particular, we have to sweep this process in each meridian of the lattice, to guarantee all the topological defect can be touched. More details about this method applied in this work can be found in Appx. B.

### C. Quantum imaginary time evolution

The evolution of the instantaneous ground state in QA can be considered as searching the final ground state along a specific path in the Hilbert space following the adiabatic evolution. On the contrary, QITE is much more straightforward which can discard high energy states absolutely to explore the target state in a global way via the superposition property of a quantum system.

The QITE acting on a quantum state  $|\psi(0)\rangle$  under a given Hamiltonian  $\hat{H}$  after a time interval  $t$  is defined by

$$|\psi(t)\rangle \propto e^{-\hat{H}t} |\psi(0)\rangle, \quad (5)$$

where the  $t$  represents a imaginary time factor, because there is an additional  $i$  in a unitary evolution.

Suppose  $\{|\chi_n\rangle\}$  are a set of eigenstates of  $\hat{H}$  with eigenvalues  $\{E_n\}$ , then  $|\psi\rangle$  can be rewritten as

$$|\psi(0)\rangle = \sum_n a_n |\chi_n\rangle. \quad (6)$$

As long as  $|\psi(0)\rangle$  has a non-zero overlap with the ground state  $|\chi_0\rangle$ , by taking  $t$  to enough long (infinity), one can always achieve  $|\chi_0\rangle$  since

$$\begin{aligned} & \lim_{t \rightarrow \infty} e^{-\hat{H}t} |\psi(0)\rangle \\ &= \lim_{t \rightarrow \infty} e^{-E_0 t} a_0 |\chi_0\rangle + \sum_{m \neq 0} a_m e^{-(E_m - E_0)t} |\chi_m\rangle \\ &= \lim_{t \rightarrow \infty} e^{-E_0 t} \left[ a_0 |\chi_0\rangle + \sum_{m \neq 0} a_m e^{-(E_m - E_0)t} |\chi_m\rangle \right] \\ &\propto |\chi_0\rangle. \end{aligned} \quad (7)$$

Notice that we have assumed the ground state to be non-degenerate. However, one can similarly discuss the degenerate case and the final state would be the superposition of all degenerate ground states that have non-zero overlaps with  $|\psi(0)\rangle$ .

Eq. (7) also indicates that the minimum evolutionary time  $t$  to obtain a sufficiently pure ground state should scale with the reciprocal of the first excited state gap  $g$ , or  $t \gg 1/g$ , which offers a quadratic speed up compared to the real-time QA at least. It is worth noting that the  $g$  here is the first excited gap in the  $H_{t=T}$  while the  $g_{\min}$  in QA is the smallest gap during the whole evolution, thus the  $g_{\min} \leq g$ . In most cases, we only need one (classical) solution of an optimization problem, and the gaplessness, implying the degeneracy of solution space, will not harm the application of QITE.

The infinite QITE operator ( $t \rightarrow \infty$ ) is a projection operation onto the ground state(s) of  $\hat{H}$  by decaying all other excited states. This method is free from problems like trap in a local minimum and lack of ergodicity. Moreover, there is

no restriction about the specific form of the Hamiltonian such as short-range or long-range interactions, two-body or many-body interactions, and which manifold the spins form. Therefore, QITE is a more powerful tool for tackling TSO problem in principle. We also want to emphasize that the initial state of QITE is easy to be set as a superposition of all the final solutions in the Ising-like problem because all the solution is classical. What we need to do is just setting each qubit as  $a|1\rangle + b|0\rangle$  with  $ab \neq 0$ .

### D. Implementation of quantum imaginary time evolution

QITE is represented by non-unitary operator which requires exponential resource to implement exactly on quantum computers. Non-hermitian physics in open quantum system may be a relevant platform for these non-unitary operations [44, 45]. In terms of gate-based quantum computers, we can expand the QITE operator as a linear combination of some unitary operators exactly or approximately, which enables us to implement QITE on digital quantum computers.

As a demonstration to show the advantage of QITE over QA on TSO problems, we consider an approximate but practical implementation of QITE on quantum computers following variational philosophy [46, 47], dubbed as variational quantum imaginary time evolution (VQITE) [48–53]. This methodology only requires shallower circuits of some appropriate ansatz given by the Hamiltonian form and symmetry [54] or by quantum architecture search [55–57] and is thus suitable for noisy intermediate-scale quantum (NISQ) [58] devices. The details of the algorithm are put in Appx. C.

## III. DESIGNING TYPICAL TSO PROBLEMS

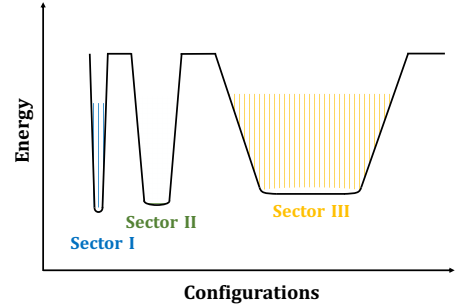


FIG. 2. A schematic diagram of a hardcore TSO problem which satisfy the three difficult characteristics.

To test the efficiency of the aforementioned quantum optimization algorithms, several representative TSO problems are needed. The TSO model is expected to be simple enough in the Hamiltonian form, but sufficiently difficult to be optimized. In Fig. 2, we show the three characteristics of a difficult TSO problem: (i) The minimum energies of different topological sectors are nearly equal; (ii) The target topological sector containing the ground state occupies an exponential

tially small fraction of the Hilbert space thereupon is difficult to be found; (iii) Competing topological sectors have much larger Hilbert space to the benefit of quantum fluctuations. In other words, the search methods rely on quantum kinetic terms might render the competing topological sectors much more favored than the target one.

It is worth noting that the disordered terms are not necessary in the design, because our key point is to discuss the optimization between topological sectors. Moreover, the disordered problem (spin-glass) has been already widely studied in amount of previous works. With these characteristics in mind, we design the following two models and test the algorithms by numerical simulations.

#### IV. FRUSTRATED AFM ISING MODEL ON TRIANGULAR LATTICE

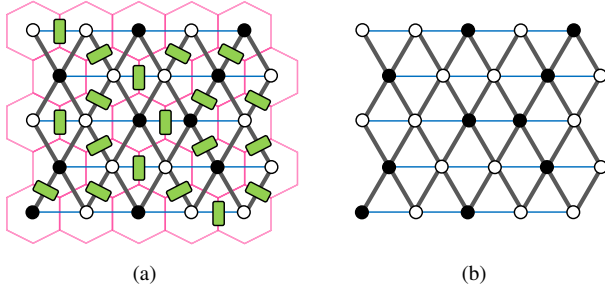


FIG. 3. Triangular lattice of the AFM Ising model, where the white open circle denotes spin up or  $|0\rangle$  and the black solid circle denotes spin down or  $|1\rangle$ . The blue thick bonds denote the coupling  $J_x$  and the gray thick bonds denote the coupling  $J_\Delta$ . (a) shows the mapping between this model and a dimer model on the dual lattice, which is depicted in pink and double-solid link and (b) is an anisotropy triangular lattice AFM Ising model which we used to test different quantum algorithms.

##### A. Model

The first TSO model we used is the nearest neighbor antiferromagnetic (AFM) Ising model on the triangular lattice. The emergent  $U(1)$  gauge fields and topological properties in this Ising-like model have been well studied [31, 35, 59–61]. On the other hand, the model Hamiltonian is simple enough formally.

Due to the antiferromagnetic interaction, each triangle in the low-energy Hilbert space must include two spins aligned in parallel and one spin aligned in antiparallel. We refer to this local constraint as the ‘triangle rule’. The low-energy Hilbert space satisfying this constraint can be precisely mapped onto the well-known dimer models [30, 62–66]. Fig. 3(a) shows this mapping between the constrained spin configuration on triangular lattice and the dimer configuration on the dual honeycomb lattice, where the bond with two parallel spins corresponds to a dimer. The dimer density on the honeycomb

lattice can be understood as lattice electric field on the dual bond, and the local constraint can be written as the divergence-less condition. There thus emerges an  $U(1)$  gauge field in this triangular AFM Ising model [31, 59, 67], and the many-body configurations with constraints can be mapped to lattice electromagnetic fields which are naturally categorized into different topological sectors [59].

In the isotropic AFM triangular Ising model, the low-energy effective model is a non-interacting dimer model. It has topologically degenerate ground states which are in different topological sectors. In order to get a non-trivial TSO problem as Fig. 2, we break the degeneracy of the model by adding anisotropy in the coupling.

We finally use the Hamiltonian

$$\hat{H}_{\text{tri}} = \sum_{\langle jk \rangle_x} J_x \hat{Z}_j \hat{Z}_k + \sum_{\langle jk \rangle_\Delta} J_\Delta \hat{Z}_j \hat{Z}_k \quad (8)$$

on a triangular lattice with periodic boundary conditions (PBC).  $J_x$  denotes the interaction along the  $x$  axis and  $J_\Delta = 1.0$  for the other two directions.

As mentioned above, all these topological sectors are degenerate when  $J_x = J_\Delta$ , therefore we set  $J_x = 0.9 < J_\Delta$  to break the degeneracy and favor the stripe configuration [Fig. 4(a)] as the ground state. Because putting two parallel spins on the  $J_x$  bonds costs least energy. This setting is to satisfy the hardcore three characteristics mentioned in Fig. 2. Note that we can also set different configuration with target  $N_D$  as the ground state by changing the related couplings on bonds.

Through a more pictorial representation, the topological sectors here can be labeled by the number of topological defects  $N_D$  [31–34]. As examples, we show the spin configurations in different topological sectors in Fig. 4(a), 4(b), and 4(c) for  $N_D = 0, 2, 4$ , respectively. Between two topological defects, the inside configuration is indeed same as the ground state, i.e., the stripe phase. Because the defect goes through the periodic boundary, thus it is topological and can not be removed by local actions.

In fact, the degree of freedom of a topological sector is decided by the corner numbers of defects, because flipping the spins at the corners of defects obeying the ‘triangle rule’ without energy cost, as shown in Fig. 4(b). Therefore, the degeneracy (degree of freedom) increases exponentially with the defect number  $N_D$  [30, 31, 66, 68].

It is worth mentioning that,  $J_\Delta > J_x$  make the system favor the stripe phase without topological defect while the quantum fluctuation favors more topological defects with flippable corners. The sector with many topological defects, which has much more freedom degree as the Sector III of Fig. 2 shown, is easy to be reached and favored by quantum fluctuations. Of course, we could set Sector III as the sector where the ground state in, but it would be a trivial problem because it is very easy to be explored.

##### B. Results

We perform real-time simulations of QA and SQA numerically, which can provide quantitative estimations for their

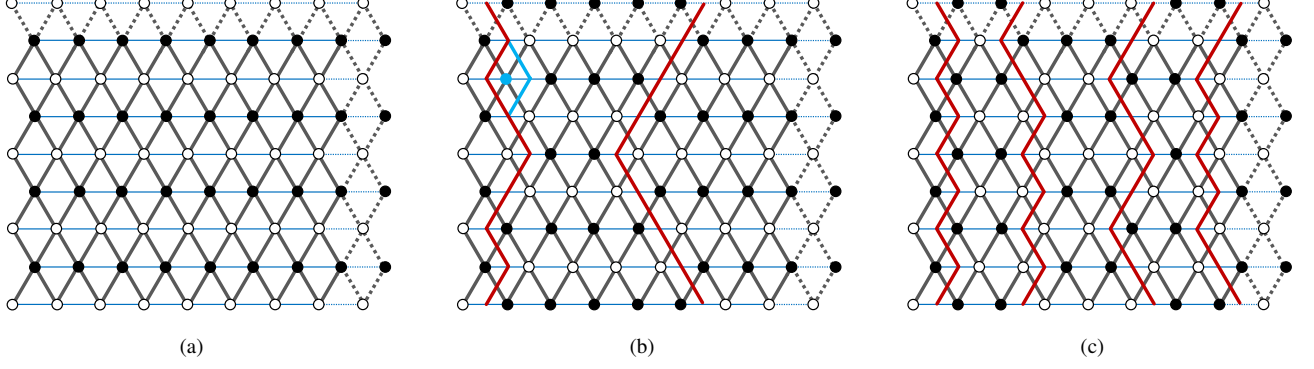


FIG. 4. (a) Spin configuration for  $N_D = 0$ ; (b) spin configuration for  $N_D = 2$ . The red lines are the topological defects on the lattice. We can deform the shape of a defect by flipping a spin in the corner of it without breaking the 'triangular rule'. For example, we can flip the blue spin, then the segment on the left side of the spin will be moved to the right side, which is drew in blue as well; (c) spin configuration for  $N_D = 4$ .

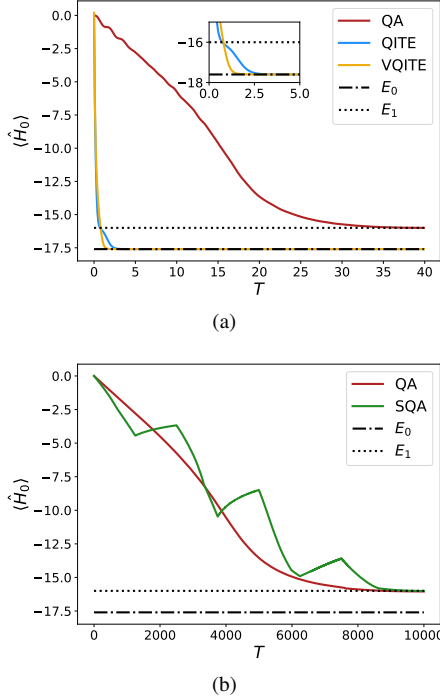


FIG. 5. (a) For  $\hat{H}_{\text{tri}}$  and  $T = 40$ , the simulation results of QA, QITE and VQITE, respectively; (b) simulation results of QA and SQA for  $T = 10^4 \gg 40$ .

practical performance on quantum annealers. We simulate the ideal QITE according to the definition Eq. (5) and on the other side, implement VQITE using TensorCircuit quantum simulation framework [69]. We consider a  $4 \times 4$  lattice with 16 qubits. Technical details of the simulations can be found in Appx. A, B and D.

Fig. 5(a) shows the simulation results of QA, QITE and VQITE when the total evolution time  $T$  is set to be 40. Because of the topological obstructions, QA is finally stuck in the first excited state with energy  $E_1$ , a local minima which is not in the same sector of the ground state with energy  $E_0$ . By

contrast, QITE can find the ground state in a very short time for this model. Besides, though result of VQITE has some deviations from that of the standard QITE, it can reach  $E_0$  as well. We further increase  $T$  up to  $10^4$ , as it shown in Fig. 5(b), and QA still cannot find the ground state. This is an exceedingly long time and the intractability of this model for QA is therefore revealed. Besides, with  $T = 10^4$ , SQA also cannot reach the true ground state, which indicates its inefficiency.

Notice that VQITE is even better than QITE according to Fig. 5(a). As a variational algorithm, the performance of VQITE depends closely on the choice of ansatz as explained in the Appx. C. This performance advantage of VQITE may come from the translation symmetry along x-axis of the model. Therefore, we consider a similar fully frustrated Ising model but on square lattice, which breaks the translation symmetry in the next section.

## V. FULLY FRUSTRATED ISING MODEL ON SQUARE LATTICE

### A. Model

Similar to the frustrated Ising model on triangular lattice above, we present a fully frustrated Ising model on square lattice [Fig. 6(a)] as the other test bed for these quantum optimization algorithms. This model breaks the translation symmetry which makes the solution harder to be reached. The Hamiltonian reads:

$$\hat{H}_{\text{sq}} = J \sum_{\langle jk \rangle_J} \hat{Z}_j \hat{Z}_k + K \sum_{\langle jk \rangle_K} \hat{Z}_j \hat{Z}_k + K_p \sum_{\langle jk \rangle_{K_p}} \hat{Z}_j \hat{Z}_k. \quad (9)$$

As in Fig. 6(a), the interaction of thick gray bonds are antiferromagnetic (AFM) ( $J = 1$ ), and the thin black bonds are ferromagnetic (FM) (set  $K = -1$ ). Similar to the "triangle rule" mentioned above for the triangular lattice model, here we also have a "square rule" at low temperature where each four bonds in a square plaquette must have one excited bond (e.g., its coupling is FM/AFM, but the two spins on it are antiparallel/parallel). Similarly, each square plaquette must has

and only has one excited bond in the low-energy case, thus it can be mapped to a square lattice dimer model with one dimer per site [63]. The dimers live on the dual lattice as Fig. 6(b) shown.

To satisfy the three hardcore characteristics for TSO and break the topological degeneracy, we set the links crossed by dimers a little weaker ( $K_p = 0.9$  for AFM and  $-0.9$  for FM, drew in blue of Fig. 6(a)) to let dimers condensed on the corresponding positions. The anisotropy makes the staggered sector with least degree of freedom become the lowest energy one. Therefore, the model has similar topological sector optimization problem as the model in Sec. IV but much harder due to the translation symmetry breaking. Even in Ref. [9] of SQA, the SQA works well in the triangular lattice but is not strictly effective in the square lattice.

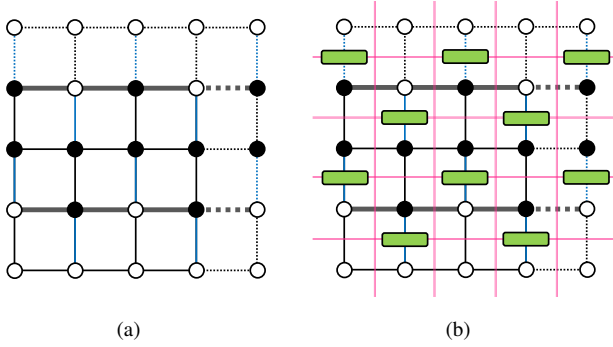


FIG. 6. (a) Lattice of  $\hat{H}_{sq}$ . The thick gray bonds correspond to the coupling  $J$ , the thick black bonds correspond to the coupling  $K$ , and the blue thick bonds correspond to the coupling  $K_p$ .

## B. Results

We use the same optimization scheme with  $\hat{H}_{tri}$ . As it is shown in Fig. 7(a) and 7(b), QA and SQA also fails in this TSO problem. However, different from  $\hat{H}_{tri}$ ,  $T = 40$  is not even sufficient to reach the first excited state  $E_1$  for QA. On the other hand, QITE needs  $T \approx 4$  while VQITE needs  $T < 20$  to reach the ground state.

## C. The role of topology

To better show the interplay between topology and QA, we compare  $\hat{H}_{sq}$  with a spin model of no topological character, which is the isotropic 2D AFM Ising model on a square lattice (PBC)

$$\hat{H}_{\text{Ising-2d}} = J \sum_{\langle i,j \rangle} \hat{Z}_i \hat{Z}_j. \quad (10)$$

We deliberately take  $J = 0.1$  to make sure that  $\hat{H}_{\text{Ising}}$  shares the same gap with  $\hat{H}_{sq}$  in the QA Hamiltonian Eq. (1). Consequently, the lower energies of  $\hat{H}_{eq}$  and  $\hat{H}_{\text{Ising}}$  computed by the

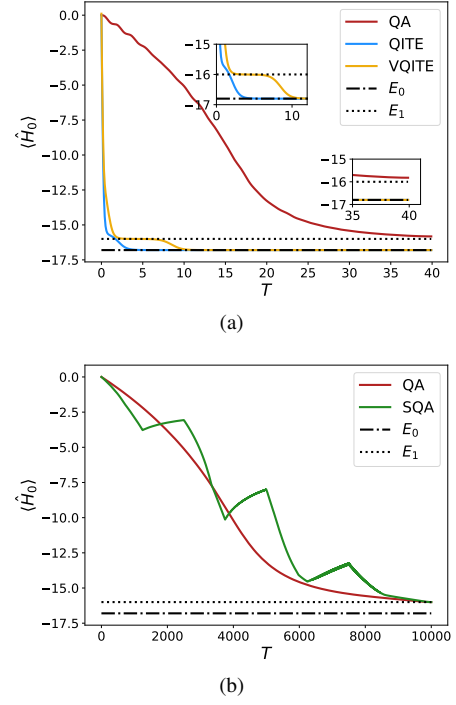


FIG. 7. (a) For  $\hat{H}_{sq}$  and  $T = 40$ , the simulation results of QA, QITE and VQITE, respectively; (b) simulation results of QA and SQA for  $T = 10^4 \gg 40$ .

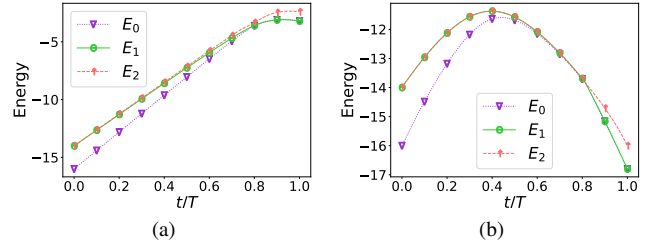


FIG. 8. Lower energies of a  $4 \times 4$  model for (a)  $H_{\text{Ising-2d}}$ , (b)  $H_{sq}$ .

exact diagonalization method show similar behaviors: both of the spectra have a closed gap at some point around  $s = 0.8$  (not the same one), and  $E_0$  merges with  $E_1$  after the gapless point, as it is shown in Fig. 8.

Fig. 9 shows that when  $T = 10^3$ , QA can find the ground state of  $\hat{H}_{\text{Ising-2d}}$  exactly. Although there is a gapless point in the annealing path, the second order phase transition nature renders the critical dynamics following Kibble-Zurek mechanism, which secures the large fidelity with the ground state at the end [70, 71]. In  $\hat{H}_{sq}$ , the states before and after the gapless point are in different topological sectors, thus they are not connected smoothly hence it is hard for QA to remain correct.

## VI. DISCUSSIONS AND CONCLUSIONS

In this work, we explore the role played by topology in optimization problems. We report the results of different quantum

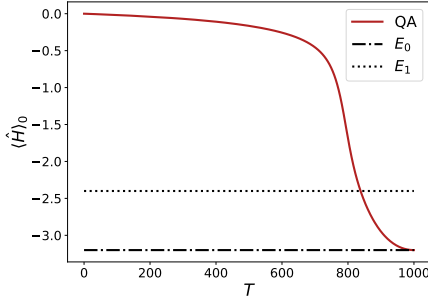


FIG. 9. Real-time simulations of QA for  $\hat{H}_{\text{Ising-2d}}$  on a  $4 \times 4$  lattice under PBC.

optimization methods on the so-called TSO problem which is of topological nature. We find that the QA method fails to address TSO problem as it is intractable to explore the Hilbert space composed of different topological sectors. QA fails to transform between two states that are not smoothly connected and are separated in different topological sectors. Though the two states have close energies, the topological protection leads to a large Hamming distance (also a large energy barrier) and requires some specific global operations that can wind the lattice to break it. Consequently, the probability to generate such a global operation via quantum fluctuation is exponentially small, thus QA loses its efficacy in TSO problems. Although the improved QA method, SQA, can go across different topological sectors, but it is still not sufficiently efficient to address these optimization problems.

On the contrary, QITE algorithm and its NISQ approximate implementation can both successfully address TSO problems. Not only QITE has quadratic advantage on time complexity over QA, but its mechanism which utilizes the property of quantum superposition prevents it from being trapped in some local minima. Topological obstructions have no effects on QITE and thus QITE is a better algorithm for tackling TSO problem than QA.

#### ACKNOWLEDGEMENTS.

We wish to thank Xiaopeng Li and Shuai Yin for helpful discussions. Y.M.D. and Z.Y. thank the start-up fund of Westlake University. The authors acknowledge Beijing PARATERA Tech Co.,Ltd. (<https://www.paratera.com/>) for providing HPC resources that have contributed to the research results reported within this paper. Y.C.W. acknowledges support from Zhejiang Provincial Natural Science Foundation of China (Grant Nos. LZ23A040003).

#### Appendix A: Simulation of QA

For the QA Hamiltonian  $\hat{H}(s)$ , the immediate quantum state  $|\Psi(t)\rangle$  and the state evolved after a small time interval  $\Delta t$  is given by

$$|\Psi(t + \Delta t)\rangle = e^{-i\hat{H}(s)\Delta t} |\Psi(t)\rangle, \quad (\text{A1})$$

where  $s$  is changed by  $\Delta s$  every  $\Delta t$ , thus  $\Delta s$  should be small enough compared with  $\Delta t$  for the purpose of adiabatic approximation. The total number of evolution steps is therefore  $N = 1/\Delta t$  and the total evolution time is  $T = N\Delta t$ . The ground state of  $\hat{H}_1$  is in (3) is chosen to be  $|\Psi(0)\rangle = \otimes_j |-\rangle_j$ , where  $|-\rangle = (|0\rangle - |1\rangle)/\sqrt{2}$ . We fix  $\Delta t = 0.1$  and modify  $\Delta s$  to get different  $T$ .

As an example, we test a 16-qubit AFM Ising chain (PBC), whose Hamiltonian is

$$\hat{H}_{\text{Ising-1d}} = \sum_{\langle j,j+1 \rangle} \hat{Z}_j \hat{Z}_{j+1}. \quad (\text{A2})$$

It turns out that  $\Delta s = 10^{-4}$ , i.e.  $T = 10^3$ , is sufficient for this model to reach its ground state  $E_0$  via QA (See Fig. 10).

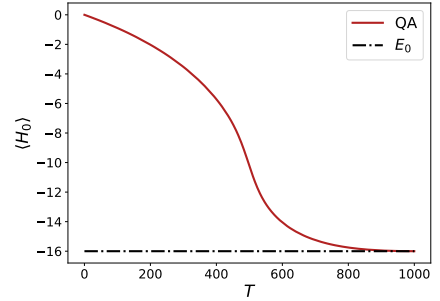


FIG. 10. Real-time simulation of QA for a 16-qubit AFM Ising chain under periodic boundary condition.

#### Appendix B: Simulation of SQA

For  $\hat{H}_1$  in the QA Hamiltonian (1), QA always applies uniform magnetic fields on all sites. Different from QA, the SQA method introduces virtual edges to try overcoming the topological obstructions, where an edge along a specified direction will be opened via increasing the intensity of the magnetic fields that acts on it and then will be glued by decreasing the intensity [9].

Here we take the  $\hat{H}_{\text{sq}}$  on a  $4 \times 4$  lattice as an example. There are four edges along the horizontal axis (See Fig. 11(a)). For convenience, we denote  $s = t/T$ . We use  $h_j(s)$  to represent the intensities of magnetic fields on the  $j$ th edge and  $\bar{h}_j(s)$  to represent the intensities on those sites that are not included in the  $j$ th edge at time  $s$  or  $t = sT$ . Furthermore,  $s_{\text{max}} < 1$  is the time that we regard all the edges have been glued well and  $h_{\text{max}} > 1$  is the maximum value of  $h_j(s)$ .

As it shown in Fig. 11(b),  $h_1(0) = h_{\text{max}}$  means the first edge has been opened at the beginning. The gluing process of the first edge corresponds to  $h_1(s) = -4h_{\text{max}}s/s_{\text{max}} + h_{\text{max}}$  when  $\bar{h}_1(s) = 1 - s$ , where  $s \in [0, (1 - h_{\text{max}})/(1 - 4h_{\text{max}}/s_{\text{max}})]$ . Then, a standard QA will be applied to all sites until  $s = s_{\text{max}}/4$ . After that, we open the second edge by increasing  $h_2(s_{\text{max}}/4)$  from  $1 - s_{\text{max}}/4$  to  $h_{\text{max}}$ . Attention that the standard QA is halt for the moment until  $h_2(s_{\text{max}}) = h_{\text{max}}$ . Next, we similarly glue the second edge as what we do to the first

edge. When  $s = -4h_{\max}s/s_{\max} + 4h_{\max}$ , a standard QA will be performed until  $s = 1$ .

Considering the time  $T_{\text{open}}$  for opening the edges, the total evolution time should be  $T = T_{\text{evo}} + T_{\text{open}}$ , where  $T_{\text{evo}}$  stands for the time when  $s$  is changed. In our simulations for both  $\hat{H}_{\text{tri}}$  and  $\hat{H}_{\text{sq}}$ , we take  $h_{\max} = 2$  and  $s_{\max} = 0.8$ , which are same as that in Ref. [9]. Besides, the choice of  $\Delta t$  and  $\Delta s$  follows Appx. A.

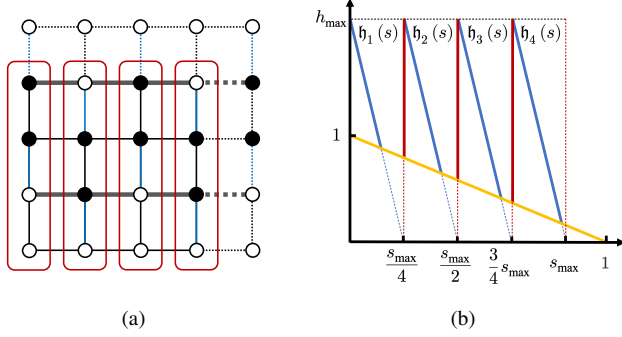


FIG. 11. For  $\hat{H}_{\text{sq}}$  on a  $4 \times 4$  lattice, (a) the four rounded rectangles represent the four edges on the lattice; (b) Schematic diagram of the SQA scheme for  $\hat{H}_{\text{sq}}$  on a  $4 \times 4$  lattice. The orange line is the standard QA which corresponds to the function  $f(s) = 1 - s$  and the four blue solid lines denote  $h_j(s)$  ( $j = 1, 2, 3, 4$ ) when glueing edges. The red lines represent the process when opening the edges in which  $s$  is fixed.

### Appendix C: Variational quantum imaginary time evolution

Consider the Wick-rotated Schrodinger equation

$$\frac{d|\psi(t)\rangle}{dt} = -(\hat{H} - E_t)|\psi(t)\rangle, \quad (\text{C1})$$

where  $E_t \equiv \langle \psi(t) | \hat{H} | \psi(t) \rangle$ , and to approximate the real evolved state  $|\psi(t)\rangle$  under QITE, we prepare a trial state  $|\phi(\vec{\theta}(t))\rangle \equiv |\phi(t)\rangle$  output by an circuit ansatz  $V(\vec{\theta})$ , a parameterized quantum circuit (PQC) on a quantum computer, i.e.

$$|\phi(t)\rangle = V(\vec{\theta})|\bar{0}\rangle, \quad (\text{C2})$$

where  $\vec{\theta} = [\theta_0, \theta_1, \dots, \theta_{p-1}]$  denotes  $p$  variational parameters and  $|\bar{0}\rangle$  is the initial state input into the PQC.

Therefore, the trial state should satisfies

$$\frac{d|\phi(t)\rangle}{dt} \approx \sum_j \frac{\partial |\phi(\vec{\theta}(t))\rangle}{\partial \theta_j} \dot{\theta}_j = -(\hat{H} - E_t)|\phi(t)\rangle. \quad (\text{C3})$$

Based on the McLachlan's variational principle [72]:

$$\delta \left\| \left( \frac{\partial}{\partial t} + \hat{H} - E_t \right) |\phi(\vec{\theta}(t))\rangle \right\| = 0, \quad (\text{C4})$$

we have the following linear differential equations

$$\sum_k A_{jk} \dot{\theta}_k = C_j \quad (\text{C5})$$

to solve, where

$$\begin{aligned} A_{jk} &= \text{Re} \left\{ \frac{\partial \langle \phi(t) |}{\partial \theta_j} \frac{\partial |\phi(t)\rangle}{\partial \theta_k} \right\} \\ C_j &= -\text{Re} \left\{ \frac{\partial \langle \phi(t) |}{\partial \theta_j} \hat{H} |\phi(t)\rangle \right\}. \end{aligned} \quad (\text{C6})$$

By solving Eq. (C5), the dynamics of  $|\phi(t)\rangle$  is controlled by  $\vec{\theta}$  as

$$\vec{\theta}(t + \Delta t) \approx \vec{\theta}(t) + \dot{\vec{\theta}}(t) \Delta t = \vec{\theta}(t) + A^{-1}(t) \cdot \vec{C}(t) \Delta t \quad (\text{C7})$$

for a small enough  $\Delta t$ .

The problem now reduces to computing  $A_{jk}$  and  $C_j$  and constructing Eq. (C5). For  $\hat{H} = \sum_{\alpha} \hat{h}_{\alpha}$ , we assume

$$V(\vec{\theta}) \equiv U_{n-1}(\theta_{n-1}) \dots U_1(\theta_1) U_0(\theta_0) \quad (\text{C8})$$

and

$$\frac{\partial U_j}{\partial \theta_j} = \sum_k f_{kj} U_j \hat{\sigma}_{kj}, \quad (\text{C9})$$

where  $\hat{\sigma}_{kj}$  is some unitary operator. Then

$$\frac{\partial |\phi(t)\rangle}{\partial \theta_j} = \prod_{k>j} U_k \frac{\partial}{\partial \theta_j} U_j \prod_{l<j} U_l |\bar{0}\rangle = \sum_k f_{jk} \tilde{V}_{kj} |\bar{0}\rangle, \quad (\text{C10})$$

where

$$\tilde{V}_{kj} \equiv U_N(\theta_N) \dots U_{j+1}(\theta_{j+1}) U_j(\theta_j) \hat{\sigma}_{kj} \dots U_1(\theta_1). \quad (\text{C11})$$

Therefore,

$$\begin{aligned} A_{ij} &= \text{Re} \left\{ \sum_{kl} f_{ki}^* f_{lj} \langle \bar{0} | \tilde{V}_{ki} \tilde{V}_{lj} | \bar{0} \rangle \right\} \\ C_i &= \text{Re} \left\{ \sum_{k,\alpha} f_{ki}^* \lambda_{\alpha} \langle \bar{0} | \tilde{V}_{ki}^{\dagger} \hat{h}_{\alpha} V | \bar{0} \rangle \right\}, \end{aligned} \quad (\text{C12})$$

which can be evaluated on quantum computers via the Hadamard test.

### Appendix D: Details of VQITE for $\hat{H}_{\text{tri}}$ and $\hat{H}_{\text{sq}}$

We use similar ansatz for  $\hat{H}_{\text{tri}}$  and  $\hat{H}_{\text{sq}}$  which encompasses single- and two- qubit gates. We write  $V(\vec{\theta})$  as

$$V(\vec{\theta}) = V_2(\vec{\alpha}, \vec{\beta}) V_1(\vec{\omega}) \quad (\text{D1})$$

for convenience, which means  $\vec{\theta} \equiv (\vec{\omega}, \vec{\alpha}, \vec{\beta})$ , where  $V_1(\vec{\omega})$  denotes all single-qubit gates and  $V_2(\vec{\alpha}, \vec{\beta})$  denotes all double-qubit gates.

Denote the number of qubits to be  $n_q$ , and label the qubits by  $\{q \mid q \in [0, n_q - 1] \text{ and } q \in \mathbb{Z}\}$ . We consider the ZZ decomposition, a set of universal single-qubit operations, for each qubit  $q$ , therefore

$$V_1(\vec{\omega}) = \prod_q R_z^q(\omega_{q,2}) R_x^q(\omega_{q,1}) R_z^q(\omega_{q,0}). \quad (\text{D2})$$

Our choice of  $V_2(\vec{\alpha}, \vec{\beta})$  comes from the 2d structure of the lattice. Specifically, for each bond  $\vec{jk}$  connecting qubits  $j$  and  $k$  on the lattice, apply two Pauli gadgets (double-qubit rotation gates) to it, and

$$V_2(\vec{\alpha}, \vec{\beta}) = \prod_{\vec{jk}} e^{-i\beta_{\vec{jk}}\hat{Y}_j\hat{Z}_k/2} e^{-i\alpha_{\vec{jk}}\hat{Z}_j\hat{Y}_k/2}. \quad (\text{D3})$$

Since the solutions to an optimization problem must be some classical states, the most straightforward way is to prepare the initial state to be a superposition of all possible classical configurations. Therefore, we can set  $|\bar{0}\rangle$  as

$$|\bar{0}\rangle = H^{\otimes n_q} |0\rangle^{\otimes n_q}, \quad (\text{D4})$$

where  $H$  denotes Hadamard gate. The variational parameters of the PQC are initially set to follow Gaussian distribution ( $\mu = 0, \sigma = 0.05$ ). Besides, we add a small quantity  $\varepsilon = 10^{-4}$  to all the diagonal elements  $A_{jk}$  in Eq. (C5) for the purpose of regularization when solving the linear equations.

In principle, a smaller  $\Delta t$  in Eq. (C7) would make VQITE a better approximation to the standard QITE. However, our simulation results show that  $\Delta t = 0.1$  is sufficient for VQITE to reach the ground state. This comes from the specific ansatz we use. We have simulated 200 times of the algorithm with different initial parameters, and the success rate to find the ground state is 100%.

- 
- [1] P. Hauke, H. G. Katzgraber, W. Lechner, H. Nishimori, and W. D. Oliver, Perspectives of quantum annealing: methods and implementations, *Reports on Progress in Physics* **83**, 054401 (2020).
  - [2] S. Boettcher, Analysis of the relation between quadratic unconstrained binary optimization and the spin-glass ground-state problem, *Phys. Rev. Res.* **1**, 033142 (2019).
  - [3] Y. Fu and P. W. Anderson, Application of statistical mechanics to NP-complete problems in combinatorial optimisation, *J. Phys. A* **19**, 1605 (1986).
  - [4] M. Mezard, G. Parisi, and M. Virasoro, *Spin Glass Theory and Beyond* (World Scientific, 1986).
  - [5] D. A. Huse and D. S. Fisher, Residual energies after slow cooling of disordered systems, *Phys. Rev. Lett.* **57**, 2203 (1986).
  - [6] G. E. Santoro, R. Martoňák, E. Tosatti, and R. Car, Theory of quantum annealing of an Ising spin glass, *Science* **295**, 2427 (2002).
  - [7] A. Lucas, Ising formulations of many NP problems, *Front. Phys.* **2**, 5 (2014).
  - [8] M. V. Berry, Quantal phase factors accompanying adiabatic changes, Proceedings of the Royal Society of London. A. Mathematical and Physical Sciences **392**, 45 (1984).
  - [9] Z. Yan, Z. Zhou, Y.-H. Zhou, Y.-C. Wang, X. Qiu, Z. Y. Meng, and X.-F. Zhang, Quantum optimization within lattice gauge theory model on a quantum simulator, *npj Quantum Information* **9**, 89 (2023).
  - [10] Z. Yan, Y.-C. Wang, R. Samajdar, S. Sachdev, and Z. Y. Meng, Emergent glassy behavior in a kagome rydberg atom array, *Phys. Rev. Lett.* **130**, 206501 (2023).
  - [11] T. Kadowaki and H. Nishimori, Quantum annealing in the transverse ising model, *Physical Review E* **58**, 5355 (1998).
  - [12] M. Mezard and A. Montanari, *Information, physics, and computation* (Oxford University Press, 2009).
  - [13] B. Heim, T. F. Rønnow, S. V. Isakov, and M. Troyer, Quantum versus classical annealing of Ising spin glasses, *Science* **348**, 215 (2015).
  - [14] E. Farhi, J. Goldstone, S. Gutmann, and M. Sipser, Quantum computation by adiabatic evolution (2000), [arXiv:quant-ph/0001106](https://arxiv.org/abs/quant-ph/0001106).
  - [15] T. Albash and D. A. Lidar, Adiabatic quantum computation, *Rev. Mod. Phys.* **90**, 015002 (2018).
  - [16] M. W. Johnson, M. H. Amin, S. Gildert, T. Lanting, F. Hamze, N. Dickson, R. Harris, A. J. Berkley, J. Johansson, P. Bunyk, *et al.*, Quantum annealing with manufactured spins, *Nature* **473**, 194 (2011).
  - [17] S. Boixo, T. Albash, F. M. Spedalieri, N. Chancellor, and D. A. Lidar, Experimental signature of programmable quantum annealing, *Nat. Commun.* **4**, 1 (2013).
  - [18] S. Boixo, T. F. Rønnow, S. V. Isakov, Z. Wang, D. Wecker, D. A. Lidar, J. M. Martinis, and M. Troyer, Evidence for quantum annealing with more than one hundred qubits, *Nature Phys.* **10**, 218 (2014).
  - [19] A. Perdomo-Ortiz, N. Dickson, M. Drew-Brook, G. Rose, and A. Aspuru-Guzik, Finding low-energy conformations of lattice protein models by quantum annealing, *Sci. Rep.* **2**, 571 (2012).
  - [20] M. Novotny, Q. L. Hobl, J. Hall, and K. Michielsen, Spanning tree calculations on d-wave 2 machines, *J. Phys.: Conf. Ser.* **681**, 012005 (2016).
  - [21] X. Qiu, J. Zou, X. Qi, and X. Li, Precise programmable quantum simulations with optical lattices, *npj Quantum Inf.* **6**, 87 (2020).
  - [22] X. Qiu, P. Zoller, and X. Li, Programmable quantum annealing architectures with Ising quantum wires, *PRX Quantum* **1**, 020311 (2020).
  - [23] A. D. King, J. Raymond, T. Lanting, R. Harris, A. Zucca, F. Altomare, A. J. Berkley, K. Boothby, S. Ejtemaee, C. Enderud, *et al.*, Quantum critical dynamics in a 5,000-qubit programmable spin glass, *Nature*, 1 (2023).
  - [24] K. J. Satzinger, Y. J. Liu, A. Smith, C. Knapp, M. Newman, C. Jones, Z. Chen, C. Quintana, X. Mi, A. Dunsworth, C. Gidney, I. Aleiner, F. Arute, K. Arya, J. Atalaya, R. Babbush, J. C. Bardin, R. Barends, J. Basso, A. Bengtsson, A. Bilmes, M. Broughton, B. B. Buckley, D. A. Buell, B. Burkett, N. Bushnell, B. Chiaro, R. Collins, W. Courtney, S. Demura, A. R. Derk, D. Eppens, C. Erickson, L. Faoro, E. Farhi, A. G. Fowler, B. Foxen, M. Giustina, A. Greene, J. A. Gross, M. P. Harrigan, S. D. Harrington, J. Hilton, S. Hong, T. Huang, W. J. Hugrins, L. B. Ioffe, S. V. Isakov, E. Jeffrey, Z. Jiang, D. Kafri, K. Kechedzhi, T. Khattar, S. Kim, P. V. Klimov, A. N. Korotkov, F. Kostritsa, D. Landhuis, P. Laptev, A. Locharla, E. Lucero, O. Martin, J. R. McClean, M. McEwen, K. C. Miao, M. Mohseni, S. Montazeri, W. Mruczkiewicz, J. Mutus, O. Naaman, M. Neeley, C. Neill, M. Y. Niu, T. E. O'Brien, A. Opremcak, B. Pató, A. Petukhov, N. C. Rubin, D. Sank, V. Shvarts, D. Strain, M. Szalay, B. Villalonga, T. C. White, Z. Yao, P. Yeh, J. Yoo, A. Zalcman, H. Neven, S. Boixo, A. Megrant, Y. Chen, J. Kelly, V. Smelyanskiy, A. Kitaev, M. Knap, F. Pollmann, and P. Roushan, Realizing topologically ordered states on a quan-

- tum processor, *Science* **374**, 1237 (2021).
- [25] G. Semeghini, H. Levine, A. Keesling, S. Ebadi, T. T. Wang, D. Bluvstein, R. Verresen, H. Pichler, M. Kalinowski, R. Samajdar, A. Omran, S. Sachdev, A. Vishwanath, M. Greiner, V. Vuletić, and M. D. Lukin, Probing topological spin liquids on a programmable quantum simulator, *Science* **374**, 1242 (2021).
- [26] S. S. Petrova and A. D. Solov'ev, The origin of the method of steepest descent, *Historia Mathematica* **24**, 361 (1997).
- [27] N. Andrei, Steepest descent methods, in *Modern Numerical Nonlinear Optimization* (Springer International Publishing, Cham, 2022) pp. 81–107.
- [28] G. Semeghini, H. Levine, A. Keesling, S. Ebadi, T. T. Wang, D. Bluvstein, R. Verresen, H. Pichler, M. Kalinowski, R. Samajdar, A. Omran, S. Sachdev, A. Vishwanath, M. Greiner, V. Vuletić, and M. D. Lukin, Probing topological spin liquids on a programmable quantum simulator, *Science* **374**, 1242 (2021).
- [29] Z. Yan, R. Samajdar, Y.-C. Wang, S. Sachdev, and Z. Y. Meng, Triangular lattice quantum dimer model with variable dimer density, *Nature Communications* **13**, 5799 (2022).
- [30] Z. Zhou, C. Liu, Z. Yan, Y. Chen, and X.-F. Zhang, Quantum dynamics of topological strings in a frustrated ising antiferromagnet, *npj Quantum Materials* **7**, 60 (2022).
- [31] Z. Zhou, C. Liu, D.-X. Liu, Z. Yan, Y. Chen, and X.-F. Zhang, Quantum tricriticality of incommensurate phase induced by quantum strings in frustrated ising magnetism, *SciPost Phys.* **14**, 037 (2023).
- [32] X.-F. Zhang and S. Eggert, Chiral edge states and fractional charge separation in a system of interacting bosons on a kagome lattice, *Phys. Rev. Lett.* **111**, 147201 (2013).
- [33] X.-F. Zhang, S. Hu, A. Pelster, and S. Eggert, Quantum domain walls induce incommensurate supersolid phase on the anisotropic triangular lattice, *Phys. Rev. Lett.* **117**, 193201 (2016).
- [34] X.-F. Zhang, Y.-C. He, S. Eggert, R. Moessner, and F. Pollmann, Continuous easy-plane deconfined phase transition on the kagome lattice, *Phys. Rev. Lett.* **120**, 115702 (2018).
- [35] Y.-C. Wang, Y. Qi, S. Chen, and Z. Y. Meng, Caution on emergent continuous symmetry: A Monte Carlo investigation of the transverse-field frustrated Ising model on the triangular and honeycomb lattices, *Phys. Rev. B* **96**, 115160 (2017).
- [36] Y.-C. Wang, X.-F. Zhang, F. Pollmann, M. Cheng, and Z. Y. Meng, Quantum Spin Liquid with Even Ising Gauge Field Structure on Kagome Lattice, *Phys. Rev. Lett.* **121**, 057202 (2018).
- [37] Y.-C. Wang, Z. Yan, C. Wang, Y. Qi, and Z. Y. Meng, Vestigial anyon condensation in kagome quantum spin liquids, *Phys. Rev. B* **103**, 014408 (2021).
- [38] M. Motta, C. Sun, A. T. Tan, M. J. O'Rourke, E. Ye, A. J. Minnich, F. G. Brandão, and G. K.-L. Chan, Determining eigenstates and thermal states on a quantum computer using quantum imaginary time evolution, *Nature Physics* **16**, 205 (2020).
- [39] P. J. Love, Cooling with imaginary time, *Nature Physics* **16**, 130 (2020).
- [40] H. Nishi, T. Kosugi, and Y.-i. Matsushita, Implementation of quantum imaginary-time evolution method on nisc devices by introducing nonlocal approximation, *npj Quantum Information* **7**, 85 (2021).
- [41] C. Cao, Z. An, S.-Y. Hou, D. L. Zhou, and B. Zeng, Quantum imaginary time evolution steered by reinforcement learning, *Communications Physics* **5**, 57 (2022).
- [42] S.-X. Zhang and S. Yin, Universal imaginary-time critical dynamics on a quantum computer, arXiv:2308.05408 (2023), arXiv:arXiv:2308.05408v1.
- [43] D. J. Griffiths and D. F. Schroeter, *Introduction to Quantum Mechanics*, 3rd ed. (Cambridge University Press, 2018).
- [44] A. J. Daley, Quantum trajectories and open many-body quantum systems, *Advances in Physics* **63**, 77 (2014).
- [45] Z. G. Yuto Ashida and M. Ueda, Non-hermitian physics, *Advances in Physics* **69**, 249 (2020).
- [46] K. Bharti, A. Cervera-Lierta, T. H. Kyaw, T. Haug, S. Alperin-Lea, A. Anand, M. Degroote, H. Heimonen, J. S. Kottmann, T. Menke, W.-K. Mok, S. Sim, L.-C. Kwek, and A. Aspuru-Guzik, Noisy intermediate-scale quantum algorithms, *Reviews of Modern Physics* **94**, 015004 (2022).
- [47] M. Cerezo, A. Arrasmith, R. Babbush, S. C. Benjamin, S. Endo, K. Fujii, J. R. McClean, K. Mitarai, X. Yuan, L. Cincio, and P. J. Coles, Variational quantum algorithms, *Nature Reviews Physics* **3**, 625 (2021).
- [48] Y. Li and S. C. Benjamin, Efficient Variational Quantum Simulator Incorporating Active Error Minimization, *Physical Review X* **7**, 021050 (2017).
- [49] X. Yuan, S. Endo, Q. Zhao, Y. Li, and S. C. Benjamin, Theory of variational quantum simulation, *Quantum* **3**, 191 (2019).
- [50] S. McArdle, T. Jones, S. Endo, Y. Li, S. C. Benjamin, and X. Yuan, Variational ansatz-based quantum simulation of imaginary time evolution, *npj Quantum Information* **5**, 75 (2019).
- [51] S. Barison, F. Vicentini, and G. Carleo, An efficient quantum algorithm for the time evolution of parameterized circuits, *Quantum* **5**, 512 (2021).
- [52] M. Benedetti, M. Fiorentini, and M. Lubasch, Hardware-efficient variational quantum algorithms for time evolution, *Physical Review Research* **3**, 033083 (2021).
- [53] C. K. Lee, S.-X. Zhang, C.-Y. Hsieh, S. Zhang, and L. Shi, Variational Quantum Simulations of Finite-Temperature Dynamical Properties via Thermofield Dynamics, arXiv:2206.05517 (2022).
- [54] R. Wiersema, C. Zhou, Y. de Sereville, J. F. Carrasquilla, Y. B. Kim, and H. Yuen, Exploring Entanglement and Optimization within the Hamiltonian Variational Ansatz, *PRX Quantum* **1**, 020319 (2020).
- [55] S.-X. Zhang, C.-Y. Hsieh, S. Zhang, and H. Yao, Differentiable quantum architecture search, *Quantum Science and Technology* **7**, 045023 (2022).
- [56] Y. Du, T. Huang, S. You, M.-H. Hsieh, and D. Tao, Quantum circuit architecture search for variational quantum algorithms, *npj Quantum Information* **8**, 62 (2022).
- [57] S.-X. Zhang, C.-Y. Hsieh, S. Zhang, and H. Yao, Neural predictor based quantum architecture search, *Machine Learning: Science and Technology* **2**, 045027 (2021).
- [58] J. Preskill, Quantum Computing in the NISQ era and beyond, *Quantum* **2**, 79 (2018).
- [59] R. Moessner and S. L. Sondhi, Ising models of quantum frustration, *Phys. Rev. B* **63**, 224401 (2001).
- [60] S. V. Isakov and R. Moessner, Interplay of quantum and thermal fluctuations in a frustrated magnet, *Phys. Rev. B* **68**, 104409 (2003).
- [61] Y. Da Liao, H. Li, Z. Yan, H.-T. Wei, W. Li, Y. Qi, and Z. Y. Meng, Phase diagram of the quantum Ising model on a triangular lattice under external field, *Phys. Rev. B* **103**, 104416 (2021).
- [62] R. Moessner and K. S. Raman, Quantum dimer models, in *Introduction to Frustrated Magnetism: Materials, Experiments, Theory* (Springer Berlin Heidelberg, Berlin, Heidelberg, 2011) pp. 437–479.
- [63] Z. Yan, Z. Zhou, O. F. Syljuåsen, J. Zhang, T. Yuan, J. Lou, and Y. Chen, Widely existing mixed phase structure of the quantum dimer model on a square lattice, *Phys. Rev. B* **103**, 094421 (2021).
- [64] Z. Yan, Y. Wu, C. Liu, O. F. Syljuåsen, J. Lou, and Y. Chen,

- Sweeping cluster algorithm for quantum spin systems with strong geometric restrictions, [Phys. Rev. B \*\*99\*\*, 165135 \(2019\)](#).
- [65] Z. Yan, Y.-C. Wang, N. Ma, Y. Qi, and Z. Y. Meng, Topological phase transition and single/multi anyon dynamics of  $z=2$  spin liquid, [npj Quantum Materials \*\*6\*\*, 39 \(2021\)](#).
- [66] Z. Yan, Global scheme of sweeping cluster algorithm to sample among topological sectors, [Phys. Rev. B \*\*105\*\*, 184432 \(2022\)](#).
- [67] Z. Yan, Z. Y. Meng, D. A. Huse, and A. Chan, Height-conserving quantum dimer models, [Phys. Rev. B \*\*106\*\*, L041115 \(2022\)](#).
- [68] R. Moessner and K. S. Raman, Quantum dimer models, in *Introduction to Frustrated Magnetism* (Springer, 2011) pp. 437–479.
- [69] S.-X. Zhang, J. Allcock, Z.-Q. Wan, S. Liu, J. Sun, H. Yu, X.-H. Yang, J. Qiu, Z. Ye, Y.-Q. Chen, C.-K. Lee, Y.-C. Zheng, S.-K. Jian, H. Yao, C.-Y. Hsieh, and S. Zhang, TensorCircuit: a Quantum Software Framework for the NISQ Era, [Quantum \*\*7\*\*, 912 \(2023\)](#).
- [70] T. W. B. Kibble, Topology of cosmic domains and strings, [Journal of Physics A: Mathematical and General \*\*9\*\*, 1387 \(1976\)](#).
- [71] W. H. Zurek, U. Dorner, and P. Zoller, Dynamics of a quantum phase transition, [Phys. Rev. Lett. \*\*95\*\*, 105701 \(2005\)](#).
- [72] A. McLachlan, A variational solution of the time-dependent schrodinger equation, [Molecular Physics \*\*8\*\*, 39 \(1964\)](#).