

Redefining Digital Health Interfaces with Large Language Models

Fergus Imrie^{1*}, Paulius Rauba² and Mihaela van der Schaar^{2,3}

¹University of California, Los Angeles, USA.

²University of Cambridge, UK.

³The Alan Turing Institute, UK.

*Corresponding author(s). E-mail(s): imrie@ucla.edu;
Contributing authors: pr501@cam.ac.uk; mv472@cam.ac.uk;

Abstract

Digital health tools have the potential to significantly improve the delivery of healthcare services. However, their use remains comparatively limited due, in part, to challenges surrounding usability and trust. Recently, Large Language Models (LLMs) have emerged as general-purpose models with the ability to process complex information and produce human-quality text, presenting a wealth of potential applications in healthcare. Directly applying LLMs in clinical settings is not straightforward, with LLMs susceptible to providing inconsistent or nonsensical answers. We demonstrate how LLMs can utilize external tools to provide a novel interface between clinicians and digital technologies. This enhances the utility and practical impact of digital healthcare tools and AI models while addressing current issues with using LLM in clinical settings such as hallucinations. We illustrate our approach with examples from cardiovascular disease and diabetes risk prediction, highlighting the benefit compared to traditional interfaces for digital tools.

Digital healthcare technologies represent a frontier in medicine. A multitude of tools have been developed [1, 2], in particular risk scores for prognostic modeling [3]. Clinical adoption of such methods, however, faces significant hurdles [4, 5], with some even calling their use “infeasible” [6] and “substantially conceptual” [7]. One key issue is usability [8], which can result in errors associated with patient harm [9] and contribute to clinician frustration, jeopardizing patient safety [10, 11].

New tools employing artificial intelligence (AI) and machine learning offer substantial promise [12]. Yet these approaches face the same usability challenges as existing digital tools, while AI systems present new questions around model trust

[13, 14]. These issues have limited the uptake and impact of AI technologies thus far [15, 16].

Large Language Models (LLMs) have recently captured the imagination of both the research community and the general public, pushing the boundaries of human-machine interaction. Consequently, there is great interest in applying LLMs in healthcare, with potential applications including facilitating clinical documentation, summarizing research papers, or as a chatbot for patients [17]. While LLMs have general capabilities, they can lack domain-specific knowledge. This has led to the development of medical-focused LLMs, either by training new LLMs from scratch [18–20] or by adapting existing general-purpose LLMs [21].

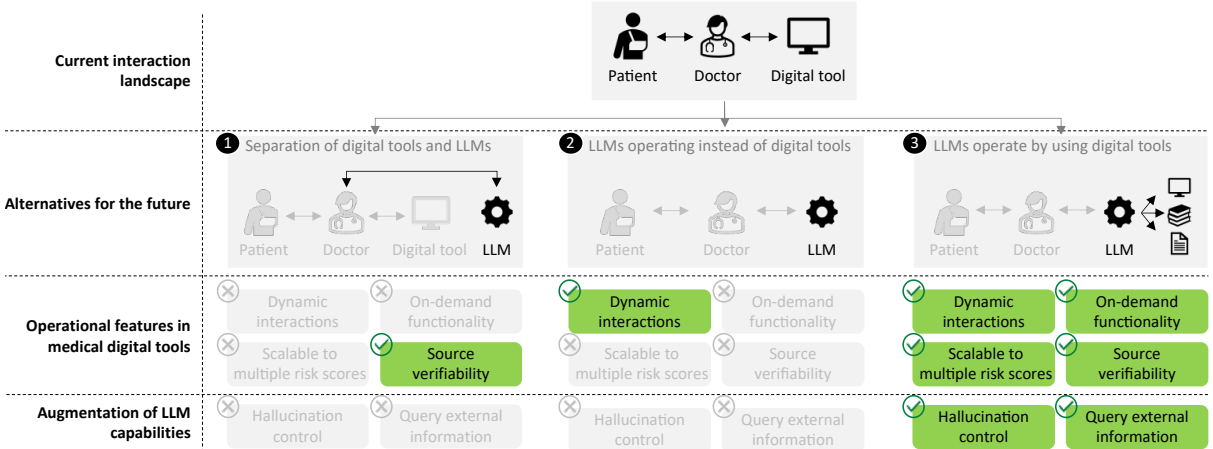


Fig. 1: Clinicians have previously needed to interact directly with digital tools, such as risk scores. While others have discussed LLMs replacing existing clinical tools, we envisage LLMs forming a novel interface with clinical tools by providing a dynamic output and facilitating deeper interaction with the tools and related information, such as model explainability, medical papers, and clinical guidelines.

In addition to generating text, LLMs can also make predictions from text data. For example, Jiang et al. trained an LLM to predict hospital readmission, in-hospital mortality, and insurance denial, demonstrating the additional information in medical notes compared to structured features [22]. However, most data in medicine is not text and, consequently, other predictive models are often preferred [23].

Applying LLMs in safety-critical clinical settings is not straightforward. LLMs may provide inconsistent or nonsensical answers [21, 24] and have a tendency to hallucinate facts [25, 26]. This is clearly unacceptable in medicine when making high-stakes decisions. Additionally, LLMs can encounter difficulty with seemingly basic functionality, such as mathematical calculations or factual lookup [27, 28], and are unable to access up-to-date information [29]. These limitations constrain the clinical utility of LLMs.

Despite these challenges, LLMs offer a potential solution to the challenges faced by digital tools and risk scores. Specifically, we propose using LLMs as *comprehension engines* for mediating human-AI interaction. We show how LLMs can form unique interfaces between healthcare professionals and clinical predictive models. By

replacing existing fixed user interfaces or application programming interfaces (APIs), LLMs enable dynamic interactions that can streamline digital workflows and improve efficiency and usability (Fig. 1). For example, numerous considerations exist before, during, and after calculating an individual’s prognosis (Table 1). Existing interfaces only serve to calculate risk. Through an LLM-based interface, practitioners can obtain substantial additional information about the risk score, its development and methodology, the prediction issued, and related medical guidelines.

We achieve this by enabling LLMs to use external tools, thereby not solely relying on the inherent capabilities of a given LLM but imbuing them with approved medical tools and other sources of information. This approach is scalable to multiple predictive models, unifying digital tools within a single, natural language-based interface. This combines the strengths of LLMs with digital healthcare tools, while overcoming limitations of both, and is in contrast to previous applications of LLMs in medicine. LLMs help engender trust in risk scores by enabling increased, dynamic interactions with the model, previously identified as a key feature [30]. The ability to adapt and tailor interactions is important since the most

Table 1: Utility of LLMs as an interface for risk scoring. Representative questions that a clinician might have of a risk score at different stages, together with whether existing interfaces for risk scores provide this information. All questions can be addressed using LLM-based interfaces.

Stage	Representative questions	Existing interfaces
Before Patient Encounter	Which features does the risk score use?	✗
	Why are these features included in the risk score?	✗
	How was the risk score validated?	✗
	What is the methodology underlying the risk score?	✗
Before Risk Scoring	When do clinical guidelines recommend risk scoring?	✗
	What is the recommended risk score?	✗
	Who is the risk score suitable for?	✗
During Risk Scoring	What is the risk for this patient?	✓
	What characteristics led to the patient’s risk?	✗
	What effect would changing this feature have on the risk?	✗
After Risk Scoring	What action is recommended by the guidelines based on the risk?	✗

appropriate interface or dialogue cannot be pre-specified; instead, it depends on the clinician and the patient. Furthermore, studies have demonstrated high usability of LLMs, even with limited experience [31], which is critical for successful clinical deployment. From an LLM perspective, since the LLM does not itself issue predictions or supply specific knowledge, the potential for hallucinations is limited and we ensure actionable information is provided by approved clinical sources.

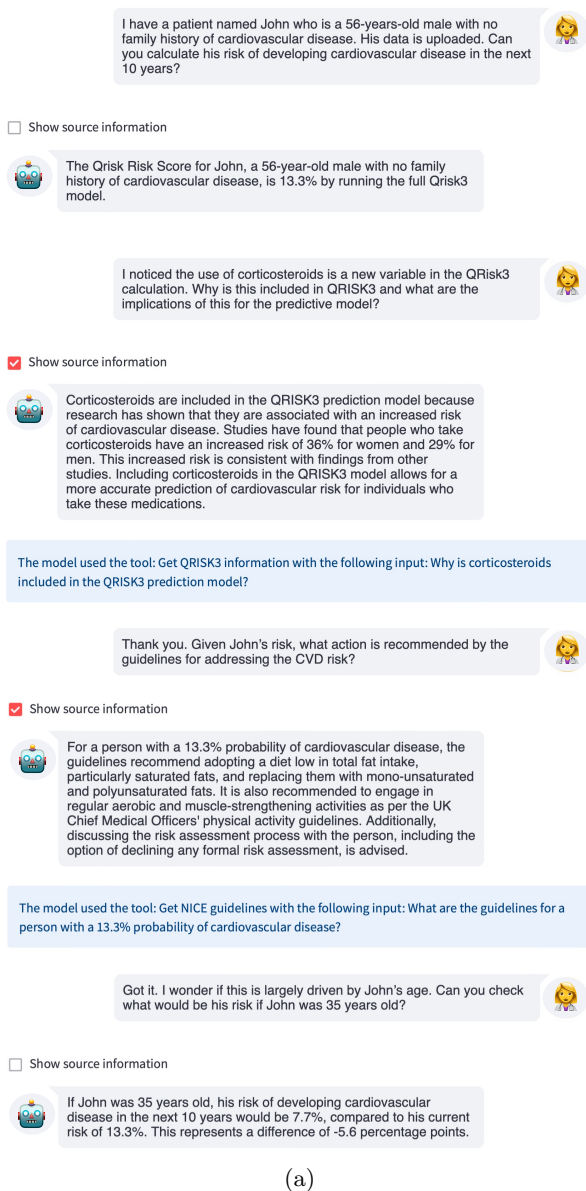
Illustrative LLM Interfaces

We exemplify our approach with applications to risk prediction models for cardiovascular disease (CVD) and diabetes. Our approach is general, requires no additional training, and scales to several diverse tools. To demonstrate the versatility of our approach, we take an off-the-shelf pretrained LLM, GPT-4 [32], and imbue it with a set of tools using in-context learning [33]. Additionally, we implemented a “source” functionality that allows the user to see whether the LLM used a tool and, if so, which tool and with what input. This helps avoid hallucinations since it enables verification that the information was issued by an underlying clinical tool or source.

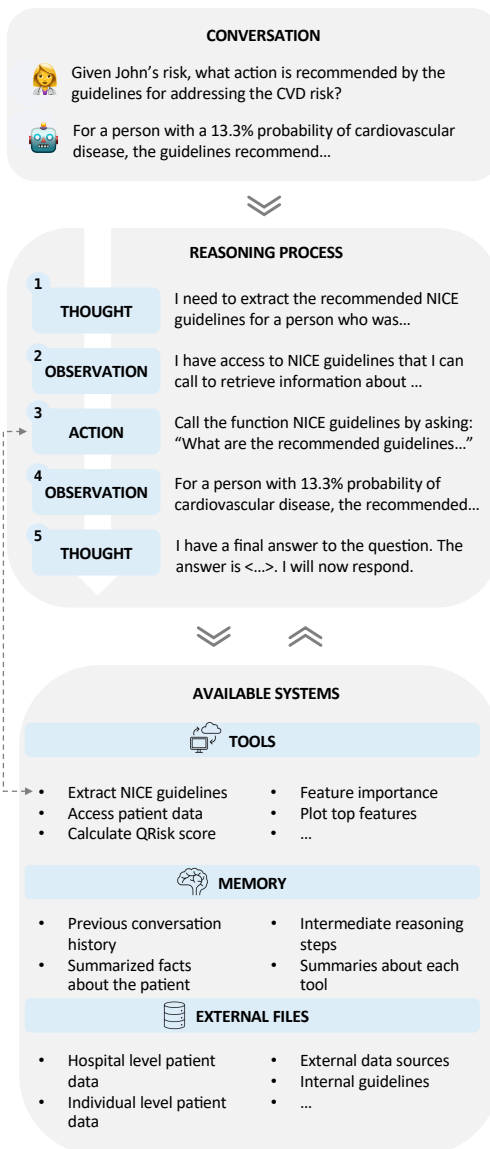
CVD Risk Prediction. We first show how LLMs can incorporate existing tools and information for CVD risk prediction (Fig. 2). We provide

the LLM access to QRisk3 [34], a risk prediction tool that assesses the likelihood of developing CVD within 10 years. QRISK3 is currently the recommended risk score for CVD in the United Kingdom and is widely used to guide decisions about who might benefit from interventions [35]. Additionally, we provide the LLM with access to the academic paper describing QRisk3 [34] and the National Institute for Health and Care Excellence (NICE) clinical guidelines for CVD [35]. An example interaction between a physician and the LLM-based system is shown in Fig. 2a. An illustration of the reasoning process by which the LLM uses external tools is provided in Fig. 2b.

The LLM uses QRisk3 to calculate the patient’s 10-year risk of developing CVD. The LLM then summarizes the QRisk3 paper to explain the inclusion of certain features before providing the recommended action for this patient from the NICE clinical guidelines. Finally, the LLM uses QRisk3 to recalculate the patient’s counterfactual risk assuming they were younger. While the clinician could have used the underlying resources to obtain this information, the LLM interface made the interaction simpler and more efficient, which has been identified as a key limitation of digital tools [5, 8]. In the following example, we will explore a more dynamic output extending beyond model use and information retrieval to new functionality.



(a)



(b)

Fig. 2: (a) Example interaction with an LLM-based interface for CVD. The LLM uses QRisk3 to calculate the patient's 10-year risk of developing CVD, explains why certain features are included in the risk score using the QRisk3 paper [34], and finally provides the recommended action for this patient from the NICE clinical guidelines [35]. (b) Illustration of the process by which the LLM uses external tools.

Diabetes Risk Prediction. We now demonstrate an application for diabetes risk prediction using a machine learning model (Fig. 3). We train a prognostic model using AutoPrognosis [36] on a cohort from UK Biobank [37] to predict 10-year risk of developing diabetes.

Building model trust is a crucial step for prognostic models, in particular for models that are not inherently interpretable [13, 14]. A recent study found that medical decision-makers had a strong preference for interactive explanations and, in particular, for these interactions to take the form of natural language dialogues [30]. To enable this,



Fig. 3: Example interaction with an LLM for diabetes. After calculating the patient's risk using the AutoPrognosis model, the clinician can query why this prediction was issued using explainable AI and understand the underlying methodology.

we enabled the LLM to use explainable AI (XAI) methods [38] on the underlying model, allowing users to investigate the rationale for predictions, both in general and for the specific patient. An example interaction is shown in Fig. 3.

After calculating the patient's risk using the AutoPrognosis model, the clinician can query why this prediction was issued using XAI, facilitating a deeper understanding of the model. Due to their general pretraining, LLMs have knowledge of many topics; this can provide valuable additional information during interactions. In the example,

the clinician is not familiar with the underlying XAI methodology, SHAP [39], but the LLM is able to explain how it works. This demonstrates the utility of LLMs beyond simply using existing tools and illustrates the benefit of their underlying knowledge.

Discussion

Large Language Models hold substantial promise for the medical domain, particularly in augmenting digital workflows and improving efficiency in healthcare delivery. The ability to integrate external tools and functionality with LLMs paves the way for innovative applications and can overcome limitations of LLMs, such as the potential to hallucinate.

We have demonstrated how LLMs can provide a unique interface between healthcare professionals and clinical predictive models, such as risk scores. Our approach is scalable and requires no additional training, although approaches that improve with use could be yet more powerful. Additionally, we aim to mitigate the problem of LLM hallucination and ensure that actionable advice is anchored in approved clinical resources.

As AI in medicine continues to advance, further research into LLMs and their potential applications is not only beneficial but vital. LLMs could help to alleviate the data burden that is contributing to clinician burnout, as well as streamline patient management processes. While we believe this paper represents an important first step, we are only scratching the surface of the potential of LLMs in healthcare. Ultimately, this line of work may significantly change the digital health landscape, enhancing the capabilities of clinicians and the quality of patient care.

Methods

LLMs

We used GPT-4 [32] as a pretrained LLM, with access through the OpenAI API. To enable the model to use external tools, we use the ReAct framework [40] implemented using LangChain [41]. Toolformer taught LLMs to use basic tools, such as calculators, calendars, and search engines, via self-supervised fine-tuning [28]. We used in-context learning [33] to remove the need for

further training of the LLM, which might be challenging in the medical domain without suitable examples. This also enabled us to use multiple tools. We built user interfaces using StreamLit [42].

Prognostic modeling

We used QRisk3 [34] to assess the likelihood of developing CVD within 10 years. For the diabetes risk score, we trained a predictive model using AutoPrognosis 2.0 [36] on a cohort of individuals from UK Biobank [37] with no known history of diabetes at baseline. The primary outcome was diagnosis of diabetes within a 10-year horizon. We selected 20 features based on their predictive value [36], namely HbA1c, blood glucose, sex, age, waist size, hip size, weight, BMI, waist-height ratio, waist-hip ratio, gamma-glutamyl transferase, cystatin-c, C-reactive protein, atrial fibrillation, HDL, alanine transaminase, triglycerides, uric acid, sex hormone-binding globulin, use of anti-hypertensives. To interpret model predictions, we used SHAP [39].

Data availability

This research has been conducted using the UK Biobank resource. Data from UK Biobank is accessible through a request process (<https://www.ukbiobank.ac.uk/enable-your-research/register>). The authors had no special access or privileges when accessing the data.

Acknowledgments. The authors received no specific funding for this work.

Competing interests. The authors declare no competing interests.

References

- [1] Sutton, R. T. *et al.* An overview of clinical decision support systems: benefits, risks, and strategies for success. *npj Digit. Med.* **3** (1), 17 (2020) .
- [2] Dunn, J., Runge, R. & Snyder, M. Wearables and the medical revolution. *Per. Med.* **15** (5), 429–448 (2018) .
- [3] Moons, K. G., Royston, P., Vergouwe, Y., Grobbee, D. E. & Altman, D. G. Prognosis and

prognostic research: what, why, and how? *BMJ* **338**, b375 (2009) .

- [4] Eichler, K., Zoller, M., Tschudi, P. & Steurer, J. Barriers to apply cardiovascular prediction rules in primary care: A postal survey. *BMC Fam. Pract.* **8**, 1–7 (2007) .
- [5] Mathews, S. C. *et al.* Digital health: A path to validation. *npj Digit. Med.* **2** (1), 38 (2019). <https://doi.org/10.1038/s41746-019-0111-3> .
- [6] Müller-Riemenschneider, F. *et al.* Barriers to Routine Risk-Score Use for Healthy Primary Care Patients: Survey and Qualitative Study. *Arch. Intern. Med.* **170** (8), 719–724 (2010). <https://doi.org/10.1001/archinternmed.2010.66> .
- [7] Abernethy, A. *et al.* The promise of digital health: Then, now, and the future. *NAM perspect.* (2022) .
- [8] Ratwani, R. M., Reider, J. & Singh, H. A Decade of Health Information Technology Usability Challenges and the Path Forward. *JAMA* **321** (8), 743–744 (2019). <https://doi.org/10.1001/jama.2019.0161> .
- [9] Howe, J. L., Adams, K. T., Hettinger, A. Z. & Ratwani, R. M. Electronic Health Record Usability Issues and Potential Contribution to Patient Harm. *JAMA* **319** (12), 1276–1278 (2018). <https://doi.org/10.1001/jama.2018.1171> .
- [10] Shanafelt, T. D. *et al.* Relationship between clerical burden and characteristics of the electronic environment with physician burnout and professional satisfaction. *Mayo Clin. Proc.* **91** (7), 836–848 (2016). <https://doi.org/10.1016/j.mayocp.2016.05.007> .
- [11] Gardner, R. L. *et al.* Physician stress and burnout: The impact of health information technology. *J. Am. Med. Inform. Assoc.* **26** (2), 106–114 (2019) .
- [12] Bajwa, J., Munir, U., Nori, A. & Williams, B. Artificial intelligence in healthcare: Transforming the practice of medicine. *Future Health. J.* **8** (2), e188–e194 (2021). <https://doi.org/10.7861/fhj.2021-0095> .
- [13] Rajpurkar, P., Chen, O., Emmaand Banerjee & Topol, E. J. AI in health and medicine. *Nat. Med.* **28** (1), 31–38 (2022). <https://doi.org/10.1038/s41591-021-01614-0> .

- [14] Asan, O., Bayrak, A. E. & Choudhury, A. Artificial intelligence and human trust in healthcare: focus on clinicians. *J. Med. Internet Res.* **22** (6), e15154 (2020) .
- [15] Goldfarb, A. & Teodoridis, F. Why is AI adoption in health care lagging? (2022). URL <https://www.brookings.edu/articles/why-is-ai-adoption-in-health-care-lagging/>.
- [16] Davenport, T. & Kalakota, R. The potential for artificial intelligence in healthcare. *Future Health. J.* **6** (2), 94–98 (2019). <https://doi.org/10.7861/futurehosp.6-2-94> .
- [17] Moor, M. *et al.* Foundation models for generalist medical artificial intelligence. *Nature* **616** (7956), 259–265 (2023). <https://doi.org/10.1038/s41586-023-05881-4> .
- [18] Luo, R. *et al.* BioGPT: Generative pre-trained transformer for biomedical text generation and mining. *Brief. Bioinformatics* **23** (6), bbac409 (2022). <https://doi.org/10.1093/bib/bbac409> .
- [19] Taylor, R. *et al.* Galactica: A large language model for science. *arXiv preprint arXiv:2211.09085* (2022) .
- [20] Yang, X. *et al.* A large language model for electronic health records. *npj Digit. Med.* **5** (1), 194 (2022). <https://doi.org/10.1038/s41746-022-00742-2> .
- [21] Singhal, K. *et al.* Large language models encode clinical knowledge. *Nature* (2023). <https://doi.org/10.1038/s41586-023-06291-2> .
- [22] Jiang, L. Y. *et al.* Health system-scale language models are all-purpose prediction engines. *Nature* (2023). <https://doi.org/10.1038/s41586-023-06160-y> .
- [23] Hegselmann, S. *et al.* TabLLM: Few-shot classification of tabular data with large language models. *In: Proceedings of The 26th International Conference on Artificial Intelligence and Statistics* **206**, 5549–5581 (2023) .
- [24] Lecler, A., Duron, L. & Soyer, P. Revolutionizing radiology with GPT-based models: Current applications, future possibilities and limitations of ChatGPT. *Diagn. Interv. Imaging* **104** (6), 269–274 (2023). <https://doi.org/10.1016/j.diii.2023.02.003> .
- [25] Maynez, J., Narayan, S., Bohnet, B. & McDonald, R. On faithfulness and factuality in abstractive summarization. *In: Proceedings of the 58th Annual Meeting of the Association for Computational Linguistics 1906–1919* (2020). <https://doi.org/10.18653/v1/2020.acl-main.173> .
- [26] Ji, Z. *et al.* Survey of hallucination in natural language generation. *ACM Comput. Surv.* **55** (12) (2023). <https://doi.org/10.1145/3571730> .
- [27] Patel, A., Bhattamishra, S. & Goyal, N. Are NLP models really able to solve simple math word problems? *In: Proceedings of the 2021 Conference of the North American Chapter of the Association for Computational Linguistics: Human Language Technologies 2080–2094* (2021). <https://doi.org/10.18653/v1/2021.naacl-main.168> .
- [28] Schick, T. *et al.* Toolformer: Language models can teach themselves to use tools. *arXiv preprint arXiv:2302.04761* (2023) .
- [29] Komeili, M., Shuster, K. & Weston, J. Internet-augmented dialogue generation. *In: Proceedings of the 60th Annual Meeting of the Association for Computational Linguistics* **1**, 8460–8478 (2022) .
- [30] Lakkaraju, H., Slack, D., Chen, Y., Tan, C. & Singh, S. Rethinking explainability as a dialogue: A practitioner’s perspective. *arXiv preprint arXiv:2202.01875* (2022) .
- [31] Skjuve, M., Følstad, A. & Brandtzaeg, P. B. The user experience of chatgpt: Findings from a questionnaire study of early users. *In: Proceedings of the 5th International Conference on Conversational User Interfaces* (2023). <https://doi.org/10.1145/3571884.3597144> .
- [32] OpenAI. Gpt-4 technical report. *arXiv preprint arXiv:2303.08774* (2023) .
- [33] Dong, Q. *et al.* A survey on in-context learning. *arXiv preprint arXiv:2301.00234* (2023) .
- [34] Hippisley-Cox, J., Coupland, C. & Brindle, P. Development and validation of QRISK3 risk prediction algorithms to estimate future risk of cardiovascular disease: Prospective cohort study. *BMJ* **357** (2017). <https://doi.org/10.1136/bmj.j2099> .
- [35] National Institute for Health and Care Excellence. *Cardiovascular disease: risk assessment and reduction, including lipid modification*

(2014). URL <https://www.nice.org.uk/guidance/cg181>. Last updated: 24 May 2023.

- [36] Imrie, F., Cebere, B., McKinney, E. F. & van der Schaar, M. AutoPrognosis 2.0: Democratizing diagnostic and prognostic modeling in healthcare with automated machine learning. *PLOS Digit. Health* **2** (6), 1–21 (2023). <https://doi.org/10.1371/journal.pdig.0000276> .
- [37] Sudlow, C. *et al.* UK Biobank: An open access resource for identifying the causes of a wide range of complex diseases of middle and old age. *PLOS Med.* **12** (3), 1–10 (2015). <https://doi.org/10.1371/journal.pmed.1001779> .
- [38] Imrie, F., Davis, R. & van der Schaar, M. Multiple stakeholders drive diverse interpretability requirements for machine learning in healthcare. *Nat. Mach. Intell.* **5** (8), 824–829 (2023). <https://doi.org/10.1038/s42256-023-00698-2> .
- [39] Lundberg, S. M. & Lee, S.-I. A unified approach to interpreting model predictions. *Adv. Neural Inf. Process. Syst.* **30**, 4765–4774 (2017) .
- [40] Yao, S. *et al.* ReAct: Synergizing reasoning and acting in language models. *In: The Eleventh International Conference on Learning Representations* (2023) .
- [41] Chase, H. Langchain. <https://github.com/hwchase17/langchain> (2022). Last accessed: 2023-06-23.
- [42] Streamlit. <https://streamlit.io/>.