
Federated Fine-Tuning of LLMs on the Very Edge: The Good, the Bad, the Ugly

Herbert Woisetschläger
Technical University of Munich
herbert.woisetschlaeger@tum.de

Alexander Isenko
Technical University of Munich
alex.isenko@tum.de

Shiqiang Wang
IBM Research
wangshiq@us.ibm.com

Ruben Mayer
University of Bayreuth
ruben.mayer@uni-bayreuth.de

Hans-Arno Jacobsen
University of Toronto
jacobsen@eecg.toronto.edu

Abstract

Large Language Models (LLM) and foundation models are popular as they offer new opportunities for individuals and businesses to improve natural language processing, interact with data, and retrieve information faster. However, training or fine-tuning LLMs requires a vast amount of data, which can be challenging to access due to legal or technical restrictions and may require private computing resources. Federated Learning (FL) is a solution designed to overcome these challenges and expand data access for deep learning applications.

This paper takes a hardware-centric approach to explore how LLMs can be brought to modern edge computing systems. Our study fine-tunes the FLAN-T5 model family, ranging from 80M to 3B parameters, using FL for a text summarization task. We provide a micro-level hardware benchmark, compare the model FLOP utilization to a state-of-the-art data center GPU, and study the network utilization in realistic conditions. Our contribution is twofold: First, we evaluate the current capabilities of edge computing systems and their potential for LLM FL workloads. Second, by comparing these systems with a data-center GPU, we demonstrate the potential for improvement and the next steps toward achieving greater computational efficiency at the edge.

1 Introduction

Foundation models are omnipresent in academia and practice and fuel new innovations [1]. These models have grown significantly w.r.t. to parameter size, as more parameters generally improve the performance to a certain degree [2]. In line with the growing computational need for these models, deep learning (DL) hardware accelerators have become increasingly more capable. Recent developments indicate a generational leap in computational power for data center applications, with the NVIDIA H100 NVL delivering 7.8 TB/s memory bandwidth compared to the previous state-of-the-art A100 80GB GPU that only has 2 TB/s (Figure 1). Due to memory-bandwidth bottlenecked operations taking up to 40% of the training time [3], this improvement may lead to much faster training times for both small and large models. At the same time, computational capabilities on embedded devices for mobile edge computing are significantly growing, with the NVIDIA Jetson AGX Orin 64GB being the first-of-a-kind DL-accelerated embedded device that provides capabilities for training foundation models [4]. This has never been possible before and enables us to build FL workloads with large transformer models, benefit from scattered data, and bring generative AI closer to users. At the same time, computational capabilities on embedded devices for mobile edge computing are significantly growing, with the NVIDIA Jetson AGX Orin 64GB being the first-of-a-

kind DL accelerated embedded device that provides capabilities for training foundation models [4]. This has never been possible before and enables us to build FL workloads with large transformer models, benefit from scattered data, and bring generative AI closer to users.

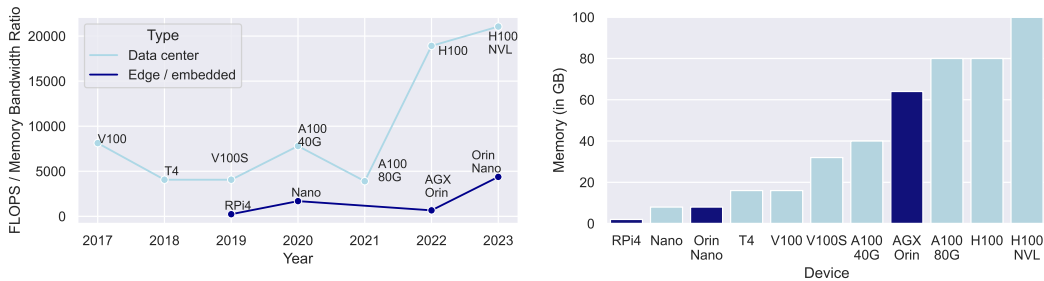


Figure 1: Development of computational power and resource availability of DL accelerators 2017 - 2023 for data centers and embedded systems.

As this type of device is oftentimes scattered across geographies and entities, federated DL (FL) imposes itself as a major technique for fine-tuning foundation models in a distributed and private fashion. To our knowledge, the largest models discussed in FL to this point entail FedBert and GPT2 [5, 6]. Both models were trained with FL methods on multi-GPU data center nodes. However, if we want to gain access to a broader data basis, we need to foster FL on the edge and bring foundation models to embedded devices. However, there are several challenges that we have to overcome:

- (1) **Limited memory bandwidth on embedded devices.** We currently see a generation leap in data center DL accelerators regarding memory bandwidth, which has increased significantly (up to 7.8 TB/s). Even though the memory size on embedded devices has increased, the memory bandwidth remains comparatively low (up to 0.2 TB/s). This affects key memory-bandwidth bottlenecked operations for the training process, which could lead to severe training time penalties.
- (2) **Foundation models have a large number of parameters.** Foundation models can have several billions of parameters, which, even in data-center environments, requires efficient communication and optimal memory utilization so that distributed training creates a speedup. Techniques like gradient checkpointing [7], quantization [8], and delayed parameter updates [9] are common to improve hardware utilization and training throughput. These have not been sufficiently evaluated on edge environments, which work with different communication and hardware trade-offs.
- (3) **Communication on the edge is significantly more expensive than in data centers.** While network bandwidth in data centers is available at 100 Gbit [10], mobile or remote communication over wide area networks is still a difficult challenge to achieve, especially when handling multi-billion parameter DL models. Techniques like ZeRo-offloading [9] and FSDP [11] utilize a high-bandwidth interconnect for all-reduce communication between nodes to not materialize the full model, optimizer, and gradient state due to limited memory sizes. This is typically not a viable option on the edge due to a much more limited interconnect, as they rely on high communication to optimize computational load.
- (4) **Power is a key control variable in edge deployments.** Contrary to data center deployments, workloads on the edge are subject to energy limitations and often require adjustments to frequently changing operating environments. This has direct implications for the training speed of FL clients and creates strict constraints on what is feasible to run on the edge.

Based on the open challenges to create efficient edge computing systems that are capable of training foundation models and LLMs, we formulate our research questions: How is fine-tuning LLMs on the edge different from data center environments? What are the control levers to optimize LLM fine-tuning on the edge?

By exploring this research question, we make two contributions and discover two main findings:

- **Contribution 1: In-depth comparison of state-of-the-art DL accelerators for FL workloads.** Nowadays, most papers in the FL space use data center hardware for their experiments, while large amounts of data are scattered on the edge and must not be neglected as a field of application. We, therefore, conduct an in-depth micro-benchmark of various transformer models on the latest data center and embedded DL accelerators.
- **Contribution 2: Thorough study of optimization levers for FL workloads at the edge on embedded hardware.** Our hardware-centric study outlines the effects of energy efficiency and the model FLOP utilization on overall training speeds. Further, we outline the suitability of granularity (see Section 3) to estimate the practicality of FL workloads over varying network conditions.
- **Finding 1: Power draw is a lever for DL performance estimation the edge.** As we draw out the direct correlation of the model FLOP utilization, known for its broad applicability in the HPC domain, and energy efficiency, a crucial driver in the edge computing field, we identify an optimization lever for FL client selection and model aggregation strategies that enables applications, which focus on optimal computational resource utilization.
- **Finding 2: Training foundation models on the edge is all about memory bandwidth and network utilization.** With our study, we identify the two major limiting factors required for efficiently training FMs on embedded hardware: memory bandwidth and network communication. We further point out strategies that can reduce memory bandwidth utilization and network communication.

This paper is structured as follows. Section 2 will outline relevant background. In Section 3, we present our methodology, and in Section 4, we present our benchmark design, including datasets, DL models, and FL strategies. Section 5 contains experimental evaluations of our benchmark. In Section 6, we conclude our work.

2 Background

Performance objectives in data center environments. One of the most important issues when training in a data center is to maximize throughput by trying to use the hardware to its limit without being blocked by communication. Communication concerns both local communication, i.e., memory movement, and communication between GPUs and nodes, typically with a high bandwidth interconnect such as NVLink (7.8 TB/s) and Ethernet (100 Gbit) [10].

Measuring the effectiveness of each GPU in training is possible via Model FLOP Utilization (MFU) [12], which is the ratio of throughput achieved compared to the theoretical throughput of a model and a set of hardware. Common values for the MFU are between 5 – 20% (Figure 2b) because DL models are not defined as a single matrix multiplication that can be perfectly parallelized between tensor cores but as many operations with memory bandwidth bottlenecks such as softmax, residual additions, and activations [3]. These operations result in below-average FLOP usage, and each model architecture has its own set of operations that slow down throughput. However, the MFU can be used as a benchmark for how well a model is suited to work on a particular piece of hardware, as it fits the trade-offs between memory bandwidth, memory capacity, and FLOP. This way, we can compare the MFU for the same model on different hardware and contrast their results.

Performance objectives on the Edge. In edge computing systems that involve embedded devices, performance considerations differ from those in data center environments as use cases typically vary [13]. Yet, to run FL workloads on embedded devices on the edge, we need to unite performance characteristics from data centers and edge computing.

Running FL workloads on the edge is all about minimizing the time we use a client’s hardware and subsequently maximizing the throughput. Yet, the hardware is often located in remote areas with limited access to power or even a mobile device with very restrictive battery management [14]. Also, in remote and mobile environments, network bandwidth utilization and total network traffic are critical. Both have a significant impact on communication latency, i.e., how fast we can move model weights between clients and a server. For foundation models and LLMs, both can become a hurdle, as this kind of model tends to grow beyond several hundreds of millions of parameters in

size or, in other words, beyond 1 GB in parameters to transfer over the network. Putting that into perspective with the average available wireless network bandwidth of 50 Mbit on mobile devices [15] yields communication times substantially longer than the actual computation time on clients [16].

3 Methodology

Our hardware-centric study entails a combination of metrics from the data center / HPC and edge computing domains. Generally, when transferring LLM fine-tuning to the edge, we also transfer the challenges we currently have in data center environments into systems that suffer from more significant resource limitations. While energy efficiency is a specific challenge to edge computing systems, network bandwidth and computational efficiency are frequently discussed topics for DL applications in data centers.

Energy efficiency. In edge computing systems, energy efficiency is a core system design variable. Also, on the edge, we often employ embedded devices that are based on system-on-a-chip design. This allows us to capture the total energy consumption of a client and each component on the chip (e.g., CPU, GPU). This is an easy-to-capture system metric that can help identify computational limits and find trade-offs for the highest energy efficiency. We define energy efficiency as the tokens per second (TPS) throughput over the average power draw (W) for a workload: $\eta_e = \frac{\text{TPS}}{W}$.

In data center settings, we can only capture the GPU power consumption as the system is often virtualized and does not have direct access to the actual hardware [17].

Computational efficiency. Maximization of resource utilization is the superior objective for DL and FL applications in data center environments, as this is usually equivalent to a cost-optimal solution [18]. In the HPC domain, MFU is used to calculate the hardware resource utilization based on the number of theoretical hardware FLOP/s. By varying the minibatch size, the MFU can also be used to identify computational bottlenecks, i.e., whether we are computationally bound or memory bandwidth limited. In our experiments, the theoretical capacity of the NVIDIA A100 is 312 TFLOP, while the Jetson AGX Orin 64 GB provides 42.5 TFLOP or 13% of the A100.

Communication efficiency. Communication is equally important for federated LLM fine-tuning as computational efficiency. Typically, full models or partial model weights are being communicated between client and server [19]. Yet, communication on data center settings is built on top of high-performance networking infrastructure that enables bandwidths of 100 Gbit, and more [10]. On the edge, we often find significantly slower network links with 1 Gbit and below. For instance, the global average for communication over 4G LTE wireless is 40 Mbit download and 15 Mbit upload [15].

As can be seen, communication over LTE is much more expensive than in a data center via fiber. So, we need a reliable metric to quantify communication efficiency that, at the same time, tells us whether it is useful to further scale a FL workload over more clients or not. Borrowing from the HPC domain, Granularity (G) measures the ratio between the time it takes to compute a DL task (T_{comp}) and to communicate the model gradients or weights (T_{comm}) [20]. It is defined as: $G = \frac{T_{\text{comp}}}{T_{\text{comm}}}$.

In our FL scenario, the computation time is the maximum fine-tuning time on a client in each round, and the communication time is the time spent sending the model state, waiting, and receiving it from the server. In general, $G \gg 1$ indicates a model trained on a given hardware and with network conditions is suitable for distributed training as the throughput is improved by $> 33\%$ adding more clients. Values of $G \ll 1$ indicate we spend too much time on communication rather than on computation, i.e., we do not achieve net speedup of the whole system by adding another client.

4 Experimental Setup

Our hardware-centric study for FL on the edge focuses on evaluating state-of-the-art DL workloads on embedded devices. As such, we focus on current transformer models for NLP problems (LLMs).

Evaluation hardware. In our hardware-centered study, we focus on the state of the art of deep learning accelerators for data centers and embedded computing. We employ a cloud VM with a single NVIDIA A100 80 GB (SXM4) as a data center node (A100) to perform our local baseline experiments. Further, we use a dedicated cluster consisting of ten NVIDIA Jetson AGX Orin 64 GB nodes (Orin) as the state-of-the-art embedded computing platform. The Orins are connected with a

10 Gbit synchronous network link and are monitored with 5 Hz for their power metrics. For our FL experiments, we use a GPU-accelerated VM that is co-located with the Orins to handle the model aggregation and testing of the global model.

DL models. For our experiments, we adopt the FLAN-T5 transformer model family [4] for conditional text generation. Specifically, we evaluate the computational training performance of the FLAN-T5-Small model with 80M parameters or 308 MB in size, the FLAN-T5-Base model with 250M parameters (990 MB), the FLAN-T5-Large model with 783M parameters (3.1 GB), and the FLAN-T5-XL model with 3B parameters (11.4 GB). For all models, we use the pre-trained FLAN-T5-Base tokenizer.

Dataset. All the FLAN-T5 models are fine-tuned on the Samsun dataset with the objective of summarizing texts with a maximum token length of 512 elements [21]. The maximum model output length is 95 tokens, which can be translated into the summaries of the respective inputs. For our FL experiments, we choose a latent Dirichlet allocation as it is frequently used in related work [22, 23, 24]. We use $\alpha = 1$ to randomly split the input data into ten subsets that we distribute on the Orin compute cluster.

5 Results

To evaluate the feasibility of fine-tuning large transformer models on embedded devices and in potentially remote locations, we conduct extensive experiments. Specifically, we evaluate the hardware DL fine-tuning efficiency and the network utilization.

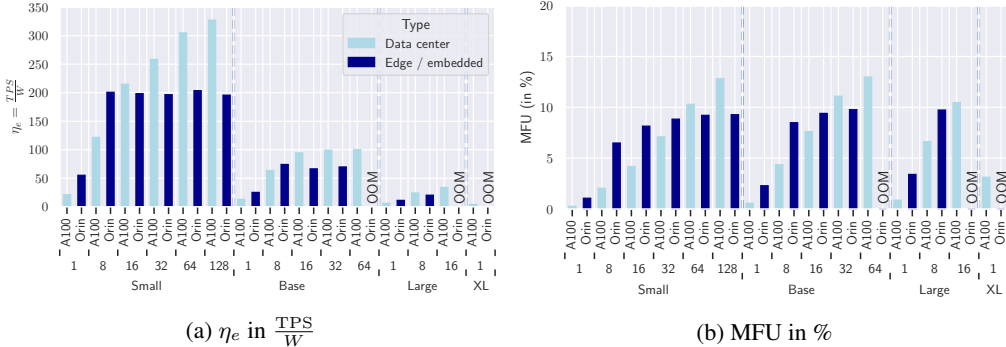


Figure 2: We study the energy efficiency (η_e) and the model FLOP utilization (MFU) of the FLAN-T5 transformer model family and find a strong correlation between the MFU and η_e , which is useful to evaluate root causes for poor training speeds. Additional metrics are available in Appendix Section B.

The Orin platform is severely bottlenecked by memory bandwidth compared to the A100. We study η_e and MFU of the NVIDIA A100 and Jetson AGX Orin across the FLAN-T5 transformer family. For the FLAN-T5- Small model, as we scale the batch size, we notice an increasing η_e until a minibatch size of 8 (Figure 2a). Afterwards, η_e remains constant, i.e., scaling the minibatch size further does not yield any performance benefits. The A100, for the same set of experiments, consistently scales with increasing minibatch size. The evaluation of the MFU on the same set of experiments as for η_e unveils an identical trend (Figure 2b).

A stagnating MFU as minibatch sizes increase means that increased parallel computation potential does not result in additional used FLOP. This can only happen if we encounter a memory bandwidth bottleneck. We see from Figure 3 that the Orin `opt.step()` function updating model weights and biases is taking up a significant amount of time in comparison to A100, which suggests that its performance is highly dependent on memory bandwidth. This should be prioritized for targeted optimization and profiled in more detail to find out which kernels are responsible for the slow performance.

Effective foundation model training on the edge requires sufficient communication bandwidth or significant compression. While communication plays a subordinate role in environments with high bandwidth availability (100 Gbit+), even for multi-million parameter models, it is accountable by a significant margin for the total time of an FL round (Table 1) in a mobile environment. This is

Table 1: Network performance vs. computational capabilities across different transport technologies measured by G . The computation times are normalized to 100K tokens on each FLAN-T5 model and hardware type. LTE speeds are 40 Mbit down and 15 Mbit upload. 10 G is synonymous with a 10 Gbit synchronous network link.

		Communication time per FL round				Computation per FL round (norm. to 100K tokens)		G			
Model	Size	LTE			10 G Total			LTE		10 G	
		Up	Down	Total				A100	Orin	A100	Orin
Small	308 MB	157s	61s	218s	0.2s	1s	14s	0.005	0.064	5.00	70.00
Base	990 MB	504s	197s	701s	0.8s	4s	39s	0.006	0.056	5.00	48.75
Large	3,100 MB	620s	1,653s	2,273s	2.5s	15s	118s	0.007	0.052	6.00	47.20

especially evident when looking at the granularity. While $G \gg 1$ for the data center and embedded devices platforms with a 10 Gbit link, $G \approx 0$ for all FLAN-T5 transformers in FL systems with LTE connectivity. $G \approx 0$ is a strong indication of the inefficiency of distributed training of DL models on a given hardware type and under given network conditions. As such, when bringing transformer models to the edge onto embedded devices in wide-area networks, communication optimization is a critical variable.

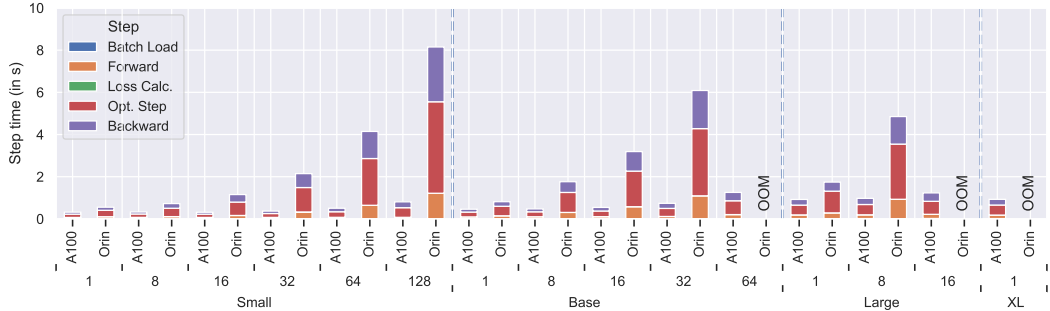


Figure 3: DL training step times across FLAN-T5 transformer models with varying minibatch sizes on the Samsun dataset running on the NVIDIA A100 and Jetson AGX Orin platform. Detailed metrics are available in Appendix Section B.

Increasing the minibatch size on embedded devices does not scale well. From our preceding insights, we know that we run into a memory bottleneck when fine-tuning FLAN-T5 on the edge. To further explore the source, we find linearly growing `opt.step()` times for all models as we scale the minibatch size on the Orins, while the step times on the A100 platform scale logarithmically with increasing batch size (Figure 3). From that, we derive the open research question: *The root causes for the slowdown and what can be done to optimize it are interesting directions for future work.*

6 Conclusion

In our work, we have studied hardware performance optimization for fine-tuning LLMs and foundation models on the very edge with state-of-the-art embedded devices. We have shown the computational bottlenecks on embedded FL clients with an in-depth micro-benchmark and identified a strong correlation between η_e , a key system design variable in edge computing systems, and the MFU, a core performance indicator in the HPC domain. Furthermore, we have quantified the trade-off between communication and computation in FL systems with granularity, which shows the stark need to improve communication efficiency in FL systems to render FM training practical. With our work, we hope to raise awareness of the substantial challenges that need to be overcome to enable FM training on a broad basis for systems suffering from limited computational and network resources.

Acknowledgments and Disclosure of Funding

This work is partially funded by the Bavarian Ministry of Economic Affairs, Regional Development and Energy (Grant: DIK0446/01) and the German Research Foundation (Grant: 392214008).

References

- [1] Rishi Bommasani, Drew A Hudson, Ehsan Adeli, Russ Altman, Simran Arora, Sydney von Arx, Michael S Bernstein, Jeannette Bohg, Antoine Bosselut, Emma Brunskill, et al. On the opportunities and risks of foundation models. *arXiv preprint arXiv:2108.07258*, 2021.
- [2] Jordan Hoffmann, Sebastian Borgeaud, Arthur Mensch, Elena Buchatskaya, Trevor Cai, Eliza Rutherford, Diego de Las Casas, Lisa Anne Hendricks, Johannes Welbl, Aidan Clark, et al. Training compute-optimal large language models. *arXiv preprint arXiv:2203.15556*, 2022.
- [3] Andrei Ivanov, Nikoli Dryden, Tal Ben-Nun, Shigang Li, and Torsten Hoefler. Data movement is all you need: A case study on optimizing transformers. *Proceedings of Machine Learning and Systems*, 3:711–732, 2021.
- [4] Hyung Won Chung, Le Hou, Shayne Longpre, Barret Zoph, Yi Tay, William Fedus, Yunxuan Li, Xuezhi Wang, Mostafa Dehghani, Siddhartha Brahma, Albert Webson, Shixiang Shane Gu, Zhuyun Dai, Mirac Suzgun, Xinyun Chen, Aakanksha Chowdhery, Alex Castro-Ros, Marie Pellat, Kevin Robinson, Dasha Valter, Sharan Narang, Gaurav Mishra, Adams Yu, Vincent Zhao, Yanping Huang, Andrew Dai, Hongkun Yu, Slav Petrov, Ed H. Chi, Jeff Dean, Jacob Devlin, Adam Roberts, Denny Zhou, Quoc V. Le, and Jason Wei. Scaling instruction-finetuned language models. 2022.
- [5] Yuanyishu Tian, Yao Wan, Lingjuan Lyu, Dezhong Yao, Hai Jin, and Lichao Sun. FedBERT: When federated learning meets pre-training. *ACM Transactions on Intelligent Systems and Technology*, 13(4):1–26, August 2022.
- [6] Jianyi Zhang, Saeed Vahidian, Martin Kuo, Chunyuan Li, Ruiyi Zhang, Guoyin Wang, and Yiran Chen. Towards building the federated gpt: Federated instruction tuning. *arXiv preprint arXiv:2305.05644*, 2023.
- [7] Tianqi Chen, Bing Xu, Chiyuan Zhang, and Carlos Guestrin. Training deep nets with sublinear memory cost. *arXiv preprint arXiv:1604.06174*, 2016.
- [8] Tim Dettmers, Mike Lewis, Younes Belkada, and Luke Zettlemoyer. Llm.int8(): 8-bit matrix multiplication for transformers at scale. *arXiv preprint arXiv:2208.07339*, 2022.
- [9] Jie Ren, Samyam Rajbhandari, Reza Yazdani Aminabadi, Olatunji Ruwase, Shuangyan Yang, Minjia Zhang, Dong Li, and Yuxiong He. Zero-offload: Democratizing billion-scale model training. In *2021 USENIX Annual Technical Conference (USENIX ATC 21)*, pages 551–564, 2021.
- [10] Amazon AWS p3 instance types. <https://aws.amazon.com/ec2/instance-types/p3/>. Accessed: 2023-09-27.
- [11] Yanli Zhao, Andrew Gu, Rohan Varma, Liang Luo, Chien-Chin Huang, Min Xu, Less Wright, Hamid Shojanazeri, Myle Ott, Sam Shleifer, et al. Pytorch fsdp: experiences on scaling fully sharded data parallel. *arXiv preprint arXiv:2304.11277*, 2023.
- [12] Aakanksha Chowdhery, Sharan Narang, Jacob Devlin, Maarten Bosma, Gaurav Mishra, Adam Roberts, Paul Barham, Hyung Won Chung, Charles Sutton, Sebastian Gehrmann, et al. Palm: Scaling language modeling with pathways. *arXiv preprint arXiv:2204.02311*, 2022.
- [13] Blesson Varghese, Nan Wang, David Bermbach, Cheol-Ho Hong, Eyal de Lara, Weisong Shi, and Christopher Stewart. A survey on edge performance benchmarking. 2020.
- [14] Samuel S. Ogden and Tian Guo. MODI: Mobile deep inference made efficient by edge computing. In *USENIX Workshop on Hot Topics in Edge Computing (HotEdge 18)*, Boston, MA, July 2018. USENIX Association.
- [15] Martino Trevisan, Ali Safari Khatouni, and Danilo Giordano. Errant: Realistic emulation of radio access networks. 2021.
- [16] Daniel J. Beutel, Taner Topal, Akhil Mathur, Xinchu Qiu, Javier Fernandez-Marques, Yan Gao, Lorenzo Sani, Kwing Hei Li, Titouan Parcollet, Pedro Porto Buarque de Gusmão, and Nicholas D. Lane. Flower: A friendly federated learning research framework, 2020.
- [17] Guillaume Fieni, Romain Rouvoy, and Lionel Seituriel. SelfWatts: On-the-fly selection of performance events to optimize software-defined power meters. In *2021 IEEE/ACM 21st International Symposium on Cluster, Cloud and Internet Computing (CCGrid)*. IEEE, May 2021.
- [18] Nathan C. Frey, Baolin Li, Joseph McDonald, Dan Zhao, Michael Jones, David Bestor, Devesh Tiwari, Vijay Gadepally, and Siddharth Samsi. Benchmarking resource usage for efficient distributed deep learning, 2022.

- [19] H. Brendan McMahan, Eider Moore, Daniel Ramage, Seth Hampson, and Blaise Agüera y Arcas. Communication-efficient learning of deep networks from decentralized data. 2016.
- [20] Kai Hwang. *Advanced Computer Architecture: Parallelism, Scalability, Programmability*. McGraw-Hill Higher Education, 1st edition, 1992.
- [21] Bogdan Gliwa, Iwona Mochol, Maciej Biesek, and Aleksander Wawer. Samsun corpus: A human-annotated dialogue dataset for abstractive summarization. 2019.
- [22] Fan Lai, Yinwei Dai, Sanjay S. Singapuram, Jiachen Liu, Xiangfeng Zhu, Harsha V. Madhyastha, and Mosharaf Chowdhury. FedScale: Benchmarking model and system performance of federated learning at scale. In *International Conference on Machine Learning (ICML)*, 2022.
- [23] Chaoyang He, Songze Li, Jinhyun So, Mi Zhang, Hongyi Wang, Xiaoyang Wang, Praneeth Vepakomma, Abhishek Singh, Hang Qiu, Li Shen, Peilin Zhao, Yan Kang, Yang Liu, Ramesh Raskar, Qiang Yang, Murali Annavaram, and Salman Avestimehr. Fedml: A research library and benchmark for federated machine learning. *Advances in Neural Information Processing Systems, Best Paper Award at Federate Learning Workshop*, 2020.
- [24] Sebastian Caldas, Sai Meher Karthik Duddu, Peter Wu, Tian Li, Jakub Konečný, H. Brendan McMahan, Virginia Smith, and Ameet Talwalkar. Leaf: A benchmark for federated settings, 2018.

Appendix A Experimental Setup

A.1 FL aggregation strategy & configuration

For our experiments, we use Federated Averaging [19] as it provides a strong baseline for FL workloads. For every FL training round, we randomly sample three clients out of a total of ten clients and train one local epoch on each client with a minibatch size of 32. After each round, we communicate the locally trained models, aggregate them on the server, and test the global model performance. This procedure is repeated for 20 FL training rounds. FL training is implemented with Flower [16]. However, the FL aggregation process is not the focus of our work.

Appendix B Results

This appendix section contains additional results on the energy efficiency measurements and micro-benchmark timings.

B.1 Energy efficiency

Energy efficiency is derived from the average power draw of each device during our experiments. The experiments are fixed to 100 steps per epoch for each experiment. Table 2 contains details on our energy efficiency calculations.

Table 2: Energy efficiency is measured in $\frac{\text{TPS}}{W}$.

FLAN-T5 Model	Minib. Size	Device	Avg. Power Draw (W)	η_e	TPS	
Small	1	A100	75.8	21.16	1603.62	
		AGX Orin	16.7	55.26	923.04	
	8	A100	103.17	121.63	12548.15	
		AGX Orin	28.1	200.75	5641.15	
	16	A100	120.96	215.03	26010.34	
		AGX Orin	35.8	198.32	7099.35	
	32	A100	171.15	258.52	44246.31	
		AGX Orin	38.84	196.53	7633.56	
	64	A100	212.53	304.82	64782.11	
		AGX Orin	38.82	203.57	7903.25	
	128	A100	247.72	327.2	81055.16	
		AGX Orin	41.08	195.73	8040.93	
Base	1	A100	85.63	13.0	1113.37	
		AGX Orin	24.86	25.23	627.45	
	8	A100	135.57	63.77	8645.35	
		AGX Orin	31.3	74.21	2322.81	
	16	A100	159.09	94.55	15041.23	
		AGX Orin	38.59	66.51	2566.63	
	32	A100	223.55	99.28	22194.39	
		AGX Orin	38.54	69.84	2691.45	
	64	A100	260.68	100.08	26088.77	
		AGX Orin	Out of memory			
	Large	1	A100	91.61	6.06	554.97
			AGX Orin	26.1	11.24	293.38
8		A100	173.43	24.24	4204.11	
		AGX Orin	41.46	20.36	844.18	
16		A100	196.9	33.76	6647.37	
		AGX Orin	Out of memory			
XL	1	A100	128.21	4.31	552.0	
		AGX Orin	Out of memory			

B.2 Model FLOP Utilization

MFU helps to identify computational or memory bottlenecks. Table 3 depicts all details required to calculate the MFU.

Table 3: Details on MFU calculation for the NVIDIA A100 and Jetson AGX Orin platforms.

FLAN-T5 Model	Mimb. Size	Device	TPS	Params	# Layers	d_{model}	d_{eff}	$n_{\text{math,ends}}$	Seq. Len.	MFU	
Small	1	A100	1657.0	0.0	8.0	512.0	1024.0	8.0	512.0	0.3	
		Orin AGX	927.0	0.0	8.0	512.0	1024.0	8.0	512.0	1.1	
	8	A100	13051.0	0.0	8.0	512.0	1024.0	8.0	512.0	2.0	
		Orin AGX	5665.0	0.0	8.0	512.0	1024.0	8.0	512.0	6.5	
	16	A100	26741.0	0.0	8.0	512.0	1024.0	8.0	512.0	4.2	
		Orin AGX	7112.0	0.0	8.0	512.0	1024.0	8.0	512.0	8.1	
	32	A100	45428.0	0.0	8.0	512.0	1024.0	8.0	512.0	7.1	
		Orin AGX	7713.0	0.0	8.0	512.0	1024.0	8.0	512.0	8.8	
	64	A100	65944.0	0.0	8.0	512.0	1024.0	8.0	512.0	10.3	
		Orin AGX	8040.0	0.0	8.0	512.0	1024.0	8.0	512.0	9.2	
	128	A100	82045.0	0.0	8.0	512.0	1024.0	8.0	512.0	12.8	
		Orin AGX	8094.0	0.0	8.0	512.0	1024.0	8.0	512.0	9.3	
Base	1	A100	1134.0	0.0	12.0	768.0	2048.0	12.0	512.0	0.6	
		Orin AGX	631.0	0.0	12.0	768.0	2048.0	12.0	512.0	2.3	
	8	A100	8805.0	0.0	12.0	768.0	2048.0	12.0	512.0	4.4	
		Orin AGX	2339.0	0.0	12.0	768.0	2048.0	12.0	512.0	8.5	
	16	A100	15380.0	0.0	12.0	768.0	2048.0	12.0	512.0	7.6	
		Orin AGX	2591.0	0.0	12.0	768.0	2048.0	12.0	512.0	9.4	
	32	A100	22427.0	0.0	12.0	768.0	2048.0	12.0	512.0	11.1	
		Orin AGX	2692.0	0.0	12.0	768.0	2048.0	12.0	512.0	9.8	
	64	A100	26250.0	0.0	12.0	768.0	2048.0	12.0	512.0	13.0	
		AGX Orin	Out of memory								
	Large	1	A100	562.0	0.0	24.0	1024.0	2816.0	16.0	512.0	0.9
			Orin AGX	298.0	0.0	24.0	1024.0	2816.0	16.0	512.0	3.4
8		A100	4260.0	0.0	24.0	1024.0	2816.0	16.0	512.0	6.6	
		Orin AGX	853.0	0.0	24.0	1024.0	2816.0	16.0	512.0	9.7	
16		A100	6728.0	0.0	24.0	1024.0	2816.0	16.0	512.0	10.5	
		AGX Orin	Out of memory								
XL	1	A100	560.0	0.0	24.0	2048.0	5120.0	32.0	512.0	3.1	
		AGX Orin	Out of memory								

B.3 Micro-benchmark

Table 4 describes the step timings in detail and provides a perspective on the speed differences between data center and embedded hardware.

Table 4: Results of the micro-benchmark of the FLAN-T5 transformer model family on the NVIDIA A100 and Jetson AGX Orin platforms. The sequence length per batch item is 512.

FLAN-T5 Model	Batch Size	Device	Backward	Opt. Step	Loss Calc.	Forward	Batch Loading	TPS	Total Time	
Small	1	A100	0.09	0.16	0.0	0.06	0.01	1657.87	0.32	
		AGX Orin	0.15	0.3	0.0	0.09	0.01	927.51	0.55	
	8	A100	0.09	0.16	0.0	0.06	0.01	13051.3	0.33	
		AGX Orin	0.22	0.4	0.0	0.1	0.01	5665.54	0.73	
	16	A100	0.09	0.16	0.0	0.06	0.01	26741.79	0.31	
		AGX Orin	0.36	0.63	0.0	0.15	0.01	7112.45	1.15	
	32	A100	0.12	0.18	0.0	0.06	0.01	45428.27	0.37	
		AGX Orin	0.66	1.16	0.0	0.32	0.01	7713.02	2.15	
	64	A100	0.17	0.26	0.0	0.06	0.01	65944.32	0.51	
		AGX Orin	1.28	2.22	0.0	0.64	0.01	7992.08	4.15	
	128	A100	0.28	0.46	0.0	0.06	0.02	82045.0	0.81	
		AGX Orin	2.6	4.34	0.0	1.21	0.01	8046.96	8.15	
Base	1	A100	0.14	0.23	0.0	0.08	0.01	1134.51	0.46	
		AGX Orin	0.22	0.45	0.0	0.14	0.01	631.08	0.82	
	8	A100	0.14	0.23	0.0	0.09	0.01	8805.38	0.47	
		AGX Orin	0.51	0.95	0.0	0.3	0.01	2339.49	1.76	
	16	A100	0.17	0.27	0.0	0.09	0.02	15380.06	0.54	
		AGX Orin	0.93	1.69	0.0	0.57	0.01	2590.44	3.19	
	32	A100	0.24	0.38	0.0	0.1	0.01	22427.21	0.74	
		AGX Orin	1.81	3.19	0.0	1.09	0.01	2692.26	6.09	
	64	A100	0.4	0.65	0.0	0.19	0.01	26250.25	1.26	
		AGX Orin	Out of memory							
	Large	1	A100	0.27	0.46	0.0	0.18	0.02	562.2	0.92
			AGX Orin	0.43	1.03	0.0	0.27	0.01	298.91	1.75
8		A100	0.29	0.49	0.0	0.18	0.02	4260.38	0.97	
		AGX Orin	1.31	2.62	0.0	0.92	0.01	850.43	4.85	
16	A100	0.4	0.62	0.0	0.2	0.02	6728.79	1.23		
	AGX Orin	Out of memory								
XL	1	A100	0.27	0.48	0.0	0.17	0.02	560.07	0.93	
		AGX Orin	Out of memory							