

# A Deep Reinforcement Learning Approach for Interactive Search with Sentence-level Feedback

Jianghong Zhou  
Walmart Global Tech  
U.S.A.

jianghong.zhou@walmart.com

Chen Lin  
Emory University  
U.S.A.

chen.lin@emory.edu

Joyce C. Ho  
Emory University  
U.S.A.

joyce.c.ho@emory.edu

Eugene Agichtein  
Emory University  
U.S.A.

eugene.agichtein@emory.edu

## ABSTRACT

Interactive search can provide a better experience by incorporating interaction feedback from the users. This can significantly improve search accuracy as it helps avoid irrelevant information and captures the users' search intents. Existing state-of-the-art (SOTA) systems use reinforcement learning (RL) models to incorporate the interactions but focus on item-level feedback, ignoring the fine-grained information found in sentence-level feedback. Yet such feedback requires extensive RL action space exploration and large amounts of annotated data. This work addresses these challenges by proposing a new deep Q-learning (DQ) approach, DQrank. DQrank adapts BERT-based models, the SOTA in natural language processing, to select crucial sentences based on users' engagement and rank the items to obtain more satisfactory responses. We also propose two mechanisms to better explore optimal actions. DQrank further utilizes the experience replay mechanism in DQ to store the feedback sentences to obtain a better initial ranking performance. We validate the effectiveness of DQrank on three search datasets. The results show that DQrank performs at least 12% better than the previous SOTA RL approaches. We also conduct detailed ablation studies. The ablation results demonstrate that each model component can efficiently extract and accumulate long-term engagement effects from the users' sentence-level feedback. This structure offers new technologies with promised performance to construct a search system with sentence-level interaction.

## CCS CONCEPTS

• Information systems → Learning to rank; Expert search; Question answering.

## KEYWORDS

reinforcement learning, neural networks, interactive search, sentence-level feedback

## ACM Reference Format:

Jianghong Zhou, Joyce C. Ho, Chen Lin, and Eugene Agichtein. 2023. A Deep Reinforcement Learning Approach for Interactive Search with Sentence-level Feedback. In *Proceedings of Make sure to enter the correct conference title from your rights confirmation email (DRLAIR@CIKM2023)*. ACM, New York, NY, USA, 9 pages. <https://doi.org/10.1145/nnnnnnn.nnnnnnn>

*DRLAIR@CIKM2023*, October 22, 2023, Birmingham, UK  
2023. ACM ISBN 978-1-4503-XXXX-X/18/06... \$15.00  
<https://doi.org/10.1145/nnnnnnn.nnnnnnn>

## 1 INTRODUCTION

Search with interactive settings can improve the performance of an information retrieval system [26]. Users' interaction not only supplements the information of the query but also conveys users' latent intents. Users' feedback involves item-level feedback (e.g., item clicking, purchasing, and adding to cart) and sentence-level feedback (e.g., sentence clicking, copying, or reading). Sentence-level feedback can provide more details than item-level feedback. For example, in Figure 1, User 1 searched 'How did people survive from the 2011 Fukushima earthquake' and selected (e.g., reading, clicking, or copying) a sentence from the 3rd document as a piece of essential information. This interaction revealed that User 1 was looking for stories of survivors, helping User 2, who searched a similar query and obtained new results containing those stories based on User 1's feedback. When considering many people's interactions, the search results can approach the human's expected results. This scenario is common in question-answering systems (QA), e-commerce product reviews, and other complex search tasks [17, 37].

To build an interactive search environment, reinforcement learning (RL) approaches are the most common choices in the previous works [35]. However, these studies suffer from two imperative challenges relating to (1) the amount of data needed to train the RL model and (2) the computational power needed to search the ample ranking space. We propose DQrank, a deep Q learning (DQ) based ranking system, to address these limitations.

First, obtaining data to train an interactive search model is strenuous due to the dynamic search environment. Directly depending on online users' interaction is costly and time-consuming, as users need to interact multiple times with the system to yield even semi-reasonable ranking results. On the other hand, solely relying on offline, static interaction records with only a limited set of all possible ranking results restricts the exploration of interactive search [27]. Expanding the static interaction logs and combining these two learning ways are necessary. Previous research used strong assumptions to connect new ranking results to existing ones. [31] discounted or boosted the relevance between the query and document based on the position distance between the document and the clicked one. However, this approach can only relieve the effect of position bias but fail to reduce other bias, such as observation bias [38]. [2] estimated the propensity to approximate the real relevance between the document and query, but still required encoding of the heuristic knowledge and can yield other biases. Furthermore, these methods

**User 1- How did people survive from 2011 Fukushima earthquake? – 2016/8/6 8:40:16**

Doc 1: Following a major earthquake, a 15-metre tsunami disabled the power supply and cooling of three Fukushima Daiichi reactors, causing a nuclear accident beginning on 11 March 2011. All three cores largely melted in the first three days.

Doc 2: Evacuation orders were issued in 12 municipalities, which led large-scale evacuation of residents. The number of evacuees was about 160,000 people at its peak period (in May 2012). As the evacuees, including those evacuated voluntarily, were dispersed throughout the country, functions of the communities in these areas were weakened significantly.

Doc 3: Ryo Kanouya, 26, can no longer live in his hometown village of Namie in Fukushima Prefecture because of its proximity to the Dai Ichi Nuclear Power Plant. Kanouya, who now lives in the neighboring Ibaraki Prefecture, agreed to share with me his harrowing near-death experience from that March day five years ago. The following account has been edited for length and clarity.

**User 2- In 2011 Fukushima earthquake, how did people survive? – 2016/8/8 13:47:18**

Doc 1: Ryo Kanouya, 26, can no longer live in his hometown village of Namie in Fukushima Prefecture because of its proximity to the Dai Ichi Nuclear Power Plant. Kanouya, who now lives in the neighboring Ibaraki Prefecture, agreed to share with me his harrowing near-death experience from that March day five years ago. The following account has been edited for length and clarity.

Doc 2: Kenichi Kurosawa clung precariously to a tree as the water rose around him, entirely flooding the roads below. For almost six minutes on March 11, 2011, a 9.1 magnitude earthquake – the worst to ever hit Japan – struck 370 kilometers (230 miles) northeast of Tokyo, triggering a huge tsunami that crashed into Ishinomaki, the coastal city Kurosawa had lived in his whole life.

Doc 3: Having procured a whole-body radiation counter – a device to measure radioactivity within the human body – when few such instruments were available in Japan at the time, Takahashi worked tirelessly. Diagnosed with terminal rectal cancer in September that year, Takahashi continued to provide medical care, as well as carry out research on decontamination.

**Figure 1: A use case of interactive search**

focus on expanding the item-level connection, which cannot work on sentence-level feedback directly. In this paper, we reduce the need for annotated data by adopting a BERT model [18] pre-trained using tasks with explicit feedback to simulate user interactions. This user simulation function can then re-rank the items to obtain more satisfactory results. We also propose a novel state retrieval approach that combines both offline and online learning. By using similar queries as the starting point for RL, DQrank can obtain a better initial ranking performance.

The second challenge, different from most RL tasks, lies in the notoriously gigantic action space of the ranking, so optimal exploration is infeasible. Previous research proposes different methods to approximate the optimal action that maximizes the target score. For example, RLrank greedily ranks the documents with a neural-based agent [36]. SlateQ decomposes the ranking to build their item choice model with mild assumptions [11]. These methods can only obtain sub-optimal actions based on their choice mechanisms. Besides, they reformulate the ranking problems to point-wise problems without considering the effect of the surrounding items, which loses essential auxiliary information for the ranking evaluation and ignores widespread bias in real-life search tasks. To address the problem, we introduce a sliding window ranking method and rearrangement learning to explore the optimal actions. The sliding window prioritizes the top-ranking documents by focusing on a small range and pushing the significant items to the top position. Additionally, rearrangement learning can adaptively learn the preferred order and continually improve the subsequent rankings.

In summary, DQrank’s contributions are three-fold:

- DQrank contributes new methods, including self-supervised learning, BERT-based users’ simulation, and state retrieval, to train the interactive search models, which expands the static search logs for the dynamic search environment and integrates offline and online learning.
- DQrank introduces novel sliding window ranking and rearrangement learning to efficiently explore the ranking results that can maximize the long-term value in DQ without losing the list-wise information of the ranking systems.
- Additionally, we demonstrate our methods in open standard datasets and study the insights in a detailed ablation study.

## 2 RELATED WORK

**BERT-based ranking systems:** BERT is one of the most crucial text content embedding methods and thus is widely used in ranking systems [30]. Most BERT-based ranking systems are point-wise methods, which means the items are ranked by the similarity scores between the embedding results of the query and the document [22, 23]. Although these methods can utilize the query and document information, they do not learn the users’ feedback from the interaction and ignore the ranking bias led by positions, observation, and other reasons [9]. Those drawbacks may cause weaker ranking performance than list-wise and interaction-based ranking systems.

**Offline reinforcement learning to rank:** Offline RL methods use different RL frameworks to model the interactive search process. Because the models are normally trained by static search logs, these methods are mostly offline. In cooperation with premium embedding models, RL methods can outperform traditional learning-to-rank (LTR) models [20]. For example, RLrank is a policy gradient method with a universal sentence encoder [3, 36]. It outperforms important traditional LTR models like Adarank, ListNet and RankSVM [4, 33, 34]. Similarly, SlateQ, a Q learning-based method, is proposed to solve the ranking problem in recommendation systems. SlateQ achieves the best performance on RL-based recommendation approaches, also outperforming other non-RL approaches, including BERT-based models which demonstrates that DQ has the flexibility to learn a more complex state-action function without worrying about the instability associated with training a nonlinear function approximator.

## 3 METHODOLOGY

This section proposes DQrank, a DQ model for sentence-based interactive search. In the interactive search setting, users search with a query and return sentence-level feedback like clicking or copying one or more sentences. In this section, we first introduce the DQ framework and how to apply it to interactive search. We then propose our sliding window ranking approach to explore the search space. Next, we present a method for identifying similar queries to avoid the cold-start problem. Finally, we introduce self-supervised learning and data augmentation techniques to improve the generalizability and robustness of DQrank.

### 3.1 Deep Q Learning Framework

In RL, intelligent agents take actions in an environment to maximize the notion of cumulative reward [15]. In particular, DQ is an RL method that uses a deep neural network to approximate the action

gain  $Q$  [7]. Deep Q learning uses temporal difference (TD) learning to estimate the values  $Q$  with previous actions sampled by an experience replay approach. The objective of temporal difference learning is to minimize the distance between the TD-Target and  $Q(s, a)$ , suggesting a convergence of  $Q(s, a)$  toward its actual values in the given environment.

In DQrank, we use DQ to model the interactive process for two reasons. First, DQrank has an experience replay mechanism, which is suitable for storing context information like feedback sentences and incorporating offline and online learning in interactive search. Second, the deep learning model in DQ can help better simulate the users’ interaction, which can be used to expand the static search records. Therefore, DQ is appropriate for constructing our proposed model.

The DQ model consists of a set of states  $S$ , actions  $A$ , and a reward function  $R$ . In the context of the interactive search, the states  $S$  reflect the *query state*. This includes both query features and feedback sentences. We define the state  $s$  as:

$$s_t = (q, f_1^t, f_2^t, \dots, f_E^t), \quad (1)$$

where  $s_t$  is the state at iteration  $t$ ,  $q$  is the query and  $f_e^t$  is the  $e$ th feedback sentence at iteration  $t$ .  $E$  is the number of (stored) feedback sentences. The query part will remain unchanged throughout the process, but the feedback part can be updated.  $s$

The action space  $A$  is the set of all possible ranking results. The initial retrieval will have some candidate items,  $I$ , and typically uses fast and straightforward methods to select these items from all possible items. Thus, the actions are the ordered subsets  $A \subseteq I$  such that  $|A| = N$ , where  $N$  is the number of items DQrank presents to the users.

To select the action and compute the  $Q$  value, we design a user simulation function  $U$  for document ranking. The input of  $U$  is a query  $q$  and a sentence  $f$  from the document.  $U(q, f)$  measure the relevance of  $q$  and  $f$ . While ranking, we calculate the  $U$  of the first  $M$  sentences of a document and select the highest score as the score for this document.

Finally, the reward  $R(s, a, s')$  is the reward of a list of ranking results, measuring user engagement or other metrics related to the ranking quality.  $s'$  is the state before action  $a$  and  $a \in A$ .

Our task is to find a policy  $\pi$  for the optimal ranking results. To achieve this, we organize the interactive search process as a DQ framework. We use a BERT-based model  $Q(s, a; \theta_i)$  to estimate the  $Q$  function in Q learning.  $\theta_i$  can be obtained from the experience replay.

The details of those parts are delineated in the following sections.

### 3.2 Training

We initialize a replay memory  $Z$  for the experience replay in RL training and the feedback pool  $P$  for the online serving system. All the transitions  $(s_{t+1}, a_t, r_t, s_t)$  are stored in  $Z$  and are randomly sampled as mini-batches to train the action-value function  $Q$ . The final states of each query are stored in the feedback pool  $P$  after every episode. In each episode, we process one query. The feedback pool  $P$  is used to accelerate and improve online learning.

The training of DQrank can be separated into two parts: (1) the offline training that can be done with a pre-trained users’ simulation

function,  $U$ , and (2) the online training to dynamically adjust to new search queries.

**Offline Training.** The goal of the offline training is to learn the policy  $\pi$  for the optimal ranking results based on the training dataset  $W_q$ . We first initialize the action-value function  $Q$ , the target action-value function  $\hat{Q}$ , and the state  $s_1$ . Any fast and straightforward method can be used to conduct the initial ranking to obtain the initial ranking results  $I_q$  for query  $q$ . For this paper, we use BM25 [25]. However, since the size of  $I_q$  is still immense, we use  $U$  to re-rank and obtain a smaller candidate set  $T_q$ .

At the beginning of an iteration, the agent selects an action  $a$  based on the  $\epsilon$ -greedy policy  $\pi$  :

$$\pi = \begin{cases} \pi_1 & \text{with probability } \epsilon \\ \pi_2 & \text{with probability } 1 - \epsilon \end{cases} \quad (2)$$

$\epsilon$  is a parameter to balance exploration and exploitation [24]. When the agent chooses  $\pi_1$ , we select a ranking result from  $W_q$  if  $W_q$  is not empty and then delete it from  $W_q$ . If  $W_q$  is empty, we generate a random ranking result by selecting items from  $T_q$ . If the agent chooses  $\pi_2$ , we generate a ranking result from  $T_q$  and try to maximize the  $Q$  value by re-ranking the results. In DQrank, we propose the sliding window ranking method see Section 3.6, an efficient approach to explore the RL action space.

After that, we can sample the transitions from  $Z$  and obtain their data augmentations for the experience replay. The data augmentations can improve the robustness of the model and will be demonstrated in Section 3.10. We minimize the difference between the TD-target and  $Q$  value (Equation 5) in the experience replay and update the target function  $\hat{Q}$  every  $c$  step. After finishing  $T$  steps training, we store the best State of the query to the feedback pool  $P$  for the online serving system.

We then obtain the reward and store the transitions in  $Z$ . We later extract the samples from  $Z$  for the experience replay.

**Online Training.** Online training aims to obtain the state  $s$  for the new search queries. We first initiate the state  $s_0$  with state retrieval, which can retrieve similar queries’ states from the feedback pool  $P$  and will be discussed in Section 3.8. Then we go through the offline learning process without exploitation and model training. The feedback sentences  $f$  in state  $s$  are updated based on the users’ feedback or interaction records. The transitions and final states are stored for the model refresh. Online training is more practical in industrious search tasks and much faster than offline training.

### 3.3 The Users’ Simulation Model

The users’ simulation function,  $U$ , mimics a user by determining whether the sentences in the document should be selected as the feedback sentence. In our model,  $U$  is a BERT-based classification function. Formally, the input of  $U(q, f)$  is a pair of sentences. The first sentence  $q$  can be the query or the selected feedback sentence. The second sentence,  $f$ , is a sentence from a document  $D$ . Since the feedback sentences can reflect the users’ satisfaction with the search results, the maximum probability scores of all the sentences in the document can be considered a metric to rank the documents. Therefore, the relevance between the  $q$  and a document  $D$  can be modeled as  $u(q, D) = \max_{f \in D}(U(q, f))$ .

For the input,  $q$  and  $f$  are separated by three tags, [CLS], [SEP], and [EOS], which represent the beginning, separator, and end of

the sentence. The sentence embeddings are then encoded based on the tokens, segments, and positions as discussed in [30]. The embedding results from BERT,  $x$ , then represents the dependency between the  $f$  and  $d$ . We feed  $x$  to a fully connected neural network and calculate the selecting probability with the Softmax function, so  $U = \text{Softmax}(W_T \times \tanh(x) + B_T)$ . The  $U$  is further pre-trained by some question-answering and point-wise label datasets, which we introduce in Section 3.9.

### 3.4 The Q Function

The  $Q$  function learns the value of the partial action (Figure 2),  $a$  for a particular state,  $s$ . For ease, we denote  $f_0$  as the query. The state is then  $s = (f_0, f_1, f_2, \dots, f_E)$ . The action  $a$  is the list of ranked documents,  $(D_1, D_2, \dots, D_N)$ . For document  $D_k$ , we select the sentence  $d_k = \arg\max_{d \in D_k} V(s, d)$  where  $V$  is a discounted function based on the ranking metric as follows in Equation (3):

$$V(s_t, d) = \frac{1}{\sum_{e=1}^{E+1} \frac{1}{\ln(e+1)}} \sum_{e=1}^{E+1} \left[ \frac{1}{\ln(e+1)} U(f_{e-1}^t, d) \right], \quad (3)$$

where  $d$  is a sentence of a document from the ranking result,  $d_i^j$  represents the  $j$ th sentence of the document ranking at position  $i$  in the searching results, and  $E$  is the number of feedback sentences.

Then we calculate the BERT embedding results,  $x_{k,e}$ , for every pair of  $f_e$  and  $d_k$ . Consequently, for every document  $k$ , we have  $X_k = [x_{k,0}, x_{k,1}, \dots, x_{k,E}]$ . We further weigh those embedding results:

$$x'_k = K(X_k) = \frac{1}{\sum_{e=1}^{E+1} \frac{1}{\ln(e+1)}} \sum_{e=1}^{E+1} \frac{1}{\ln(e+1)} x_{k,e-1} \quad (4)$$

The weighted function  $K$  is based on Normalized Discounted Cumulative Gain (NDCG), a popular approach to measure the quality of a list of ranking results [13]. The proposed weighted function can re-balance the effect of the query and the feedback sentences when  $E$  is of varying length. It also discounts the less important feedback sentences.

After the weighted embedding results are obtained, we concatenate them as the input to a 2-layer dense neural network used to estimate the  $Q$  value. The weights of the  $Q$  function can be obtained by minimizing the following loss function:

$$L_i(\theta_i) = \mathbb{E}_{(s,a,r,s') \sim \rho(Z)} [(y_i - Q(s, a; \theta_i))^2], \quad (5)$$

where samples come from the replay memory  $Z$  based on the random mini-batch sampling,  $\rho$ , and  $\theta_i$  are all the neural weights at iteration  $i$ .

For every sample  $(s_{j+1}, a_j, r_j, s_j)$ , if  $s_{j+1}$  is terminal,  $y_j = r_j$ , otherwise

$$y_j = r_j + \gamma \max_{a'} \hat{Q}(s_{j+1}, a'; \theta^-), \quad (6)$$

and weights of target action-value function  $\hat{Q}$ ,  $\theta^-$  is updated to  $\theta$  every  $c$  steps. Since the BERT model is optimized multiple times in one step, we calculate the average values as the weights for the next step.

### 3.5 The Reward Function

The reward  $r$  evaluates the searching result  $a$  given the query  $q$ . Therefore,  $r = R(s, a, s') = R(a, q)$ . For some search results, we can

find them in the dataset,  $W_q$ , and are already labeled. However, the agent generates many search results, and not all the labels exist in the dataset. To calculate the reward, we propose a reward transition method.

To estimate the reward  $\hat{r}$  of an action  $a$ , first we extract a existed ranking result  $a'_i$  from the dataset  $W_q$ . We can calculate its DCG score with its query-document relevance scores. If the scores are not provided, we can use the user simulation function  $U(q, D)$ ,  $D \in a'_i$ . We assume the reward is a position-discounted score like NDCG, then we have

$$\begin{aligned} \hat{R}(a, q) &= \xi_i R(a'_i, q), \\ \xi_i &= \frac{\hat{R}(a, q)}{R(a'_i, q)} \approx \frac{\text{NDCG}(a, q)}{\text{NDCG}(a'_i, q)} = \frac{\text{DCG}(a, q)}{\text{DCG}(a'_i, q)} \\ &= \frac{\sum_{D_k \in a} \frac{u(q, D_k)}{\ln(k+1)}}{\sum_{D_k \in a'_i} \frac{u(q, D_k)}{\ln(k+1)}} \end{aligned} \quad (7)$$

We can use the average estimation over  $W_q$  as our reward:

$$\hat{R}(a, q) = \mathbb{E}_{a'_i \sim W_q} (\xi_i R(a'_i, q)), \quad (8)$$

where  $W_q$  is the ranking dataset without deleting any element.

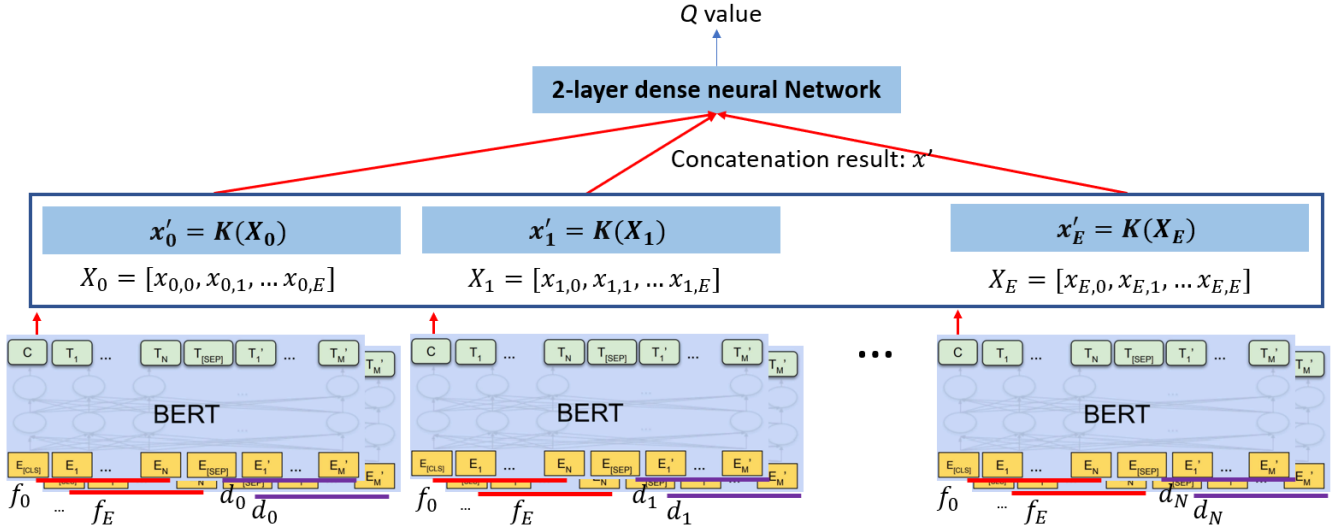
### 3.6 Sliding Window Ranking

Selecting an action to maximize the  $Q$  value is notoriously difficult for the ranking tasks [12]. To maximize the  $Q$ -value, we have to check every combination of the candidate documents. This colossal search space cannot be deployed to meet the latency requirements in most ranking systems. To effectively explore the searching space, we develop the sliding window approach by considering both users' simulation  $U$  and the  $Q$  functions. As introduced in Section 3.3,  $U$  can reflect the users' satisfaction with the item but cannot demonstrate the overall ranking performance. However, it is still helpful to generate approximate ranking results. Therefore, the first step is ranking the candidate documents with  $U$ .

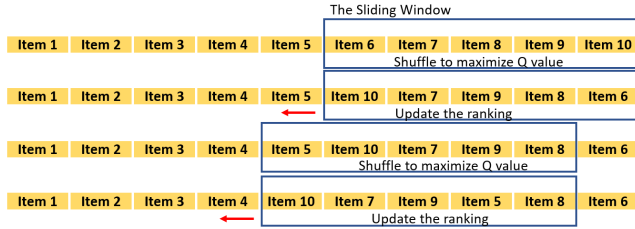
Given the users' ranking, we design a sliding window of  $m$ , a parameter that reflects the users' attention. We start the window at the last item and move it backward, item by item, until we encounter the first item. Within each sliding window, we evaluate every combination to obtain the maximal  $Q$  value within the window. We replace the original order with this optimal order and proceed to the next window. The workflow of the sliding window ranking is presented in Figure 3.

The advantages of this proposed method are three-fold:

- (1) This approach models the attention of the users. Users' attention is typically limited to a few items, so the position and observation bias is commonly generated within an attention window. Since we rank the items with the users' simulation function  $U$  first, it is reasonable to reflect the effect of ignored biases.
- (2) In most ranking tasks, the top-ranking items are usually the most important because users only browse the first serving page. This approach prioritizes the top-ranking items by ensuring items mistakenly ranked in the back can be moved forward.
- (3) Moreover, this approach is efficient enough to be deployed in the actual training process. If we assume that we have



**Figure 2: The Structure of Q function.**  $f_0$  is the query.  $f_e$  is the  $e$ th feedback sentence.  $E$  is the number of feedback sentences for the query  $f_0$ .  $d_k$  is the sentence representing the  $k$ th document in the ranking results, such that  $d_k = \text{argmax}_{d \in D_k} V(s, d)$ ,  $s = (f_0, f_1, \dots, f_E)$ .  $k \leq N$ ,  $N$  is the number of documents in the ranking results.



**Figure 3: The Sliding Window Ranking Workflow**

$G$  items to rank and the number of our presenting items is  $N$ , we, in theory, would need to evaluate  $C(G, m)$ , where  $C$  denotes the number of combinations. However, under our approach, we only need to try it  $(G - m + 1)m$  times, which is  $\frac{1}{G - m + 1} C(G, m)$  times faster. Since  $m$  is usually relatively small, the computation time of this ranking method can be controlled in a reasonable scope.

To accelerate the computation, we calculate the embedding results and then apply this sliding window ranking method in the concatenation part to obtain different  $x'$ . By comparing the  $Q$  value, we can find the approximate optimal action.

### 3.7 Rearrangement Learning

Since users' feedback is mainly implicit, as the ranking results are usually passively digested [1], there can be discrepancies between the ranking using the users' simulation function,  $a_U$ , and the ranking results that maximize the  $Q$  value, because some relevant documents ignored by the users can be annotated as irrelevant. This inconsistency can introduce noise to the training and cause slow convergence and poor performance. Since we use  $U$  to estimate the optimal action and rank the documents, it is crucial to make  $a_U$  conform to  $a_Q$ . To

achieve this, we train the function  $U$  by minimizing the loss function:

$$L(\omega) = \mathbb{E}_{d_{Q,j} \sim a_Q, d_{U,j} \sim a_U, f \sim s} [(U(f, d_{Q,j}; \omega) - y_{U,j})^2], \quad (9)$$

where  $d_{Q,j}, d_{U,j}$  are the the sentences selected to represent documents  $D_{Q,j}, D_{U,j}$  respectively;  $D_{Q,j}, D_{U,j}$  are the  $j$ th documents in the ranking  $a_Q$  and  $a_U$  respectively;  $f$  is the query or the feedback sentences from state  $s$ , and  $y_{U,j} = U(f, d_{U,j})$ .

The rearrangement of  $U$  proposed in Equation (9) can be seen as a self-inference method to estimate the difference between simulated score  $U$  and the optimal score  $\hat{U}$  that can rank the items to maximize the  $Q$  value.  $U$  is an auxiliary  $Q$  function to help us rank the items because directly using the  $Q$  function to rank the document is computationally impossible. Since  $U$  cannot incorporate some of the features from the other items, it cannot accurately estimate the  $Q$  value. However, rearrangement learning helps us model a probability distribution  $\delta = \hat{U} - U$  that can close the gap between  $U$  and  $\hat{U}$ . Noticeably,  $\mathbb{E}(\delta) = 0$ , because  $\mathbb{E}_{d_{Q,j} \sim a_Q, d_{U,j} \sim a_U, f \sim s} [U(f, d_{Q,j}) - U(f, d_{U,j})] = 0$ .

### 3.8 State Retrieval

The current framework assumes that users provide feedback throughout the entire reinforcement process, which in our experiments requires at least 15 iterations to converge. A user's search can be considered the first iteration of the RL with  $\epsilon = 0$ . In real-life search tasks, it is hard for the users to interact with the search engine for more than a handful of iterations. Thus, we propose to use state retrieval to identify similar queries to serve as the starting point for  $s_0$ .

Formally, let us denote the final state for query  $q$  as  $s_T$ . We store the BERT-encoded search query,  $x(q)$ , and  $s_T$  in our feedback pool  $P$ . When a new query is provided,  $q'$ , we use BERT to encode the query,  $x(q')$ , and calculate the cosine similarity between this and all queries stored in  $P$ . If the highest cosine similarity is higher than our

setting threshold  $\psi$ , we can retrieve this state as the initial state of the query. Consequently, the feedback sentences generated before can help improve the search.

### 3.9 Self-supervised Learning

Providing sentence feedback is essential in our users' simulation and relevance analysis. However, it is costly and challenging to collect sufficient annotations where sentences are labeled that help the search. Therefore, we use self-supervised learning to solve this issue.

Self-supervised learning is a method that can reduce the data labeling cost and leverage the unlabelled data pool [10]. In this paper, we pre-train the users' simulation function  $U$  with the data of Question-answering (QA) systems. QA systems are sentence-based search systems. Only a few sentences in a document are considered the critical answer to the question. In this paper, we train the model by estimating the importance of the sentences in the document. Those sentences are labeled as 'Selected' or 'Not Selected.' After being pre-trained by the QA systems, the function  $U$  can be used to label the sentences crucial to the search, which are essential to training the DQ model further.

### 3.10 Data Augmentation

During the training process, DQrank is only exposed to a static set of queries (i.e.,  $W_q$ ). However, in practical settings, the search terms can be slightly different yet should still yield similar results. Therefore, to enhance the model's ability of generalization and robustness, we propose local exploration with data augmentations. This is done by reorganizing the search process of different sessions as an offline RL process to utilize the long-term benefit of the feedback sentences.

We design a new transformation  $\hat{S}_t = \zeta(s_t)$ , where  $\hat{S}_t$  is the data augmentations of  $s_t$ , and the reward is smooth, that is  $r(s_t) \approx r(\hat{s}_t)$ . Note that the data augmentation cannot be too aggressive. Otherwise, it may hurt the performance of the model, because the reward for the original state does not coincide with the reward of the augmented state (i.e.,  $r(s_t, a_t) \neq r(\hat{s}_t, a_t)$ ,  $\hat{s}_t \in \hat{S}_t$ ). Therefore, the choice of  $\zeta$  needs to consider the connection between the reward and the state.

Since we cannot change the semantics of the original text and need to maintain the reward function remains smooth, we choose to paraphrase the sentences. "Paraphrase" expresses the meaning of a sentence using different words. We use the paraphrase technique to generate many queries with similar meanings to the query that goes through the RL framework. Those queries are used in the pre-training process of the users' simulation function  $U$  and the experience replay. We choose an advanced paraphrase toolbox Parrot as our paraphrasing model [6].

To reduce some noises and stabilize the training, we average the state-action values and target values over different data augmentations of the state. We let

$$Q_t(s_t, a_t) = \frac{1}{|\hat{S}_t| + 1} \sum_{i=0}^{|\hat{S}_t|} Q(\zeta_i(s_t), a_t), \quad (10)$$

where  $|\hat{S}_t|$  is the number of the data augmentations,  $\zeta_0(s_t) = s_t$ , and  $\zeta_i(s_t)$ ,  $i \neq 0$  is the data augmentation of  $s_t$ . Since we assume the reward is locally smooth,  $r_t$  in Equation (5) remains the same.

## 4 THE EXPERIMENTAL SETTING AND RESULTS

In this section, we design experiments to demonstrate that DQrank can achieve better ranking performance in search tasks.

### 4.1 Datasets

We evaluate our model's ranking performance with three datasets. Those datasets evaluate the ranking results in different ways. The details are delineated as follows:

**MS-MARCO:** MS-MARCO datasets are large datasets designed for different information retrieval tasks [21]. We select the document retrieval dataset to evaluate the proposed model. This dataset contains 3.2 million documents and provides relevance scores for every pair of queries and documents. Therefore, we can calculate the overall performance of a ranking result with the normalized discounted cumulative gain (NDCG) score. At the same time, we use the passage retrieval dataset to fine-tune the users' simulation function  $U$ . The passage retrieval dataset has 8.8 million passages.

**ORCAS:** ORCAS is a click-log based dataset [5]. This dataset uses Indri [29] to retrieve 100 documents for every search. The clicks are used to evaluate these ranking results. The collection contains 20 million clicks, 1.4 million documents, and 10 million queries.

**HITL<sup>1</sup>:** The human-in-the-loop (HITL) dataset is an interactive search dataset from a CLIR (Cross-linguistics Information Retrieval) project. In this dataset, there are eight topics and eight queries per topic. For each query, volunteers are asked to select some relevant sentences from the top 10 documents as feedback. The number of documents is 30000, and 1053 sentences are selected as feedback sentences. The dataset belongs to a multi-university collaborative project in the USA and will be released soon.

We also use two additional datasets to fine-tune the users' simulation function  $U$ : ASNQ and ciQA. ASNQ is a high-quality natural language dataset for answer sentence selection, which consists of 59914 questions [8]. ciQA is a web-based dataset for training interactive question answering [16]. It contains 30 topics.

### 4.2 Experimental Settings

We use mean reciprocal rank (MRR) and NDCG of the top 10 items (nDCG@10) to measure the ranking performance. We use two point-wise ranking approaches and two state-of-the-art (SOTA) RL methods in search or recommendation systems as the baselines. Additionally, we evaluate the performance of three versions of our proposed model with different BERT models. The baselines include:

- **BM25** [25]: Baselines of the experiments .
- **BERT-U**: The proposed BERT-based user simulation model ranks the documents directly.
- **RLIrank** [36]: RLIRank is a policy gradient-based RL method, which is SOTA RL-based interactive search models.
- **SlateQ** [11]: SlateQ is a Q learning method with decomposition settings, which is SOTA RL-based recommendation systems.
- **DQrank (BERT)**: The DQrank model with  $U$  pre-trained using BERT [30].

<sup>1</sup>anonymous.com

**Table 1: The comparisons on the ranking performance. The best results are in bold. Results marked with \* indicate significant improvements with  $p < 0.05$  than others.**

Model	MS-MARCO		ORCAS		HITL	
	nDCG@10	MRR	nDCG@10	MRR	nDCG@10	MRR
BM25	0.5246	0.2704	0.5726	0.2844	0.3424	0.2133
BERT-U	0.5382	0.2871	0.5897	0.2974	0.3623	0.2245
RLIrank	0.5627	0.3004	0.6146	0.3116	0.3829	0.2363
SlateQ	0.5573	0.2987	0.6068	0.3104	0.3971	0.2411
DQrank (BERT)	0.6221	0.3145	0.6424	0.3287	0.4422	0.2754
DQrank (DistilBERT)	0.6154	0.3127	0.6336	0.3265	0.4402	0.2733
DQrank	<b>0.6313*</b>	<b>0.3224*</b>	<b>0.6517*</b>	<b>0.3349*</b>	<b>0.4458*</b>	<b>0.2773*</b>

- **DQrank (DistilBERT)**: The DQrank model with  $U$  pre-trained using DistilBERT, a smaller transformer version trained by distilling BERT [28].
- **DQrank**: The DQrank model with  $U$  pre-trained using RoBERTa, a BERT model trained with a larger dataset [18]. It is also our proposed implementation of DQrank.

The input embedding and structure settings are based on the [32].

We use 5-fold validation to examine our approach [14]. The data augmentations are only applied to the training part. The hyperparameters are determined by grid search [19]. We use the elbow method to determine the sliding window size,  $m = 4$ . We use the Adam optimizer to train the model and the learning rate of 0.001.

### 4.3 Results

The ranking performance of the various models is presented in Table 1. We can observe that DQrank has more than 12% improvements over the previous SOTA RL approaches. Additionally, we found that the basic BERT-U model only has limited improvement from the benchmark BM25 (+2.6%), while the DQ framework brings more significant gains in ranking performance (+15.6% when comparing DQrank (BERT) with BERT-U). This observation indicates that the proposed learning framework and feedback sentence information are crucial for a better search system.

In terms of RLIrank and SlateQ, they outperform BM25 and BERT-U. However, they only have limited improvement (7.26%), demonstrating that the policy gradient approach and the DQ method without DQrank settings cannot utilize the interaction records sufficiently enough to drastically improve the interactive ranking performance.

Additionally, we compare the performance of the DQrank with different transformers. We can find that DQrank (our proposed implementation with RoBERTa) achieves the best performance. However, it only yields a 2.5% improvement over the other transformers. These results show that a relatively lightweight BERT model, like distilBERT, can potentially replace RoBERTa without hurting the ranking performance. This can further accelerate DQrank and make it more practical and efficient in industrial search tasks.

### 4.4 Ablation Study

In this subsection, we investigate the effects of four essential components of DQrank: data augmentations (DA), state retrieval (SR), rearrangement learning (ARL), and self-supervised learning (SS). The models are listed as follows:

- **DQrank**: The RoBERTa-based DQrank model.
- **DQrank-SR**: The DQrank without the state retrieval mechanism (SR) introduced in Section 3.8.
- **DQrank-DA**: The DQrank without data augmentation training (DA) proposed in Section 3.10.
- **DQrank-DA-SR**: The DQrank without both SR and DA.
- **DQrank-SS**: The DQrank without self-supervised learning (SS) discussed in Section 3.9.
- **DQrank-SS-DA**: The DQrank without both SS and DA.

The results with and without rearrangement learning (see Section 3.7) are presented in Table 2. With rearrangement learning, DQrank-SR, which only uses data augmentations, provides an increase of 5.21% in nDCG@10 and 2.65% in MRR. When only using state retrieval (DQrank-DA), we increase 2.73% in nDCG@10 and 1.32% in MRR.

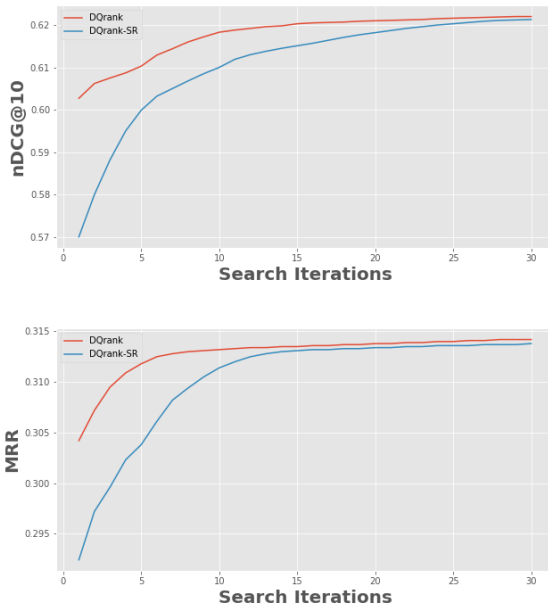
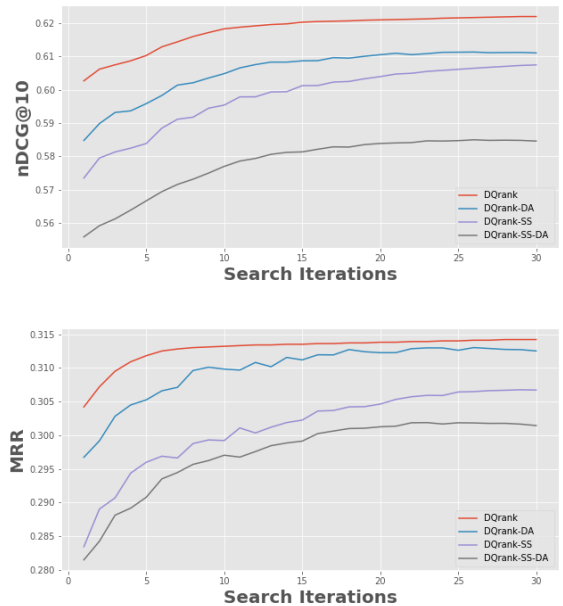
We found that both state retrieval and data augmentation can improve search performance, and the latter is more helpful. However, when incorporating both approaches, we increase 9.58% in nDCG@10 and 4.64% in MRR, which is a significant improvement. This analysis reveals that data augmentations and state retrieval have substantial joint effects. The state retrieval can help us re-use those proper feedback sentences, and the local exploration from the data augmentations can connect those sentences to relevant documents.

We also observe that all the scores decrease an average of 8% when we train the models without rearrangement learning. This observation shows that it is necessary to align the user simulation function ranking to maximize the  $Q$  value, as the gap can cause discrepancies to arise between the ranking results and yield suboptimal ranking results. Thus, rearrangement learning is significant for the users' simulation function  $U$  to support the documents' ranking.

Additionally, we explore the effect of state retrieval on the ranking performance during the online search sessions. As shown in Figure 4, in the initial search, both nDCG and MRR increase quickly from 0 to 5 iterations. However, DQrank has higher initial scores than DQrank-SR, which are +5.7% in nDCG@10 and +5.2% in MRR.

**Table 2: The ranking performance of DQrank with different components in the MS-MARCO dataset. ARL is rearrangement learning. All the results have significant improvements with  $p < 0.05$  than DQrank-DA-SR without ARL.**

Model	Without ARL		With ARL	
	nDCG@10	MRR	nDCG@10	MRR
DQrank-DA-SR	0.5406	0.2745	0.5677 (+5.01%)	0.2977 (+8.45%)
DQrank-DA	0.5554 (+2.73%)	0.2822(+2.80%)	0.5832 (+7.88%)	0.3017 (+9.90%)
DQrank-SR	0.5567 (+2.98%)	0.2831 (+3.13%)	0.5973(+10.49%)	0.3056 (+11.32%)
DQrank	0.5597 (+3.53%)	0.2865 (+4.37%)	0.6221 (+15.08%)	0.3145 (+14.57%)

**Figure 4: The ranking performance of DQrank with (red) or without state retrieval (blue) during the search session in the MS-MARCO dataset.****Figure 5: The ranking performance of DQrank with different components, DQrank (red), DQrank-DA (blue), DQrank-SS (purple), and DQrank-SS-DA (black), in the MS-MARCO dataset.**

After 30 search sessions, both models converge to relatively stable states, but DQrank is still around 1% better than DQrank-SR. This ablation study reveals that the feedback sentences collected from the offline search logs can help DQrank obtain better final states.

Lastly, we study the effect of self-supervised learning and data augmentations as a function of the number of search iterations  $t$ . The results are presented in Figure 5. We observe that data augmentations and self-supervised pre-training can improve the initial and final ranking performance by an average of 4%. At the same time, they have a combined effect of increasing both NDCG@10 and MRR by 6%. This ablation study shows that data augmentation and self-supervised learning can effectively boost the initial search performance while supporting the improved final search performance.

## 5 CONCLUSION

This paper proposes a new RL approach for the search systems with sentence-level feedback, DQrank. This method aggregates similar search sessions as an interactive process and optimizes the search results with DQ by considering the feedback sentences. Additionally, we provide three significant contributions to improving this RL framework: (1) We propose sliding window ranking to estimate the optimal action efficiently. (2) We introduce state retrieval to re-use the feedback sentences from the search history. (3) We reformulate the query using data augmentation to help the RL agent explore locally, making the search process stable and robust. Our experimental results demonstrate the performance of our model on three datasets. In summary, DQrank provides a crucial step toward applying RL



algorithms in search tasks while opening up promising directions for future work.

## 6 LIMITATIONS

DQrank shows strengths in extracting interaction information better than the previous approaches. However, sentence-level feedback is still hard to obtain in most online search scenarios. Two solutions may overcome this limitation. First, joining more attention-detecting mechanisms into the search engines can help obtain sentence-level feedback efficiently, such as mouse tracking and eye tracking. Second, mixing with document-level feedback can help update the model when sentence-level feedback is absent.

## REFERENCES

- [1] Aman Agarwal, Kenta Takatsu, Ivan Zaitsev, and Thorsten Joachims. 2019. A general framework for counterfactual learning-to-rank. In *Proceedings of the 42nd International ACM SIGIR Conference on Research and Development in Information Retrieval*. 5–14.
- [2] Qingyao Ai, Keping Bi, Cheng Luo, Jiafeng Guo, and W Bruce Croft. 2018. Unbiased learning to rank with unbiased propensity estimation. In *The 41st International ACM SIGIR Conference on Research & Development in Information Retrieval*. 385–394.
- [3] Daniel Cer, Yinfei Yang, Sheng-yi Kong, Nan Hua, Nicole Limtiaco, Rhomni St John, Noah Constant, Mario Guajardo-Cespedes, Steve Yuan, Chris Tar, et al. 2018. Universal sentence encoder. *arXiv preprint arXiv:1803.11175* (2018).
- [4] Olivier Chapelle and S Sathya Keerthi. 2010. Efficient algorithms for ranking with SVMs. *Information retrieval* 13, 3 (2010), 201–215.
- [5] Nick Craswell, Daniel Campos, Bhaskar Mitra, Emine Yilmaz, and Bodo Billerbeck. 2020. ORCAS: 20 million clicked query-document pairs for analyzing search. In *Proceedings of the 29th ACM International Conference on Information & Knowledge Management*. 2983–2989.
- [6] Prithviraj Damodaran. 2021. Parrot: Paraphrase generation for NLU.
- [7] Jianqing Fan, Zhaoran Wang, Yuchen Xie, and Zhuoran Yang. 2020. A theoretical analysis of deep Q-learning. In *Learning for Dynamics and Control*. PMLR, 486–489.
- [8] Siddhant Garg, Thuy Vu, and Alessandro Moschitti. 2019. TANDA: Transfer and Adapt Pre-Trained Transformer Models for Answer Sentence Selection. (2019). arXiv:1911.04118
- [9] Gizem Gezici, Aldo Lipani, Yucel Saygin, and Emine Yilmaz. 2021. Evaluation metrics for measuring bias in search engine results. *Information Retrieval Journal* 24, 2 (2021), 85–113.
- [10] Dan Hendrycks, Mantas Mazeika, Saurav Kadavath, and Dawn Song. 2019. Using self-supervised learning can improve model robustness and uncertainty. *Advances in neural information processing systems* 32 (2019).
- [11] Eugene Ie, Vihan Jain, Jing Wang, Sanmit Narvekar, Ritesh Agarwal, Rui Wu, Heng-Tze Cheng, Tushar Chandra, and Craig Boutilier. 2019. SlateQ: A tractable decomposition for reinforcement learning with recommendation sets. (2019).
- [12] Eugene Ie, Vihan Jain, Jing Wang, Sanmit Narvekar, Ritesh Agarwal, Rui Wu, Heng-Tze Cheng, Morgane Lustman, Vince Gatto, Paul Covington, et al. 2019. Reinforcement learning for slate-based recommender systems: A tractable decomposition and practical methodology. *arXiv preprint arXiv:1905.12767* (2019).
- [13] Kalervo Järvelin and Jaana Kekäläinen. 2002. Cumulated gain-based evaluation of IR techniques. *ACM Transactions on Information Systems (TOIS)* 20, 4 (2002), 422–446.
- [14] Yoonsuh Jung. 2018. Multiple predicting K-fold cross-validation for model selection. *Journal of Nonparametric Statistics* 30, 1 (2018), 197–215.
- [15] Leslie Pack Kaelbling, Michael L Littman, and Andrew W Moore. 1996. Reinforcement learning: A survey. *Journal of artificial intelligence research* 4 (1996), 237–285.
- [16] Diane Kelly and Jimmy Lin. 2007. Overview of the TREC 2006 ciQA task. In *ACM SIGIR Forum*, Vol. 41. ACM New York, NY, USA, 107–116.
- [17] Rongjia Liu and Zhanxun Dong. 2019. A study of user experience in knowledge-based QA chatbot design. In *International Conference on Intelligent Human Systems Integration*. Springer, 589–593.
- [18] Yinhan Liu, Myle Ott, Naman Goyal, Jingfei Du, Mandar Joshi, Danqi Chen, Omer Levy, Mike Lewis, Luke Zettlemoyer, and Veselin Stoyanov. 2019. Roberta: A robustly optimized bert pretraining approach. *arXiv preprint arXiv:1907.11692* (2019).
- [19] Dhendra Marutho, Sunarna Hendra Handaka, Ekaprana Wijaya, et al. 2018. The determination of cluster number at k-mean using elbow method and purity evaluation on headline news. In *2018 international seminar on application for technology of information and communication*. IEEE, 533–538.
- [20] Shashi Narayan, Shay B Cohen, and Mirella Lapata. 2018. Ranking sentences for extractive summarization with reinforcement learning. *arXiv preprint arXiv:1802.08636* (2018).
- [21] Tri Nguyen, Mir Rosenberg, Xia Song, Jianfeng Gao, Saurabh Tiwary, Rangan Majumder, and Li Deng. 2016. MS MARCO: A human generated machine reading comprehension dataset. In *CoCo@ NIPS*.
- [22] Rodrigo Nogueira and Kyunghyun Cho. 2019. Passage Re-ranking with BERT. *arXiv preprint arXiv:1901.04085* (2019).
- [23] Yifan Qiao, Chenyan Xiong, Zhenghao Liu, and Zhiyuan Liu. 2019. Understanding the Behaviors of BERT in Ranking. *arXiv preprint arXiv:1904.07531* (2019).
- [24] Michael Rawson and Radu Balan. 2021. Convergence Guarantees for Deep Epsilon Greedy Policy Learning. *arXiv preprint arXiv:2112.03376* (2021).
- [25] Stephen Robertson, Hugo Zaragoza, et al. 2009. The probabilistic relevance framework: BM25 and beyond. *Foundations and Trends® in Information Retrieval* 3, 4 (2009), 333–389.
- [26] Tuukka Ruotsalo, Kumaripaba Athukorala, Dorota Głowacka, Ksenia Konyushkova, Antti Oulasvirta, Samuli Kaipiainen, Samuel Kaski, and Giulio Jacucci. 2013. Supporting exploratory search tasks with interactive user modeling. *Proceedings of the American Society for Information Science and Technology* 50, 1 (2013), 1–10.
- [27] Tuukka Ruotsalo, Jaakko Peltonen, Manuel JA Eugster, Dorota Głowacka, Patrik Floréen, Petri Myllymäki, Giulio Jacucci, and Samuel Kaski. 2018. Interactive intent modeling for exploratory search. *ACM Transactions on Information Systems (TOIS)* 36, 4 (2018), 1–46.
- [28] Victor Sanh, Lysandre Debut, Julien Chaumond, and Thomas Wolf. 2019. DistilBERT, a distilled version of BERT: smaller, faster, cheaper and lighter. *arXiv preprint arXiv:1910.01108* (2019).
- [29] Trevor Strohman, Donald Metzler, Howard Turtle, and W Bruce Croft. 2005. Indri: A language model-based search engine for complex queries. In *Proceedings of the international conference on intelligent analysis*, Vol. 2. Citeseer, 2–6.
- [30] Ashish Vaswani, Noam Shazeer, Niki Parmar, Jakob Uszkoreit, Llion Jones, Aidan N Gomez, Łukasz Kaiser, and Illia Polosukhin. 2017. Attention is all you need. *Advances in neural information processing systems* 30 (2017).
- [31] Sven Weinzierl, Matthias Stierle, Sandra Zilker, and Martin Matzner. 2020. A next click recommender system for web-based service analytics with context-aware LSTMs. (2020).
- [32] Thomas Wolf, Lysandre Debut, Victor Sanh, Julien Chaumond, Clement Delangue, Anthony Moi, Pierric Cistac, Tim Rault, Rémi Louf, Morgan Funtowicz, Joe Davison, Sam Shleifer, Patrick von Platen, Clara Ma, Yacine Jernite, Julien Plu, Canwen Xu, Teven Le Scao, Sylvain Gugger, Mariama Drame, Quentin Lhoest, and Alexander M. Rush. 2020. Transformers: State-of-the-Art Natural Language Processing. In *Proceedings of the 2020 Conference on Empirical Methods in Natural Language Processing: System Demonstrations*. Association for Computational Linguistics, Online, 38–45. <https://www.aclweb.org/anthology/2020.emnlp-demos.6>
- [33] Fen Xia, Tie-Yan Liu, Jue Wang, Wensheng Zhang, and Hang Li. 2008. Listwise approach to learning to rank: theory and algorithm. In *Proceedings of the 25th international conference on Machine learning*. 1192–1199.
- [34] Jun Xu and Hang Li. 2007. Adarank: a boosting algorithm for information retrieval. In *Proceedings of the 30th annual international ACM SIGIR conference on Research and development in information retrieval*. 391–398.
- [35] Xiangyu Zhao, Long Xia, Jiliang Tang, and Dawei Yin. 2019. "Deep reinforcement learning for search, recommendation, and online advertising: a survey" by Xiangyu Zhao, Long Xia, Jiliang Tang, and Dawei Yin with Martin Vesely as coordinator. *ACM sigweb newsletter* Spring (2019), 1–15.
- [36] Jianghong Zhou and Eugene Agichtein. 2020. Rlirank: Learning to rank with reinforcement learning for dynamic search. In *Proceedings of The Web Conference 2020*. 2842–2848.
- [37] Jianghong Zhou, Eugene Agichtein, and Surya Kallumadi. 2020. Diversifying Multi-aspect Search Results Using Simpson’s Diversity Index. In *Proceedings of the 29th ACM International Conference on Information & Knowledge Management*. 2345–2348.
- [38] Jianghong Zhou, Sayyed M Zahiri, Simon Hughes, Khalifeh Al Jadda, Surya Kallumadi, and Eugene Agichtein. 2021. De-Biased Modeling of Search Click Behavior with Reinforcement Learning. In *Proceedings of the 44th International ACM SIGIR Conference on Research and Development in Information Retrieval*. 1637–1641.