
Never Train from Scratch: FAIR COMPARISON OF LONG-SEQUENCE MODELS REQUIRES DATA-DRIVEN PRIORS

Ido Amos
Tel Aviv University*

Jonathan Berant
Tel Aviv University

Ankit Gupta
IBM Research

ABSTRACT

Modeling long-range dependencies across sequences is a longstanding goal in machine learning and has led to architectures, such as state space models, that dramatically outperform Transformers on long sequences. However, these impressive empirical gains have been by and large demonstrated on benchmarks (e.g. Long Range Arena), where models are randomly initialized and trained to predict a target label from an input sequence. In this work, we show that random initialization leads to gross overestimation of the differences between architectures and that pretraining with standard denoising objectives, using *only the downstream task data*, leads to dramatic gains across multiple architectures and to very small gaps between Transformers and state space models (SSMs). In stark contrast to prior works, we find vanilla Transformers to match the performance of S4 on Long Range Arena when properly pretrained, and we improve the best reported results of SSMs on the PathX-256 task by 20 absolute points. Subsequently, we analyze the utility of previously-proposed structured parameterizations for SSMs and show they become mostly redundant in the presence of data-driven initialization obtained through pretraining. Our work shows that, when evaluating different architectures on supervised tasks, incorporation of data-driven priors via pretraining is essential for reliable performance estimation, and can be done efficiently.

1 INTRODUCTION

Self-supervised pretraining is now widespread across most areas of machine learning, including NLP, speech, and vision (Touvron et al., 2023; Baevski et al., 2020; Reed et al., 2022). Given a downstream task, it is standard to finetune a pretrained model rather than train “from scratch”, to achieve better performance (Raffel et al., 2019). Conversely, when developing new architectures with better inductive biases for particular skills, for example, for capturing long-range dependencies or for better algorithmic reasoning, it is still common to train on the task data from scratch with random initialization (Tay et al., 2020a; Delétang et al., 2022; Velivckovi’c et al., 2022; Dwivedi et al., 2022). This difference in practice stems not only from the computational overhead required for pretraining on massive datasets, but also to decouple the effects of the pretraining data and allow an apples-to-apples comparison, which would otherwise require a “standard” pretraining corpus for each scenario.

A prime example of the latter scenario is estimating capabilities in modeling long range dependencies in sequences, a setting where Transformers have reported inadequate performance on benchmarks designed as stress tests, such as Long Range Arena (LRA) (Tay et al., 2020a). This inefficacy of Transformers has led to a line of new architectures, suggesting changes to RNNs, CNNs and Transformers themselves, biasing them towards capturing long range dependencies, and achieving impressive performance on LRA, when trained from scratch (Gu et al., 2022a; Gupta et al., 2022a; Li et al., 2022; Ma et al., 2022). However, these results do not align with performance of pretrained Transformers (“foundation models”), that have displayed remarkable performance on tasks involving modeling long range dependencies, such as text summarization, code completion and protein folding, (Touvron et al., 2023; Jumper et al., 2021). Despite the significant progress in long sequence modeling, the reasons for sub-par performance of Transformers on long sequence benchmarks, such as LRA,

*{idoamos@mail.tau.ac.il, joberant@cs.tau.ac.il, ankitgupta.iitkanpur@gmail.com}.

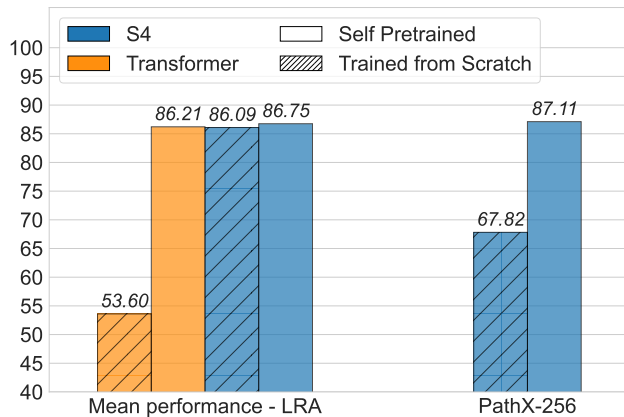


Figure 1: Evaluation of Transformers and S4 on Long Range Arena when trained from scratch vs. when self pretrained.

remains unexplored, while methods achieving competitive performance resort to tailored changes to the architecture (Ma et al., 2022; Zuo et al., 2022).

In this work, we shed light on this discrepancy, showing it stems from inadequate training and evaluation practices, and suggest a simple and efficient solution allowing a proper evaluation. While avoiding pretraining on a large corpus is understandable, training from a random initialization with downstream supervision alone disregards the role of the pretraining objective itself, leading to a different inductive bias than that of a pretrained model. In a recent line of work, El-Nouby et al. (2021); He et al. (2022); Krishna et al. (2023) have demonstrated that, when using denoising objectives, pretraining solely on downstream training data (denoted as *self pretraining*) often leads to gains comparable to the ones from pretraining on large corpora, showing effectiveness on tasks such as image classification, segmentation, text classification, etc. This suggests that, rather than training from scratch, a more realistic estimate of model performance can be obtained via self pretraining (SPT), with SPT acting as a data-driven initialization method, while allowing a fair comparison between methods as only the task data is used.

To demonstrate the importance of the suggested method, we empirically show that priors learned through SPT with denoising objectives are highly effective for learning long range dependencies across several architectures, eliminating the need for complex hand-crafted modeling biases used in current solutions (Gu et al., 2022a; Ma et al., 2022; Li et al., 2022; Orvieto et al., 2023). We primarily study Long Range Arena (LRA), a standard benchmark for long sequence modeling and evaluate multiple SPT models. We show that SPT improves the mean absolute performance of vanilla Transformers by more than 30%, for the first time allowing them to match the state-of-the-art performance on LRA without any architectural changes (Figure 1). This is in stark contrast to prior works where Transformers report significantly lower performance compared to the state-of-the-art.

We study the effectiveness of SPT for State Space models (SSMs), a novel line of architectures using modified linear RNNs as a replacement for attention layers in Transformers. Incorporating a specialized parameterization and initialization of linear RNNs, SSMs such as S4 successfully mitigate the vanishing/exploding gradient issues and reach impressive performance on long sequence tasks, such as LRA (Gu et al., 2022a). We find SPT to also benefit S4 with performance gains in 5 out of 6 LRA tasks. Moreover, with SPT, S4 solves the challenging PathX-256 task, achieving a 20% accuracy improvement compared to training from scratch (Figure 1). Building on these improvements, we study the utility of hand-crafted modeling biases in S4 over simpler linear RNNs, finding that the data-driven priors learned via SPT render most of them redundant (Gupta et al., 2022b). In doing so, we are the first to provide competitive performance with diagonal linear RNNs without any manual modifications (Orvieto et al., 2023).

Our findings show that priors beneficial for capturing distant dependencies can be simply learned from the task data via standard denoising objectives without any intrusive changes to the model. We examine the benefits of SPT across multiple data scales showing them to become even more

pronounced as data becomes relatively scarce. Last, for SSMs, we analyze the convolution kernels learned via SPT to shed light on the learned priors for capturing long-range dependencies. We demonstrate an interesting phenomena in which, depending on the modality, rapidly decaying kernels can lead to improved performance over the slowly decaying ones as used in the native S4 model, further highlighting the utility of learning priors from the data itself (Gu et al., 2020).

Our main contributions can be summarized as follows:

- (i) We show that the reported performance of various architectures on long range benchmarks is grossly underestimated, and suggest an inexpensive data-driven approach to enable accurate evaluation without requiring any additional data.
- (ii) We report large empirical gains over the previously-reported performances on LRA across a range of architectures and, in particular, improve upon the best reported accuracy on the challenging PathX-256 task by 20 absolute points (67 \rightarrow 87).
- (iii) We demonstrate how manually-designed biases become increasingly redundant with pretraining and that, with modern training and evaluation practices, simpler models can often match the performance of sophisticated architectures. We are the first to provide competitive performance on LRA with Transformers and diagonal linear RNNs.

The multi-modal and challenging setup of LRA, along with the scale of improvements due to SPT, advocate the inclusion of a pretraining stage while evaluating models in general, for example when designing architectures for multidimensional inputs (Nguyen et al., 2022), algorithmic reasoning (Diao & Loynd, 2023) or graphs (Shirzad et al., 2023).

Our code & data are available at <https://github.com/IdoAmos/not-from-scratch>.

2 EXPERIMENTAL SETUP

Our experiments center around the evaluation of Transformers and SSMs on the Long Range Arena (LRA) benchmark which was proposed for examining the ability of sequence models to capture long-range dependencies (Tay et al., 2020a). It contains 6 main sequence classification tasks, each being either binary or 10-way sequence classification.

1. ListOps: Each sequence in the dataset is a nested list, with each sublist describing an operation (e.g. MAX, MEAN) to be applied on a set of tokens (Nangia & Bowman, 2018). Evaluation of nested lists are used as a single token in their enclosing list thus requiring the understanding of hierarchical structure, the task is 10-way classification with sequence length of $2K$.

INPUT: [MAX 4 3 [MIN 2 3] 1 0 [MEDIAN 1 5 8 9 2]] **OUTPUT:** 5

2. Text: a character-level version of the IMDb reviews dataset (Maas et al., 2011) for sentiment classification, the task is binary classification with sequence length of up to 2048.
3. Retrieval: a character-level version of the AAN dataset (Radev et al., 2013) for predicting similarity scores of two documents. The task is binary classification with sequence length of up to $4K$, requiring to process $8K$ tokens for evaluation.
4. Image: grayscale CIFAR10 images are flattened as 1D sequences and any explicit 2D inductive bias cannot be used. The task is 10-way classification, with sequence length 1024.
5. Pathfinder, PathX: synthetic 2D visual tasks treated as 1D sequences (similar to Image) for testing tracing capabilities (Linsley et al., 2018; Kim et al., 2020). PathX and Pathfinder are similar tasks that differ in sequence length (1024 vs 16384) and are binary classification.

Apart from the aforementioned tasks, we examine an additional variant of PathX called PathX-256 with sequence length $256^2 = 65536$ and we are the first to report strong results on this task. Besides LRA, we experiment with additional datasets that will be described later in Section 3.7.

Self Pretraining (SPT) We perform SPT with a causal/autoregressive sequence modeling objective for unidirectional models, and a masked sequence modeling objective for bidirectional models, using *only* the downstream task training set. For the visual tasks (Image, Pathfinder, Path-X) the masking

Table 1: **Long Range Arena.** (top) performance of models trained from scratch as reported in Tay et al. (2020a), (bottom) performance of self pretrained (SPT) Transformers of sizes *comparable* to the ones on top. ✗ denotes chance accuracy.

Approach	Listops	Text	Retrieval	Image	Pathfinder	PathX	Avg.
Transformer	36.37	64.27	57.46	42.44	71.40	✗	53.66
Local Attention	15.82	52.98	53.39	41.46	66.63	✗	46.71
Longformer	35.63	62.85	56.89	42.22	69.71	✗	52.88
Linformer	35.70	53.94	52.27	38.56	76.34	✗	51.14
Reformer	37.27	56.10	53.40	38.07	68.50	✗	50.56
BigBird	36.05	64.02	59.29	40.83	74.87	✗	54.17
Linear Trans.	16.13	65.90	53.09	42.34	75.30	✗	50.46
Performer	18.01	65.40	53.82	42.77	77.05	✗	51.18
Transformers + Masked SPT	59.75	89.27	88.64	74.22	88.45	87.73	81.34
Transformers + Causal SPT	59.15	88.81	90.38	76.00	88.49	88.05	81.81

ratio for masked sequence modeling is set to 50% following He et al. (2022), to 15% for language tasks (Text, Retrieval) following Liu et al. (2019), and to 10% for ListOps. For Transformers, we use full attention as default with the hardware-optimized FLASH implementation (Dao et al., 2022). Due to computational constraints, for tasks with sequence length at least 16K we split the input to the attention layer into non-overlapping blocks of size 4096 and allow each block to attend to itself and its neighbour(s).

Our codebase is built on the original S4 repository.¹ For additional experimental details, such as computational resources for SPT and finetuning, please refer to Appendix C.1.

3 RESULTS

In Section 3.1, we perform SPT for LRA tasks using the official model configurations. In Section 3.2, we perform SPT for Transformers and S4. Section 3.3 evaluates the role of design choices in SSMs in the context of SPT. Section 3.4 examines the utility of SPT across data scales and Section 3.5 examines the utility of PT on a large text corpus. Section 3.6 provides an analysis of pretrained SSM kernels and how they relate to current initialization schemes. Section 3.7 contains additional experiments on distinct modalities.

3.1 UNDERESTIMATION OF LONG-RANGE ABILITIES OF TRANSFORMERS

We start by investigating the reliability of the historically-reported model performances on LRA, in the more modern setting of pretraining. Concretely, we repeat the Transformer experiments performed by Tay et al. (2020a), except that we first pretrain the model on the task data and then finetune it. To allow fair comparison with the original results, we strictly follow the model configurations used by Tay et al. (2020a). We experiment with two pretraining objectives: (1) next token prediction for unidirectional models (2) masked token prediction for bidirectional models, varying the masking ratio as detailed in Section 2.

As summarized in Table 1, we find that both pretraining objectives lead to dramatic performance gains for Transformers compared to the conventional practice of training with random initialization, with the average test accuracy increasing by roughly 30%. Both causal and masked pretraining yield similar results even in cases where there are no clear benefits to using a causal model, such as on the visual tasks. Furthermore, even for LISTOPS large performance gains are observed even though, in the original data, the arguments to the list operations are sampled randomly, meaning that inferring missing tokens from the context is rarely possible.

As the experiments are performed with no architectural changes or additional data, the difference in performances can be attributed to the priors learned during SPT, clearly demonstrating its importance for a reliable performance evaluation.

¹<https://github.com/HazyResearch/state-spaces>

Table 2: **Long Range Arena.** Self pretrained (SPT) Transformers and S4 compared to existing trained from scratch models. Average performance (“Avg.”) is reported without PathX-256 to align with prior work. Results for MEGA, SPADE & S4 are taken from original papers with exceptions denoted by †. \times denotes computationally infeasible, \square denotes unreported results.

Approach	Listops	Text	Retrieval	Image	Pathfinder	PathX	PathX-256	Avg.
Transformers + Rotary	47.90	79.08	82.31	75.04	76.64	84.72	\times	74.28
Transformers + Rotary + Masked SPT	61.49	91.02	91.57	86.04	94.16	92.98	\times	86.21
S4 (Gu et al., 2022a)	59.60	86.82	90.90	88.65	94.20	96.35	67.82 [†]	86.09
S4 + Masked SPT	61.25	90.34	88.74	89.36	94.92	96.94	87.11	86.75
SPADE (Zuo et al., 2022)	60.50	90.69	91.17	88.22	96.23	97.60	\square	87.40
MEGA (Ma et al., 2022)	63.14	90.43	91.25	90.44	96.01	97.98	\square	88.21
Pythia 70M (Rand Init)	41.20	69.29	76.45	52.55	74.31	\times	\times	62.76
Pythia 70M	43.05	83.41	84.29	67.41	80.05	\times	\times	68.04

3.2 COMPARING S4 AND TRANSFORMERS

In the above set-up we strictly adhered to the model sizes used by Tay et al. (2020a) and consequently the absolute performances are still low compared to the current state-of-the-art on LRA. In this section, we scale the model sizes and evaluate the utility of SPT for the best performing architectures including S4 (Gu et al., 2022a). For Transformers, we replace the positional embeddings with the more commonly used rotary embeddings (Su et al., 2021) and only train bidirectional models in line with prior works reporting high performance.

As summarized in Table 2, SPT leads to dramatic performance gains for Transformers with performance gains ranging from 8 – 15% across tasks, even surpassing the average performance of a well-tuned S4 (86.2 vs 86.1). SPT Transformers surpass the performance of both trained from scratch and SPT versions of S4 on 3 out of 6 tasks. The results in Table 2 defy current understanding, with prior works citing the sub-par LRA performance of Transformers as a prime motivating factor for new methods. Yet we show that, while architectural developments indeed lead to remarkable performance gains, most of the priors essential to high performance can already be learned from data directly.

In case of S4, while SPT leads to modest gains on most tasks, a substantial gain of 20% is observed on the challenging PathX-256 task with input length of 65K, significantly improving over the best reported performance of 63.1% by (Dao et al., 2022) who, in addition, used extra data from the Pathfinder-64 task.

The additionally reported models, SPADE and MEGA, are Transformer variants that augment the model with a single or several state space layers. SPADE combines the outputs of a frozen S4 layer and local attention in the first block, while MEGA incorporates a learned exponential moving average, an instance of diagonal SSMs, into gated attention blocks. To the best of our knowledge, we are the first to show that purely attention-based methods, without any architectural modifications, can achieve competitive results on LRA. While incorporating SSMs can be important in terms of scalability to longer sequences due to their log-linear complexity with respect to input length, we show that in terms of model performance, pretraining leads to biases that are as effective as manual designs.

An important aspect of SPT is the use of additional compute compared to the trained from scratch baseline and it is natural to investigate if similar gains can be obtained by training from scratch for longer. For all our trained from scratch baselines, we ensured that the validation performance had converged and did not improve for several consecutive epochs. We examine the aspect of the computational overhead of SPT in detail Appendix D, where we show that SPT leads to significant gains, even in the setting where the same amount of compute is used for SPT models and the ones that are trained from scratch.

3.3 THE ROLE OF EXPLICIT PRIORS

We have established that SPT allows for a more reliable evaluation of the actual capabilities of architectures and further improves the performance of SSMs such as S4. Despite its high performance, S4 has a complex design guided by principled theoretical considerations to enable long range signal

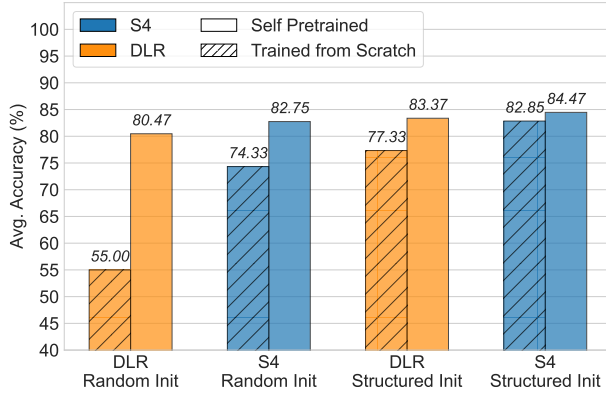


Figure 2: Average performance of models when trained from scratch or self pre-trained, for different sets of initializations prior to pretraining. See Table 7 for per-task results.

propagation, which can explain the small advantage maintained over SPT Transformers, lacking such an inductive bias. In a series of works, various simplifications to S4 have been proposed while maintaining performance. We will now show that SPT allows for an even simpler model (viz. diagonal linear RNN) to match the performance of S4.

We first provide a brief overview of SSMs below and refer to Gu et al. (2022a) for a detailed description. Given an input scalar sequence² u , SSMs follow a linear recurrence generating a hidden state vector \vec{x}_n at timestep n , and produce a scalar output sequence y as

$$\begin{aligned} \vec{x}_n &= \mathbf{A}\vec{x}_{n-1} + \mathbf{B}u_n & \mathbf{A} \in \mathbb{C}^{N \times N}, \mathbf{B} \in \mathbb{C}^{N \times 1} \\ y_n &= \mathbf{C}\vec{x}_n & \mathbf{C} \in \mathbb{C}^{1 \times N} \end{aligned} \quad (1)$$

By unrolling the recurrence across the timesteps, it can be shown that y can be equivalently computed by convolving u with the kernel defined by $K_k = \mathbf{C}^T \mathbf{A}^k \mathbf{B}$. Instead of directly using $\mathbf{A}, \mathbf{B}, \mathbf{C}$ as learnable parameters, S4 uses an alternate parameterization inspired by a theory in continuous time, motivating the transformations:

$$\mathbf{A} = \mathbf{A} - \mathbf{P}\mathbf{Q}^* \quad (2.1)$$

$$\bar{\mathbf{A}} = (\mathbf{I} - \Delta/2 \cdot \mathbf{A})^{-1} (\mathbf{I} + \Delta/2 \cdot \mathbf{A}) \quad (2.2)$$

$$\bar{\mathbf{B}} = (\mathbf{I} - \Delta/2 \cdot \mathbf{A})^{-1} \Delta \mathbf{B} \quad \bar{\mathbf{C}} = \mathbf{C} \quad (2.3)$$

$$\mathbf{K}_k = \bar{\mathbf{C}}^T \bar{\mathbf{A}}^k \bar{\mathbf{B}} \quad (2.4)$$

where $\mathbf{A}, \mathbf{P}, \mathbf{Q}, \mathbf{B}, \mathbf{C}, \Delta$ are learnable parameters and $\mathbf{A} \in \text{Diag}(\mathbb{C}^{N \times N}), \mathbf{P}, \mathbf{Q} \in \mathbb{C}^{N \times 1}$. In addition to this parameterization, S4 uses a principled initialization method aimed towards a slow decay of the kernel (w.r.t. timestep k) in order to facilitate capturing long-range dependencies.

Inspired by the success of S4, Gupta et al. (2022b) proposed a simplification to S4 called Diagonal Linear RNN (DLR) defined as

$$\begin{aligned} \vec{x}_n &= \mathbf{A}\vec{x}_{n-1} + \mathbf{1}u_n & \mathbf{A} \in \text{diag}(\mathbb{C}^{N \times N}) \\ y_n &= \mathbf{C}\vec{x}_n & \mathbf{C} \in \mathbb{C}^{1 \times N} \end{aligned} \quad (3)$$

where $\mathbf{1}$ is the all-ones vector. DLR is significantly simpler to compute compared to S4 and the authors reported it to be as performant as state-of-the-art SSMs on a wide variety of token-level tasks. Hence, it is natural to investigate the conditions under which S4 with its more complex design (eq. 2) can be replaced by the simpler DLR. To that end, we evaluate the performance of DLR and S4 on ListOps, Text, Image and PathX tasks as they are the hardest and represent all modalities in LRA. For each model, we experiment with two sets of initializations: (1) random initialization where the

²When the input is a sequence of vectors, the model is applied to each channel separately and is commonly followed by a FFN to exchange information across channels.

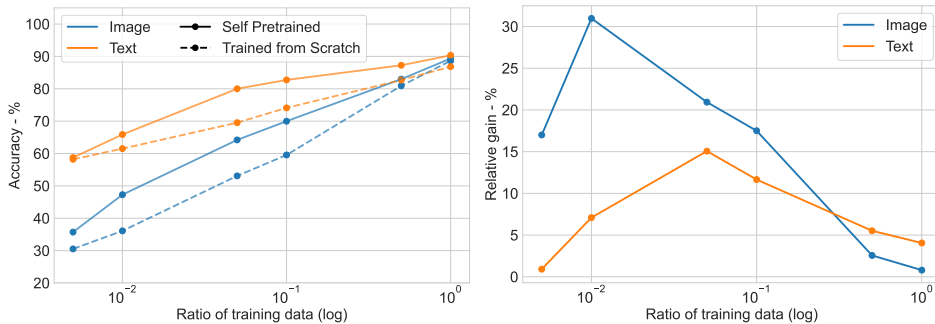


Figure 3: Trained from scratch and self pre-trained (SPT) versions of S4 evaluated on multiple data scales for Image and Text tasks from LRA, originally containing $45K$ and $25K$ samples respectively. (left) absolute performances and (right) relative gains due to SPT over training from scratch.

state space parameters are initialized from a normal distribution with a small standard deviation, and (2) “structured” initialization recommended by the respective authors aimed at capturing long-range dependencies.

The results are summarized in Figure 2 and per-task results are provided in Table 7. We find that, when trained from scratch, with both random and structured initializations, DLR lags behind S4 in terms of average performance (77 vs 83) demonstrating that biases incorporated through the specific initialization and parameterization used in S4 are indeed critical to performance. However, the picture radically changes under SPT – with SPT, DLR outperforms a trained from scratch S4 (83.4 vs 82.8) and is only slightly behind SPT S4 (83.4 vs 84.5). This suggests that the data-driven priors learned through pretraining are almost as effective as the manual biases incorporated in S4.

Results in this section have two additional implications. First, this is the first instance in which vanilla diagonal linear RNNs have been shown to achieve competitive performance on LRA. Prior work by Orvieto et al. (2023) suggested an additional normalization step in the kernel generation on top of a tailor-made initialization to achieve high performance on LRA. Second, while our discussion revolved around SSMs, many subsequent works on designing global convolutions followed similar principles. For example, Li et al. (2022) proposed to generate a decaying convolution kernel from shorter kernels via interpolation, which induces smoothness and can be viewed as a normalization step. Similarly, Fu et al. (2023) applied a global convolution layer that is transformed by a deterministic function to explicitly induce a smoother kernel. Yet our results suggest that these explicit steps are less significant when models are self pre-trained.

3.4 SELF PRETRAINING IS EFFECTIVE ACROSS DATA SCALES

As the priors learned via SPT are data-driven, their efficacy is dependent on the training set itself, which leads us to examine the performance gains as a function of the dataset size. To this end, given a downstream task, we randomly sample a subset of the training set, and study the performance gains for S4 due to SPT under varying sizes of the subset. We restrict the pretraining phase of S4 to a fixed number of update steps across all experiments and finetune until convergence.

As summarized in Figure 3, we uncover an interesting phenomenon; while the relative gains from SPT over the trained from scratch baseline S4 are modest when the full task data is available, they become increasingly significant (and as large as 30%) on smaller data scales. This shows that priors from pretraining are especially effective when training data is scarce and, in the context of previous sections, implies that the incorporation of the pretraining stage is important for model evaluation regardless of dataset size. In Appendix E, we provide a complementary study on the effectiveness of SPT across model sizes, demonstrating that indeed SPT is effective across multiple model scales for both S4 and Transformers.

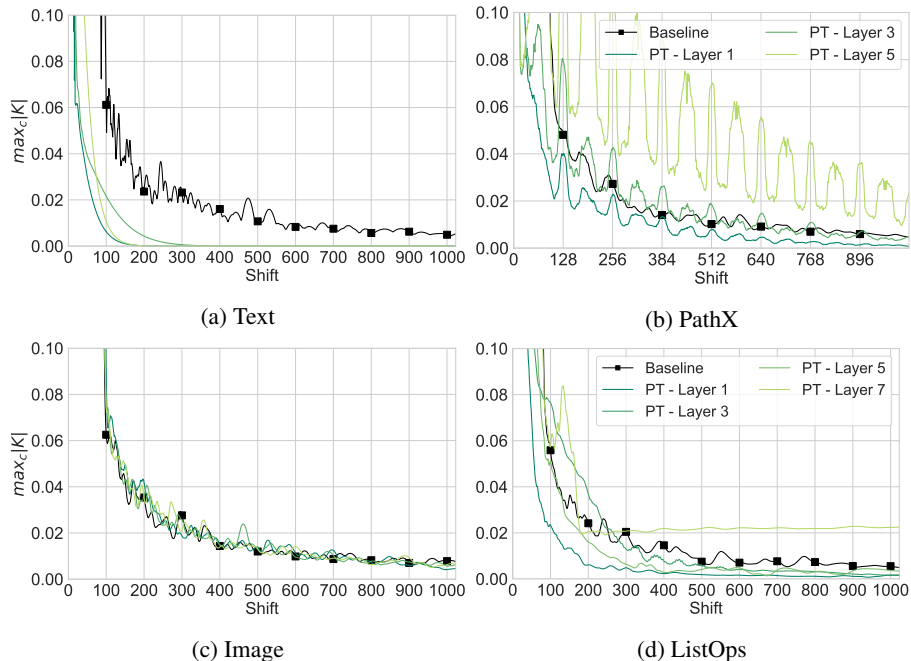


Figure 4: Maximal absolute values of kernels across channels in S4 learned via self pretraining (PT) compared against the standard HiPPO kernels (Baseline). Only odd layers are shown for better visualization.

3.5 PRETRAINING ON TEXT CORPORA

Given the widespread success of pretrained language models and the large gains due to SPT on the LRA tasks (Table 2), it is natural to ask if similar gains could be achieved by finetuning a language model pretrained on a large text corpus. To answer this, we consider Pythia 70M (Biderman et al., 2023), an autoregressive Transformer pretrained on the Pile (Gao et al., 2020) as well as a randomly initialized version with the same architecture, denoted as “Pythia 70M (RandInit)” in Table 2. To be comparable to existing results and due to the formal requirements of the LRA benchmark, we use character/pixel-level tokenization instead of the original BPE tokenizer and the model is required to adapt to the new tokenization during finetuning.

As shown in Table 2, Pythia 70M generally lags behind our trained from scratch Transformer baseline due to the changed tokenization and difference between the pretraining distribution and the downstream tasks. This further highlights the importance of SPT as it allows the model to specifically learn and adapt to the structure and modality of the given task data. However, the performance of Pythia 70M is significantly better than its randomly initialized version Pythia 70M (Rand init) suggesting that pretraining on large text corpora can be beneficial across modalities.

3.6 THEORETICALLY-DERIVED VS DATA-DRIVEN KERNELS

Many high performing models such as SSMs incorporate manually-crafted priors to bias the model towards learning long range dependencies. For example, the initializations used in SSMs such as S4, DSS, S4D, S5 are based on HiPPO theory (Gu et al., 2020), which explicitly determines the decay rate of the convolution kernels over time and provides strong dependence between distant elements in the input sequence. In similar spirit, Li et al. (2022) generate convolution kernels modified with fixed weights aimed towards a slow decay. On the other hand, kernels learned via SPT have no guarantees of a slow decay and depend solely on the input distribution and the pretraining objective.

In this section, we analyze the structure of the convolutional kernels learned via SPT and compare them to the HiPPO-based kernels used to initialize existing SSMs such as S4. The convolution

Table 3: **Additional Experiments.** Performance on Speech Commands (SC), sCIFAR (accuracy) and BIDMC (R2) tasks. Results for trained from scratch S4 taken from Gu et al. (2022a), except for BIDMC (denoted by †) that are reproduced for the more interpretable R2 score.

Approach	SC		sCIFAR	BIDMC		
	Causal	Bi.		HR	RR	SpO2
S4	93.60	96.08	91.13	0.999 †	0.994 †	0.999 †
Transformers	84.55	86.93	79.41	0.998	0.981	0.998
S4 + SPT	95.09	96.52	91.67	0.999	0.990	0.997
Transformers + SPT	86.13	91.49	90.29	0.992	0.956	0.993

operation in S4 has the form

$$y_{c,k} = \sum_{l=0}^k \bar{\mathbf{C}}_c^T \bar{\mathbf{A}}_c^l \bar{\mathbf{B}}_c x_{c,k-l} = \sum_{l=0}^k K_{c,l} \cdot x_{c,k-l} \quad (4)$$

where c is the channel and k is the timestep. Based on this structure, we can estimate the degree of dependence between sequence elements at channel c , l positions apart as $|K_{c,l}|$. For easier interpretation, we take the maximal absolute value over the channels³ as $K_{\max,l} = \max_c |K_{c,l}|$. For a shift l , $K_{\max,l}$ bounds the norm of the derivative of $y_{c,k}$ w.r.t $x_{c,k-l}$ for all positions k and channels c .

We generate kernels for the pretrained S4 models from Section 3.2 (before finetuning) and compare with the ones used in standard S4. Figure 4 plots K_{\max} for the Image, Text, PathX and ListOps, all entailing better performance with the pretrained model (Table 2). We observe that the learned kernels exhibit variable decay rates across the tasks and model layers, in contrast to the fixed decay rate of the data-agnostic HiPPO kernels. In particular, on the Text task the learned kernels are more local compared to HiPPO. For PathX, the vertical grid lines are aligned with the image resolution (128×128) showing high correlation between the underlying 2D structure of the data and the kernel peaks. Overall, Figure 4 further highlights the utility of SPT over data-agnostic initializations that cannot adapt to a local or global structure in a task distribution.

3.7 ADDITIONAL EXPERIMENTS

In addition to LRA, we also tested the utility of SPT on 3 additional datasets, encompassing 2 additional natural data modalities, described as follows:

- **Speech Commands (SC)** Raw speech waveforms of length $16K$ used in a 35-way classification task (Warden, 2018). We test both causal and bidirectional models following Gu et al. (2022b).
- **sCIFAR** Sequential CIFAR-10 dataset using RGB channels as features. This is similar to the Image task from LRA that uses grayscale images, except that here richer features are used.
- **BIDMC** A suite of 3 regression tasks, requiring to predict respiratory rate (RR), heart rate (HR) and blood oxygen saturation (SpO2) from EKG and PPG signals of length $4K$ each.

The results shown in Table 3, with additional details in Appendix C.3, further strengthen the claims made throughout this work. On both SC and sCIFAR tasks, SPT leads to large performance gains for Transformers and modest gains for S4. The gaps between trained from scratch Transformer and S4 are substantially narrowed with SPT. On the SC task, SPT leads to a large 5% improvement for Transformers and we observe the performance gap between causal and bidirectional variants of S4 to be mitigated with SPT. A similar, but not identical, observation is made in section 3.1 where masked and causal SPT lead to very similar results on all LRA tasks.

On the sCIFAR task, SPT leads to a dramatic 11% improvement for Transformers, nearly matching the performance of S4 (90.3 vs 91.7) and again pointing towards a sub-optimal evaluation when

³since the model is bidirectional there are two sets of kernels, left to right, and right to left. We take the maximum over both.

only training from scratch. On BIDMC, the performances of both Transformer and S4 baselines are already close to perfect and it is hard to observe any meaningful improvements due to SPT.

In general, our results suggest that similar under-estimation of model performances might also be prevalent in other scenarios where training from scratch is standard (Delétang et al., 2022; Velivckovi’c et al., 2022; Dwivedi et al., 2022).

REFERENCES

- Mahmoud Assran, Quentin Duval, Ishan Misra, Piotr Bojanowski, Pascal Vincent, Michael Rabbat, Yann LeCun, and Nicolas Ballas. Self-supervised learning from images with a joint-embedding predictive architecture. In *2023 IEEE/CVF Conference on Computer Vision and Pattern Recognition (CVPR)*, pp. 15619–15629. IEEE, 6 2023. doi: 10.1109/cvpr52729.2023.01499. URL <https://arxiv.org/pdf/2301.08243>.
- Alexei Baevski, Henry Zhou, Abdel-rahman Mohamed, and Michael Auli. wav2vec 2.0: A framework for self-supervised learning of speech representations. In Hugo Larochelle, Marc’Aurelio Ranzato, Raia Hadsell, Maria-Florina Balcan, and Hsuan-Tien Lin (eds.), *Advances in Neural Information Processing Systems 33: Annual Conference on Neural Information Processing Systems 2020, NeurIPS 2020, December 6-12, 2020, virtual*, volume abs/2006.11477, 6 2020. URL <https://proceedings.neurips.cc/paper/2020/hash/92d1e1eb1cd6f9fba3227870bb6d7f07-Abstract.html>.
- Stella Biderman, Hailey Schoelkopf, Quentin Anthony, Herbie Bradley, Kyle O’Brien, Eric Hallahan, Mohammad Aflah Khan, Shivanshu Purohit, USVSN Sai Prashanth, Edward Raff, Aviya Skowron, Lintang Sutawika, and Oskar van der Wal. Pythia: A suite for analyzing large language models across training and scaling. In *International Conference on Machine Learning, ICML 2023, 23-29 July 2023, Honolulu, Hawaii, USA*, volume abs/2304.01373, pp. 2397–2430. PMLR, 4 2023. URL <https://proceedings.mlr.press/v202/biderman23a.html>.
- Tri Dao, Daniel Y. Fu, Stefano Ermon, Atri Rudra, and Christopher Ré. Flashattention: Fast and memory-efficient exact attention with io-awareness. In Sanmi Koyejo, S. Mohamed, A. Agarwal, Danielle Belgrave, K. Cho, and A. Oh (eds.), *Advances in Neural Information Processing Systems 35: Annual Conference on Neural Information Processing Systems 2022, NeurIPS 2022, New Orleans, LA, USA, November 28 - December 9, 2022*, volume abs/2205.14135, 5 2022. doi: 10.48550/arxiv.2205.14135. URL http://papers.nips.cc/paper_files/paper/2022/hash/67d57c32e20fd0a7a302cb81d36e40d5-Abstract-Conference.html.
- Grégoire Delétang, Anian Ruoss, Jordi Grau-Moya, Tim Genewein, Li Kevin Wenliang, Elliot Catt, Chris Cundy, Marcus Hutter, Shane Legg, Joel Veness, and Pedro A. Ortega. Neural networks and the chomsky hierarchy. In *The Eleventh International Conference on Learning Representations, ICLR 2023, Kigali, Rwanda, May 1-5, 2023*, volume abs/2207.02098. OpenReview.net, 7 2022. doi: 10.48550/arxiv.2207.02098. URL <https://openreview.net/pdf?id=WbxHAzkeQcn>.
- Cameron Diao and Ricky Loynd. Relational attention: Generalizing transformers for graph-structured tasks. In *The Eleventh International Conference on Learning Representations, 2023*. URL <https://openreview.net/forum?id=cFuMmbWiN6>.
- Vijay Prakash Dwivedi, Ladislav Rampásek, Mikhail Galkin, Ali Parviz, Guy Wolf, Anh Tuan Luu, and Dominique Beaini. Long range graph benchmark. In Sanmi Koyejo, S. Mohamed, A. Agarwal, Danielle Belgrave, K. Cho, and A. Oh (eds.), *Advances in Neural Information Processing Systems 35: Annual Conference on Neural Information Processing Systems 2022, NeurIPS 2022, New Orleans, LA, USA, November 28 - December 9, 2022*, volume abs/2206.08164, 6 2022. doi: 10.48550/arxiv.2206.08164. URL http://papers.nips.cc/paper_files/paper/2022/hash/8c3c666820ea055a77726d666fc7d447f-Abstract-Datasets_and_Benchmarks.html.
- Alaaeldin El-Nouby, Gautier Izacard, Hugo Touvron, Ivan Laptev, Hervé Jegou, and Edouard Grave. Are large-scale datasets necessary for self-supervised pre-training? *arXiv.org*, abs/2112.10740, 12 2021. ISSN 2331-8422. URL <https://arxiv.org/abs/2112.10740>.

-
- Daniel Y. Fu, Elliot L. Epstein, Eric Nguyen, Armin W. Thomas, Michael Zhang, Tri Dao, Atri Rudra, and Christopher Ré. Simple hardware-efficient long convolutions for sequence modeling. In Andreas Krause 0001, Emma Brunskill, KyungHyun Cho, Barbara Engelhardt, Sivan Sabato, and Jonathan Scarlett (eds.), *International Conference on Machine Learning, ICML 2023, 23-29 July 2023, Honolulu, Hawaii, USA*, volume abs/2302.06646, pp. 10373–10391. PMLR, 2023. doi: 10.48550/arxiv.2302.06646. URL <https://proceedings.mlr.press/v202/fu23a.html>.
- Leo Gao, Stella Biderman, Sid Black, Laurence Golding, Travis Hoppe, Charles Foster, Jason Phang, Horace He, Anish Thite, Noa Nabeshima, Shawn Presser, and Connor Leahy. The pile: An 800gb dataset of diverse text for language modeling. volume abs/2101.00027, 12 2020. URL <https://arxiv.org/abs/2101.00027>.
- Albert Gu, Tri Dao, Stefano Ermon, Atri Rudra, and Christopher Re. Hippo: Recurrent memory with optimal polynomial projections. In Hugo Larochelle, Marc’Aurelio Ranzato, Raia Hadsell, Maria-Florina Balcan, and Hsuan-Tien Lin (eds.), *Advances in Neural Information Processing Systems 33: Annual Conference on Neural Information Processing Systems 2020, NeurIPS 2020, December 6-12, 2020, virtual*, volume abs/2008.07669, 8 2020. URL <https://proceedings.neurips.cc/paper/2020/hash/102f0bb6efb3a6128a3c750dd16729be-Abstract.html>.
- Albert Gu, Karan Goel, and Christopher Ré. Efficiently modeling long sequences with structured state spaces. In *The Tenth International Conference on Learning Representations, ICLR 2022, Virtual Event, April 25-29, 2022*. OpenReview.net, 2022a. URL <https://openreview.net/forum?id=uYLFoz1v1AC>.
- Albert Gu, Ankit Gupta, Karan Goel, and Christopher Ré. On the parameterization and initialization of diagonal state space models. In Sanmi Koyejo, S. Mohamed, A. Agarwal, Danielle Belgrave, K. Cho, and A. Oh (eds.), *Advances in Neural Information Processing Systems 35: Annual Conference on Neural Information Processing Systems 2022, NeurIPS 2022, New Orleans, LA, USA, November 28 - December 9, 2022*, volume abs/2206.11893, 6 2022b. doi: 10.48550/arxiv.2206.11893. URL http://papers.nips.cc/paper_files/paper/2022/hash/e9a32fade47b906de908431991440f7c-Abstract-Conference.html.
- Ankit Gupta, Albert Gu, and Jonathan Berant. Diagonal state spaces are as effective as structured state spaces. In Sanmi Koyejo, S. Mohamed, A. Agarwal, Danielle Belgrave, K. Cho, and A. Oh (eds.), *Advances in Neural Information Processing Systems 35: Annual Conference on Neural Information Processing Systems 2022, NeurIPS 2022, New Orleans, LA, USA, November 28 - December 9, 2022*, volume abs/2203.14343, 3 2022a. doi: 10.48550/arxiv.2203.14343. URL http://papers.nips.cc/paper_files/paper/2022/hash/9156b0f6dfa9bbd18c79cc459ef5d61c-Abstract-Conference.html.
- Ankit Gupta, Harsh Mehta, and Jonathan Berant. Simplifying and understanding state space models with diagonal linear rnns. *arXiv.org*, abs/2212.00768, 12 2022b. ISSN 2331-8422. doi: 10.48550/arxiv.2212.00768. URL <https://doi.org/10.48550/arXiv.2212.00768>.
- Kaiming He, Xinlei Chen, Saining Xie, Yanghao Li, Piotr Dollar, and Ross Girshick. Masked autoencoders are scalable vision learners. In *2022 IEEE/CVF Conference on Computer Vision and Pattern Recognition (CVPR)*, pp. 15979–15988. IEEE, 6 2022. doi: 10.1109/cvpr52688.2022.01553. URL <https://arxiv.org/pdf/2111.06377>.
- John Jumper, Richard Evans, Alexander Pritzel, Tim Green, Michael Figurnov, Olaf Ronneberger, Kathryn Tunyasuvunakool, Russ Bates, Augustin Žídek, Anna Potapenko, Alex Bridgland, Clemens Meyer, Simon A. A. Kohl, Andrew J. Ballard, Andrew Cowie, Bernardino Romera-Paredes, Stanislav Nikolov, Rishub Jain, Jonas Adler, Trevor Back, Stig Petersen, David Reiman, Ellen Clancy, Michal Zielinski, Martin Steinegger, Michalina Pacholska, Tamas Berghammer, Sebastian Bodenstein, David Silver, Oriol Vinyals, Andrew W. Senior, Koray Kavukcuoglu, Pushmeet Kohli, and Demis Hassabis. Highly accurate protein structure prediction with alphafold. *Nature*, 596(7873):583–589, 8 2021. ISSN 0028-0836. doi: 10.1038/s41586-021-03819-2. URL <https://www.nature.com/articles/s41586-021-03819-2.pdf>.

-
- Junkyung Kim, Drew Linsley, Kalpit Thakkar, and Thomas Serre. Disentangling neural mechanisms for perceptual grouping. In *8th International Conference on Learning Representations, ICLR 2020, Addis Ababa, Ethiopia, April 26-30, 2020*. OpenReview.net, 2020. URL <https://openreview.net/forum?id=HJxrVA4FDS>.
- Kundan Krishna, Saurabh Garg, Jeffrey Bigham, and Zachary Lipton. Downstream datasets make surprisingly good pretraining corpora. In Anna Rogers, Jordan L. Boyd-Graber, and Naoaki Okazaki (eds.), *Proceedings of the 61st Annual Meeting of the Association for Computational Linguistics (Volume 1: Long Papers)*, volume abs/2209.14389, pp. 12207–12222. Association for Computational Linguistics, 9 2023. doi: 10.18653/v1/2023.acl-long.682. URL <https://doi.org/10.18653/v1/2023.acl-long.682>.
- Mike Lewis, Yinhan Liu, Naman Goyal, Marjan Ghazvininejad, Abdelrahman Mohamed, Omer Levy, Veselin Stoyanov, and Luke Zettlemoyer. BART: Denoising sequence-to-sequence pre-training for natural language generation, translation, and comprehension. In *Proceedings of the 58th Annual Meeting of the Association for Computational Linguistics*, pp. 7871–7880, Online, July 2020. Association for Computational Linguistics. URL <https://aclanthology.org/2020.acl-main.703>.
- Yuhong Li, Tianle Cai, Yi Zhang, Deming Chen, and Debadepta Dey. What makes convolutional models great on long sequence modeling? In *The Eleventh International Conference on Learning Representations, ICLR 2023, Kigali, Rwanda, May 1-5, 2023*, volume abs/2210.09298. OpenReview.net, 10 2022. doi: 10.48550/arxiv.2210.09298. URL <https://openreview.net/pdf?id=TGJSPbRpJX->.
- Drew Linsley, Junkyung Kim, Vijay Veerabadrán, Charles Windolf, and Thomas Serre. Learning long-range spatial dependencies with horizontal gated recurrent units. In Samy Bengio, Hanna M. Wallach, Hugo Larochelle, Kristen Grauman, Nicolò Cesa-Bianchi, and Roman Garnett (eds.), *Advances in Neural Information Processing Systems 31: Annual Conference on Neural Information Processing Systems 2018, NeurIPS 2018, December 3-8, 2018, Montréal, Canada*, pp. 152–164, 2018. URL <https://proceedings.neurips.cc/paper/2018/hash/ec8956637a99787bd197eacd77acce5e-Abstract.html>.
- Yinhan Liu, Myle Ott, Naman Goyal, Jingfei Du, Mandar Joshi, Danqi Chen, Omer Levy, Mike Lewis, Luke Zettlemoyer, and Veselin Stoyanov. Roberta: A robustly optimized bert pretraining approach. *arXiv.org*, abs/1907.11692, 7 2019. ISSN 2331-8422. URL <http://arxiv.org/abs/1907.11692>.
- Xuezhe Ma, Chunting Zhou, Xiang Kong, Junxian He, Liangke Gui, Graham Neubig, Jonathan May, and Luke Zettlemoyer. Mega: Moving average equipped gated attention. In *The Eleventh International Conference on Learning Representations, ICLR 2023, Kigali, Rwanda, May 1-5, 2023*, volume abs/2209.10655. OpenReview.net, 9 2022. doi: 10.48550/arxiv.2209.10655. URL <https://openreview.net/pdf?id=qNLe3iq2E1>.
- Andrew L. Maas, Raymond E. Daly, Peter T. Pham, Dan Huang, Andrew Y. Ng, and Christopher Potts. Learning word vectors for sentiment analysis. In *Proceedings of the 49th Annual Meeting of the Association for Computational Linguistics: Human Language Technologies*, pp. 142–150. Association for Computational Linguistics, 2011. URL <https://www.aclweb.org/anthology/P11-1015>.
- Nikita Nangia and Samuel Bowman. ListOps: A diagnostic dataset for latent tree learning. In *Proceedings of the 2018 Conference of the North American Chapter of the Association for Computational Linguistics: Student Research Workshop*, pp. 92–99. Association for Computational Linguistics, 2018. doi: 10.18653/v1/N18-4013. URL <https://www.aclweb.org/anthology/N18-4013>.
- Eric Nguyen, Karan Goel, Albert Gu, Gordon Downs, Preety Shah, Tri Dao, Stephen Baccus, and Christopher Ré. S4nd: Modeling images and videos as multidimensional signals with state spaces. *Advances in neural information processing systems*, 35:2846–2861, 2022.
- Antonio Orvieto, Samuel L Smith, Albert Gu, Anushan Fernando, Caglar Gulcehre, Razvan Pascanu, and Soham De. Resurrecting recurrent neural networks for long sequences. In Andreas Krause 0001,

-
- Emma Brunskill, KyungHyun Cho, Barbara Engelhardt, Sivan Sabato, and Jonathan Scarlett (eds.), *International Conference on Machine Learning, ICML 2023, 23-29 July 2023, Honolulu, Hawaii, USA*, volume abs/2303.06349, pp. 26670–26698. PMLR, 3 2023. doi: 10.48550/arxiv.2303.06349. URL <https://proceedings.mlr.press/v202/orvieto23a.html>.
- Dragomir R. Radev, Pradeep Muthukrishnan, Vahed Qazvinian, and Amjad Abu-Jbara. The ACL anthology network corpus. *Language Resources and Evaluation*, 47:919–944, 2013.
- Alec Radford, Jeff Wu, Rewon Child, David Luan, Dario Amodei, and Ilya Sutskever. Language models are unsupervised multitask learners. 2019.
- Colin Raffel, Noam Shazeer, Adam Roberts, Katherine Lee, Sharan Narang, Michael Matena, Yanqi Zhou, Wei Li, and Peter J. Liu. Exploring the limits of transfer learning with a unified text-to-text transformer. *Journal of machine learning research*, abs/1910.10683:140:1–140:67, 10 2019. ISSN 1532-4435. URL <http://jmlr.org/papers/v21/20-074.html>.
- Scott Reed, Konrad Zolna, Emilio Parisotto, Sergio Gomez Colmenarejo, Alexander Novikov, Gabriel Barth-Maron, Mai Gimenez, Yury Sulsky, Jackie Kay, Jost Tobias Springenberg, Tom Eccles, Jake Bruce, Ali Razavi, Ashley D. Edwards, Nicolas Manfred Otto Heess, Yutian Chen, Raia Hadsell, Oriol Vinyals, Mahyar Bordbar, and Nando de Freitas. A generalist agent. *Trans. Mach. Learn. Res.*, 2022, 2022.
- Hamed Shirzad, Ameya Velingker, B. Venkatachalam, Danica J. Sutherland, and Ali Kemal Sinop. Exphormer: Sparse transformers for graphs. In *International Conference on Machine Learning*, 2023.
- Jimmy T.H. Smith, Andrew Warrington, and Scott Linderman. Simplified state space layers for sequence modeling. In *The Eleventh International Conference on Learning Representations*, 2023. URL <https://openreview.net/forum?id=Ai8Hw3AXqks>.
- Jianlin Su, Yu Lu, Shengfeng Pan, Ahmed Murtadha, Bo Wen, and Yunfeng Liu. Roformer: Enhanced transformer with rotary position embedding. *arXiv.org*, abs/2104.09864, 4 2021. ISSN 2331-8422. URL <https://arxiv.org/abs/2104.09864>.
- Yi Tay, Mostafa Dehghani, Samira Abnar, Yikang Shen, Dara Bahri, Philip Pham, Jinfeng Rao, Liu Yang, Sebastian Ruder, and Donald Metzler. Long range arena: A benchmark for efficient transformers. In *9th International Conference on Learning Representations, ICLR 2021, Virtual Event, Austria, May 3-7, 2021*, volume abs/2011.04006. OpenReview.net, 11 2020a. URL <https://openreview.net/forum?id=qVyeW-grC2k>.
- Yi Tay, Mostafa Dehghani, Dara Bahri, and Donald Metzler. Efficient transformers: A survey. *ACM Computing Surveys*, 55:1 – 28, 2020b.
- Hugo Touvron, Louis Martin, Kevin Stone, Peter Albert, Amjad Almahairi, Yasmine Babaei, Nikolay Bashlykov, Soumya Batra, Prajjwal Bhargava, Shruti Bhosale, Dan Bikel, Lukas Blecher, Cristian Canton Ferrer, Moya Chen, Guillem Cucurull, David Esiobu, Jude Fernandes, Jeremy Fu, Wenyin Fu, Brian Fuller, Cynthia Gao, Vedanuj Goswami, Naman Goyal, Anthony Hartshorn, Saghar Hosseini, Rui Hou, Hakan Inan, Marcin Kardas, Viktor Kerkez, Madian Khabsa, Isabel Kloumann, Artem Korenev, Punit Singh Koura, Marie-Anne Lachaux, Thibaut Lavril, Jenya Lee, Diana Liskovich, Yinghai Lu, Yuning Mao, Xavier Martinet, Todor Mihaylov, Pushkar Mishra, Igor Molybog, Yixin Nie, Andrew Poulton, Jeremy Reizenstein, Rashi Rungta, Kalyan Saladi, Alan Schelten, Ruan Silva, Eric Michael Smith, Ranjan Subramanian, Xiaoqing Ellen Tan, Binh Tang, Ross Taylor, Adina Williams, Jian Xiang Kuan, Puxin Xu, Zheng Yan, Iliyan Zarov, Yuchen Zhang, Angela Fan, Melanie Kambadur, Sharan Narang, Aurelien Rodriguez, Robert Stojnic, Sergey Edunov, and Thomas Scialom. Llama 2: Open foundation and fine-tuned chat models. *arXiv.org*, abs/2307.09288, 7 2023. ISSN 2331-8422. doi: 10.48550/arxiv.2307.09288. URL <https://doi.org/10.48550/arXiv.2307.09288>.
- Petar Velivckovi'c, Adrià Puigdomènech Badia, David Budden, Razvan Pascanu, Andrea Bannino, Mikhail Dashevskiy, Raia Hadsell, and Charles Blundell. The clrs algorithmic reasoning benchmark. In *International Conference on Machine Learning*, 2022. URL <https://api.semanticscholar.org/CorpusID:249210177>.

Pete Warden. Speech commands: A dataset for limited-vocabulary speech recognition. *ArXiv*, abs/1804.03209, 2018.

Simiao Zuo, Xiaodong Liu, Jian Jiao, Denis Charles, Eren Manavoglu, Tuo Zhao, and Jianfeng Gao. Efficient long sequence modeling via state space augmented transformer. *arXiv.org*, abs/2212.08136, 12 2022. ISSN 2331-8422. doi: 10.48550/arxiv.2212.08136. URL <https://doi.org/10.48550/arXiv.2212.08136>.

A RELATED WORK

Modeling Long Range Dependencies Evaluation of long-sequence models commonly includes the LRA benchmark (Tay et al., 2020a), a suite of tasks demonstrating the inefficacy of various efficient Transformers on long sequences, (Tay et al., 2020b). The first to obtain high performance on LRA was the S4 model (Gu et al., 2022a), an instance of linear RNNs augmented according to a complementary theory in continuous time (Gu et al., 2020; 2022b). Following S4, multiple works have proposed simplifications to S4 (Gupta et al., 2022a; Gu et al., 2022b; Smith et al., 2023; Orvieto et al., 2023) or augmentations to other common architectures (Li et al., 2022; Fu et al., 2023; Ma et al., 2022; Zuo et al., 2022), aimed at replicating biases observed in S4 and achieving similar performance on LRA. Common to all of the above is that evaluation on the tasks is done from a random initialization and thus does not encompass the biases from a various pretraining objectives, and specifically denoising. In Gupta et al. (2022b), the authors examine diagonal linear RNNs and Transformers on a set of long range tasks with dense (token-level) supervision but do not evaluate on LRA.

Pretraining with Downstream Data Pretraining prior to evaluation is already the best practice in many domains and is usually performed using upstream corpora that are much larger than the intended downstream task. While various objectives could be used for pretraining (Lewis et al., 2020; Baeviski et al., 2020; Assran et al., 2023) we focused on the typical causal and masked language modeling objectives (Radford et al., 2019; Liu et al., 2019). El-Nouby et al. (2021) were the first to show that self-supervised pretraining on the downstream task data alone can often match performance of supervised ImageNet pretraining, for object detection and segmentation tasks. In Krishna et al. (2023), the authors provide a similar study on NLP tasks, showing multiple instances in which pretraining on the task data performs comparably to off-the-shelf models pretrained on large text corpora.

B CONCLUSIONS

In this work, we argued against the common practice of training models from scratch to evaluate their performance on long range tasks and suggested an efficient and effective solution to mitigate this issue – self-supervised pretraining on the task data itself. Through a comprehensive array of experiments, we showed that our method consistently leads to dramatically improved performance for multiple architectures across data scales, and allows simpler models to match the performance of complex ones. Our work stresses the need to account for the pretraining stage while designing and evaluating novel architectures in the future.

C APPENDIX

C.1 ADDITIONAL EXPERIMENT DETAILS & HYPER-PARAMETERS

We provide additional implementation notes and hyper-parameters for reproduction purposes. For all experiments listed in the main text, pretraining is performed either with cross-entropy (CE) or L1 loss, and the normalization layer for Transformers always uses LayerNorm in the PreNorm setting. When finetuning a pretrained model we use the checkpoint matching highest validation accuracy / R2 score for CE / L1 loss respectively, and perform a search over a small grid of learning rates and batch sizes with log spacing, e.g. (1e-3 5e-4 1e-4) and (8 32 128), with values for best performance reported in Table C.1.

Our experiments were performed on NVIDIA 3090 and V100 GPUs. All models were trained for a maximum of either 200 epochs or 24h on a single GPU (whichever comes first) for pre-training and fine-tuning, with exceptions for Transformers on PathX & Speech Commands experiments that were trained for a maximum of 5 days on 4 GPUs, and Pythia experiments that were trained for a maximum of 2 days on 4 GPUs. When detailing learning rates for State Space models, learning rates for parameters of the State Space layer itself are set differently to predefined values, we always use values provided by respective authors (Gu et al., 2022a; Gupta et al., 2022b).

Additional specifications such as learning rate schedules and optimizers can be found in our repository.

C.1.1 UNDERESTIMATION OF LONG-RANGE ABILITIES OF TRANSFORMERS

Model hyper-parameters (e.g. model size, num. layers, num. attention heads etc.) and model configuration (classification head, normalization layer type etc.) are similar to those listed in Appendix A in (Tay et al., 2020a) and provided here in Table 4, with the main exception being the pooling method across sequence dimension during finetuning. We use mean-pooling, max-pooling or the last element of the sequence, instead of using a [CLS] token, as done in Tay et al. (2020a). The choice of pooling method for SPT models had most impact on the PathX tasks, but varying across max/mean/last pooling with trained-from-scratch Transformers did not exceed random performance, same as Tay et al. (2020b).

C.1.2 COMPARING S4 AND TRANSFORMERS

As listed in the main text, in this section there are discrepancies between model sizes of Transformers and S4. For Text & ListOps, the models in official repository of Gu et al. (2022a) are smaller than the Transformers used in LRA, we tried larger S4 models (from scratch and SPT) matching the Transformer in parameter count which did not result in better performance. For hyper-parameters of S4 models we refer to Gu et al. (2022a) - Appendix D.2 Table 11, and Table 5 for results of our grid searches. Hyper-parameters of Transformers can be found in Table 4. For the PathX-256 task we use the same configuration as PathX, changing the pooling method again from Mean to Max. For pretraining we use learning rate 1e-3, batch size 8 and batch size 64 for fine tuning with the same learning rate, the trained from scratch model's learning rate is 1e-4 with batch size 16.

C.1.3 THE ROLE OF EXPLICIT PRIORS

S4 models follow the setup described in C.1.2 for structured and random initialization, with results for grid searches in Table 5. For DLR (Gupta et al., 2022b), we use the official implementation⁴, and set the State Space layer parameter as the default, with state size 1024. For the remaining hyper-parameters (model size, num. layers, weight decay) we use the same values as S4, with the exception of the normalization layer that is fixed to LayerNorm. For the random initialization, we reset all model parameter value to random normal values and standard deviation 0.1. For all experiments on PathX we use Max-pooling on the final sequence representation, which we found helpful for optimization.

C.1.4 SELF PRETRAINING IS EFFECTIVE ACROSS DATA SCALES

Experiments in this section use similar hyper-parameters to Table 5. For data restriction, we use fractions of the entire training set: (Num. Train Samples) \times {0.005, 0.01, 0.05, 0.1, 0.5, 1.0}.

The subsets are inclusive, meaning smaller fractions are contained in bigger ones, to avoid biases from difficult sampled subsets. For experiments on Text we pretrain all models for 40K pretraining steps and finetune the checkpoint with best performance on the validation set until convergence. For Image we pretrain all models for 10K step and finetune similarly. The learning rate and batch sizes are fixed across all subsample experiments, on Text we use batch size 8 and learning rate 5e-4 for pretraining and 16, 5e-4 for finetuning, for the trained from scratch model we use batch size 16 and learning rates 1e-3, 5e-4 and use the model with best performance on the validation set. For Image we use batch size 50 for all experiments, learning rate 1e-2 for pretraining, and learning rate to 2e-3 for finetuning and training from scratch.

⁴<https://github.com/ag1988/dlr>

Table 4: hyper-parameters for Transformers in all sections, section 3.1 (denoted by †), where 2 values are listed the 2nd value was used for pretraining, e.g. (FT, PT). LR - Learning Rate, BSZ - Batch Size, WD - Weight Decay

ListOps	Features	Depth	Num Attn. Heads	FF size	Pooling	LR	BSZ	WD	PT Loss
Transformer + Masked SPT†	512	6	8	1024	Mean	1e-4, 1e-3	64,128	0.1	CE
Transformer + Causal SPT†	512	6	8	1024	Last	5e-4, 5e-4	128,32	0.1	CE
Transformer + Rotary + Masked SPT	512	6	8	1024	Mean	1e-4, 1e-3	64,256	0.05	CE
Text	Features	Depth	Num Attn. Heads	FF size	Pooling	LR	BSZ	WD	PT Loss
Transformer + Masked SPT†	512	6	8	1024	Mean	1e-4, 5e-4	64,32	0.1	CE
Transformer + Causal SPT†	512	6	8	1024	Mean	1e-4, 1e-3	64,32	0.1	CE
Transformer + Rotary + Masked SPT	512	6	8	1024	Mean	5e-4, 5e-4	64,8	0.1	CE
Retrieval	Features	Depth	Num Attn. Heads	FF size	Pooling	LR	BSZ	WD	PT Loss
Transformer + Masked SPT†	128	4	4	512	Mean	5e-4, 5e-3	16,32	0	CE
Transformer + Causal SPT†	128	4	4	512	Mean	1e-3, 5e-3	48,32	0	CE
Transformer + Rotary + Masked SPT	128	6	4	512	Mean	5e-4, 5e-3	16,32	0	CE
Image	Features	Depth	Num Attn. Heads	FF size	Pooling	LR	BSZ	WD	PT Loss
Transformer + Masked SPT†	64	3	4	128	Max	1e-3, 1e03	16,32	0	L1
Transformer + Causal SPT†	64	3	4	128	Max	1e-3, 5e-3	32,32	0	L1
Transformer + Rotary + Masked SPT	256	6	4	512	Mean	1e-3, 1e-3	64,32	0	L1
Pathfinder	Features	Depth	Num Attn. Heads	FF size	Pooling	LR	BSZ	WD	PT Loss
Transformer + Masked SPT†	128	4	8	128	Mean	5e-4, 1e-3	16,16	0	CE
Transformer + Masked SPT†	128	4	8	128	Mean	1e-3, 1e-3	256,128	0	CE
Transformer + Rotary + Masked SPT	128	6	4	512	Mean	5e-4, 1e-3	64,32	0	CE
PathX	Features	Depth	Num Attn. Heads	FF size	Pooling	LR	BSZ	WD	PT Loss
Transformer + Masked SPT†	128	4	8	128	Max	5e-4, 5e-4	32,8	0	CE
Transformer + Masked SPT†	128	4	8	128	Max	5e-4, 1e-3	256,8	0	CE
Transformer + Rotary + Masked SPT	128	5	4	512	Max	5e-4, 1e-3	32,8	0	CE
SC	Features	Depth	Num Attn. Heads	FF size	Pooling	LR	BSZ	WD	PT Loss
Transformer + Rotary + Masked SPT	128	4	4	128	Max	1e-3, 1e-3	256,8	0	L1
Transformer + Rotary + Causal SPT	128	4	4	128	Max	1e-3, 1e-3	256,32	0	L1
BIDMC	Features	Depth	Num Attn. Heads	FF size	Pooling	LR	BSZ	WD	PT Loss
Transformer - HR + Rotary + Masked SPT	128	4	4	128	Max	5e-4, 5e-4	32,16	0	L1
Transformer - RR + Rotary + Masked SPT	128	4	4	128	Max	5e-4, 5e-4	32,16	0	L1
Transformer - SpO2 + Rotary + Masked SPT	128	4	4	128	Max	1e-4, 5e-4	8,16	0	L1

Table 5: Hyper-parameters for SSMs and Pythia in Sections 3.2, 3.3, 3.5. ✗ denotes no evaluation is reported. Values are reported in format (FT - LR, FT - BSZ, PT - LR, PT - BSZ), FT - Fine Tuning (or training on downstream), PT - Pre Training, LR - Learning Rate, BSZ- Batch Size.

Approach	Listops	Text	Retrieval	Image	Pathfinder	PathX
S4 + Rand Init + SPT	1e-3, 16, 1e-3, 32	1e-3, 16, 32	✗	5e-4, 64, 1e-3, 32	✗	5e-4, 16, 1e-3, 4
S4 + Rand Init	5e-4, 16	1e-3, 16	✗	1e-4, 128	✗	5e-4, 16
S4 + SPT	1e-3, 16, 1e-3, 128	5e-4, 16, 5e-4, 8	5e-4, 256, 5e-4, 8	1e-3, 512, 1e-3, 32	1e-3, 64, 1e-3, 8	1e-3, 64, 1e-3, 8
DLR + Rand Init + SPT	5e-4, 64, 5e-4, 32	5e-4, 16, 5e-4, 8	✗	1e-3, 64, 32	✗	5e-4, 16, 5e-4, 8
DLR + Rand Init	1e-4, 16	1e-3, 16	✗	1e-3, 16	✗	5e-4, 64
DLR + SPT	5e-4, 16, 1e-3, 128	1e-3, 16, 5e-4, 8	✗	1e-3, 64, 1e-3, 32	✗	5e-4, 64, 5e-4, 8
DLR	5e-4, 16	5e-4, 16	✗	5e-4, 64	✗	5e-4, 64
Pythia	5e-5, 64	5e-4, 16	1e-4, 256	7e-5, 64	1e-4, 1024	✗

C.1.5 PRETRAINING ON TEXT CORPORA

We use the pretrained Pythia model available at: <https://huggingface.co/EleutherAI/pythia-70m-deduped>, and finetune without any regularization. We perform grid search over learning rates and batch sizes, similar to previous sections, with best values listed in Table 6.

C.1.6 ADDITIONAL EXPERIMENTS

For S4, both trained from scratch and pretrained, we follow the hyper-parameters used by Gu et al. (2022a), performing a small grid search similar to previous sections. All Transformers in this section use the Rotary PE method, and use hyper-parameters to match the size of S4, reported in Table 4. On the sCIFAR task Transformers use the same setup as the Image task.

Table 6: hyper-parameters for SSMs in section 3.7. †denotes results are cited from Gu et al. (2022a)

Approach	SC-Causal	SC-Bi.	sCIFAR	BIDMC-RR	BIDMC-HR	BIDMC-SpO2
S4 + SPT	5e-4,16,1e-3,32	5e-3,16,1e-3,32	5e-4,64,1e-3,32	1e-3,64,1e-3,64	1e-3,64,1e-3,64	1e-3,64,1e-3,64
S4	1e-3,16,1e-3,128	5e-4,16,5e-4,8	5e-4,256,5e-4,8	1e-2,32	1e-3,32	1e-2,32

C.2 THE ROLE OF EXPLICIT PRIORS - EXTENDED RESULTS

We report all results for experiments in section 3.3. The pretrained S4 models with HiPPO initialization are the same as those used in section 3.2.

Table 7: Evaluation of different State Space models with and without SPT.

Approach	Listops	Text	Image	PathX	Avg.
S4 + Rand Init + SPT	61.5	90.5	87.25	91.05	82.75
S4 + Rand Init	59.85	88.34	75.56	73.57	74.33
S4 + SPT	61.25	90.34	89.36	96.94	84.47
S4	59.60	86.82	88.65	96.35	82.85
DLR + Rand Init + SPT	56.75	89.13	81.83	94.59	80.47
DLR + Rand Init	39.55	73.72	56.70	50.04	55.00
DLR + SPT	60.45	89.94	87.12	96.38	83.37
DLR	57.50	79.65	79.83	92.33	77.33

C.3 ADDITIONAL EXPERIMENTS - DETAILS

For experiments in this section we follow the scheme described in Section 2 for the experimental setup. Namely, for masked pretraining we use a fixed masking ratio for each task, for SC and BIDMC we use 25% masking and for sCIFAR we use 50%. In the SC task, when a causal model is also trained, we pretrain with a causal denoising objective. Due to the significant length of SC sequences, $16K$, we split the input to the attention layer into non-overlapping blocks of size 4000 and allow each block to attend to itself and its neighbour(s), in similar fashion to experiments on PathX.

In BIDMC, we observed that naive finetuning of pretrained models results in very bad performance, which is an artifact of the label and data scales being very different, e.g. common label values for the HR task are ~ 80 while input is normalized to $[-1, 1]$. The reported performance is after normalizing the labels to lie in $[-1, 1]$, which does not entail any additional information on the label itself.

D COMPUTE REQUIREMENTS OF SELF PRETRAINING

In sections 3.1, 3.2 and 3.7 we observed large empirical gains using SPT compared to simply training models from scratch. However, as SPT requires additional compute, it is important to ensure that the reported gains are not an artifact of additional resources and that training longer from scratch does not result in similar gains.

In each of our trained from scratch (TFS) baseline experiments, we ensured that either (1) the training accuracy is almost perfect and validation performance stopped improving for multiple epochs, or

(2) the training loss stopped reducing. E.g. TFS Transformer on PathX fail to exceed 52% training accuracy after 8 epochs (equivalent to 2 days on 4 V100 GPUs), while SPT for 1 day and finetuning for 1 day achieved training accuracy $\geq 78\%$. Across our experiments, we observed case (2) to occur on a small number of runs and case (1) to be the dominant paradigm.

This implies that the gains due to SPT cannot be simply explained by the use of additional compute and possible underfitting of TFS models, but rather by improved generalization as a consequence of the pretraining denoising objective.

To validate this further, we conducted a compute-tied study for the Image and Text tasks from LRA, where we fixed the total number of training epochs across SPT and finetuning (FT) and varied the number of epochs allocated for SPT⁵. As shown in Table 8, even a modest amount of SPT outperforms or closely matches the TFS baseline.

Table 8: Comparison of SPT and trained from scratch (TFS) models in a compute-tied setting. Total number of epochs across SPT and finetuning is fixed and the ratio of epochs dedicated to SPT is varied. Training budget is set to 30 epochs for Text and 150 epochs for Image.

SPT Epochs	Image		Text	
	Transformer	S4	Transformer	S4
0% (TFS)	75.04	87.83	79.08	87.51
20%	84.45	87.15	90.20	89.50
40 %	84.95	87.72	90.56	89.10
60 %	84.32	87.63	90.65	88.87

Despite the efficiency of SPT presented in Table 8, the performance still lags behind the unrestricted setting suggesting. However, in our experiments we observed that the SPT phase reaches close to the peak performance relatively early in the run, and leads to optimization benefits during finetuning, compared to the trained from scratch model. In Figure 5 we provide the training performance for trained from scratch and SPT models, demonstrating the above claims. This suggests that the computational requirements of our evaluation scheme can be potentially reduced, which we leave for future work.

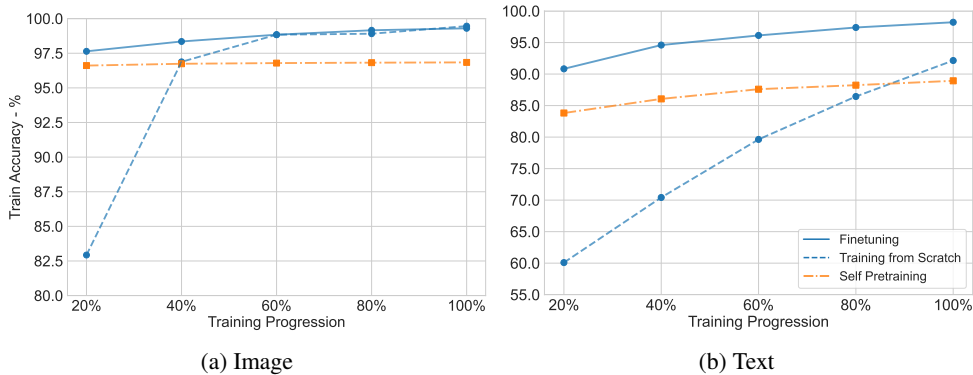


Figure 5: Training accuracy on the downstream and denoising task of Transformers on Image and Text from LRA, across epochs, showing the denoising task is solved relatively quickly (orange) and that finetuned models optimize faster (solid vs dashed blue curves). Training budget is set to 30 epochs for Text and 150 epochs for Image.

⁵The performance of S4 shown here is for the model we retrained using the specified number of epochs - different from Table 2 which is cited from the original work.

Table 9: Performance on Image task across model sizes with SPT & trained from scratch.

Approach	<i>100K</i>	<i>300K</i>	<i>1M</i>	<i>3M</i>	<i>10M</i>
Transformer+Rotary	68.51	68.51	71.50	75.04	77.88
Transformer+Rotary + Masked SPT	74.43	76.36	84.83	86.04	86.54
S4	81.36	83.63	84.81	88.65	85.73
S4 + Masked SPT	83.45	86.39	88.67	89.36	88.72

E SELF PRETRAINING IS EFFECTIVE ACROSS MODEL SCALES

In section 3.4, we demonstrated the effectiveness of SPT across data scales. We now demonstrate that SPT is effective across model sizes as well. We focus on the Image task, which exhibits the largest gap across scales (i.e. the gap between Table 1 and Table 2), and evaluate both S4 and a Transformer with rotary positional embeddings with model sizes spanning four orders of magnitude. While extensive research has been dedicated to study the effect of model scale on the performance of Transformers, less literature is available on scaling-laws for state space models (e.g. S4).⁶ The results in Table 9 show that the utility of SPT is maintained across model scales, consistently outperforming the trained from scratch variants.

⁶along with model width and depth, state space models have an additional hyperparameter; the state dimension. We found it difficult to scale up the model size without increasing the state size.