

# Understanding Pan-Sharpener via Generalized Inverse

Shiqi Liu<sup>1</sup>, Yutong Bai<sup>1</sup>, Xinyang Han<sup>1</sup>, Alan Yuille<sup>1</sup>

*shiqi.liu647@foxmail.com*

*John Hopkins University*

---

## Abstract

Pan-sharpening algorithm utilizes panchromatic image and multispectral image to obtain a high spatial and high spectral image. However, the optimizations of the algorithms are designed with different standards. We adopt the simple matrix equation to describe the Pan-sharpening problem. The solution existence condition and the acquirement of spectral and spatial resolution are discussed. A down-sampling enhancement method was introduced for better acquiring the spatial and spectral down-sample matrices. By the generalized inverse theory, we derived two forms of general inverse matrix formulations that can correspond to the two prominent classes of Pan-sharpening methods, that is, component substitution and multi-resolution analysis methods. Specifically, the Gram Schmidt Adaptive(GSA) was proved to follow the general inverse matrix formulation of component substitution. A model prior to the general inverse matrix of the spectral function was rendered. The theoretical errors are analyzed. Synthetic experiments and real data experiments are implemented. The proposed methods are better and sharper than other methods qualitatively in both synthetic and real experiments. The down-sample enhancement effect is shown of better results both quantitatively and qualitatively in real experiments. The generalized inverse matrix theory help us better understand the Pan-sharpening.

*Keywords:* Pan-sharpening, Generalized Inverse, Image Fusion, Hyperspectral

---

<sup>1</sup>The work is accomplished during internship in John Hopkins University CCVL lab.

## 1. Introduction

Surpassing than 70% optical observation satellites equipped with low-resolution multispectral(MS) and high-resolution panchromatic(Pan) sensors(Zhang and Mishra (2012)). Although high-resolution multispectral sensors can obtain clear and colorful images, most optical observation satellites don't adopt this sensor. This situation relates to two scientific limitations.

- Energy limitation: the energy per unit area emitting into the optical sensor is limited while the feeling ability of the sensor per unit is limited. Energy per unit area utilizes multiple optical sensors to receive, then each receives part of the energy. If several smaller sensors tiling, each sensor receives corresponding energy. That energy requires a sensor with a stronger feeling ability. Therefore, the energy emitted into the sensor negotiates with the feeling ability of the sensor.
- Information Channel Capacity limitation: the channel capacity between the optical observation sensor and the human eye (or processing machine) is limited. The storage of satellites is limited. The transmitting velocity between the satellite and receiver platform is limited. Adopting high-resolution multispectral sensors means higher transmission velocity.

In order to utilize collected images of multispectral and panchromatic sensors to achieve better vision performance, various image fusion methods are proposed. Most of them can be classified into multi-resolution analysis and component substitution methods.(Vivone et al. (2014))

In regard to multi-resolution analysis(MRA), we have following methods

- High pass filtering methods(Chavez et al. (1991)): They firstly extract the high-frequency part of the PAN image. Then They regard the variance proportion of the valid image pixel value of the MS and Pan as the weight.

Next, they add the weighted high-frequency part to the up-sampled multispectral and finally achieve pan-sharpening. These methods are an interesting trial. However, the measurement quantity of the high-frequency part of the Pan image is not transformed to the measurement quantity of the MS image. As a result, the fusion performance affected by PAN image pixel scale could be excessively blurred or sharp.

- Wavelet transformation methods(Vivone et al. (2013)): They utilize wavelet transformation to extract different frequency parts to implement fusion.
- MTF-GLP-CBD methods(Aiazzi et al. (2006)): They first extract the high-frequency part of the PAN image. Then they use the quotient of the covariance of low-resolution PAN and MS and the variance of low-resolution PAN to weigh the high-frequency part. Finally, they add the weighted high-frequency part to the upsampled MS to obtain the result.

In regard to component substitution(CS) methods, we have following methods,

- IHS methods(Carper et al. (1990)): They first extract the intensity, hue, saturate bands of multispectral image. Then they utilize high resolution Pan image to replace the intensity band. Finally, they recover the image. The fusion number of band is limited to three.
- PCA methods(Kwarteng and Chavez (1989)): They first implement principal component decomposition of multispectral image. Then they utilize the PAN image to replace the first principle component. Then they utilize the inverse transformation to recover the high-resolution image. These novel methods are limited by the inconsistency of the spectrum and the object content. As a result, the spectrum property could be changed.
- GSA methods(Laben and Brower (2000), Aiazzi et al. (2007)): They first synthetic PAN by using the up-sampled projected multispectral image. Then they calculate the difference between the synthetic PAN and the PAN. They use the adaptive parameters to up-recover the difference value

in different spectral channels. Finally, they add the up-recovered value with the spatial up-sampled multi-spectral image to obtain the high spatial and spectral resolution results.

Some other approaches including deep learning methods(Yang et al. (2023),Cao et al. (2022),Fu et al. (2021),Xie et al. (2019) )embedded more prior knowledge for pan-sharpening tasks.

However, the model and math theory of the pan-sharpening were not clearly integrated. The implicit objective of different component substitution and multi-resolution analysis methods was not full optimized and was still lack of exploration.

In this paper, based on the matrix equations of the pan-sharpening problem, we discovered two kinds of solution space regarding the general inverse solution expression. According to the general inverse representation, we find that two solution space corresponds to the general component substitution class of methods and the multiresolution analysis class of methods. Choosing different general inverse matrices yields different methods. Further, it yields the down-sample enhancement for better fusion results. We show that Gram Schmidt Adaptive methods exactly correspond to the general inverse expression of component substitution methods. We then embed prior knowledge to the range of general inverse of the spectral response matrix. We analyze the error of different cases. Besides, we show that if the down-sample enhancement is implemented, then the component substitution with and multi-resolution analysis share the same results. According to the matrix representation, we proposed 5 different evaluation indicators. Both synthetic and real data experiments show that the results correspond with general inverse theory and that our method with prior and down-sampling enhancement yields better quantitative results and sharper qualitative results.

The main contribution is the following:

- Integration of the generalized inverse theory and CS and MRA methods.
- Better estimation of the spatial response function and spectral response

matrix with down-sample enhancement.

- Embedding of prior knowledge in the general inverse of spectral response matrix for better and shaper reconstruct images.

In the following sections, we denote scalar, vector, matrix, and corresponding random variable in non-bold case, bold case, bold upper case.

## 2. Methodology

Suppose the deserved high spatial resolution and high spectral resolution(HrHS) is  $\mathbf{X}$ , we have high spatial resolution low spectral resolution(HrLS)  $\mathbf{Y}$  and low resolution and high spectral resoltuion(LrHS)  $\mathbf{Z}$ . We can have the following model.

### 2.1. Model

**Assumption 2.1.**  $\mathbf{X} \in R^{HW \times S}$  is HrHS,  $\mathbf{Y} \in R^{HW \times s}$  is HrLS,  $\mathbf{Z} \in R^{hw \times S}$  is LrHS.

$$\mathbf{Y} = \mathbf{X}\mathbf{A} \quad (1)$$

$$\mathbf{Z} = \mathbf{B}\mathbf{X} \quad (2)$$

where  $\mathbf{A} \in R^{S \times s}$ ,  $\mathbf{B} \in R^{hw \times HW}$  is the spectral response function and spatial response function.

We mainly focus on the case that  $s = 1$ .

### 2.2. Definition of Generalized Inverse

In order to introduce the solution for the model 2.1, we first show the definition of the generalized inverse.

**Definition 2.2.** (Ben-Israel and Greville (2003))  $\mathbf{A}^-$  is the generalized inverse of a matrix  $\mathbf{A}$  if  $\mathbf{A}\mathbf{A}^-\mathbf{A} = \mathbf{A}$ . We define  $\mathbf{A}\{-\} = \{\mathbf{A}^- | \mathbf{A}\mathbf{A}^-\mathbf{A} = \mathbf{A}\}$  be the set of all the generalized inverse of  $\mathbf{A}$ .

Further, if  $\mathbf{A}^-\mathbf{A}\mathbf{A}^- = \mathbf{A}^-$ ,  $(\mathbf{A}^-\mathbf{A})^T = \mathbf{A}^-\mathbf{A}$  and  $(\mathbf{A}\mathbf{A}^-)^T = \mathbf{A}\mathbf{A}^-$  then we define this  $\mathbf{A}^-$  as the Moore–Penrose inverse and denote it as  $\mathbf{A}^+$ .

### 2.3. Properties

**Theorem 2.3.** (Radhakrishna Rao (1967)), the matrix equations in **Assumption 2.1** have a solution if and only if

$$\mathbf{B}\mathbf{Y} = \mathbf{Z}\mathbf{A} \quad (3)$$

$$\mathbf{Y} = \mathbf{Y}\mathbf{A}^{-}\mathbf{A} \quad (4)$$

$$\mathbf{Z} = \mathbf{B}\mathbf{B}^{-}\mathbf{Z}. \quad (5)$$

where  $\mathbf{A}^{-}$  refers to any generalized inverse of matrix  $\mathbf{A}$  and  $\mathbf{B}^{-}$  refers to any generalized inverse of matrix  $\mathbf{B}$ .

This theorem uses generalized inverses to give the solution's existence condition for the model.

### 2.4. Solution to for $\mathbf{A}$ and $\mathbf{B}$

**Theorem 2.4.** We can use tensor to rewrite the  $\mathbf{B}\mathbf{Y} - \mathbf{Z}\mathbf{A}$  into a kronecker form, i.e.,

$$\begin{bmatrix} \mathbf{Z}_{hw \times S} \otimes \mathbf{I}_{s \times s}, -\mathbf{I}_{hw \times hw} \otimes \mathbf{Y}_{s \times HW}^T \end{bmatrix} \begin{bmatrix} \text{vec}(\mathbf{A}) \\ \text{vec}(\mathbf{B}) \end{bmatrix}_{Ss+hwHW} = 0, \quad (6)$$

$\mathbf{B}\mathbf{Y} = \mathbf{Z}\mathbf{A}$  has a nonzero solution for  $\mathbf{B}$  and  $\mathbf{A} \Leftrightarrow \text{rank}(\begin{bmatrix} \mathbf{Z}_{hw \times S} \otimes \mathbf{I}_{s \times s}, -\mathbf{I}_{hw \times hw} \otimes \mathbf{Y}_{s \times HW}^T \end{bmatrix}) < \min(hws, Ss + hwHW)$ .

**Down-sampling enhancement:** By constructing down sampling matrix  $\hat{\mathbf{B}}$  to obtain  $\mathbf{B} = \mathbf{Z}\mathbf{Z}^+\hat{\mathbf{B}}$ , it yields  $\mathbf{B}\mathbf{Y} = \mathbf{Z}\mathbf{A}$ . As a result, the solution turns out to be

$$\mathbf{A} = \mathbf{Z}^+\hat{\mathbf{B}}\mathbf{Y}, \quad (7)$$

, where  $\mathbf{Z}^+$  is the Moore-Penrose generalized inverse of  $\mathbf{Z}$ . If we assume  $\text{rank}(\mathbf{Z}) = S$  it can be further represented as  $\mathbf{Z}^+ = (\mathbf{Z}^T\mathbf{Z})^{-1}\mathbf{Z}^T$ . Without the down-sampling enhancement, the solution may not exist, the above formula also provides a optimal solution under the least square criterion Planitz (1979) for

$$\mathbf{A} = \arg \min_{\mathbf{M}} \|\hat{\mathbf{B}}\mathbf{Y} - \mathbf{Z}\mathbf{M}\|. \quad (8)$$

### 2.5. Solutions for $X$

If we rewrite the form of the **Assumption 2.1** in one equation, it yields

$$\begin{bmatrix} \mathbf{A}^T \otimes \mathbf{I} \\ \mathbf{I} \otimes \mathbf{B} \end{bmatrix} \text{vec}(\mathbf{X}) = \begin{bmatrix} \text{vec}(\mathbf{Y}) \\ \text{vec}(\mathbf{Z}) \end{bmatrix} \quad (9)$$

According to

**Theorem 2.5.** (Radhakrishna Rao (1967)), if the matrix equations in **Assumption 2.1** have a solution, then one solution format to the **Assumption 2.1** is the following

$$\mathbf{X}_{mra} = \mathbf{B}^- \mathbf{Z} + (\mathbf{I} - \mathbf{B}^- \mathbf{B}) \mathbf{Y} \mathbf{A}^-, \quad (10)$$

According to Ben-Israel and Greville (2003), the general solution is

$$\mathbf{X} = \mathbf{X}_{mra} + (\mathbf{I} - \mathbf{B}^- \mathbf{B}) \mathbf{W} (\mathbf{I} - \mathbf{A} \mathbf{A}^-), \quad (11)$$

where  $\mathbf{W} \in R^{HW \times S}$  is an arbitrary matrix.

This corresponds to the multiresolution analysis(MRA) method. The first term corresponds to up-sampling multispectral images. The second term corresponds to spectral color up-sampling of difference between pan image and low-pass pan image. Different selection of  $B^-$  and  $A^-$  yields different MRA methods.

Inspire by this solution, we derive another general solution that is

$$\mathbf{X} = \mathbf{B}^- \mathbf{Z} + (\mathbf{Y} - \mathbf{B}^- \mathbf{Z} \mathbf{A}) \mathbf{A}^-. \quad (12)$$

**Theorem 2.6.** If the matrix equations in **Assumption 2.1** have a solution, then one solution format to the **Assumption 2.1** is the following

$$\mathbf{X}_{cs} = \mathbf{B}^- \mathbf{Z} + (\mathbf{Y} - \mathbf{B}^- \mathbf{Z} \mathbf{A}) \mathbf{A}^-, \quad (13)$$

and the general solution is

$$\mathbf{X} = \mathbf{X}_{cs} + (\mathbf{I} - \mathbf{B}^- \mathbf{B}) \mathbf{W} (\mathbf{I} - \mathbf{A} \mathbf{A}^-), \quad (14)$$

where  $\mathbf{W} \in R^{HW \times S}$  is an arbitrary matrix.

This solution leads to the component substitution(CS) method. The first term corresponds to up-sampling multispectral images. The second term corresponds to spectral color up-sampling of the difference between pan image and synthetic pan image. Different selection of  $B^-$  and  $A^-$  yields different CS methods. The following theorem shows the relationship of two different representations.

**Theorem 2.7.** *If the matrix equation in **Assumption 2.1** have a solution, for fixed  $\mathbf{A}^- \in \mathbf{A}\{-\}$  and  $\mathbf{B}^- \in \mathbf{B}\{-\}$  then  $\mathbf{X}_{cs} = \mathbf{X}_{mra}$ .*

We will show that the state-of-art method, Gram Schmidt Adaptive methods can follow our component substitution general inverse solution representation.

#### 2.6. Gram Schmidt Adaptive Method

**Theorem 2.8.** *The Gram Schmidt Adaptive method can be described as the following. Define*

$$\mathbf{W} = \text{var}(\mathbf{Z}\mathbf{A})^{-1} \text{cov}(\mathbf{Z}\mathbf{A}, \mathbf{Z}) \quad (15)$$

where

$$\text{cov}(\mathbf{Z}\mathbf{A}, \mathbf{Z}) = \frac{1}{hw} (\mathbf{Z}\mathbf{A} - \mathbf{1} \frac{\mathbf{1}^T}{hw} \mathbf{Z}\mathbf{A})^T (\mathbf{Z} - \mathbf{1} \frac{\mathbf{1}^T}{hw} \mathbf{Z}), \quad (16)$$

$$\text{var}(\mathbf{Z}\mathbf{A}) = \frac{1}{hw} (\mathbf{Z}\mathbf{A} - \mathbf{1} \frac{\mathbf{1}^T}{hw} \mathbf{Z}\mathbf{A})^T (\mathbf{Z}\mathbf{A} - \mathbf{1} \frac{\mathbf{1}^T}{hw} \mathbf{Z}\mathbf{A}), \quad (17)$$

It yields

$$\mathbf{X}_{gsa} = \mathbf{B}^- \mathbf{Z} + (\mathbf{Y} - \mathbf{B}^- \mathbf{Z}\mathbf{A}) \mathbf{W}. \quad (18)$$

The Gram Schmidt Adaptive Method can be viewed as special case of the representation in Theorem 2.6. If  $\text{var}(\mathbf{Z}\mathbf{A})$  is invertible, then

$$\mathbf{Y} = \mathbf{X}_{gsa} \mathbf{A} \quad (19)$$

$$\mathbf{Z} = \mathbf{B} \mathbf{X}_{gsa}. \quad (20)$$



### 2.7. Model Prior

The improper  $\mathbf{A}^-$  will lead to unrealistic results of  $\mathbf{X}$ , especially leading to blurred features. We can embed the prior knowledge of the high spatial and spectral resolution by empirically assuming the searching space of  $A^-$  to be the  $Uniform([0.9, 1.4]^{1 \times S} \cap \{\mathbf{A}^- | \mathbf{A}\mathbf{A}^- \mathbf{A} = \mathbf{A}\})^2$  distribution among different sensors.

If  $s = 1$ , alternatively, it turns to be

$$\mathbf{A}^- = \{\mathbf{M} \in [0.9, 1.4]^{1 \times S} | \mathbf{A}\mathbf{M}\mathbf{A} = \mathbf{A}\}. \quad (21)$$

#### 2.7.1. Algorithm

The algorithms are in algorithm 1 and 2.

---

**Algorithm 1** Prior Component substitution(CS) method

---

**Input:**  $(\mathbf{Y}, \mathbf{Z}, \mathbf{B}, \mathbf{B}^-)$ : The HrLS image, LrHS image, spatial response function matrix and up-sampling matrix ;

**Output:**  $\mathbf{X}$

- 1: construct the spatial upsampling matrix  $\mathbf{B}^-$  and spatial downsampling response matrix  $\hat{\mathbf{B}}$  closing to the sensor response function satisfying  $\hat{\mathbf{B}}\mathbf{B}^- = \mathbf{I}$ .
  - 2: obtain  $\mathbf{A} = \mathbf{Z}^+ \hat{\mathbf{B}} \mathbf{Y}$  where  $\mathbf{Z}^+ = (\mathbf{Z}^T \mathbf{Z})^{-1} \mathbf{Z}^T$ .
  - 3: obtain  $\mathbf{A}^- \in [0.9, 1.4]^{1 \times S}$  by solving  $\mathbf{A}\mathbf{A}^- \mathbf{A} = \mathbf{A}$ .<sup>3</sup>
  - 4: synthetic low resolution low spectral LrLs  $\mathbf{Z}\mathbf{A}$ .
  - 5: upper sampling  $\mathbf{Z}$  and  $\mathbf{Z}\mathbf{A}$  to obtain  $\mathbf{B}^- \mathbf{Z}$  and  $\mathbf{B}^- \mathbf{Z}\mathbf{A}$ .
  - 6: obtain  $\mathbf{X} = \mathbf{B}^- \mathbf{Z} + (\mathbf{Y} - \mathbf{B}^- \mathbf{Z}\mathbf{A})\mathbf{A}^-$ .
- 

### 2.8. Error Analysis

If we take up-sampling operator  $\mathbf{V}$  as the  $\mathbf{B}^-$ , empirically  $\mathbf{B}\mathbf{B}^- = \mathbf{I}$  but  $\mathbf{B}\mathbf{V} = \mathbf{I}$  may not always hold. However, different algorithms may choose different  $\mathbf{A}^-$ . Because negotiation with the prior knowledge may make  $\mathbf{A}^-$  maybe  $\notin \mathbf{A}\{-\}$ . We denote  $\mathbf{A}^-$  in this case as  $\mathbf{W}$ . We can have further error analysis.

---

<sup>2</sup>The paper's experiments mainly discuss  $s = 1$  case

---

**Algorithm 2** Prior Multiresolution analysis(MRA) method

---

**Input:**  $(\mathbf{Y}, \mathbf{Z}, \mathbf{B}, \mathbf{B}^-)$ : The HrLS image, LrHS image, spatial response function matrix and up-sampling matrix ;

**Output:**  $\mathbf{X}$

- 1: construct the spatial upsampling matrix  $\mathbf{B}^-$  and spatial downsampling response matrix  $\hat{\mathbf{B}}$  closing to the sensor response function satisfying  $\hat{\mathbf{B}}\mathbf{B}^- = \mathbf{I}$ .
  - 2: obtain  $\mathbf{A} = \mathbf{Z}^+ \hat{\mathbf{B}}\mathbf{Y}$  where  $\mathbf{Z}^+ = (\mathbf{Z}^T \mathbf{Z})^{-1} \mathbf{Z}^T$ .
  - 3: obtain  $\mathbf{A}^- \in [0.9, 1.4]^{1 \times S}$  by solving  $\mathbf{A}\mathbf{A}^- \mathbf{A} = \mathbf{A}$ .<sup>4</sup>
  - 4: synthetic low resolution low spectral(LrLs) image  $\mathbf{B}\mathbf{Y}$ .
  - 5: upper sampling  $\mathbf{Z}$  and  $\mathbf{B}\mathbf{Y}$  to obtain  $\mathbf{B}^- \mathbf{Z}$  and  $\mathbf{B}^- \mathbf{B}\mathbf{Y}$
  - 6: obtain  $\mathbf{X} = \mathbf{B}^- \mathbf{Z} + (\mathbf{Y} - \mathbf{B}^- \mathbf{B}\mathbf{Y})\mathbf{A}^-$ .
- 

### 2.8.1. Component Substitution Form Analysis

**Theorem 2.9.** If  $\mathbf{X}_{recover} = \mathbf{VZ} + (\mathbf{Y} - \mathbf{VZA})\mathbf{W}$ , then  $\mathbf{X}_{recover}\mathbf{A} - \mathbf{Y} = (\mathbf{I} - \mathbf{WA})(\mathbf{VZA} - \mathbf{Y})$ .

**Theorem 2.10.** If  $\mathbf{X}_{recover} = \mathbf{VZ} + (\mathbf{Y} - \mathbf{VZA})\mathbf{W}$ , then  $\mathbf{B}\mathbf{X}_{recover} - \mathbf{Z} = (\mathbf{BV} - \mathbf{I})\mathbf{Z} + (\mathbf{BY} - \mathbf{BVZA})\mathbf{W}$ .

### 2.8.2. Multiresolution Analysis Form Analysis

**Theorem 2.11.** If  $\mathbf{X}_{recover} = \mathbf{VZ} + (\mathbf{Y} - \mathbf{VBY})\mathbf{W}$ , then  $\mathbf{X}_{recover}\mathbf{A} - \mathbf{Y} = \mathbf{V}(\mathbf{ZA} - \mathbf{BY}) - (\mathbf{I} - \mathbf{VB})\mathbf{Y}(\mathbf{I} - \mathbf{WA})$ .

**Theorem 2.12.** If  $\mathbf{X}_{recover} = \mathbf{VZ} + (\mathbf{Y} - \mathbf{VBY})\mathbf{W}$ , then  $\mathbf{B}\mathbf{X}_{recover} - \mathbf{Z} = (\mathbf{BV} - \mathbf{I})\mathbf{Z} + (\mathbf{B} - \mathbf{BVB})\mathbf{Y}\mathbf{W}$ .

**Theorem 2.13.** With down-sampling enhancement(DSE), the prior component substitution method and prior multiresolution analysis methods are equivalent.

That is If  $\mathbf{B} = \mathbf{ZZ}^+ \hat{\mathbf{B}}$  and  $\mathbf{A} = \mathbf{Z}^+ \hat{\mathbf{B}}\mathbf{Y}$ , then  $\mathbf{X}_{mra} = \mathbf{VZ} + (\mathbf{I} - \mathbf{VB})\mathbf{Y}\mathbf{A}^- = \mathbf{X}_{cs} = \mathbf{VZ} + (\mathbf{Y} - \mathbf{VZA})\mathbf{W}$ .

2.8.3. Total Analysis

**Theorem 2.14.** *If the Assumption 2.1 has a solution, then the ground truth  $\mathbf{X}$  and  $\mathbf{X}_{mra}$  is different in the following,*

$$\mathbf{X} - \mathbf{X}_{mra} = (\mathbf{I} - \mathbf{B}^{-1}\mathbf{B})\mathbf{X}(\mathbf{I} - \mathbf{A}\mathbf{A}^{-1}). \quad (22)$$

### 3. Experiments and results

3.1. Evaluation measures.

Five quantitative evaluation indices are employed for performance evaluation, including consistent root mean square error(Consistent RMSE), spatial root mean square error(Spatial RMSE),spectral root mean square error(Spectral RMSE), Inverse Ability, and root mean square error.

**Definition 3.1.** Consistent root mean square error(Consistent RMSE) refers to

$$\sqrt{\frac{1}{hws} \|\mathbf{Z}\mathbf{A} - \mathbf{B}\mathbf{Y}\|_F^2}. \quad (23)$$

The Consistent RMSE reflects the consistency of the spatial and spectral response function. Consistent RMSE equals 0 is a necessary condition for the problem to have a solution.

**Definition 3.2.** Spatial root mean square error(Spatial RMSE) refers to

$$\sqrt{\frac{1}{HWS} \|\mathbf{X}_{recovered}\mathbf{A} - \mathbf{Y}\|_F^2}. \quad (24)$$

Mean spatial root mean square error refers to the mean Spatial RMSE of the whole dataset.

Spatial RMSE conveys the spatial consistency of the recovered hrhs image regarding the hrls image.

**Definition 3.3.** Spectral root mean square error(Spectral RMSE) refers to

$$\sqrt{\frac{1}{hwS} \|\mathbf{B}\mathbf{X}_{recovered} - \mathbf{Z}\|_F^2}. \quad (25)$$

Mean spectral root mean square error refers to the mean Spectral RMSE of the whole dataset.

Spectral RMSE conveys the spectral consistence of the recovered hrhs image regarding the hrls image.

**Definition 3.4.** Inverse Ability refers to  $\mathbf{A}^{-}\mathbf{A}$ .

The inverse ability of the  $\mathbf{A}^{-}$  is an important index influencing both Spectral RMSE and Spatial RMSE. The more close to 1, the better  $\mathbf{A}^{-}\mathbf{A}$  is.

**Definition 3.5.** Root mean square error(RMSE) refers to

$$\sqrt{\frac{1}{hws}\|\mathbf{X}-\mathbf{X}_{recover}\|_F^2}. \quad (26)$$

Root mean square error reflects the distance of the recovered image with the Oracle image.

### 3.2. Dataset description.

#### 3.2.1. Model verification with simulated data

**Dataset description for the Chikusei dataset.** The Chikusei dataset Yokoya and Iwasaki (2016) consists of  $2517 \times 2335$  pixels. The grid length is 2.5m. The central point is located at coordinates: 36.294946 degrees north, 140.008380 degrees east. The data was acquired at urban areas in Chikusei, Ibaraki, Japan on July 29, 2014. It has 128 bands.

#### 3.2.2. Experiments with real data

**Dataset description for the PAirMax dataset.** The PAirMax dataset Vivone et al. (2021) is composed of 14 panchromatic and multispectral image pairs which are collected over different landscapes by different satellites.

- The GeoEye-1 ground sample distance is 0.46m for the PAN band and 1.84m for the blue, green, red and near-infrared bands.
- The WorldView-2 ground sample distance is 0.46m for the PAN band and 1.84m for eight MS bands.
- The WorldView-3 ground sample distance is 0.31m for the PAN band and 1.24m for eight MS bands.

- The WorldView-4 ground sample distance is 0.31m for the PAN band and 1.24m for the four MS bands.
- The SPOT-7 ground sample distance is 1.5m for the PAN band and 6m for the four MS bands.
- Pléiades-1B ground sample distance is 0.7m for the PAN band and 2.8m for the four MS bands.

### 3.2.3. Comparison methods

We evaluate the different methods in comparison with state-of-art methods. The comparison methods include: GSA(Wang et al. (2005)), MTF-GLP-CBD(Alparone et al. (2007)), Prior component substitution(PCS), Prior multiresolution analysis (PMRA). We also compare the methods with(without) the down-sampling enhancement(DSE).

### 3.3. Performance comparison with Chikusei data.

#### 3.3.1. Generation of the simulated data.

We used equal weights of all bands to generate the panchromatic image and used 2-scale mean down-sampling to generate the low spatial resolution hyperspectral image.

We consider the  $s = 1$  situation. We choose the number 60,40,21 band representing the red, green, and blue(rgb), spectral channels to render real color images. Besides, we also choose the number 50,27,11 bands representing orange, azury, and purple(ogp) to render synthetic images.

#### 3.3.2. Existence of the solution.

According to table 1, the *consistent RMSE* = 0 then implies the solutions exist.





Figure 1: Synthetic panchromatic and hyperspectral images

Table 1: Chikusei synthetic experiment

Method	Consistent RMSE	Spatial RMSE	Spectral RMSE	RMSE	$\mathbf{A}^{-1}\mathbf{A}$
MTF-GLP-CBD	0.00	0.00	27.68	79.25	1.00
GSA	0.00	0.00	47.12	79.25	1.00
PCS	0.00	0.00	55.70	93.93	1.00
PMRA	0.00	0.00	55.70	93.93	1.00



(a) PCS rgb



(b) PCS oap



(c) GSA rgb



(d) GSA oap



(e) PMRA rgb



(f) PMRA oap




(g) MTF-GLP-CBD rgb



(h) MTF-GLP-CBD oap



(i) Ground-Truth rgb



(j) Ground-Truth oap

Figure 2: Comparisons of the different synthetic methods with ground truth.

### 3.3.3. Recover of the solution.

The recovered solutions can be seen in figure 2. According to table 1, all the methods in this experiment possess general invertibility for  $\mathbf{A}$  and  $\mathbf{A}^-$ . Besides, all four different methods' spatial RMSE is zero. However, the spectral RMSE is not zero, implying the down-sampling and up-sampling matrix are not matched. As a result, in the future, we need to understand more precisely about the down-sample and up-sample procedures. As for RMSE, the proposed methods have higher RMSEs compared to GSA and MTF-GLP-CBD methods.

The image results show that both methods derived from generalized inverse have good performance, while the proposed PCS and PMRA have better visual sharpness.

The synthetic experiences show that we need to understand more about the down-sample function matrix. Besides we need to find the true generalized inverse of the matrix for the down-sample function matrix is important.

## 3.4. Performance comparison with PAirMax data.

### 3.4.1. Quantitative result.

According to table 2,3,4,5,6,7,8,9,10. The quantitative result shows that GSA and PCS/PMRA Methods with downsampling enhancement are relatively better than MTF-GLP-CBD and vanilla GSA, PCS, and PMRA methods. The three losses ( Consistent RMSE, Spatial RMSE, Spectral RMSE) are all zero for the GSA and PCS/PMRA Methods with downsampling enhancement given the  $\mathbf{A}^- \mathbf{A} = 1$ .

### 3.4.2. Qualitative results.

According to figure 3, we can find that GSA, GSA with DSE, PCS with DSE, PMRA with DSE, and MTF-GLP-CBD with DSE possess relatively better qualitative results. MTF-GLP-CBD and vanilla PMRA are blurred. These results concur with the quantitative results in the tables. Besides, it also shows that down-sample enhancement is not only good for quantitative results but also effective for image appearance.



Table 2: GE Lond Urb

Method	DSE <sup>5</sup>	Consistent RMSE	Spatial RMSE	Spetral Spetral	$\mathbf{A} - \mathbf{A}$
MTF-GLP-CBD	×	57.22	57.22	0.00	0.85
GSA	×	57.22	0.00	64.39	1.00
PCS	×	57.22	0.00	53.47	1.00
PMRA	×	57.22	57.22	0.00	1.00
MTF-GLP-CBD	✓	0.00	8.43	0.00	0.85
GSA	✓	0.00	0.00	0.00	1.00
PCS/PMRA	✓	0.00	0.00	0.00	1.00

Table 3: GE Tren Urb

Method	DSE	Consistent RMSE	Spatial RMSE	Spetral Spetral	$\mathbf{A} - \mathbf{A}$
MTF-GLP-CBD	×	66.23	66.23	0.00	0.88
GSA	×	66.23	0.00	81.41	1.00
PCS	×	66.23	0.00	82.52	1.00
PMRA	×	66.23	66.23	0.00	1.04
MTF-GLP-CBD	✓	0.00	7.69	0.00	0.88
GSA	✓	0.00	0.00	0.00	1.00
PCS/PMRA	✓	0.00	0.00	0.00	1.00

Table 4: W2 Miam Mix

Method	DSE	Consistent RMSE	Spatial RMSE	Spetral Spetral	$\mathbf{A} - \mathbf{A}$
MTF-GLP-CBD	×	51.56	76.66	0.00	0.86
GSA	×	51.56	0.00	50.24	1.00
PCS	×	51.56	2.14	50.35	1.04
PMRA	×	51.56	51.56	0.00	1.04
MTF-GLP-CBD	✓	0.00	7.11	0.00	0.86
GSA	✓	0.00	0.00	0.00	1.00
PCS/PMRA	✓	0.00	2.14	0.00	1.04

Table 5: W2 Miam Urb

Method	DSE	Consistent RMSE	Spatial RMSE	Spetral Spetral	$\mathbf{A}^{-1}\mathbf{A}$
MTF-GLP-CBD	×	76.66	76.66	0.00	0.90
GSA	×	76.66	0.00	65.14	1.00
PCS	×	76.66	0.00	79.68	1.00
PMRA	×	76.66	76.66	0.00	1.00
MTF-GLP-CBD	✓	0.00	7.44	0.00	0.90
GSA	✓	0.00	0.00	0.00	1.00
PCS/PMRA	✓	0.00	0.00	0.00	1.00

Table 6: W3 Muni Mix

Method	DSE	Consistent RMSE	Spatial RMSE	Spetral Spetral	$\mathbf{A}^{-1}\mathbf{A}$
MTF-GLP-CBD	×	32.78	13.93	0.00	0.83
GSA	×	32.78	0.00	37.84	1.00
PCS	×	32.78	2.72	32.01	1.08
PMRA	×	32.78	32.78	0.00	1.08
MTF-GLP-CBD	✓	0.00	5.49	0.00	0.83
GSA	✓	0.00	0.00	0.00	1.00
PCS/PMRA	✓	0.00	2.72	0.00	1.08

Table 7: W3 Muni Nat

Method	DSE	Consistent RMSE	Spatial RMSE	Spetral Spetral	$\mathbf{A}^{-1}\mathbf{A}$
MTF-GLP-CBD	×	13.93	13.93	0.00	0.88
GSA	×	13.93	0.00	23.68	1.00
PCS	×	13.93	0.00	13.27	1.00
PMRA	×	13.93	13.93	0.00	1.00
MTF-GLP-CBD	✓	0.00	1.74	0.00	0.88
GSA	✓	0.00	0.00	0.00	1.00
PCS/PMRA	✓	0.00	0.00	0.00	1.00

Table 8: W3 Muni Urb

Method	DSE	Consistent RMSE	Spatial RMSE	Spetral Spetral	$\mathbf{A}^{-1}\mathbf{A}$
MTF-GLP-CBD	×	52.62	52.62	0.00	0.82
GSA	×	52.62	0.00	60.40	1.00
PCS	×	52.62	0.00	54.09	1.00
PMRA	×	52.62	52.62	0.00	1.00
MTF-GLP-CBD	✓	0.00	9.23	0.00	0.82
GSA	✓	0.00	0.00	0.00	1.00
PCS/PMRA	✓	0.00	0.00	0.00	1.00

Table 9: W4 Mexi Nat

Method	DSE	Consistent RMSE	Spatial RMSE	Spetral Spetral	$\mathbf{A}^{-1}\mathbf{A}$
MTF-GLP-CBD	×	28.68	28.68	0.00	0.97
GSA	×	28.68	0.00	30.24	1.00
PCS	×	28.68	0.00	26.93	1.00
PMRA	×	28.68	28.68	0.00	1.00
MTF-GLP-CBD	✓	0.00	0.94	0.00	0.97
GSA	✓	0.00	0.00	0.00	1.00
PCS/PMRA	✓	0.00	0.00	0.00	1.00

Table 10: W4 Mexi Urb

Method	DSE	Consistent RMSE	Spatial RMSE	Spetral Spetral	$\mathbf{A}^{-1}\mathbf{A}$
MTF-GLP-CBD	×	76.08	76.08	0.00	0.87
GSA	×	76.08	0.00	82.72	1.00
PCS	×	76.08	0.00	70.38	1.00
PMRA	×	76.08	76.08	0.00	1.00
MTF-GLP-CBD	✓	0.00	9.63	0.00	0.87
GSA	✓	0.00	0.00	0.00	1.00
PCS/PMRA	✓	0.00	0.00	0.00	1.00




Figure 3: Comparisons of the different synthetic methods for GE Tren Urb dataset.

#### 4. Conclusion

In this paper, we utilize the general inverse theory to understand and solve the matrix representation of the pan-sharpening question. By considering the general inverse of the matrices, we deduce the representation for the spectral response matrix with the help of the Moore–Penrose inverse. Specifically, we introduce a down-sampling enhancement with Moore-Penrose inverse reprojection on the downsample matrix.

According to the Radhakrishna Rao (1967), we find a high spatial and high spectral image representation corresponding to the common-used multi-resolution analysis pan-sharpening regime with the help of generalized inverse. Similarly, we deduce another high spatial and high spectral image representation corresponding to the common-used component substitution pan-sharpening regime with the help of generalized inverse. Specifically, we prove that the Gram Schmit Adaptive method is a special case of our general-inverse-based component substitution regime.

Based on the deduction of the component substitution and multi-resolution analysis, we propose a prior on the general inverse of the spectral response matrix. It yields the algorithm for prior component substitution(PCS) and prior multi-resolution analysis(PMRA).

Since the people may not use the exact general inverse to substitute in the PCS and PMRA regime, we analyze their error. Specifically, we deduce that under down-sample enhancement, PCS and PMRA are equivalent. Besides, we discuss the general inverse representation may be different from the oracle solution. The difference depends on the oracle solution, the general inverse of the down-sample matrix, and the generalized inverse of the spectral response matrix.

According to the matrix representation of the pan-sharpening problem, we use consistent RMSE, Spatial RMSE, Spectral RMSE, Inverse Ability, and RMSE to evaluate the models derived from the general inverse theories. In the synthetic experiments, PCS and PMRA’s results are more clear and possess

sharp boundaries. In the real data experiment, we show that *GSA*, *PCA*, and *PMRA* with down-sample enhancement are both qualitatively and quantitatively better, besides results of *PCA* and *PMRA* with down-sample enhancement are more clear and possess sharp boundaries. The effect of the proposed down-sample enhancement is also validated in both the qualitative and quantitative experiment results.

However, our generalized inverse consideration of the pan-sharpening problem limits the  $s = 1$  in the prior setting section. We will consider the prior when  $s > 1$  in the future work. Also, the spatial response functions including down-sampling and up-sampling matrix utilized resize function or mean function to mimic. The spatial response functions may need to be accurately estimated and its general inverse may need to be determined precisely. As for the prior term, the spectral of object information can be utilized by deep learning models.

### Acknowledgements

We thanks Xinlin Xie, Cong Liu, Xuchen Zhang for the discussion on the GSA methods. We also thank Fan Wang for the regularized Bayesian GSA practical experience sharing.

### References

1. Zhang, Y., Mishra, R.K.. A review and comparison of commercially available pan-sharpening techniques for high resolution satellite image fusion. In: *2012 IEEE International geoscience and remote sensing symposium*. IEEE; 2012:182–185.
2. Vivone, G., Alparone, L., Chanussot, J., Dalla Mura, M., Garzelli, A., Licciardi, G.A., Restaino, R., Wald, L.. A critical comparison among pansharpening algorithms. *IEEE Transactions on Geoscience and Remote Sensing* 2014;53(5):2565–2586.

3. Chavez, P., Sides, S.C., Anderson, J.A., et al. Comparison of three different methods to merge multiresolution and multispectral data- landsat tm and spot panchromatic. *Photogrammetric Engineering and remote sensing* 1991;57(3):295–303.
4. Vivone, G., Restaino, R., Dalla Mura, M., Licciardi, G., Chanussot, J.. Contrast and error-based fusion schemes for multispectral image pansharpening. *IEEE Geoscience and Remote Sensing Letters* 2013;11(5):930–934.
5. Aiazzi, B., Alparone, L., Baronti, S., Garzelli, A., Selva, M.. Mtf-tailored multiscale fusion of high-resolution ms and pan imagery. *Photogrammetric Engineering & Remote Sensing* 2006;72(5):591–596.
6. Carper, W., Lillesand, T., Kiefer, R., et al. The use of intensity-hue-saturation transformations for merging spot panchromatic and multispectral image data. *Photogrammetric Engineering and remote sensing* 1990;56(4):459–467.
7. Kwarteng, P., Chavez, A.. Extracting spectral contrast in landsat thematic mapper image data using selective principal component analysis. *Photogramm Eng Remote Sens* 1989;55(1):339–348.
8. Laben, C.A., Brower, B.V.. Process for enhancing the spatial resolution of multispectral imagery using pan-sharpening. 2000. US Patent 6,011,875.
9. Aiazzi, B., Baronti, S., Selva, M.. Improving component substitution pansharpening through multivariate regression of ms + pan data. *IEEE Transactions on Geoscience and Remote Sensing* 2007;45(10):3230–3239.
10. Yang, G., Cao, X., Xiao, W., Zhou, M., Liu, A., Meng, D., et al. Panflownet: A flow-based deep network for pan-sharpening. *arXiv preprint arXiv:230507774* 2023;.
11. Cao, X., Chen, Y., Cao, W.. Proximal pannet: A model-based deep network for pansharpening. In: *Proceedings of the AAAI Conference on Artificial Intelligence*; vol. 36. 2022:176–184.

12. Fu, X., Wang, M., Cao, X., Ding, X., Zha, Z.J.. A model-driven deep unfolding method for jpeg artifacts removal. *IEEE Transactions on Neural Networks and Learning Systems* 2021;33(11):6802–6816.
13. Xie, Q., Zhou, M., Zhao, Q., Meng, D., Zuo, W., Xu, Z.. Multispectral and hyperspectral image fusion by ms/hs fusion net. In: *Proceedings of the IEEE/CVF Conference on Computer Vision and Pattern Recognition*. 2019:1585–1594.
14. Ben-Israel, A., Greville, T.N.. Generalized inverses: theory and applications; vol. 15. Springer Science & Business Media; 2003.
15. Radhakrishna Rao, C.. Calculus of generalized inverses of matrices part i. general theory. *Sankhya-Series A* 1967;29:317–342.
16. Planitz, M.. 3. inconsistent systems of linear equations. *The Mathematical Gazette* 1979;63(425):181–185.
17. Yokoya, N., Iwasaki, A.. Airborne hyperspectral data over chikusei. *Space Appl Lab, Univ Tokyo, Tokyo, Japan, Tech Rep SAL-2016-05-27* 2016;5:5.
18. Vivone, G., Dalla Mura, M., Garzelli, A., Pacifici, F.. A benchmarking protocol for pansharpening: Dataset, preprocessing, and quality assessment. *IEEE Journal of Selected Topics in Applied Earth Observations and Remote Sensing* 2021;14:6102–6118.
19. Wang, Z., Ziou, D., Armenakis, C., Li, D., Li, Q.. A comparative analysis of image fusion methods. *IEEE transactions on geoscience and remote sensing* 2005;43(6):1391–1402.
20. Alparone, L., Wald, L., Chanussot, J., Thomas, C., Gamba, P., Bruce, L.M.. Comparison of pansharpening algorithms: Outcome of the 2006 grs-s data-fusion contest. *IEEE Transactions on Geoscience and Remote Sensing* 2007;45(10):3012–3021.



## Appendix

**Theorem 2.5.** if the matrix equations in **Assumption 2.1** have a solution, then one solution format to the **Assumption 2.1** is the following

$$\mathbf{X}_{mra} = \mathbf{B}^{-}\mathbf{Z} + (\mathbf{I} - \mathbf{B}^{-}\mathbf{B})\mathbf{Y}\mathbf{A}^{-}, \quad (27)$$

According to Ben-Israel and Greville (2003), the general solution is

$$\mathbf{X} = \mathbf{X}_{mra} + (\mathbf{I} - \mathbf{B}^{-}\mathbf{B})\mathbf{W}(\mathbf{I} - \mathbf{A}\mathbf{A}^{-}), \quad (28)$$

where  $\mathbf{W} \in R^{HW \times S}$  is an arbitrary matrix.

*Proof.* "⇒"  $\forall \mathbf{W} \in R^{HW \times S}, \mathbf{A}^{-} \in \mathbf{A}\{-\}, \mathbf{B}^{-} \in \mathbf{B}\{-\}$ , according to Theorem 2.3,

$$\mathbf{B}\mathbf{Y} = \mathbf{Z}\mathbf{A} \quad (29)$$

$$\mathbf{Y} = \mathbf{Y}\mathbf{A}^{-}\mathbf{A} \quad (30)$$

$$\mathbf{Z} = \mathbf{B}\mathbf{B}^{-}\mathbf{Z}, \quad (31)$$

we have

$$\mathbf{B}\mathbf{X} = \mathbf{B}(\mathbf{X}_{mra} + (\mathbf{I} - \mathbf{B}^{-}\mathbf{B})\mathbf{W}(\mathbf{I} - \mathbf{A}\mathbf{A}^{-})) \quad (32)$$

$$= \mathbf{B}\mathbf{X}_{mra} \quad (33)$$

$$= \mathbf{B}(\mathbf{B}^{-}\mathbf{Z} + (\mathbf{I} - \mathbf{B}^{-}\mathbf{B})\mathbf{Y}\mathbf{A}^{-}) \quad (34)$$

$$= \mathbf{B}\mathbf{B}^{-}\mathbf{Z} \quad (35)$$

$$= \mathbf{Z}, \quad (36)$$

$$\mathbf{X}\mathbf{A} = (\mathbf{X}_{mra} + (\mathbf{I} - \mathbf{B}^{-}\mathbf{B})\mathbf{W}(\mathbf{I} - \mathbf{A}\mathbf{A}^{-}))\mathbf{A} \quad (37)$$

$$= \mathbf{X}_{mra}\mathbf{A} \quad (38)$$

$$= (\mathbf{B}^{-}\mathbf{Z} + (\mathbf{I} - \mathbf{B}^{-}\mathbf{B})\mathbf{Y}\mathbf{A}^{-})\mathbf{A} \quad (39)$$

$$= \mathbf{B}^{-}\mathbf{Z}\mathbf{A} + \mathbf{Y}\mathbf{A}^{-}\mathbf{A} - \mathbf{B}^{-}\mathbf{B}\mathbf{Y}\mathbf{A}^{-}\mathbf{A} \quad (40)$$

$$= \mathbf{B}^{-}\mathbf{Z}\mathbf{A} + \mathbf{Y}\mathbf{A}^{-}\mathbf{A} - \mathbf{B}^{-}\mathbf{Z}\mathbf{A}\mathbf{A}^{-}\mathbf{A} \quad (41)$$

$$= \mathbf{Y}\mathbf{A}^{-}\mathbf{A} \quad (42)$$

$$= \mathbf{Y}. \quad (43)$$

" $\Leftarrow$ " $\forall \mathbf{X}$ , take  $\mathbf{W} = \mathbf{X} - \mathbf{X}_{mra}$ , it yields

$$\mathbf{X} - (\mathbf{X}_{mra} + (\mathbf{I} - \mathbf{B}^- \mathbf{B})(\mathbf{X} - \mathbf{X}_{mra})(\mathbf{I} - \mathbf{A}\mathbf{A}^-)) \quad (44)$$

$$= \mathbf{X} - \mathbf{X}_{mra} - (\mathbf{I} - \mathbf{B}^- \mathbf{B})(\mathbf{X} - \mathbf{X}_{mra})(\mathbf{I} - \mathbf{A}\mathbf{A}^-) \quad (45)$$

$$= \mathbf{B}^- \mathbf{B}(\mathbf{X} - \mathbf{X}_{mra}) + (\mathbf{X} - \mathbf{X}_{mra})\mathbf{A}\mathbf{A}^- - \mathbf{B}^- \mathbf{B}(\mathbf{X} - \mathbf{X}_{mra})\mathbf{A}\mathbf{A}^- \quad (46)$$

$$= \mathbf{B}^-(\mathbf{Y} - \mathbf{Y}) + (\mathbf{Z} - \mathbf{Z})\mathbf{A}^- - \mathbf{B}^-(\mathbf{Y} - \mathbf{Y})\mathbf{A}\mathbf{A}^- \quad (47)$$

$$= 0. \quad (48)$$

□

**Theorem 2.6.** If the matrix equations in **Assumption 2.1** have a solution, then one solution format to the **Assumption 2.1** is the following

$$\mathbf{X}_{cs} = \mathbf{B}^- \mathbf{Z} + (\mathbf{Y} - \mathbf{B}^- \mathbf{Z}\mathbf{A})\mathbf{A}^-, \quad (49)$$

and the general solution is

$$\mathbf{X} = \mathbf{X}_{cs} + (\mathbf{I} - \mathbf{B}^- \mathbf{B})\mathbf{W}(\mathbf{I} - \mathbf{A}\mathbf{A}^-), \quad (50)$$

where  $\mathbf{W} \in R^{HW \times S}$  is an arbitrary matrix.

*Proof.* " $\Rightarrow$ "  $\forall \mathbf{W} \in R^{HW \times S}$ ,  $\mathbf{A}^- \in \mathbf{A}\{-\}$ ,  $\mathbf{B}^- \in \mathbf{B}\{-\}$ , since the matrix equations in **Assumption 2.1** have a solution, according to Theorem 2.3,

$$\mathbf{B}\mathbf{Y} = \mathbf{Z}\mathbf{A} \quad (51)$$

$$\mathbf{Y} = \mathbf{Y}\mathbf{A}^- \mathbf{A} \quad (52)$$

$$\mathbf{Z} = \mathbf{B}\mathbf{B}^- \mathbf{Z}, \quad (53)$$

we have

$$\mathbf{X}_{cs} = \mathbf{B}^- \mathbf{Z} + (\mathbf{Y} - \mathbf{B}^- \mathbf{Z}\mathbf{A})\mathbf{A}^- = \mathbf{Y}\mathbf{A}^- + \mathbf{B}^- \mathbf{Z}(\mathbf{I} - \mathbf{A}\mathbf{A}^-). \quad (54)$$

It yields

$$\mathbf{X}\mathbf{A} = (\mathbf{X}_{cs} + (\mathbf{I} - \mathbf{B}^- \mathbf{B})\mathbf{W}(\mathbf{I} - \mathbf{A}\mathbf{A}^-))\mathbf{A} \quad (55)$$

$$= (\mathbf{Y}\mathbf{A}^- + \mathbf{B}^- \mathbf{Z}(\mathbf{I} - \mathbf{A}\mathbf{A}^-))\mathbf{A} \quad (56)$$

$$= \mathbf{Y}\mathbf{A}^- \mathbf{A} \quad (57)$$

$$= \mathbf{Y}, \quad (58)$$

$$\mathbf{B}\mathbf{X} = \mathbf{B}(\mathbf{X}_{cs} + (\mathbf{I} - \mathbf{B}^{-1}\mathbf{B})\mathbf{W}(\mathbf{I} - \mathbf{A}\mathbf{A}^{-})) \quad (59)$$

$$= \mathbf{B}(\mathbf{Y}\mathbf{A}^{-} + \mathbf{B}^{-1}\mathbf{Z}(\mathbf{I} - \mathbf{A}\mathbf{A}^{-})) \quad (60)$$

$$= \mathbf{Z}\mathbf{A}\mathbf{A}^{-} + \mathbf{B}\mathbf{B}^{-1}\mathbf{Z}(\mathbf{I} - \mathbf{A}\mathbf{A}^{-}) \quad (61)$$

$$= \mathbf{Z}\mathbf{A}\mathbf{A}^{-} + \mathbf{Z}(\mathbf{I} - \mathbf{A}\mathbf{A}^{-}) \quad (62)$$

$$= \mathbf{Z}. \quad (63)$$

" $\Leftarrow$ "  $\forall \mathbf{X}$  satisfying **Assumption 2.1**, take  $\mathbf{W} = \mathbf{X} - \mathbf{X}_{cs}$ , it yields

$$\mathbf{X} - (\mathbf{X}_{cs} + (\mathbf{I} - \mathbf{B}^{-1}\mathbf{B})(\mathbf{X} - \mathbf{X}_{cs})(\mathbf{I} - \mathbf{A}\mathbf{A}^{-})) \quad (64)$$

$$= \mathbf{X} - \mathbf{X}_{cs} - (\mathbf{I} - \mathbf{B}^{-1}\mathbf{B})(\mathbf{X} - \mathbf{X}_{cs})(\mathbf{I} - \mathbf{A}\mathbf{A}^{-}) \quad (65)$$

$$= \mathbf{B}^{-1}\mathbf{B}(\mathbf{X} - \mathbf{X}_{cs}) + (\mathbf{X} - \mathbf{X}_{cs})\mathbf{A}\mathbf{A}^{-} - \mathbf{B}^{-1}\mathbf{B}(\mathbf{X} - \mathbf{X}_{cs})\mathbf{A}\mathbf{A}^{-} \quad (66)$$

$$= \mathbf{B}^{-1}(\mathbf{Y} - \mathbf{Y}) + (\mathbf{Z} - \mathbf{Z})\mathbf{A}^{-} - \mathbf{B}^{-1}(\mathbf{Y} - \mathbf{Y})\mathbf{A}\mathbf{A}^{-} \quad (67)$$

$$= 0. \quad (68)$$

□

**Theorem 2.7** If the matrix equation in **Assumption 2.1** has a solution, for fixed  $\mathbf{A}^{-} \in \mathbf{A}\{-\}$  and  $\mathbf{B}^{-} \in \mathbf{B}\{-\}$  then  $\mathbf{X}_{cs} = \mathbf{X}_{mra}$ .

*Proof.* Since  $\mathbf{Z}\mathbf{A} = \mathbf{B}\mathbf{Y}$ ,

$$\mathbf{X}_{cs} = \mathbf{B}^{-1}\mathbf{Z} + (\mathbf{Y} - \mathbf{B}^{-1}\mathbf{Z}\mathbf{A})\mathbf{A}^{-} = \mathbf{B}^{-1}\mathbf{Z} + (\mathbf{Y} - \mathbf{B}^{-1}\mathbf{B}\mathbf{Y})\mathbf{A}^{-} = \mathbf{X}_{mra}. \quad (69)$$

□

**Theorem 2.8** The Gram Schmidt Adaptive method can be described as the following. Define

$$\mathbf{W} = \text{var}(\mathbf{Z}\mathbf{A})^{-1}\text{cov}(\mathbf{Z}\mathbf{A}, \mathbf{Z}) \quad (70)$$

where

$$\text{cov}(\mathbf{Z}\mathbf{A}, \mathbf{Z}) = \frac{1}{hw}(\mathbf{Z}\mathbf{A} - \mathbf{1}\frac{\mathbf{1}^T}{hw}\mathbf{Z}\mathbf{A})^T(\mathbf{Z} - \mathbf{1}\frac{\mathbf{1}^T}{hw}\mathbf{Z}), \quad (71)$$

$$\text{var}(\mathbf{Z}\mathbf{A}) = \frac{1}{hw}(\mathbf{Z}\mathbf{A} - \mathbf{1}\frac{\mathbf{1}^T}{hw}\mathbf{Z}\mathbf{A})^T(\mathbf{Z}\mathbf{A} - \mathbf{1}\frac{\mathbf{1}^T}{hw}\mathbf{Z}\mathbf{A}), \quad (72)$$

It yields

$$\mathbf{X}_{gsa} = \mathbf{B}^{-1}\mathbf{Z} + (\mathbf{Y} - \mathbf{B}^{-1}\mathbf{Z}\mathbf{A})\mathbf{W}. \quad (73)$$

The Gram Schmidt Adaptive Method can be viewed as a special case of the representation in the Theorem 2.6. If  $\text{var}(\mathbf{Z}\mathbf{A})$  is invertible, then

$$\mathbf{Y} = \mathbf{X}_{gsa}\mathbf{A} \quad (74)$$

$$\mathbf{Z} = \mathbf{B}\mathbf{X}_{gsa}. \quad (75)$$

*Proof.* According to the format of Equation 73, we only need to show that  $\mathbf{W}$  is the generalized inverse of  $\mathbf{A}$  that is  $\mathbf{A}\mathbf{W}\mathbf{A} = \mathbf{A}$ . Here, we only need to show that  $\mathbf{W}\mathbf{A} = \mathbf{1}$ .

$$\text{cov}(\mathbf{Z}\mathbf{A}, \mathbf{Z})\mathbf{A} = \frac{1}{hw}(\mathbf{Z}\mathbf{A} - \mathbf{1}\frac{\mathbf{1}^T}{hw}\mathbf{Z}\mathbf{A})^T(\mathbf{Z} - \mathbf{1}\frac{\mathbf{1}^T}{hw}\mathbf{Z})\mathbf{A} = \text{var}(\mathbf{Z}\mathbf{A}), \quad (76)$$

it yields

$$\mathbf{W}\mathbf{A} = \text{var}(\mathbf{Z}\mathbf{A})^{-1}\text{var}(\mathbf{Z}\mathbf{A}) = \mathbf{I}. \quad (77)$$

Therefore,  $\mathbf{X}_{gsa}$  satisfies

$$\mathbf{Y} = \mathbf{X}_{gsa}\mathbf{A} \quad (78)$$

$$\mathbf{Z} = \mathbf{B}\mathbf{X}_{gsa}. \quad (79)$$

□

**Theorem 2.9** If  $\mathbf{X}_{recover} = \mathbf{V}\mathbf{Z} + (\mathbf{Y} - \mathbf{V}\mathbf{Z}\mathbf{A})\mathbf{W}$ , then  $\mathbf{X}_{recover}\mathbf{A} - \mathbf{Y} = (\mathbf{I} - \mathbf{W}\mathbf{A})(\mathbf{V}\mathbf{Z}\mathbf{A} - \mathbf{Y})$ .

*Proof.*

$$\mathbf{X}_{recover}\mathbf{A} - \mathbf{Y} = (\mathbf{V}\mathbf{Z}\mathbf{A} + (\mathbf{Y} - \mathbf{V}\mathbf{Z}\mathbf{A})\mathbf{W}\mathbf{A}) - \mathbf{Y} \quad (80)$$

$$= (\mathbf{V}\mathbf{Z}\mathbf{A} + \mathbf{Y}\mathbf{W}\mathbf{A} - \mathbf{V}\mathbf{Z}\mathbf{A}\mathbf{W}\mathbf{A}) - \mathbf{Y} \quad (81)$$

$$= (\mathbf{I} - \mathbf{W}\mathbf{A})(\mathbf{V}\mathbf{Z}\mathbf{A} - \mathbf{Y}). \quad (82)$$

□

**Theorem 2.10** If  $\mathbf{X}_{recover} = \mathbf{VZA} + (\mathbf{Y} - \mathbf{VZA})\mathbf{W}$ , then  $\mathbf{BX}_{recover} - \mathbf{Z} = \mathbf{BVZ} - \mathbf{Z} + \mathbf{B}(\mathbf{Y} - \mathbf{VZA})\mathbf{W}$ .

*Proof.*

$$\mathbf{BX}_{recover} - \mathbf{Z} = \mathbf{B}(\mathbf{VZ} + (\mathbf{Y} - \mathbf{VZA})\mathbf{W}) - \mathbf{Z} \quad (83)$$

$$= \mathbf{BVZ} + \mathbf{BYW} - \mathbf{BVZAW} - \mathbf{Z} \quad (84)$$

$$= \mathbf{BVZ} - \mathbf{Z} + \mathbf{B}(\mathbf{Y} - \mathbf{VZA})\mathbf{W} \quad (85)$$

□

**Theorem 2.11** If  $\mathbf{X}_{recover} = \mathbf{VZA} + (\mathbf{Y} - \mathbf{VBY})\mathbf{W}$ , then  $\mathbf{X}_{recover}\mathbf{A} - \mathbf{Y} = \mathbf{V}(\mathbf{ZA} - \mathbf{BY}) - (\mathbf{I} - \mathbf{VB})\mathbf{Y}(\mathbf{I} - \mathbf{WA})$ .

*Proof.*

$$\mathbf{X}_{recover}\mathbf{A} - \mathbf{Y} = (\mathbf{VZA} + (\mathbf{Y} - \mathbf{VBY})\mathbf{WA}) - \mathbf{Y} \quad (86)$$

$$= (\mathbf{VBY} + \mathbf{V}(\mathbf{ZA} - \mathbf{BY}) + \mathbf{YWA} - \mathbf{Y} - \mathbf{VBYWA}) \quad (87)$$

$$= \mathbf{V}(\mathbf{ZA} - \mathbf{BY}) - (\mathbf{I} - \mathbf{VB})\mathbf{Y}(\mathbf{I} - \mathbf{WA}). \quad (88)$$

□

**Theorem 2.12** If  $\mathbf{X}_{recover} = \mathbf{VZA} + (\mathbf{Y} - \mathbf{VBY})\mathbf{W}$ , then  $\mathbf{BX}_{recover} - \mathbf{Z} = (\mathbf{BV} - \mathbf{I})\mathbf{Z} + (\mathbf{B} - \mathbf{BVB})\mathbf{YW}$ .

*Proof.*

$$\mathbf{BX}_{recover} - \mathbf{Z} = \mathbf{B}(\mathbf{VZ} + (\mathbf{Y} - \mathbf{VBY})\mathbf{W}) - \mathbf{Z} \quad (89)$$

$$= \mathbf{BVZ} + \mathbf{BYW} - \mathbf{BVBYW} - \mathbf{Z} \quad (90)$$

$$= \mathbf{BVZ} - \mathbf{Z} + \mathbf{BYW} - \mathbf{BVBYW} \quad (91)$$

$$= (\mathbf{BV} - \mathbf{I})\mathbf{Z} + (\mathbf{B} - \mathbf{BVB})\mathbf{YW} \quad (92)$$

□

**Theorem 2.13** With down-sampling enhancement(DSE), the prior component substitution method and prior multiresolution analysis methods are equivalent. That is If  $\mathbf{B} = \mathbf{Z}\mathbf{Z}^+\hat{\mathbf{B}}$  and  $\mathbf{A} = \mathbf{Z}^+\hat{\mathbf{B}}\mathbf{Y}$ , then  $\mathbf{X}_{mra} = \mathbf{B}^-\mathbf{Z} + (\mathbf{I} - \mathbf{B}^-\mathbf{B})\mathbf{Y}\mathbf{W} = \mathbf{X}_{cs} = \mathbf{B}^-\mathbf{Z} + (\mathbf{Y} - \mathbf{B}^-\mathbf{Z}\mathbf{A})\mathbf{W}$ .

*Proof.* We only need to prove  $\mathbf{B}^-\mathbf{B}\mathbf{Y}\mathbf{W} = \mathbf{B}\mathbf{Z}\mathbf{A}\mathbf{W}$  Since with down-0sampling enhancement,  $\mathbf{B} = \mathbf{Z}\mathbf{Z}^+\hat{\mathbf{B}}$  and  $\mathbf{A} = \mathbf{Z}^+\hat{\mathbf{B}}\mathbf{Y}$ , we have  $\mathbf{B}^-\mathbf{B}\mathbf{Y}\mathbf{W} = \mathbf{B}^-\mathbf{Z}\mathbf{Z}^+\hat{\mathbf{B}}\mathbf{Y}\mathbf{W} = \mathbf{B}\mathbf{Z}\mathbf{A}\mathbf{W}$  □

**Theorem 2.14** If the Assumption 2.1 has a solution, then the ground truth  $\mathbf{X}$  and  $\mathbf{X}_{mra}$  is different in the following,

$$\mathbf{X} - \mathbf{X}_{mra} = (\mathbf{I} - \mathbf{B}^-\mathbf{B})\mathbf{X}(\mathbf{I} - \mathbf{A}\mathbf{A}^-). \quad (93)$$

*Proof.*

$$\mathbf{X} - (\mathbf{B}^-\mathbf{Z} + (\mathbf{Y} - \mathbf{B}^-\mathbf{B}\mathbf{Y})\mathbf{A}^-) = \mathbf{X} - (\mathbf{B}^-\mathbf{B}\mathbf{X} + (\mathbf{X}\mathbf{A} - \mathbf{B}^-\mathbf{B}\mathbf{X}\mathbf{A})\mathbf{A}^-) \quad (94)$$

$$= (\mathbf{I} - \mathbf{B}^-\mathbf{B})\mathbf{X} + (\mathbf{I} - \mathbf{B}\mathbf{B}^-)\mathbf{X}\mathbf{A}\mathbf{A}^- \quad (95)$$

$$= (\mathbf{I} - \mathbf{B}^-\mathbf{B})\mathbf{X}(\mathbf{I} - \mathbf{A}\mathbf{A}^-) \quad (96)$$

□