

ED-NeRF: EFFICIENT TEXT-GUIDED EDITING OF 3D SCENE USING LATENT SPACE NeRF

Jangho Park^{2*}, Gihyun Kwon^{3*}, Jong Chul Ye^{1,2,3}
 Kim Jaechul Graduate School of AI¹, Robotics Program²,
 Department of Bio and Brain Engineering³, KAIST
 jhq1234, cyclomon, jong.ye@kaist.ac.kr

ABSTRACT

Recently, there has been a significant advancement in text-to-image diffusion models, leading to groundbreaking performance in 2D image generation. These advancements have been extended to 3D models, enabling the generation of novel 3D objects from textual descriptions. This has evolved into NeRF editing methods, which allow the manipulation of existing 3D objects through textual conditioning. However, existing NeRF editing techniques have faced limitations in their performance due to slow training speeds and the use of loss functions that do not adequately consider editing. To address this, here we present a novel 3D NeRF editing approach dubbed ED-NeRF by successfully embedding real-world scenes into the latent space of the latent diffusion model (LDM) through a unique refinement layer. This approach enables us to obtain a NeRF backbone that is not only faster but also more amenable to editing compared to traditional image space NeRF editing. Furthermore, we propose an improved loss function tailored for editing by migrating the delta denoising score (DDS) distillation loss, originally used in 2D image editing to the three-dimensional domain. This novel loss function surpasses the well-known score distillation sampling (SDS) loss in terms of suitability for editing purposes. Our experimental results demonstrate that ED-NeRF achieves faster editing speed while producing improved output quality compared to state-of-the-art 3D editing models.

1 INTRODUCTION

In recent years, the development of neural implicit representation for embedding three-dimensional images in neural networks has seen remarkable progress. This advancement has made it possible to render images from all angles using only a limited set of training viewpoints. Starting with the seminar work known as the Neural Radiance Field (NeRF) (Mildenhall et al., 2021), which trained radiance fields using a simple MLP network, various improved techniques (Barron et al., 2021; Reiser et al., 2021; Müller et al., 2022) based on advanced network architectures or modified encoding have been proposed. Alternatively, several methods (Sun et al., 2022; Fridovich-Keil et al., 2022; Karnewar et al., 2022; Chen et al., 2022) proposed to directly optimize voxel points serving as sources for rendering, bypassing the traditional approach of encapsulating all information within implicit networks. These methods have gained prominence for their ability to train radiance fields in a remarkably short time. In addition to representing existing 2D image data in the 3D space, recent research has explored expanded approaches for generating entirely novel 3D objects. With the emergence of text-to-image embedding models like CLIP (Radford et al., 2021), various methods have been proposed to train implicit networks that can generate new objects solely from text prompts (Jain et al., 2022). This trend has been accelerated with the advent of text-to-image diffusion generation models such as Stable Diffusion (Rombach et al., 2022), particularly through the score distillation sampling (SDS) (Poole et al., 2022) which conveys the representation of the text-to-image model to NeRF model.

However, the challenge of editing pre-trained 3D implicit networks according to specific conditions still remains as an open problem due to the constraints of tasks: maintaining the integrity of the orig-

* equally contributed



Figure 1: **Qualitative results of our method.** ED-NeRF successfully edited 3D scenes with given target text prompts while preserving the original object structure and background regions.

inal 3D images while making desired modifications. As an initial work, several approaches (Wang et al., 2022; 2023a) tried to edit the pre-trained NeRF models based on text conditions, utilizing the pre-trained CLIP model to fine-tune the parameters of NeRF models. Nevertheless, these methods exhibit notable weaknesses, including the performance limitations of the CLIP model itself and the need for rendering high-resolution images during training, which results in significant time consumption.

Recently, several editing methods proposed to leverage the enhanced expressiveness of text-to-image diffusion models such as Stable Diffusion. Some methods (Sella et al., 2023) proposed to directly employ the score distillation sampling method, with additional regularizations. However, these methods suffer from significant time consumption and instability in generation performance due to the requirement of full-resolution rendering in the training stage and limitations of the score distillation loss itself. Other alternative approaches (Haque et al., 2023) proposed to directly manipulate the training images of NeRF using text-guided image translation models. This method aims to enable the generation of 3D images corresponding to text conditions. However, it suffers from a significant drawback in terms of training time, as it requires periodic translation of training images during the training process.

To address these challenges, we are interested in developing a novel NeRF editing method to efficiently and effectively edit 3D scenes using only text prompts. To achieve this, we enable NeRF to operate directly in the NeRF latent space, similar to Latent-NeRF (Metzer et al., 2023), which helps reduce time and computational costs. However, naively rendering the latent feature of real-world scenes directly with NeRF may lead to a significant drop in view synthesis performance due to the lack of geometric consistency in the latent space. To tackle this issue, we conduct an analysis of the latent generation process and propose a novel refinement layer to enhance performance based on the analysis. Furthermore, to solve the drawback of the existing SDS-based method in editing, we propose a new sampling strategy by extending Delta Denoising Score (DDS) (Hertz et al., 2023), a 2D image editing technique based on score distillation sampling, into the 3D domain. This extension allows us to achieve high-performance editing capabilities while keeping computational costs affordable, even with large Diffusion Models such as Stable Diffusion. Given the superior editing proficiency of our approach, we’ve named it ED-NeRF (EDiting NeRF).

2 RELATED WORK

Starting from the Neural Radiance Field (NeRF) (Mildenhall et al., 2021), there have been approaches to represent three-dimensional scenes in neural fields. However, due to the slow training speed, several approaches tried to improve the performance by modifying the network architecture or training strategy (Barron et al., 2021; Müller et al., 2022; Reiser et al., 2021). Several methods without relying on neural networks showed great performance in accelerating. These include a method for optimizing the voxel fields (Sun et al., 2022; Fridovich-Keil et al., 2022; Chen et al., 2022; Karnewar et al., 2022), or decomposing the components of field representation. Based on the success of these techniques, methods for generating ‘novel’ 3D scenes have been proposed. Especially with the emergence of the text-to-image embedding model of CLIP (Radford et al., 2021), DreamField (Jain et al., 2022) leveraged CLIP to train the NeRF model for novel 3D object synthesis. Recently, the performance of the text-to-image diffusion model enabled remarkable improvement in 3D generation. Starting from DreamFusion (Poole et al., 2022), several methods (Metzger et al., 2023; Liu et al., 2023b; Xu et al., 2023) showed impactful results using the diffusion-based prior. However, these methods are limited to generating ‘novel’ 3D objects and, therefore cannot be applied to our case of NeRF-editing which tries to modify the existing 3D scenes according to the given conditions.

Compared to the novel object generation, NeRF editing is still not an explored field, due to the complexity of the task. As a basic work, several methods focused on color or geometric editing (Yuan et al., 2022; Liu et al., 2021; Kuang et al., 2023). Other works tried style transfer or appearance transfer on 3D neural fields (Zhang et al., 2022; Liu et al., 2023a; Bao et al., 2023) and showed promising results. With incorporating the CLIP model, several approaches (Wang et al., 2022; 2023a; Kim et al., 2023) tried to modify the pre-trained NeRF towards the given text conditions. Although the results show pleasing results, the method still has limitations in detailed expression due to the limitation of CLIP model itself.

Similar to the novel scene generation case, the development of text-to-image diffusion models brought significant improvement in the editing field. Starting from Score Distillation Sampling method proposed in DreamFusion, Vox-e tried to edit the pre-trained voxel fields with regularization (Sella et al., 2023). As an alternative method, InstructNerf2Nerf (Haque et al., 2023) proposed to directly leverage 2D image translation models for changing the attribute of 2D images for NeRF training. However, these methods still have limitations due to excessive training time or unstable editing from loss functions. To address the above problems, we propose an efficient method of editing with novel latent space NeRF training and improved edit-friendly loss functions.

3 METHODS

Figure 2 provides an overview of training ED-NeRF. First, we optimize NeRF in the latent space of Stable Diffusion. To do this, we encode all images using a pre-trained Variational Autoencoder (VAE) to obtain the feature vectors and guide NeRF to predict these feature vectors directly. Also, we introduce an additional refinement layer, which enhances the novel view synthesis performance of NeRF (Fig. 2(a)). At the inference stage, we can render a natural image by latent NeRF via decoding rendered latent map (Fig. 2(b)). At the editing phase, by utilizing DDS, we adjust the parameters of both NeRF and the refinement process to align the 3D scene with the provided target text (Figure 3). The detailed pipeline for this approach is outlined in the following sections.

3.1 ED-NeRF FOR 3D SCENE EDITING

NeRF (Mildenhall et al., 2021) uses MLPs to predict density σ and color \mathbf{c} for a given 3D point coordinate $\mathbf{x} = (x, y, z)$ and view direction \mathbf{d} . Through positional encoding $\gamma(\cdot)$, \mathbf{x} and \mathbf{d} are mapped into high-frequency vectors, and then fed into the neural network of NeRF, resulting in two outputs: density $\sigma \in \mathbb{R}$ and color $\mathbf{c} \in \mathbb{R}^3$.

$$(\mathbf{c}, \sigma) = F_{\theta}^c(\gamma(\mathbf{x}), \gamma(\mathbf{d})) \quad (1)$$

Through volume rendering Eq. (2), NeRF predicts the pixel color along the camera ray $\mathbf{r}(t) = \mathbf{o} + t\mathbf{d}$, with t representing the depth within the range $[t_{near}, t_{far}]$, \mathbf{o} stands for the camera position,

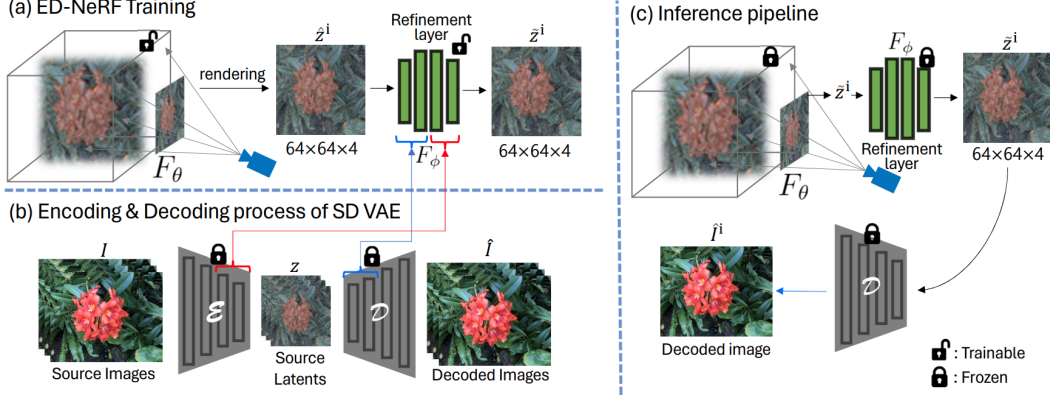


Figure 2: **Overall pipeline of training and inference stage.** (a) We optimize ED-NeRF in the latent space, supervised by source latent. Naively matching NeRF to a latent feature map during optimization can degrade view synthesis quality. (b) Inspired by the embedding process of Stable Diffusion, we integrated additional ResNet blocks and self-attention layers as a refinement layer. (c) All 3D scenes are decoded from the Decoder when ED-NeRF renders a novel view feature map.

and \mathbf{d} represents the view direction:

$$\hat{C}(r) = \int_{t_n}^{t_f} T(t) \sigma(\mathbf{r}(t)) \mathbf{c}(\mathbf{r}(t), d) dt, \text{ where } T(t) = \exp \left(- \int_{t_n}^t \sigma(\mathbf{r}(s)) ds \right). \quad (2)$$

Optimizing NeRF to render the latent feature value of the latent diffusion model offers several advantages in text-guided 3D generation. These advantages include a reduced training burden due to the decreased dimensionality of the space, and enhanced editability for the NeRF model, as the rendered outputs can be directly employed as input for the latent diffusion models. The concept of migrating NeRF to the latent space is first proposed by Latent-NeRF (Metzer et al., 2023), in which the NeRF is directly trained with the latent feature rather than RGB color. Therefore it can render a 3D scene without the encoding process during optimization when using the latent diffusion model as semantic knowledge prior. However, this work exclusively focuses on generating ‘virtual’ 3D assets without supervision, making it unsuitable for real-world scenes.

Thus, ED-NeRF is realized based on a novel latent NeRF training pipeline for synthesizing real-world scenes in the latent space. As depicted in Figure 2, when a real-world image dataset I contains multi-view images $I = \{I^i\}_{i=1}^N$, we can encode all images to the latent space of Stable Diffusion via encoder to obtain the feature: $z^i = \mathcal{E}(I^i) \in \mathbb{R}^{64 \times 64 \times 4}$. After embedding all images, we can use the latent feature maps $z := \{z^i\}_{i=1}^N$ as label data set for ED-NeRF training using the loss function:

$$\mathcal{L}_{rec} = \sum_{\mathbf{r} \in \mathcal{R}} \|Z^i(\mathbf{r}) - \hat{Z}^i(\mathbf{r})\|^2 \quad (3)$$

where Z^i denotes the pixel latent value of the latent z^i and $\hat{Z}^i(\mathbf{r})$ is rendered by the volume rendering equation:

$$\hat{Z}^i(\mathbf{r}) = \int_{t_n}^{t_f} T(t) \sigma(\gamma(t)) \mathbf{f}_z(\mathbf{r}(t), d) dt, \text{ where } T(t) = \exp \left(- \int_{t_n}^t \sigma(\mathbf{r}(s)) ds \right). \quad (4)$$

where $\mathbf{f}_z \in \mathbb{R}^4$ denotes the predicted feature value by the neural network, taking $\gamma(\mathbf{x})$ and $\gamma(\mathbf{d})$ as input:

$$(\mathbf{f}_z, \sigma) = F_\theta(\gamma(\mathbf{x}), \gamma(\mathbf{d})) \quad (5)$$

By minimizing the loss Eq. (3) to update the parameters of the neural network F_θ , we obtain a novel ED-NeRF model optimized in the latent space of the Stable Diffusion.

3.2 REFINEMENT LAYER BASED ON LATENT FEATURE ANALYSIS

When naively matching the latent generated by Eq. (3), we observed that the reconstruction performance significantly deteriorated. In addressing this issue, we analyzed the Encoder \mathcal{E} and Decoder \mathcal{D} of Stable Diffusion and discovered the following insight in the process:

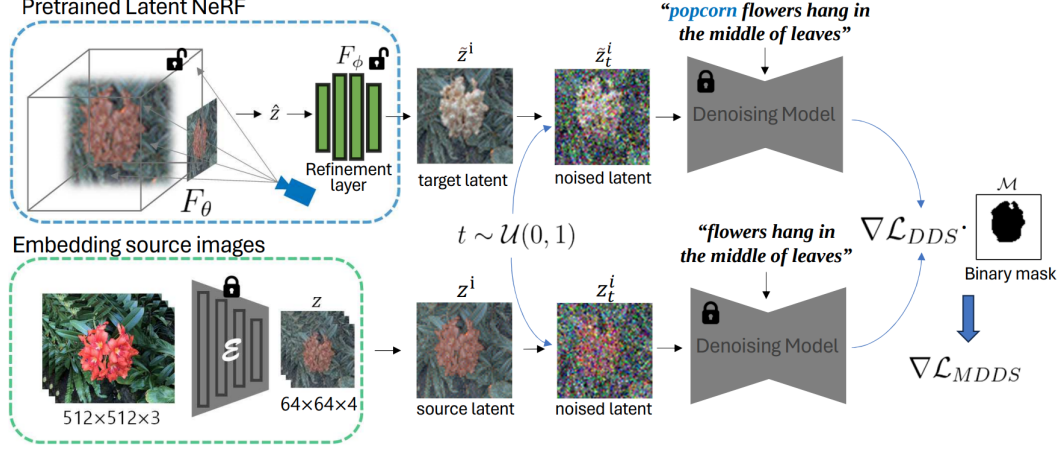


Figure 3: **Expanding DDS into 3D for ED-NeRF editing.** Pretrained ED-NeRF renders the target latent feature map, and a scheduler of the denoising model perturbs it to the sampled time step. Concurrently, the scheduler adds noise to the source latent using the same time step. Each of them is fed into the denoising model, and the DDS is determined by subtracting two different SDS scores. In combination with a binary mask, masked DDS guides NeRF in the intended direction of the target prompt without causing unintended deformations.

1) The encoder and decoder consist of ResNet blocks and self-attention layers. Therefore during the process of mapping the image to the latent space and forming a feature map, pixel values exhibit interference between each other, primarily due to ResNet and self-attention layers. Thus the latent and image pixels are not directly aligned.

2) When NeRF renders a single pixel value from the latent feature map, each ray independently passes through an MLP to determine the pixel value of the feature map. Therefore, the feature value rendered by NeRF for a single pixel is determined without interactions with other pixels.

Based on this analysis, we find that the reason for the deformed reconstruction performance of the latent NeRF lies in the inconsideration of the interactions mentioned above. Therefore, we aim to incorporate the interactions among pixels introduced by the ResNet and self-attention layers into the ED-NeRF rendering stage. Fortunately, in the Encoder and Decoder of Stable Diffusion, the embedded feature maps pass through self-attention layers at the same dimension, allowing us to concatenate two attention layers straightly. Taking advantage of this, we can design a refinement layer $F_\phi(\cdot)$ as shown in Figure 2, without dimension change of input and output vector. Let \tilde{z}^i as the pixel latent vector of the refined feature map \tilde{z}^i , where formed from $\tilde{z}^i = F_\phi(\hat{z}^i)$. Therefore, we can design a refined reconstruction loss function as follows :

$$\mathcal{L}_{ref} = \sum_{\mathbf{r} \in \mathcal{R}} \left\| Z^i(\mathbf{r}) - \tilde{Z}^i(\mathbf{r}) \right\|^2, \text{ where } \tilde{z}^i = F_\phi(\hat{z}^i) \quad (6)$$

Ultimately, we can formulate total training loss as the sum of the refinement loss \mathcal{L}_{ref} and reconstruction loss \mathcal{L}_{rec} , as follows.

$$\mathcal{L}_{tot} = \lambda_{rec} \mathcal{L}_{rec} + \lambda_{ref} \mathcal{L}_{ref} \quad (7)$$

We update NeRF and refinement layer concurrently denoted as F_θ and F_ϕ by minimizing total loss \mathcal{L}_{tot} to reconstruct latent vectors in various views. To ensure stable learning, training with λ_{rec} set to 1.0 and λ_{ref} set to 0.1 during the initial stages of training. Beyond a specific iteration threshold, we set it to 0 to encourage the refinement layer to focus more on matching the latent representations.

3.3 EDITING ED-NeRF VIA DELTA DENOISING SCORE

After optimizing ED-NeRF in the latent space, it is possible to directly employ the latent diffusion model to update ED-NeRF parameter via rendered latent map z in the direction of the target text prompt y_{trg} . The most well-known method for text-guided NeRF update is Score Distillation Sampling (SDS), which directly transfers the score estimation output as a gradient of NeRF training:

$$\nabla_{\theta} \mathcal{L}_{SDS}(\mathbf{z}, y_{trg}, \epsilon, t) = \omega(t) (\epsilon_{\psi}(\mathbf{z}_t, y_{trg}, t) - \epsilon) \frac{\partial \mathbf{z}_t}{\partial \theta} \quad (8)$$

However, in our NeRF editing case, the updating rule for SDS often shows several problems including color saturation and mode-seeking (Wang et al., 2023b). We conjecture that the problem originated from the properties of score estimation itself. Since the target noise ϵ is pure Gaussian, the score difference is not aware of any prior knowledge of source images. Therefore the generated outputs are just the replacement of hallucinated objects without consideration of source NeRF.

To solve the problem of SDS, we focus on the recently proposed 2D editing method of Delta Denoising Score (DDS) (Hertz et al., 2023). The major difference between SDS and DDS is that the distilled score is the difference between the denoising scores from target and source. As shown in Eq. (9), DDS can be formed as a difference between two SDS scores conditioned on two different text prompts:

$$\nabla_{\theta} \mathcal{L}_{\text{DDS}} = \nabla_{\theta} \mathcal{L}_{\text{SDS}}(\mathbf{z}, y_{\text{src}}) - \nabla_{\theta} \mathcal{L}_{\text{SDS}}(\hat{\mathbf{z}}, y_{\text{trg}}), \quad (9)$$

where \mathbf{z} is source latent, $\hat{\mathbf{z}}$ is rendered target latent, y_{trg} represents the target text embedding, y_{src} represents the reference text embedding. DDS guides the optimized latent towards the target prompt from the source prompt without the influence of the pure noise component, therefore it can easily edit 2D images.

We aim to extend this manipulation capability of DDS to 3D space as shown in Fig. 3. As we already have embedded source latent z^i for the i -th camera pose, we can directly use them as source components of DDS. To fine-tune the model, we render the edited output \tilde{z}^i which is also rendered from the i -th camera pose. With the paired latents, we add the same sampled noise ϵ_t with the noise scale of timestep t to the both source and edited latents so that we obtain noisy latent \tilde{z}_t^i, z_t^i . Then we apply the diffusion model to obtain estimated score outputs from noisy latents using different text conditions for source and edited images. As in Eq. (9), we can use the difference between the two outputs as a gradient for updating the NeRF parameters. In this step, we simultaneously train the NeRF parameters θ with refinement parameters ϕ as it showed better editing quality. Therefore with the random i -th camera pose, our 3D DDS is formulated as:

$$\nabla_{\theta, \phi} \mathcal{L}_{\text{DDS}} = \nabla_{\theta, \phi} \mathcal{L}_{\text{SDS}}(\mathbf{z}^i, y_{\text{src}}) - \nabla_{\theta, \phi} \mathcal{L}_{\text{SDS}}(\tilde{\mathbf{z}}^i, y_{\text{trg}}). \quad (10)$$

Although the DDS formulation improves the performance, using vanilla DDS leads to excessive changes in unwanted areas and inconsistency between two different scenes. Therefore, we propose an additional binary mask for utilizing DDS in 3D images. The objective function that combines the binary mask \mathcal{M} and DDS is as follows:

$$\nabla_{\theta, \phi} \mathcal{L}_{\text{MDDS}} = \mathcal{M} \cdot (\nabla_{\theta, \phi} \mathcal{L}_{\text{DDS}}), \quad (11)$$

where \cdot denotes the pixel-wise multiplication and \mathcal{M} is the conditional binary mask of the specific region of the target prompt to change. This mask is generated by utilizing off-the-shelf text prompt segmentation models such as CLIPSeg (Lüdtke & Ecker, 2022) and SAM (Kirillov et al., 2023) to segment the target region by a text prompt.

Despite the use of a binary mask, masked DDS loss $\nabla \mathcal{L}_{\text{MDDS}}$ update all parameters of NeRF potentially affecting even undesired areas. As a result, solely depending on the masked DDS loss may inadvertently result in alterations beyond the mask boundaries. Hence, we introduce an additional reconstruction loss as follows to mitigate undesired deformations beyond the mask.

$$\mathcal{L}_{\text{Mrec}} = \lambda_{\text{im}} \cdot \mathcal{M} \cdot \mathcal{L}_{\text{rtot}} + \lambda_{\text{om}} \cdot (1 - \mathcal{M}) \cdot \mathcal{L}_{\text{rtot}}. \quad (12)$$

Finally, the total editing loss is as follows:

$$\mathcal{L}_{\text{tot}} = \mathcal{L}_{\text{MDDS}} + \mathcal{L}_{\text{Mrec}} \quad (13)$$

By suppressing undesired alterations through the use of the masked reconstruction loss $\mathcal{L}_{\text{Mrec}}$, our total editing objective function updates NeRF and refinement layer F_{θ} and F_{ϕ} , ensuring NeRF renders novel views in accordance with the desired text conditions.

4 EXPERIMENTAL RESULTS

4.1 BASELINE METHODS

To comprehensively evaluate the performance of our method, we perform comparative experiments comparing it to state-of-the-art methods. As CLIP-based text guidance editing methods, we used



Figure 4: **Comparison with baseline models.** ED-NeRF demonstrates outstanding performance in effectively altering specific objects compared to other models. Baseline methods often failed to maintain the region beyond the target objects and failed to guide the model towards the target text.

CLIP-NeRF (Wang et al., 2022) and NeRF-Art (Wang et al., 2023a). CLIP-NeRF encodes the images rendered by NeRF to the CLIP embedding space, allowing it to transform the images according to the text condition. As an improved method, NeRF-Art trains NeRF with various regularization functions to ensure that CLIP-edited NeRF can preserve the structure of the original NeRF. For fair experiments, we re-implemented the methods to TensoRF backbone, referencing the official source codes. For the diffusion-based editing, we chose Masked SDS (Poole et al., 2022) and InstructNeRF2NeRF (Haque et al., 2023) as the methods that target local editing. In the masked SDS setting, we fine-tuned the pre-trained NeRF with applying basic SDS loss only to the masked regions so that the NeRF model is locally edited. InstructNeRF2NeRF (Haque et al., 2023) leverages the powerful generation capabilities of diffusion models to sequentially modify the entire dataset to align with text conditions and use the modified dataset as a new source for NeRF training. We utilized a database comprising real-world images, including LLFF (Mildenhall et al., 2019) and IBNet (Wang et al., 2021) datasets, as well as the human face dataset employed in Instruction-NeRF2NeRF (Haque et al., 2023).

4.2 QUALITATIVE RESULTS

Text-guided editing of 3D scenes. As shown in Figure 1, our method shows its capability to edit various image types with different textual contexts. Specifically, when altering 3D scenes, it is possible to achieve the effective transformation of specific objects without affecting other parts. Our baseline method InstructNeRF2NeRF (Haque et al., 2023) shows decent results with high consis-



Figure 5: **Ablation studies.** (a) If we only use DDS loss, the model fails to maintain the attribute of untargeted regions and often fails to reflect text conditions. (b) If we do not use masked reconstruction regularization, again the regions beyond the target objects are excessively changed. (c) If we remove the mask from DDS, unwanted artifacts occur in untargeted regions. (d) With removing the proposed refinement layer, the results become blurry as the backbone NeRF cannot fully embed real-world scenes. Our proposed setting can modify a specific region in a 3D scene and follow the target word without causing unwanted deformations.

tency between images and text conditions, as well as view consistency across scenes. However, it faces limitations in accurately transforming the specific objects to match text conditions and may introduce undesired image alterations beyond the specific objects. In Masked SDS, the output accurately edits the local objects towards target text conditions, but the edited output fails to reflect the structure of the original NeRF structure and shows unwanted artifacts. In the case of NeRF-ART, the entire image is embedded into the CLIP space, and it does not inherently recognize and modify only specific objects. Therefore, it exhibits limitations in recognizing and altering specific objects. CLIP-NeRF also encodes the images rendered by NeRF to the CLIP embedding space, allowing it to transform the images according to the text condition. However, its performance falls short when it comes to altering specific parts or objects in a similar manner. On the other hand, our ED-NeRF exhibited powerful abilities in editing 3D scenes by specifying certain parts through text, surpassing other models. It not only excelled in changing objects but also demonstrated the capability to faithfully follow and modify areas that are not objects, such as the ground, in accordance with the text condition.

4.3 QUANTITATIVE RESULTS

CLIP Directional Score. In order to quantitatively measure the editing performance, we show the comparison results using CLIP Directional scores (Gal et al., 2021). The CLIP Directional score quantifies the alignment between textual caption modifications and corresponding image alterations. We rendered multiple view images from NeRF and measured the average score over images. When compared to baseline methods, our model obtained the best similarity scores. The result indicates that our edited NeRF accurately reflects the target text conditions.

User Study. In order to further measure the perceptual preference of human subjects, we conducted an additional user study. For the study, we rendered images from edited NeRF using 5 different scenes from LLFF and IBRnet. We gathered feedback from 20 subjects aged between their 20s and 40s. Each participant was presented with randomly selected multi-view renderings from our model and baselines and provided feedback through a preference scoring survey. We set the minimum score as 1 and the maximum score is 5, and users can choose the score among 5 options: 1-very low, 2-low, 3-middle, 4-high, 5-very high. To measure the performance of editing, we asked two questions for each sample: 1) Does the image reflect the target text condition? (Text score) 2) Does the model accurately edit the target object? (Preservation). 3) Does the 3D scenes preserve view consistency? (view consistency). In Table 1, we show the user study results. Compared with baseline

Metrics	CLIP-NeRF	NeRF-Art	Instruct N2N	Mask SDS	Ours
CLIP Direction Score \uparrow	0.1648	0.1947	0.2053	0.1409	0.2265
Text score \uparrow	2.56	3.20	3.29	3.14	3.88
Preservation \uparrow	2.30	2.97	3.08	2.76	4.09
view consistency \uparrow	3.21	3.79	3.28	3.56	3.64

Table 1: **Quantitative Comparison.** We compared the text-image similarity between the target text and rendered output from edited NeRF (CLIP Directional Score). Also, we show the user study results on three categories of text-guidance score, source preservation score, and view consistency. The results show that ours shows improved perceptual score among baseline models.

methods, our method showed the best score in text score and preservation, and second best in view consistency. Overall, ours outperformed the baseline models in perceptual quality.




Figure 6: **Ablation study on refinement layer.** Novel view synthesis results of our ED-NeRF method. An additional refinement layer enhances the performance of rendering quality compared to naive training cases.

4.4 ABLATION STUDIES

To evaluate our proposed components, we conducted an ablations study in Figure 5. (a) If we only use DDS, the method fails to maintain the untargeted regions with artifacts, even failing in training (e.g. fossil). (b) If we do not use regularization \mathcal{L}_{Mrec} , the edited results show the target text attribute, but again the regions beyond the target objects are severely degraded. (c) When we remove mask guidance on DDS, (w/o \mathcal{L}_{MDDS}), unwanted minor deformations occur due to the gradient of DDS affecting the regions outside the mask. (d) When we remove our refinement layer, the results show blurry outputs, which indicate that latent NeRF is not accurately trained. When we utilize all the components we proposed, we can reliably transform the 3D scene into the desired target object while preserving the original structure source NeRF. In order to further show the effect of our proposed refinement layer, we compare the reconstruction quality in Figure 6. We can observe that the reconstruction output from our refinement layer shows fine details when compared to the basic setting. As already shown in our previous ablation study in Figure 5, the refinement layer improves the latent space NeRF training which is crucial in the final edited output.

5 CONCLUSION

In this paper, we introduced a novel ED-NeRF method optimized in the latent space. By enabling NeRF to directly predict latent features, it efficiently harnesses the text-guided score function of latent diffusion models without the need for an encoder. By doing so, our approach is able to effectively reduce computation costs and address the burden of previous models that required rendering at full resolution to utilize the diffusion model. We extended the strong 2D image editing performance

of DDS to the 3D scene and also introduced a new loss function based on the mask. As a result, it showed high performance in object-specific editing, a task that previous models struggled with. We experimented with our proposed approach across various datasets, and as a result, it demonstrated strong adherence to text prompts in diverse scenes without undesired deformation.

6 ETHICS AND REPRODUCIBILITY STATEMENTS

Ethics statement. ED-NeRF enables efficient and accurate text-guided NeRF editing, which can be applied to various applications. However, our ED-NeRF can be used for creating obscene objects which may cause the users to feel offended. In order to prevent the possible side effects, we can use a filtered diffusion model that does not contain malicious text conditions.

Reproducibility statement. We detailed our experimental process and parameter settings in our Appendix. We will upload our source code to an anonymous repository for reproduction.

REFERENCES

- Chong Bao, Yinda Zhang, Bangbang Yang, Tianxing Fan, Zesong Yang, Hujun Bao, Guofeng Zhang, and Zhaopeng Cui. Sine: Semantic-driven image-based nerf editing with prior-guided editing field. In *Proceedings of the IEEE/CVF Conference on Computer Vision and Pattern Recognition*, pp. 20919–20929, 2023.
- Jonathan T Barron, Ben Mildenhall, Matthew Tancik, Peter Hedman, Ricardo Martin-Brualla, and Pratul P Srinivasan. Mip-nerf: A multiscale representation for anti-aliasing neural radiance fields. In *Proceedings of the IEEE/CVF International Conference on Computer Vision*, pp. 5855–5864, 2021.
- Anpei Chen, Zexiang Xu, Andreas Geiger, Jingyi Yu, and Hao Su. Tensorf: Tensorial radiance fields. In *European Conference on Computer Vision*, pp. 333–350. Springer, 2022.
- Sara Fridovich-Keil, Alex Yu, Matthew Tancik, Qinhong Chen, Benjamin Recht, and Angjoo Kanazawa. Plenoxels: Radiance fields without neural networks. In *Proceedings of the IEEE/CVF Conference on Computer Vision and Pattern Recognition*, pp. 5501–5510, 2022.
- Rinon Gal, Or Patashnik, Haggai Maron, Gal Chechik, and Daniel Cohen-Or. Stylegan-nada: Clip-guided domain adaptation of image generators. *arXiv preprint arXiv:2108.00946*, 2021.
- Ayaan Haque, Matthew Tancik, Alexei A Efros, Aleksander Holynski, and Angjoo Kanazawa. Instruct-nerf2nerf: Editing 3d scenes with instructions. *arXiv preprint arXiv:2303.12789*, 2023.
- Amir Hertz, Kfir Aberman, and Daniel Cohen-Or. Delta denoising score. *arXiv preprint arXiv:2304.07090*, 2023.
- Ajay Jain, Ben Mildenhall, Jonathan T Barron, Pieter Abbeel, and Ben Poole. Zero-shot text-guided object generation with dream fields. In *Proceedings of the IEEE/CVF Conference on Computer Vision and Pattern Recognition*, pp. 867–876, 2022.
- Animesh Karnear, Tobias Ritschel, Oliver Wang, and Niloy Mitra. Relu fields: The little non-linearity that could. In *ACM SIGGRAPH 2022 Conference Proceedings*, pp. 1–9, 2022.
- Hyunsu Kim, Gayoung Lee, Yunje Choi, Jin-Hwa Kim, and Jun-Yan Zhu. 3d-aware blending with generative nerfs. *arXiv preprint arXiv:2302.06608*, 2023.
- Alexander Kirillov, Eric Mintun, Nikhila Ravi, Hanzi Mao, Chloe Rolland, Laura Gustafson, Tete Xiao, Spencer Whitehead, Alexander C Berg, Wan-Yen Lo, et al. Segment anything. *arXiv preprint arXiv:2304.02643*, 2023.
- Zhengfei Kuang, Fujun Luan, Sai Bi, Zhixin Shu, Gordon Wetzstein, and Kalyan Sunkavalli. Palettenerf: Palette-based appearance editing of neural radiance fields. In *Proceedings of the IEEE/CVF Conference on Computer Vision and Pattern Recognition*, pp. 20691–20700, 2023.

- Kunhao Liu, Fangneng Zhan, Yiwen Chen, Jiahui Zhang, Yingchen Yu, Abdulmotaleb El Sadik, Shijian Lu, and Eric P Xing. Stylef: Zero-shot 3d style transfer of neural radiance fields. In *Proceedings of the IEEE/CVF Conference on Computer Vision and Pattern Recognition*, pp. 8338–8348, 2023a.
- Ruoshi Liu, Rundi Wu, Basile Van Hoorick, Pavel Tokmakov, Sergey Zakharov, and Carl Vondrick. Zero-1-to-3: Zero-shot one image to 3d object. *arXiv preprint arXiv:2303.11328*, 2023b.
- Steven Liu, Xiuming Zhang, Zhoutong Zhang, Richard Zhang, Jun-Yan Zhu, and Bryan Russell. Editing conditional radiance fields. In *Proceedings of the IEEE/CVF international conference on computer vision*, pp. 5773–5783, 2021.
- Timo Lüddecke and Alexander Ecker. Image segmentation using text and image prompts. In *Proceedings of the IEEE/CVF Conference on Computer Vision and Pattern Recognition*, pp. 7086–7096, 2022.
- Gal Metzer, Elad Richardson, Or Patashnik, Raja Giryes, and Daniel Cohen-Or. Latent-nerf for shape-guided generation of 3d shapes and textures. In *Proceedings of the IEEE/CVF Conference on Computer Vision and Pattern Recognition*, pp. 12663–12673, 2023.
- Ben Mildenhall, Pratul P. Srinivasan, Rodrigo Ortiz-Cayon, Nima Khademi Kalantari, Ravi Ramamoorthi, Ren Ng, and Abhishek Kar. Local light field fusion: Practical view synthesis with prescriptive sampling guidelines. *ACM Transactions on Graphics (TOG)*, 2019.
- Ben Mildenhall, Pratul P Srinivasan, Matthew Tancik, Jonathan T Barron, Ravi Ramamoorthi, and Ren Ng. Nerf: Representing scenes as neural radiance fields for view synthesis. *Communications of the ACM*, 65(1):99–106, 2021.
- Thomas Müller, Alex Evans, Christoph Schied, and Alexander Keller. Instant neural graphics primitives with a multiresolution hash encoding. *ACM Transactions on Graphics (ToG)*, 41(4):1–15, 2022.
- Ben Poole, Ajay Jain, Jonathan T Barron, and Ben Mildenhall. Dreamfusion: Text-to-3d using 2d diffusion. *arXiv preprint arXiv:2209.14988*, 2022.
- Alec Radford, Jong Wook Kim, Chris Hallacy, Aditya Ramesh, Gabriel Goh, Sandhini Agarwal, Girish Sastry, Amanda Askell, Pamela Mishkin, Jack Clark, et al. Learning transferable visual models from natural language supervision. In *International conference on machine learning*, pp. 8748–8763. PMLR, 2021.
- Christian Reiser, Songyou Peng, Yiyi Liao, and Andreas Geiger. Kilonerf: Speeding up neural radiance fields with thousands of tiny mlps. In *Proceedings of the IEEE/CVF International Conference on Computer Vision*, pp. 14335–14345, 2021.
- Robin Rombach, Andreas Blattmann, Dominik Lorenz, Patrick Esser, and Björn Ommer. High-resolution image synthesis with latent diffusion models. In *Proceedings of the IEEE/CVF conference on computer vision and pattern recognition*, pp. 10684–10695, 2022.
- Etai Sella, Gal Fiebelman, Peter Hedman, and Hadar Averbuch-Elor. Vox-e: Text-guided voxel editing of 3d objects. *arXiv preprint arXiv:2303.12048*, 2023.
- Cheng Sun, Min Sun, and Hwann-Tzong Chen. Direct voxel grid optimization: Super-fast convergence for radiance fields reconstruction. In *Proceedings of the IEEE/CVF Conference on Computer Vision and Pattern Recognition*, pp. 5459–5469, 2022.
- Can Wang, Menglei Chai, Mingming He, Dongdong Chen, and Jing Liao. Clip-nerf: Text-and-image driven manipulation of neural radiance fields. In *Proceedings of the IEEE/CVF Conference on Computer Vision and Pattern Recognition*, pp. 3835–3844, 2022.
- Can Wang, Ruixiang Jiang, Menglei Chai, Mingming He, Dongdong Chen, and Jing Liao. Nerf-art: Text-driven neural radiance fields stylization. *IEEE Transactions on Visualization and Computer Graphics*, 2023a.

Qianqian Wang, Zhicheng Wang, Kyle Genova, Pratul Srinivasan, Howard Zhou, Jonathan T. Barron, Ricardo Martin-Brualla, Noah Snavely, and Thomas Funkhouser. Ibrnet: Learning multi-view image-based rendering. In *CVPR*, 2021.

Zhengyi Wang, Cheng Lu, Yikai Wang, Fan Bao, Chongxuan Li, Hang Su, and Jun Zhu. Prolific-dreamer: High-fidelity and diverse text-to-3d generation with variational score distillation. *arXiv preprint arXiv:2305.16213*, 2023b.

Jiale Xu, Xintao Wang, Weihao Cheng, Yan-Pei Cao, Ying Shan, Xiaohu Qie, and Shenghua Gao. Dream3d: Zero-shot text-to-3d synthesis using 3d shape prior and text-to-image diffusion models. In *Proceedings of the IEEE/CVF Conference on Computer Vision and Pattern Recognition*, pp. 20908–20918, 2023.

Yu-Jie Yuan, Yang-Tian Sun, Yu-Kun Lai, Yuewen Ma, Rongfei Jia, and Lin Gao. Nerf-editing: geometry editing of neural radiance fields. In *Proceedings of the IEEE/CVF Conference on Computer Vision and Pattern Recognition*, pp. 18353–18364, 2022.

Kai Zhang, Nick Kolkin, Sai Bi, Fujun Luan, Zexiang Xu, Eli Shechtman, and Noah Snavely. Arf: Artistic radiance fields. In *European Conference on Computer Vision*, pp. 717–733. Springer, 2022.

A EXPERIMENTAL DETAILS

Training ED-NeRF details. For optimizing NeRF in Latent space, we use TensorRF as backbone for fast and efficient rendering with up to 64 resolution by supervision. As stated in the original TensorRF, we use Adam optimizer. For RGB NeRF, the color values to predict are constrained within the range of 0 to 1. In the case of NeRF trained in the latent space, the range of latent values is at least between -3 and 3, which leads to faster convergence than density. Therefore, we set the learning rate for trainable density voxels, which form the sigma in the original TensorRF, to 0.04, while keeping the learning rates for other components the same as TensorRF at 0.02 during training. During the training process, ED-NeRF needed to form a feature map of size 64 resolution, therefore we configured the batch size to be 4096-pixel rays. We train ED-NeRF in latent space with source latent feature map supervision for 100k steps on the single NVIDIA RTX 3090. When fine-tuning ED-NeRF for editing purposes, we train ED-NeRF for 5k steps. We set λ_{om} as 100 and λ_{im} as 0.01 to strongly preserve the regions outside the mask while editing and reflecting the objects within the mask.

Generate source image and latent feature map. Datasets such as LLFF and IBRNet typically contain categories with a limited quantity of images. As mentioned earlier, due to the lack of guaranteed geometric consistency within the latent space, synthesizing views using NeRF with a limited dataset is an exceptionally challenging task. To address this issue from an editing perspective, we leveraged a pre-trained NeRF model trained on RGB images. We employed publicly available NeRF models for novel view synthesis, and when required, we trained our own RGB NeRF. Using this pre-trained NeRF, we generated novel view images by capturing over 100 views along a spiral camera path. Subsequently, these generated images were utilized as part of the source image dataset, denoted as I . The required number of iterations for convergence to the target scene can vary depending on the dataset, influenced by the provided images and text prompts.

B TIME COMPARISON

To evaluate the effectiveness of our proposed ED-NeRF, we compared the overall fine-tuning time of text-guided editing. In the baseline methods, as the models apply editing on full-resolution NeRF backbones, they require a much longer time to obtain reasonable edited outputs. Especially for the Instruct-NeRF2NeRF, the overall editing time is over 30 minutes, as there should be periodic replacement of edited 2D images. Therefore the training time is much longer than other baselines. In the case of CLIP-NeRF, the editing time is relatively short (about 6 min) compared to other baselines, but the overall quality is degraded as shown in our main script. Although NeRF art uses a similar training scheme to CLIP-NeRF, the model takes longer time over 15 minutes as the method uses additional regularizations for editing. In Masked SDS the average editing time is about 8 minutes, but again the output quality is not better than other methods. In our case, when it comes to easy cases such as color change the fine-tuning time takes less than 3 minutes. In more complex cases, the training time is up to 14 minutes. In the case of CLIP-Nerf and mask-SDS, the longer training could not get improvement. Compared with other state-of-the-art baselines such as Instruct NeRF2NeRF and Nerf-Art, our method shows better efficiency in training. Furthermore, we compare the time it takes for the existing RGB NeRF model and ED-NeRF to generate 512x512 RGB images. Based on the LLFF dataset, TensorRF takes an average of 2.7143 seconds to render a single 512-resolution image. In contrast, our ED-NeRF, which renders the latent feature map and decodes it into an RGB image, takes an average of 1.1240 seconds per image. As a result of training in the latent space and reducing the resolution, ED-NeRF shortens the inference time by 2.4 times.

C LIMITATIONS

Since we leverage a pre-trained Stable Diffusion model, there should be limitations in the generative performance of the diffusion model itself. For example, as shown in Figure 7 if we try to apply text conditions that are very far from the source object, (e.g., ‘a statue’ to ‘black hole under a statue’) sometimes the output quality is degraded. This may be solved when we use an improved version of the latent diffusion model.

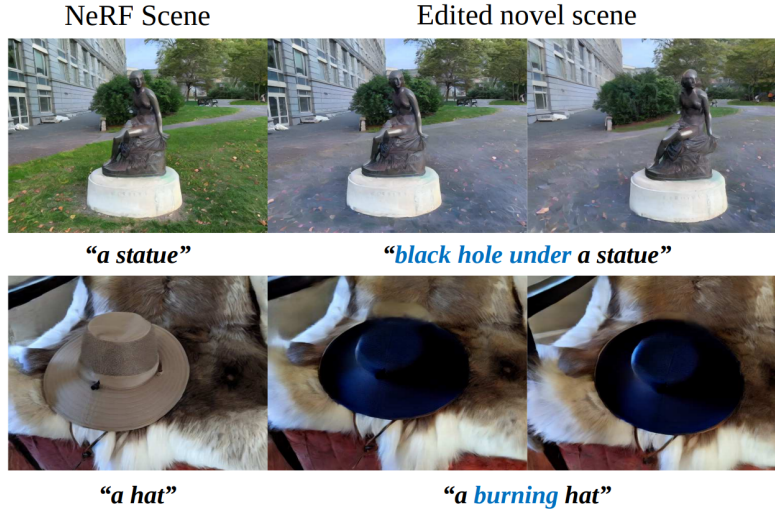


Figure 7: **Failure case.** The diffusion model is a 2D-based image generation model, so it may not consistently perform well in 3D image editing tasks. In this example, we aimed to change ‘statue’ to ‘black hole under a statue’ and ‘a hat’ to ‘a burning hat.’

D ADDITIONAL RESULTS

To further show the edited results, we show multi-view rendered outputs from our edited NeRF in Figure.8. The top scenes are altered from a reference to ‘statue’ to ‘gold statue’ and the scene just below it is changed from ‘ground under the statue’ to ‘water pond ground under the statue.’ In the case of the car images, ‘SUV’ is modified to ‘gold SUV,’ followed by ‘shallow water pond under the SUV.’ Lastly, in the picture of the man, it changes from ‘a man in the gray sweater’ to ‘a man in the batman suit,’ and subsequently to ‘Einstein in the gray sweater.’ Through our unique method, we were able to achieve a very high-quality edited 3D scene. In particular, our model could even depict objects in the original scene being reflected in the water when we changed the target region to a ‘water pond.’

In Figure 9, we present the rendering results of the ED-NeRF trained in the latent space. These results represent the state before changing the image with the target text, demonstrating that ED-NeRF can effectively represent real-world 3D scenes with a 64-resolution latent feature map and depth map. As depicted in Figure 2 (c), the RGB image is obtained by rendering the 64-resolution feature map with ED-NeRF, followed by decoding to generate a 512-resolution image, which is then resized to 504×378 . The depth map, on the other hand, is directly resized from 64 resolution to 504×378 .



Figure 8: **Edited scene in various views.** We conduct an experiment where we manipulate different objects with text prompts in various views. It demonstrates the ability to edit various elements within 3D scenes and verify their accurate transformation in response to the provided text prompts. ED-NeRF has a depth map for the training scene in the latent space, with a resolution of 64. For visualization purposes, we resize it to 504x378 resolution in the above image.

ED-NeRF optimized in latent space of Stable Diffusion




Figure 9: **Visualized latent feature and depth map.** As illustrated in the figure, the ED-NeRF trained in the latent space is capable of generating a high-quality depth map. We show visualizations of the features rendered by ED-NeRF from various scenes and angles before the editing phase. RGB images are the result of decoding latent feature maps rendered by our NeRF using Stable Diffusion, and they are resized from 512×512 resolution to 504×378 resolution for visualization purposes. Similarly, the depth maps are formed alongside the latent feature map at a resolution of 64×64 , and it has also been resized to 504×378 resolution for visualization.