

# ON MEMORIZATION IN DIFFUSION MODELS

Xiangming Gu<sup>\*1</sup>, Chao Du<sup>†2</sup>, Tianyu Pang<sup>†2</sup>, Chongxuan Li<sup>3</sup>, Min Lin<sup>2</sup>, Ye Wang<sup>†1</sup>

<sup>1</sup>School of Computing, National University of Singapore

<sup>2</sup>Sea AI Lab, Singapore

<sup>3</sup>Gaoling School of Artificial Intelligence, Renmin University of China

xiangming@u.nus.edu; {duchao, tianyupang, linmin}@sea.com;

chongxuanli@ruc.edu.cn; wangye@comp.nus.edu.sg

## ABSTRACT

Due to their capacity to generate novel and high-quality samples, diffusion models have attracted significant research interest in recent years. Notably, the typical training objective of diffusion models, i.e., denoising score matching, has a closed-form optimal solution that can only generate training data replicating samples. This indicates that a memorization behavior is theoretically expected, which contradicts the common generalization ability of state-of-the-art diffusion models, and thus calls for a deeper understanding. Looking into this, we first observe that memorization behaviors tend to occur on smaller-sized datasets, which motivates our definition of effective model memorization (EMM), a metric measuring the maximum size of training data at which a learned diffusion model approximates its theoretical optimum. Then, we quantify the impact of the influential factors on these memorization behaviors in terms of EMM, focusing primarily on data distribution, model configuration, and training procedure. Besides comprehensive empirical results identifying the influential factors, we surprisingly find that conditioning training data on uninformative random labels can significantly trigger the memorization in diffusion models. Our study holds practical significance for diffusion model users and offers clues to theoretical research in deep generative models. Code is available at <https://github.com/sail-sg/DiffMemorize>.

## 1 INTRODUCTION

In the last few years, diffusion models (Sohl-Dickstein et al., 2015; Song & Ermon, 2019; Ho et al., 2020; Song et al., 2021) have achieved significant success across diverse domains of generative modeling, including image generation (Dhariwal & Nichol, 2021; Karras et al., 2022), text-to-image synthesis (Rombach et al., 2022; Ramesh et al., 2022), audio/speech synthesis (Kim et al., 2022; Huang et al., 2023), graph generation (Xu et al., 2022; Vignac et al., 2022), and 3D content generation (Poole et al., 2023; Lin et al., 2023). Substantial empirical evidence attests to the ability of diffusion models to generate diverse and novel high-quality samples (Dhariwal & Nichol, 2021; Nichol & Dhariwal, 2021; Nichol et al., 2021), underscoring their powerful capability of abstracting and comprehending the characteristics of the training data.

Diffusion models posit a forward diffusion process  $\{z_t\}_{t \in [0, T]}$  that gradually introduces Gaussian noise to a data point  $x$ , resulting in a transition distribution  $q_t(z_t|x) = \mathcal{N}(z_t|\alpha_t x, \sigma_t^2 \mathbf{I})$ . The coefficients  $\alpha_t$  and  $\sigma_t$  are chosen such that the initial distribution  $q_0(z_0)$  aligns with the data distribution  $P(x)$  while steering it towards an approximately Gaussian distribution  $q_T(z_T)$ . Sampling from the data distribution  $P$  can then be achieved by reversing this process, for which a critical unknown term is the data score  $\nabla_{z_t} \log q_t(z_t)$  (Song et al., 2021). Diffusion models approximate the data scores with a score model  $s_\theta(z_t, t)$ , which is typically learned via denoising score matching (DSM) (Vincent, 2011):

$$\mathcal{J}_{\text{DSM}}(\theta) \triangleq \frac{1}{2N} \sum_{n=1}^N \mathbb{E}_{t, \epsilon \sim \mathcal{N}(\mathbf{0}, \mathbf{I})} \|s_\theta(\alpha_t x_n + \sigma_t \epsilon, t) + \epsilon / \sigma_t\|_2^2, \quad (1)$$

<sup>\*</sup>Work done during an internship at Sea AI Lab. <sup>†</sup>Corresponding authors.

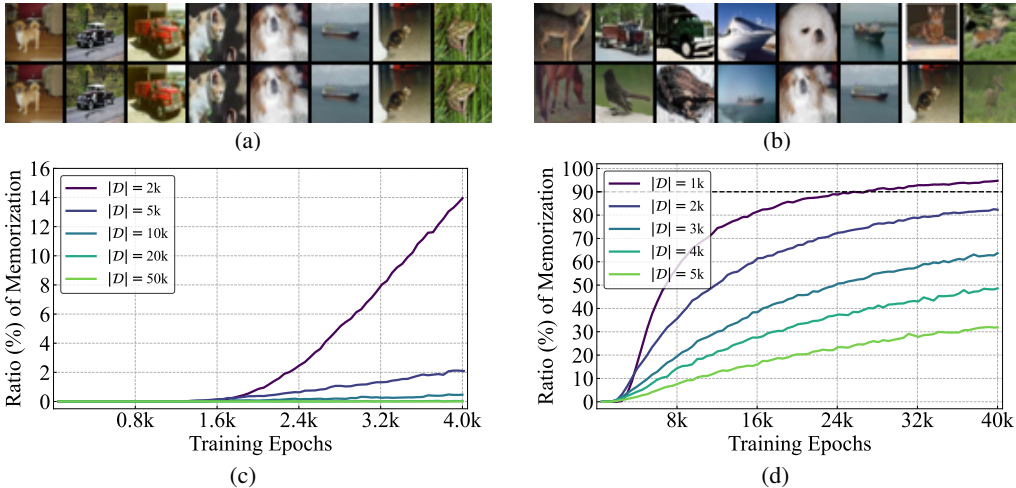


Figure 1: The overall motivation for this work. The top two figures illustrate the generated CIFAR-10 images (first row) and their  $\ell_2$ -nearest training samples in dataset  $\mathcal{D}$  (second row) by two distinct models: (a) the theoretical optimum defined in Eq. (2), and (b) EDM (Karras et al., 2022). A clear gap is observed as EDM generates novel samples, while the optimum does not. The bottom two figures show that (c) reducing the dataset size  $|\mathcal{D}|$  and (d) extending the number of training epochs trigger memorization behavior in EDM.

given a dataset of  $N$  training samples  $\mathcal{D} \triangleq \{x_n | x_n \sim P(x)\}_{n=1}^N$ . Interestingly, it is not difficult to identify the optimal solution of Eq. (1) (assuming sufficient capacity of  $\theta$ , see proof in Appendix A.1):

$$\mathfrak{s}_\theta^*(z_t, t) = \left( \sum_{n'=1}^N \exp \left( - \frac{\|\alpha_t x_{n'} - z_t\|_2^2}{2\sigma_t^2} \right) \right)^{-1} \cdot \sum_{n=1}^N \exp \left( - \frac{\|\alpha_t x_n - z_t\|_2^2}{2\sigma_t^2} \right) \frac{\alpha_t x_n - z_t}{\sigma_t^2}, \quad (2)$$

which, however, leads the reverse process towards the empirical data distribution, defined as  $\hat{P}(x) = \frac{1}{N} \sum_{n=1}^N \delta(x - x_n)$ . Consequently, the optimal score model in Eq. (2) can only produce samples that replicate the training data, as shown in Fig. 1a, suggesting a *memorization* behavior (van den Burg & Williams, 2021).<sup>1</sup> This evidently contradicts the typical generalization capability exhibited by state-of-the-art diffusion models such as EDM (Karras et al., 2022), as illustrated in Fig. 1b.

Such intriguing gap prompts inquiries into (i) the conditions under which the learned diffusion models can faithfully approximate the optimum  $\mathfrak{s}_\theta^*$  (essentially showing memorization) and (ii) the influential factors governing memorization behaviors in diffusion models. Besides a clear issue of potential adverse generalization performance (Yoon et al., 2023), it further raises a crucial concern that diffusion models trained with Eq. (1) might imperceptibly memorize the training data, exposing several risks such as privacy leakage (Somepalli et al., 2023b) and copyright infringement (Somepalli et al., 2023a; Zhao et al., 2023). For example, Carlini et al. (2023) show that it is possible to extract a few training images from Stable Diffusion (Rombach et al., 2022), substantiating a tangible hazard.

In response to these inquiries and concerns, this paper presents a comprehensive empirical study on memorization behavior in diffusion models. We start with an analysis of EDM (Karras et al., 2022) on CIFAR-10, noting that memorization tends to occur when trained on smaller-sized datasets, while remaining undetectable on larger datasets. This motivates our definition of *effective model memorization* (EMM), a metric quantifying the maximum number of training data points (sampled from distribution  $P$ ) at which a diffusion model  $\mathcal{M}$  demonstrates the similar memorization behavior as the theoretical optimum after the training procedure  $\mathcal{T}$ . We then quantify the impact of critical factors on memorization in terms of EMM, considering the three facets of  $P$ ,  $\mathcal{M}$ , and  $\mathcal{T}$ . Among all illuminating results, we surprisingly observe that the memorization can be triggered by conditioning training data on completely random and uninformative labels. Specifically, using such conditioning design, we show that more than 65% of samples generated by diffusion models trained on the 50k CIFAR-10 images are replicas of training data, an obvious contrast to the original 0%. Our study holds practical significance for diffusion model users and offers clues to theoretical research in deep generative models.

<sup>1</sup>We also provide a theoretical analysis from the lens of backward process in Appendix A.2.

## 2 MEMORIZATION IN DIFFUSION MODELS

We start by examining the memorization in the widely-adopted EDM (Karras et al., 2022), which is one of the state-of-the-art diffusion models for image generation. To determine whether a generated image  $x$  is a memorized replica from the training data  $\mathcal{D}$ , we adopt the criteria introduced in Yoon et al. (2023), which considers  $x$  as memorized if  $\|x - \text{NN}_1(x, \mathcal{D})\|_2 < \frac{1}{3} \cdot \|x - \text{NN}_2(x, \mathcal{D})\|_2$ , where  $\text{NN}_j(x, \mathcal{D})$  indicates the  $j$ -th  $\ell_2$ -nearest neighbor of  $x$  in  $\mathcal{D}$  and the factor  $\frac{1}{3}$  is an empirical threshold. We train an EDM model on the CIFAR-10 dataset without applying data augmentation (to avoid any ambiguity regarding memorization) and evaluate the ratio of memorization among 10k generated images. Remarkably, we observe a memorization ratio of zero throughout the entire training process, as illustrated by the bottom curve in Fig. 1c.

Intuitively, we hypothesize that the default configuration of EDM lacks the essential capacity to memorize the 50k training images in CIFAR-10, which motivates our exploration into whether expected memorization behavior will manifest when reducing the training dataset size. In particular, we generate a sequence of training datasets with different sizes of  $\{20\text{k}, 10\text{k}, 5\text{k}, 2\text{k}\}$ , by sampling subsets from the original set of 50k CIFAR-10 training images. We follow the default EDM training procedure (Karras et al., 2022) with consistent training epochs on these smaller datasets. As shown in Fig. 1c, when  $|\mathcal{D}| = 20\text{k}$  or  $10\text{k}$ , the memorization ratio remains close to zero. However, upon further reducing the training dataset size to  $|\mathcal{D}| = 5\text{k}$  or  $2\text{k}$ , the EDM models exhibit noticeable memorization. This observation indicates the substantial impact of training dataset size on memorization. Additionally, we notice that the memorization ratio increases with more training epochs. To observe this, we extend the training duration to 40k epochs, ten times longer than that in Karras et al. (2022). In Fig. 1d, when  $|\mathcal{D}| = 1\text{k}$ , the model achieves over 90% memorization. However, even with 40k training epochs, the diffusion model still struggle to replicate a large portion of training samples when  $|\mathcal{D}| = 5\text{k}$ .

Based on our findings, we seek to quantify the maximum dataset size at which diffusion models demonstrate behavior similar to the theoretical optimum, which is crucial in understanding memorization behavior. To formalize this notion, considering a data distribution  $P$ , a diffusion model configuration  $\mathcal{M}$ , and a training procedure  $\mathcal{T}$ , we introduce the concept of *effective model memorization* with the following definition:

**Definition 1** (Effective model memorization). *The effective model memorization (EMM) with respect to  $P$ ,  $\mathcal{M}$ ,  $\mathcal{T}$  and parameter  $\epsilon > 0$ , is defined as:*

$$\text{EMM}_\epsilon(P, \mathcal{M}, \mathcal{T}) = \max_N \left\{ \mathbb{E}[\mathcal{R}_{\text{Mem}}(\mathcal{D}, \mathcal{M}, \mathcal{T})] \geq 1 - \epsilon \mid \mathcal{D} \sim P, |\mathcal{D}| = N \right\}, \quad (3)$$

where  $\mathcal{R}_{\text{Mem}}$  refers to the ratio of memorization.

EMM indicates the condition under which the learned diffusion model approximates the theoretical optimum and reveals how  $P$ ,  $\mathcal{M}$ , and  $\mathcal{T}$  interact and affect memorization. Our definition assumes that higher memorization ratio tends to occur on smaller-sized training datasets, which can be stated as:

**Hypothesis 1.** *Given  $\mathcal{M}$ ,  $\mathcal{T}$  and two training datasets  $\mathcal{D}_1$  and  $\mathcal{D}_2$ , both of which are sampled from the same data distribution  $P$ , the ratio of memorization meets*

$$\mathcal{R}_{\text{Mem}}(\mathcal{D}_1, \mathcal{M}, \mathcal{T}) \geq \mathcal{R}_{\text{Mem}}(\mathcal{D}_2, \mathcal{M}, \mathcal{T}) \text{ if } \mathcal{D}_1 \subset \mathcal{D}_2 \text{ and } \mathcal{D}_1, \mathcal{D}_2 \sim P. \quad (4)$$

Based on Hypothesis 1, we provide a viable way to estimate EMM. Specifically, we sample a series of training datasets  $\mathcal{D}_1, \mathcal{D}_2, \dots$ , with different sizes from the data distribution  $P$ , and then train diffusion models with configuration  $\mathcal{M}$  following the training procedure  $\mathcal{T}$ . Afterwards, we evaluate the ratio of memorization  $\mathcal{R}_{\text{Mem}}(\mathcal{D}_1, \mathcal{M}, \mathcal{T}), \mathcal{R}_{\text{Mem}}(\mathcal{D}_2, \mathcal{M}, \mathcal{T}), \dots$ , and then determine the size of training dataset  $\mathcal{D}$  which meets that  $\mathcal{R}_{\text{Mem}}(\mathcal{D}, \mathcal{M}, \mathcal{T}) \approx 1 - \epsilon$ . We note that it is computational intractable to determine the accurate value of EMM. Therefore, we interpolate the value of EMM based on two consecutive sampled datasets  $\mathcal{D}_i, \mathcal{D}_{i+1}$  that  $\mathcal{R}_{\text{Mem}}(\mathcal{D}_i, \mathcal{M}, \mathcal{T}) > 1 - \epsilon$  and  $\mathcal{R}_{\text{Mem}}(\mathcal{D}_{i+1}, \mathcal{M}, \mathcal{T}) < 1 - \epsilon$ . Therefore, this study is formulated as how the above three factors  $P$ ,  $\mathcal{M}$ , and  $\mathcal{T}$  affect the measurement of EMM. There is no principal way to select the value of  $\epsilon$ , so we set it as 0.1 based on our experiments in Fig. 1d throughout our study. Then we introduce our basic experimental setup in Appendix B, which is a well-adopted recipe for diffusion models. We highlight that compared to Karras et al. (2022), we run 10 times training epochs.

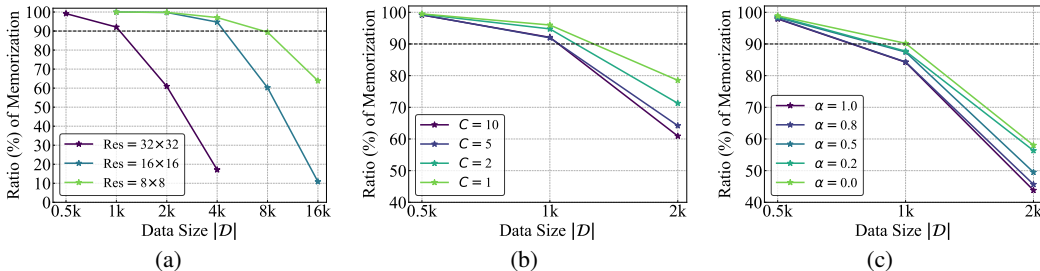


Figure 2: Memorization ratios (%) of different (a) data dimensions; (b) inter-diversity; (c) intra-diversity. The intersections of dashed line (90%) and different curves are the estimates of EMMs.

### 3 DATA DISTRIBUTION $P$

In the preceding section, we have illustrated the substantial impact of the size of training data on the memorization in diffusion models and how we evaluate the value of effective model memorization (EMM). We now proceed to investigate the influence of specific attributes of the data distribution  $P$  on the EMM, focusing primarily on the dimensions and diversity of the data. We keep both the model configuration  $\mathcal{M}$  and the training procedure  $\mathcal{T}$  fixed throughout this section.

#### 3.1 DATA DIMENSION

As likelihood-based generative models, diffusion models could face challenges when fitting high-resolution images, stemming from their mode-covering behavior as noted by Rombach et al. (2022). To explore the influence of data dimensionality on the memorization tendencies of diffusion models, we evaluate the EMMs on CIFAR-10 at various resolutions:  $32 \times 32$ ,  $16 \times 16$  and  $8 \times 8$ , where the latter two are obtained by downsampling. Note that the U-Net (Ronneberger et al., 2015) seamlessly accommodates inputs of different resolutions, requiring no modification of the model configuration  $\mathcal{M}$ .

For each resolution, we sample a series of training datasets  $\mathcal{D}$  with varying sizes and evaluate the memorization ratios of trained diffusion models. As illustrated in Fig. 2a, we estimate the EMM for each resolution by determining the intersection between the line of 90% memorization (*dashed line*) and the memorization curve. The results reveal natural insights into the EMM with varying input dimensions. Specifically, for the  $32 \times 32$  input resolution, we observe an EMM of approximately 1k. Transitioning to a  $16 \times 16$  resolution, the EMM slightly surpasses 4k, while for the  $8 \times 8$  resolution, it reaches approximately 8k. Furthermore, even for  $|\mathcal{D}| = 16k$ , the ratio of memorization still exceeds 60% when trained on  $8 \times 8$  CIFAR-10 images. These results underscore the profound impact of data dimensionality on the memorization within diffusion models.

#### 3.2 DATA DIVERSITY

**Number of classes.** We consider four different data distributions by selecting  $C \in \{1, 2, 5, 10\}$  classes of images from CIFAR-10 and then evaluate the EMMs. While varying the data size  $|\mathcal{D}|$  during probing the EMMs, we ensure that each class contains an equal share of  $|\mathcal{D}|/C$  data instances. The results of EMMs for different  $C$  are shown in Fig. 2b. We find that as the number of classes increases, diffusion models tend to exhibit a lower memorization ratio and a lower EMM, which is consistent with the intuition that diverse data is harder to be memorized. Note, however, that this effect is subtle, as evidenced by the nearly identical EMMs observed for  $C = 5$  and  $C = 10$ .

**Intra-class diversity.** We also explore the impact of intra-class diversity, which measures variations within individual classes. We conduct experiments with  $C = 1$ , where only the *Dog* class of CIFAR-10 is used. To control this diversity, we gradually blend images (scaled to a resolution of  $32 \times 32$ ) from the *Dog* class in ImageNet (Deng et al., 2009) into the *Dog* class of CIFAR-10. We introduce an interpolation ratio, denoted as  $\alpha$  ( $\alpha \in [0, 1]$ ), representing the proportion of ImageNet data in the constructed training dataset. Notably, ImageNet’s *Dog* class contains 123 sub-classes, indicating higher intra-class diversity compared to CIFAR-10. Consequently, a larger  $\alpha$  corresponds to higher intra-class diversity. As shown in Fig. 2c, an increased blend of ImageNet data results in slightly lower EMM in the trained diffusion models. Similar to our experiments concerning the number of classes, these results reaffirm that diversity contributes limitedly to memorization.

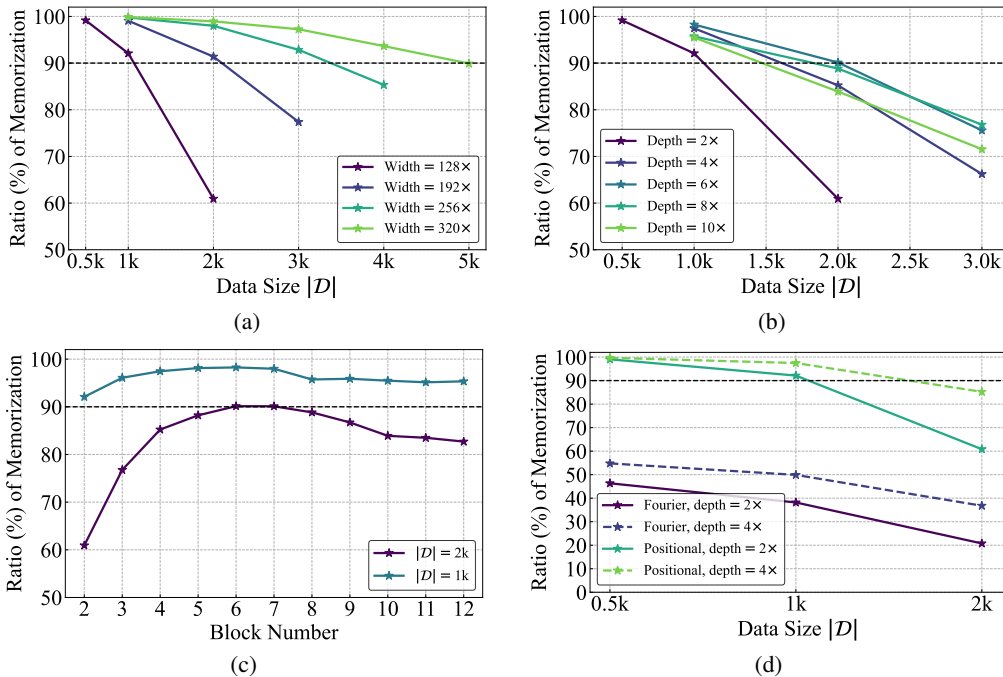


Figure 3: Memorization ratios (%) of different (a) model widths; (b) model depths; (c) numbers of residual blocks per resolution; (d) time embeddings.

## 4 DIFFUSION MODEL CONFIGURATION $\mathcal{M}$

In this section, we study the influence of different model configurations on the memorization tendencies of diffusion models. Our evaluation encompasses several aspects of model design, such as model size (width and depth), the way to incorporate time embedding, and the presence of skip connections in the U-Net. Similar to previous sections, we probe the EMMs by training multiple models on training data of different sizes from the same data distribution  $\mathcal{P}$ , while keeping the training procedure  $\mathcal{T}$  fixed.

### 4.1 MODEL SIZE

Diffusion models are usually constructed using the U-Net architecture (Ronneberger et al., 2015). We explore the influence of model size on memorization using two distinct approaches. First, we increase the channel multiplier, thereby augmenting the width of the model. Alternatively, we raise the number of residual blocks per resolution, as demonstrated by Song et al. (2021), to increase the model depth.

**Model width.** We explore different channel multipliers, specifically  $\{128, 192, 256, 320\}$ , while keeping the number of residual blocks per resolution fixed at 2. As illustrated in Fig. 3a, it is evident that as the model width increases in diffusion models, the EMMs exhibit a monotonic rise. Notably, scaling the channel multiplier to 320 yields an EMM of approximately 5k, representing a four times increase compared to the EMM observed with a channel multiplier set at 128. These results show the direct relationship between model width and memorization in diffusion models.

**Model depth.** We vary model depth by adjusting the number of residual blocks per resolution (ranging from 2 to 12), while maintaining a constant channel multiplier of 128. In contrast to the scenario of varying model width, modifying model depth yields non-monotonic effects on memorization. As present in Fig. 3b, the EMM initially increases as we scale the number of residual blocks per resolution from 2 to 6. However, when further increasing the model depth, the EMM starts to decrease. To further show this non-monotonic behavior, we visualize the relationship between the ratio of memorization and the number of residual blocks per resolution in Fig. 3c. For training data with the sizes  $|\hat{D}| = 1k$  and  $2k$ , the ratio of memorization reaches the peak at about 6 residual blocks per resolution.

We assess the above two approaches for scaling the model size of diffusion models. Model size scales linearly when augmenting model depth but quadratically when increasing model width. With a channel multiplier set to 320, the diffusion model encompasses roughly 219M trainable parameters, yielding an EMM of approximately 5k. In contrast, with a residual block number per resolution set to

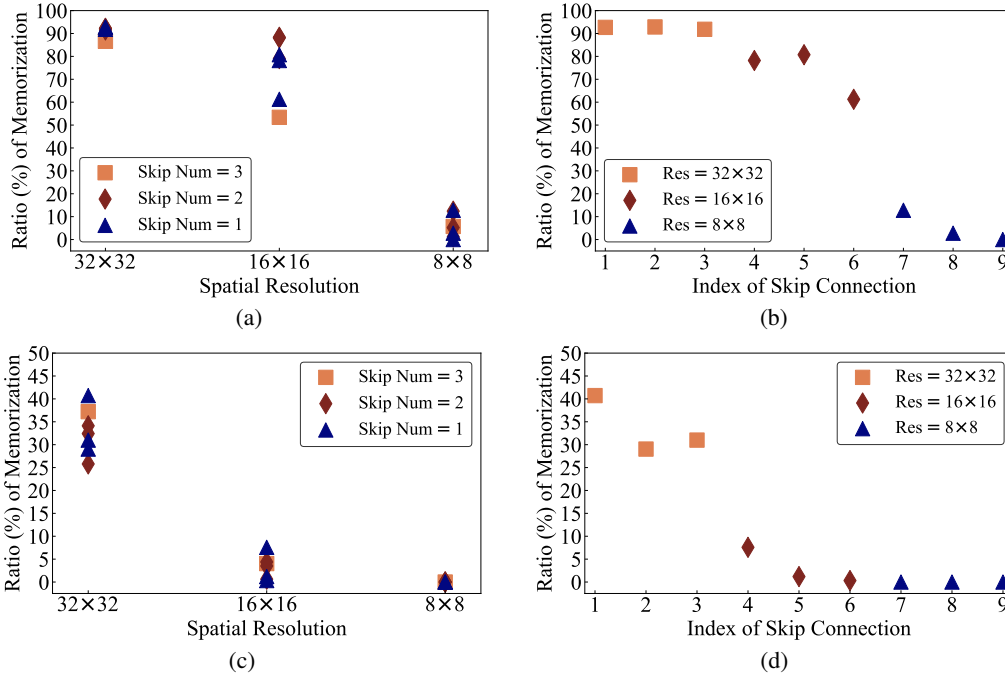


Figure 4: Memorization ratio (%) when retaining (a) skip connections of certain spatial resolution for DDPM++; (b) single skip connection at different locations for DDPM++; (c) skip connections of certain spatial resolution for NCSN++; (d) single skip connection at different locations for NCSN++.

12, the model contains approximately 138M parameters, resulting in an EMM only ranging between 1k and 2k. Further increasing the model depth may encounter failures in training. Consequently, scaling model width emerges as a more viable approach for increasing the memorization of diffusion models. We conduct more experiments in Appendix C.1 to further confirm our conclusions.

#### 4.2 TIME EMBEDDING

In our experimental setup (see Appendix B), we employ the model architecture of DDPM++ (Song et al., 2021; Karras et al., 2022), which incorporates positional embedding (Vaswani et al., 2017) to encode the diffusion time step. In addition to positional embedding, Song et al. (2021) used random fourier features (Tancik et al., 2020) in their NCSN++ models. Therefore, we conduct experiments to test both time embedding methods and assess their impact on memorization. As depicted in Fig. 3d, to further support our conclusion, we consider two diffusion models with 2 and 4 residual blocks per resolution. We observe a significant decrease in the memorization ratio (and thus EMM) when using the fourier features in DDPM++, highlighting the noteworthy effect of time embedding on memorization.

#### 4.3 SKIP CONNECTIONS

We investigate the impact of skip connections, which are known for their significance in the success of U-Net (Ronneberger et al., 2015), on the memorization of diffusion models. Specifically, in our experimental setup (see Appendix B), the number of skip connections is  $3(n + 1)$ , where  $n$  corresponds to the number of residual blocks per resolution. For each resolution, namely,  $32 \times 32$ ,  $16 \times 16$ ,  $8 \times 8$ , we establish  $n + 1$  skip connections that bridge the output of the encoder to the input of the decoder. To conduct our experiments, we set the size of training dataset  $|\mathcal{D}|$  to 1k, and the value of  $n$  to 2, resulting in a total of 9 skip connections in our model architecture.

Initially, we explore the influence of the quantity of skip connections on memorization. Intriguingly, our observations reveal that even with a limited number of skip connections, the trained diffusion models are capable of maintaining a memorization ratio equivalent to that achieved with full skip connections, as demonstrated in Appendix C.2. This underscores the role of skip connection sparsity as a significant factor influencing memorization in diffusion models, prompting our exploration of the effects of specific skip connections. In the following experiments, we consider both DDPM++ and NCSN++ architectures (Song et al., 2021; Karras et al., 2022). When utilizing full skip connections,

Batch Size	128	256	384	512	640	768	896	
Learning rate ( $10^{-4}$ )	0.5	1.0	1.5	2.0	2.5	3.0	3.5	
$\mathcal{R}_{\text{mem}}(\%)$	$ \mathcal{D} =1\text{k}$	89.52	90.87	91.52	92.09	91.40	92.05	<b>92.77</b>
	$ \mathcal{D} =2\text{k}$	56.67	60.36	60.31	60.93	62.61	<b>63.33</b>	61.95

Table 1: Memorization ratios (%) of different values of batch size.

Weight decay	$\mathcal{R}_{\text{mem}}(\%)$		EMA	$\mathcal{R}_{\text{mem}}(\%)$	
	$ \mathcal{D} =1\text{k}$	$ \mathcal{D} =2\text{k}$		$ \mathcal{D} =1\text{k}$	$ \mathcal{D} =2\text{k}$
0	92.09	60.93	0.99929	<b>92.09</b>	60.93
$1 \times 10^{-5}$	91.67	<b>61.63</b>	0.999	91.72	<b>61.38</b>
$1 \times 10^{-4}$	<b>92.47</b>	61.03	0.99	91.45	59.27
$1 \times 10^{-3}$	92.11	58.39	0.9	90.16	58.31
$1 \times 10^{-2}$	89.07	35.88	0.8	90.55	58.03
$2 \times 10^{-2}$	75.05	5.72	0.5	90.42	57.80
$5 \times 10^{-2}$	13.79	0.03	0.2	90.81	60.50
$8 \times 10^{-2}$	4.22	0.00	0.1	90.78	58.00
$1 \times 10^{-1}$	1.33	0.00	0.0	90.19	59.20

Table 2: Memorization ratios (%) of different values of (left) weight decay; (right) EMA.

we observe that NCSN++ attains only approximately 25% memorization ratio, whereas DDPM++ achieves a memorization ratio exceeds 90%, all under the identical training dataset  $\mathcal{D}$ .

**Skip connection resolution.** We narrow our examination to the inclusion of a selected number of skip connections, specifically  $m = 1, 2, 3$ , all situated at a particular spatial resolution. The results, illustrated in Fig. 4a and Fig. 4c, unveil notable trends. We note that different markers represent distinct quantities of skip connections. Our observations reveal that skip connections situated at higher resolutions contribute more significantly to memorization. Interestingly, we also find that an increase in the number of skip connections does not consistently result in higher memorization ratio. For instance, the DDPM++ model with  $m = 3$  at a spatial resolution of  $16 \times 16$  exhibits a lower memorization ratio compared to cases where  $m = 1$  or  $m = 2$ .

**Skip connection location.** Additionally, we retain a single skip connection but alter its placement within the model architecture. As depicted in Fig. 4b and Fig. 4d, with the presence of just one skip connection, DDPM++ can achieve a memorization ratio exceeding 90%, while NCSN++ attains a memorization ratio surpassing 40%, provided that this single skip connection is positioned at a resolution of  $32 \times 32$ . This further reinforces that skip connections at higher resolutions play a more substantial role in memorization of diffusion models.

## 5 TRAINING PROCEDURE $\mathcal{T}$

In Sec. 2, we have demonstrated that the ratio of memorization increases with the progression of training epochs, indicating the influence of training procedure  $\mathcal{T}$  on memorization. Consequently, in this section, we delve into the impact of various training hyperparameters.

**Batch size.** In light of prior research highlighting the substantial role of batch size in the performance of discriminative models (Goyal et al., 2017; Keskar et al., 2016), we hypothesize that it may also influence memorization in diffusion models. Therefore, we investigate a range of batch sizes, specifically  $\{128, 256, 384, 512, 640, 768, 896\}$ . Given that we maintain a constant number of training epochs, we apply the linear scaling rule proposed by Goyal et al. (2017) to adjust the learning rate accordingly for each batch size. More precisely, we ensure a consistent ratio of learning rate to batch size, which is set at  $2 \times 10^{-4}/512$  based on our basic experimental setup. As indicated in Table 1, a larger batch size correlates with a higher memorization ratio.

**Weight decay.** Weight decay is typically adopted to prevent neural networks from overfitting. Memorization can be regarded as an overfitting scenario in terms of diffusion models. Motivated by this, we explore its effect on memorization. In our basic experimental setup (see Appendix B), we follow previous work (Ho et al., 2020; Song et al., 2021; Karras et al., 2022) to set a zero weight decay. Now we set different values of weight decay and show the memorization results in Table 2. Consequently,

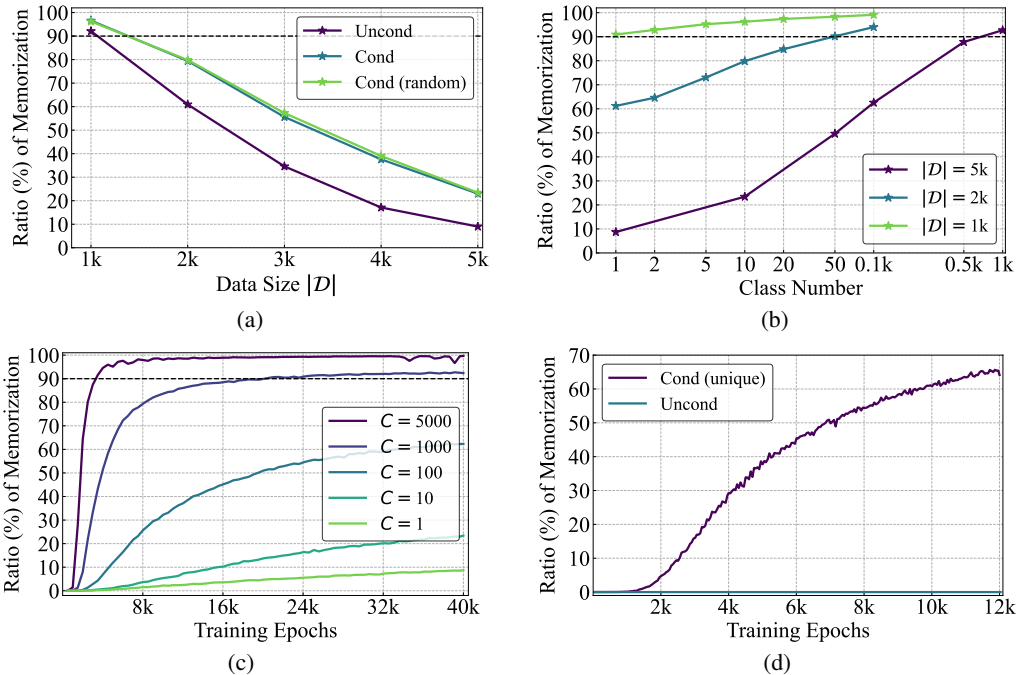


Figure 5: Memorization ratios (%) of (a) unconditional diffusion models and conditional diffusion models with true labels or random labels; (b) conditional diffusion models with random labels of different  $C$ ; (c) conditional diffusion models with random labels of different  $C$  at  $|D| = 5k$  during the training; (d) conditional EDM with unique labels and unconditional EDM at  $|D| = 50k$  during the training.

we find that when weight decay is ranged between  $0 \sim 1 \times 10^{-3}$ , it has subtle contribution to memorization. When further increasing the value, the memorization ratio drastically decreases.

**Exponential model average.** EMA was shown to effectively stabilize Fréchet Inception Distances (FIDs) (Heusel et al., 2017) and remove artifacts in generated samples (Song & Ermon, 2020). It is widely adopted in current diffusion models (Ho et al., 2020; Dhariwal & Nichol, 2021; Karras et al., 2022). Motivated by this, we explore its effect on memorization. Previously, we fix the EMA rate as 0.99929 after the warmup following Karras et al. (2022). As present in Table 2, we investigate the memorization of diffusion models with varying EMA rates, from 0.0 to 0.99929. Different from FIDs, we observe that the EMA values contribute limitedly to the memorization.

## 6 UNCONDITIONAL V.S. CONDITIONAL GENERATION

Karras et al. (2022) showed that conditional EDM models typically yield lower FIDs than their unconditional counterparts on the CIFAR-10 dataset. This observation motivates us to investigate whether the input condition also exerts an influence on the memorization of diffusion models. It is worth noting that to train conditional diffusion models, we slight change  $\mathcal{M}$  by incorporating a class embedding layer and adjust  $\mathcal{T}$  through modifications of the training objective. We show the training objective of class-conditioned diffusion models and its optimal solution in Appendix A.3.

**Class condition.** As depicted in Fig. 5a, we note that class-conditional diffusion models exhibits a higher memorization ratio compared to their unconditional counterparts. Consequently, class-conditional diffusion models tend to have larger EMMs. We hypothesize that this observation is attributed to the additional information introduced by the inclusion of class labels.

**Random class condition.** To validate the hypothesis put forth above, we substitute the true class labels with random labels. Intriguingly, we find that the memorization of diffusion models with random labels remains at a similar level to that of models with true labels. This contradicts our previous hypothesis, as random labels are uninformative regarding training images. These results align with earlier research in the realm of discriminative models, e.g., Zhang et al. (2017), which suggests that deep neural networks can memorize training data even with randomly assigned labels.



**Number of classes.** When employing random labels as conditions, the number of classes  $C$  is not restricted to 10 in CIFAR-10. Therefore, we manipulate the choices of  $C$  for random labels and then observe their effects on memorization ratios, as present in Fig. 5b. Initially, we compare Fig. 5a and Fig. 5b, revealing that unconditional diffusion models and conditional models with  $C = 1$  maintain similar memorization ratios. However, a discernible trend emerges as we introduce more classes, with diffusion models exhibiting increased memorization. Intriguingly, with a size of training dataset  $|\mathcal{D}| = 5k$ , even starting at a modest 10% memorization ratio for  $C = 1$ , conditional diffusion models can attain over 90% memorization ratio with  $C = 1k$  random labels. Based on these observations, we conclude that the number of classes significantly influences EMMs of diffusion models.

**Unique class condition.** Finally, we consider an extreme scenario where each training sample in  $\mathcal{D}$  is assigned a unique class label, which can be regarded as a special case of  $C = 5k$ . We compare the memorization ratios of this unique class condition and other  $C$  values during the training progression of conditional diffusion models, as illustrated in Fig. 5c. Notably, within just 8k epochs, the diffusion model with unique labels achieves a memorization ratio of more than 95% (more results on smaller-sized datasets are included in Appendix C.3.). Inspired by this, we extend this condition mechanism to encompass the entire CIFAR-10 dataset, which contains  $|\mathcal{D}| = 50k$  samples. It is worth noting that we train an EDM model Karras et al. (2022) to facilitate a comparison with our initial observations in Section 2. As illustrated in Fig. 5d, the unconditional EDM maintains a memorization ratio of zero throughout the training process even extending it to 12k training epochs. However, upon conditioning on the unique labels, we observe a notable shift on memorization. The trained conditional EDM achieves more than 65% memorization ratio within 12k training epochs, a significant increase compared to its previous performance. We also visualize the generated images by these two models in Appendix C.3 to further validate their memorization behaviors. These results imply that with unique labels, the training samples become strongly associated with their input conditions, rendering them more readily accessible during the generation process when the same conditions are applied.

## 7 RELATED WORK

**Memorization in discriminative models.** For discriminative models, memorization and generalization have interleaving connections. Zhang et al. (2017) first demonstrated that deep learning models can memorize the training data, even with random labeling, but generalize well. Additionally, Feldman (2020) and Feldman & Zhang (2020) showed that this memorization is necessary for achieving close-to-optimal generalization under long-tailed assumption of data distribution. In the follow-up works, Baldock et al. (2021) and Stephenson et al. (2021) showed that memorization predominately happens in the deep layers while Maini et al. (2023) argued that memorization is confined to a few neurons across various layers of deep neural networks. Although discriminative models can largely memorize training data, this phenomenon does not apply to diffusion models. For instance, Zhang et al. (2017) showed that the Inception v3 model (Szegedy et al., 2016) with under 25M trainable parameters can almost memorize the ImageNet dataset (Deng et al., 2009) with approximately 1.28M images. However, the EDM model (about 56M parameters) (Karras et al., 2022) can not memorize even the CIFAR-10 dataset with 50k images as present in Section 2. From another view, Bartlett et al. (2020) and Nakkiran et al. (2020) showed that over-parameterized models generalize well to real data distribution and even perfectly fit to the training dataset, which is called *benign overfitting*. Nevertheless, diffusion models demonstrate adverse generalization performance (Yoon et al., 2023).

**Memorization in generative models.** Concurrently, Somepalli et al. (2023a) and Carlini et al. (2023) investigated a range of diffusion models and demonstrated that they memorize a few training samples and replicate them globally or in the object level during the generation. For instance, Carlini et al. (2023) identified only 50 memorized training images from 175 million generated images by Stable Diffusion (Rombach et al., 2022) and extracted 200  $\sim$  300 training images from  $2^{20}$  generated images by DDPM and its variant (Ho et al., 2020; Nichol & Dhariwal, 2021). This highlights the memorization gap between empirical diffusion models and the theoretical optimum defined in Eq. (2). Somepalli et al. (2023a) and Somepalli et al. (2023b) showed that training data duplication and text conditioning play significant roles in the memorization of diffusion models from empirical study. However, these conclusions are mostly derived from text-to-image diffusion models. The nature of memorization in diffusion models, especially for unconditional ones, remains unexplored. Apart from diffusion models, there are several studies researching towards memorization in Generative Adversarial Networks (GANs) (Webster et al., 2021; Feng et al., 2021), and language models (Carlini et al., 2021; 2022).

## 8 CONCLUSION

In this study, we first showed that the theoretical optimum of diffusion models can only replicate training data, representing a memorization behavior. This contracts the typical generalization ability demonstrated by state-of-the-art diffusion models. To understand the memorization gap, we found that when trained on smaller-sized datasets, learned diffusion models tend to approximate the theoretical optimum. Motivated by this, we defined the notion of effective model memorization (EMM) to quantify this memorization behavior. Then, we explored the impact of critical factors on memorization through the lens of EMM, from the three facets of data distribution, model configuration, and training procedure. We found that data dimension, model size, time embedding, skip connections, and class conditions play significant roles on memorization. Among all illuminating results, the memorization of diffusion models can be triggered by conditioning training data on completely random and uninformative labels. Intriguingly, when incorporating such conditioning design, more than 65% of samples generated by diffusion models trained on the entire 50k CIFAR-10 images are replicas of training data, in contrast to the original 0%. We believe that our study deepens the understanding of memorization in diffusion models and offers clues to theoretical research in the area of generative modeling.

## REFERENCES

- Robert Baldock, Hartmut Maennel, and Behnam Neyshabur. Deep learning through the lens of example difficulty. *Advances in Neural Information Processing Systems (NeurIPS)*, 34:10876–10889, 2021.
- Peter L Bartlett, Philip M Long, Gábor Lugosi, and Alexander Tsigler. Benign overfitting in linear regression. *Proceedings of the National Academy of Sciences*, 117(48):30063–30070, 2020.
- Nicholas Carlini, Florian Tramer, Eric Wallace, Matthew Jagielski, Ariel Herbert-Voss, Katherine Lee, Adam Roberts, Tom Brown, Dawn Song, Ulfar Erlingsson, et al. Extracting training data from large language models. In *30th USENIX Security Symposium (USENIX Security 21)*, pp. 2633–2650, 2021.
- Nicholas Carlini, Daphne Ippolito, Matthew Jagielski, Katherine Lee, Florian Tramer, and Chiyuan Zhang. Quantifying memorization across neural language models. *arXiv preprint arXiv:2202.07646*, 2022.
- Nicholas Carlini, Jamie Hayes, Milad Nasr, Matthew Jagielski, Vikash Sehwal, Florian Tramer, Borja Balle, Daphne Ippolito, and Eric Wallace. Extracting training data from diffusion models. *arXiv preprint arXiv:2301.13188*, 2023.
- Jia Deng, Wei Dong, Richard Socher, Li-Jia Li, Kai Li, and Li Fei-Fei. Imagenet: A large-scale hierarchical image database. In *IEEE Conference on Computer Vision and Pattern Recognition (CVPR)*, 2009.
- Prafulla Dhariwal and Alexander Nichol. Diffusion models beat gans on image synthesis. In *Advances in Neural Information Processing Systems (NeurIPS)*, 2021.
- Vitaly Feldman. Does learning require memorization? a short tale about a long tail. In *Proceedings of the 52nd Annual ACM SIGACT Symposium on Theory of Computing*, pp. 954–959, 2020.
- Vitaly Feldman and Chiyuan Zhang. What neural networks memorize and why: Discovering the long tail via influence estimation. *Advances in Neural Information Processing Systems (NeurIPS)*, 33: 2881–2891, 2020.
- Qianli Feng, Chenqi Guo, Fabian Benitez-Quiroz, and Aleix M Martinez. When do gans replicate? on the choice of dataset size. In *Proceedings of the IEEE/CVF International Conference on Computer Vision (ICCV)*, pp. 6701–6710, 2021.
- Priya Goyal, Piotr Dollár, Ross Girshick, Pieter Noordhuis, Lukasz Wesolowski, Aapo Kyrola, Andrew Tulloch, Yangqing Jia, and Kaiming He. Accurate, large minibatch sgd: Training imagenet in 1 hour. *arXiv preprint arXiv:1706.02677*, 2017.

- Martin Heusel, Hubert Ramsauer, Thomas Unterthiner, Bernhard Nessler, and Sepp Hochreiter. Gans trained by a two time-scale update rule converge to a local nash equilibrium. In *Advances in Neural Information Processing Systems (NeurIPS)*, pp. 6626–6637, 2017.
- Jonathan Ho, Ajay Jain, and Pieter Abbeel. Denoising diffusion probabilistic models. In *Advances in Neural Information Processing Systems (NeurIPS)*, 2020.
- Rongjie Huang, Jiawei Huang, Dongchao Yang, Yi Ren, Luping Liu, Mingze Li, Zhenhui Ye, Jinglin Liu, Xiang Yin, and Zhou Zhao. Make-an-audio: Text-to-audio generation with prompt-enhanced diffusion models. *arXiv preprint arXiv:2301.12661*, 2023.
- Tero Karras, Miika Aittala, Timo Aila, and Samuli Laine. Elucidating the design space of diffusion-based generative models. *Advances in Neural Information Processing Systems (NeurIPS)*, 35: 26565–26577, 2022.
- Nitish Shirish Keskar, Dheevatsa Mudigere, Jorge Nocedal, Mikhail Smelyanskiy, and Ping Tak Peter Tang. On large-batch training for deep learning: Generalization gap and sharp minima. *arXiv preprint arXiv:1609.04836*, 2016.
- Heeseung Kim, Sungwon Kim, and Sungroh Yoon. Guided-tts: A diffusion model for text-to-speech via classifier guidance. In *International Conference on Machine Learning (ICML)*, pp. 11119–11133. PMLR, 2022.
- Diederik Kingma, Tim Salimans, Ben Poole, and Jonathan Ho. Variational diffusion models. In *Advances in Neural Information Processing Systems (NeurIPS)*, 2021.
- Diederik P Kingma and Jimmy Ba. Adam: A method for stochastic optimization. *arXiv preprint arXiv:1412.6980*, 2014.
- Diederik P Kingma and Ruiqi Gao. Understanding the diffusion objective as a weighted integral of elbos. *arXiv preprint arXiv:2303.00848*, 2023.
- Chen-Hsuan Lin, Jun Gao, Luming Tang, Towaki Takikawa, Xiaohui Zeng, Xun Huang, Karsten Kreis, Sanja Fidler, Ming-Yu Liu, and Tsung-Yi Lin. Magic3d: High-resolution text-to-3d content creation. In *IEEE/CVF Conference on Computer Vision and Pattern Recognition (CVPR)*, pp. 300–309, 2023.
- Pratyush Maini, Michael C Mozer, Hanie Sedghi, Zachary C Lipton, J Zico Kolter, and Chiyuan Zhang. Can neural network memorization be localized? *arXiv preprint arXiv:2307.09542*, 2023.
- Preetum Nakkiran, Gal Kaplun, Yamini Bansal, Tristan Yang, Boaz Barak, and Ilya Sutskever. Deep double descent: Where bigger models and more data hurt. In *International Conference on Learning Representations (ICLR)*, 2020.
- Alex Nichol, Prafulla Dhariwal, Aditya Ramesh, Pranav Shyam, Pamela Mishkin, Bob McGrew, Ilya Sutskever, and Mark Chen. Glide: Towards photorealistic image generation and editing with text-guided diffusion models. *arXiv preprint arXiv:2112.10741*, 2021.
- Alexander Quinn Nichol and Prafulla Dhariwal. Improved denoising diffusion probabilistic models. In *International Conference on Machine Learning (ICML)*, pp. 8162–8171. PMLR, 2021.
- Ben Poole, Ajay Jain, Jonathan T Barron, and Ben Mildenhall. Dreamfusion: Text-to-3d using 2d diffusion. In *International Conference on Learning Representations (ICLR)*, 2023.
- Aditya Ramesh, Prafulla Dhariwal, Alex Nichol, Casey Chu, and Mark Chen. Hierarchical text-conditional image generation with clip latents. *arXiv preprint arXiv:2204.06125*, 2022.
- Robin Rombach, Andreas Blattmann, Dominik Lorenz, Patrick Esser, and Björn Ommer. High-resolution image synthesis with latent diffusion models. In *IEEE Conference on Computer Vision and Pattern Recognition (CVPR)*, 2022.
- Olaf Ronneberger, Philipp Fischer, and Thomas Brox. U-net: Convolutional networks for biomedical image segmentation. In *International Conference on Medical Image Computing and Computer-Assisted Intervention (MICCAI)*, pp. 234–241. Springer, 2015.

- Jascha Sohl-Dickstein, Eric Weiss, Niru Maheswaranathan, and Surya Ganguli. Deep unsupervised learning using nonequilibrium thermodynamics. In *International Conference on Machine Learning (ICML)*, pp. 2256–2265. PMLR, 2015.
- Gowthami Somepalli, Vasu Singla, Micah Goldblum, Jonas Geiping, and Tom Goldstein. Diffusion art or digital forgery? investigating data replication in diffusion models. In *IEEE/CVF Conference on Computer Vision and Pattern Recognition (CVPR)*, pp. 6048–6058, 2023a.
- Gowthami Somepalli, Vasu Singla, Micah Goldblum, Jonas Geiping, and Tom Goldstein. Understanding and mitigating copying in diffusion models. *arXiv preprint arXiv:2305.20086*, 2023b.
- Yang Song and Stefano Ermon. Generative modeling by estimating gradients of the data distribution. In *Advances in Neural Information Processing Systems (NeurIPS)*, pp. 11895–11907, 2019.
- Yang Song and Stefano Ermon. Improved techniques for training score-based generative models. In *Advances in Neural Information Processing Systems (NeurIPS)*, 2020.
- Yang Song, Jascha Sohl-Dickstein, Diederik P Kingma, Abhishek Kumar, Stefano Ermon, and Ben Poole. Score-based generative modeling through stochastic differential equations. In *International Conference on Learning Representations (ICLR)*, 2021.
- Cory Stephenson, Suchismita Padhy, Abhinav Ganesh, Yue Hui, Hanlin Tang, and SueYeon Chung. On the geometry of generalization and memorization in deep neural networks. *arXiv preprint arXiv:2105.14602*, 2021.
- Christian Szegedy, Vincent Vanhoucke, Sergey Ioffe, Jon Shlens, and Zbigniew Wojna. Rethinking the inception architecture for computer vision. In *IEEE Conference on Computer Vision and Pattern Recognition (CVPR)*, pp. 2818–2826, 2016.
- Matthew Tancik, Pratul Srinivasan, Ben Mildenhall, Sara Fridovich-Keil, Nithin Raghavan, Utkarsh Singhal, Ravi Ramamoorthi, Jonathan Barron, and Ren Ng. Fourier features let networks learn high frequency functions in low dimensional domains. *Advances in Neural Information Processing Systems (NeurIPS)*, 33:7537–7547, 2020.
- Gerrit van den Burg and Chris Williams. On memorization in probabilistic deep generative models. *Advances in Neural Information Processing Systems (NeurIPS)*, 34:27916–27928, 2021.
- Ashish Vaswani, Noam Shazeer, Niki Parmar, Jakob Uszkoreit, Llion Jones, Aidan N Gomez, Łukasz Kaiser, and Illia Polosukhin. Attention is all you need. *Advances in neural information processing systems (NeurIPS)*, 30, 2017.
- Clement Vignac, Igor Krawczuk, Antoine Siraudin, Bohan Wang, Volkan Cevher, and Pascal Frossard. Digress: Discrete denoising diffusion for graph generation. In *International Conference on Learning Representations (ICLR)*, 2022.
- Pascal Vincent. A connection between score matching and denoising autoencoders. *Neural computation*, 23(7):1661–1674, 2011.
- Ryan Webster, Julien Rabin, Loic Simon, and Frederic Jurie. This person (probably) exists. identity membership attacks against gan generated faces. *arXiv preprint arXiv:2107.06018*, 2021.
- Minkai Xu, Lantao Yu, Yang Song, Chence Shi, Stefano Ermon, and Jian Tang. Geodiff: A geometric diffusion model for molecular conformation generation. In *International Conference on Learning Representations (ICLR)*, 2022.
- Mingyang Yi, Jiacheng Sun, and Zhenguo Li. On the generalization of diffusion model. *arXiv preprint arXiv:2305.14712*, 2023.
- TaeHo Yoon, Joo Young Choi, Sehyun Kwon, and Ernest K Ryu. Diffusion probabilistic models generalize when they fail to memorize. In *ICML 2023 Workshop on Structured Probabilistic Inference & Generative Modeling*, 2023.
- Chiyuan Zhang, Samy Bengio, Moritz Hardt, Benjamin Recht, and Oriol Vinyals. Understanding deep learning requires rethinking generalization. In *International Conference on Learning Representations (ICLR)*, 2017.

Yunqing Zhao, Tianyu Pang, Chao Du, Xiao Yang, Ngai-Man Cheung, and Min Lin. A recipe for watermarking diffusion models. *arXiv preprint arXiv:2303.10137*, 2023.

## A OPTIMAL SOLUTION OF DIFFUSION MODELS

### A.1 DERIVATION OF THE THEORETICAL OPTIMUM

In this section, we prove the close form of optimal score model defined in Eq. (2). Firstly, the empirical denoising score matching (DSM) objective has been shown to be:

$$\mathcal{J}_{\text{DSM}}(\theta) \triangleq \frac{1}{2N} \sum_{n=1}^N \mathbb{E}_{t \sim [0, T]} \mathbb{E}_{\epsilon \sim \mathcal{N}(\mathbf{0}, \mathbf{I})} \left[ \lambda(t) \left\| \mathbf{s}_\theta(z_t, t) + \frac{\epsilon}{\sigma_t} \right\|_2^2 \right] \quad (5)$$

$$= \mathbb{E}_{t \sim [0, T]} \lambda(t) \mathbb{E}_{\epsilon \sim \mathcal{N}(\mathbf{0}, \mathbf{I})} \left[ \frac{1}{2N} \sum_{n=1}^N \left\| \mathbf{s}_\theta(z_t, t) + \frac{\epsilon}{\sigma_t} \right\|_2^2 \right] \quad (6)$$

$$= \mathbb{E}_{t \sim [0, T]} \left[ \lambda(t) \int \frac{1}{2N} \sum_{n=1}^N \left\| \mathbf{s}_\theta(z_t, t) + \frac{\epsilon}{\sigma_t} \right\|_2^2 \mathcal{N}(\epsilon; \mathbf{0}, \mathbf{I}) d\epsilon \right]. \quad (7)$$

Compared to Eq. (1), we add a positive weighting function  $\lambda(t) > 0$ , which is normally used in the training of diffusion models (Song et al., 2021). Since  $z_t = \alpha_t x_n + \sigma_t \epsilon$ , we have  $\epsilon = -\frac{\alpha_t x_n - z_t}{\sigma_t}$ . Therefore, the derivative of  $\epsilon$  w.r.t.  $z_t$  is  $d\epsilon = \frac{dz_t}{\sigma_t}$ . Then

$$\mathcal{J}_{\text{DSM}}(\theta) = \mathbb{E}_{t \sim [0, T]} \left[ \lambda(t) \int \frac{1}{2N} \sum_{n=1}^N \left\| \mathbf{s}_\theta(z_t, t) - \frac{\alpha_t x_n - z_t}{\sigma_t} \right\|_2^2 \mathcal{N}(z_t; \alpha_t x_n, \sigma_t^2 \mathbf{I}) \sigma_t dz_t \right] \quad (8)$$

$$= \mathbb{E}_{t \sim [0, T]} \left[ \lambda(t) \int \mathcal{J}_{\text{DSM}}(\theta, z_t, t) dz_t \right]. \quad (9)$$

To minimize the empirical DSM objective  $\mathcal{J}_{\text{DSM}}(\theta)$ , we can minimize  $\mathcal{J}_{\text{DSM}}(\theta, z_t, t)$  given each  $z_t$  since  $\lambda(t) > 0$ . The minimization of  $\mathcal{J}_{\text{DSM}}(\theta, z_t, t)$  is a convex optimization problem, which can be solved by taking the gradient w.r.t.  $\mathbf{s}_\theta(z_t, t)$ :

$$\mathbf{0} = \nabla_{\mathbf{s}_\theta(z_t, t)} \left[ \frac{1}{2N} \sum_{n=1}^N \left\| \mathbf{s}_\theta(z_t, t) - \frac{\alpha_t x_n - z_t}{\sigma_t} \right\|_2^2 \mathcal{N}(z_t; \alpha_t x_n, \sigma_t^2 \mathbf{I}) \sigma_t \right] \quad (10)$$

$$= \sum_{n=1}^N 2 \left[ \mathbf{s}(z_t, t) - \frac{\alpha_t x_n - z_t}{\sigma_t} \right] \mathcal{N}(z_t; \alpha_t x_n, \sigma_t^2 \mathbf{I}) \quad (11)$$

$$= \left[ \sum_{n=1}^N \mathcal{N}(z_t; \alpha_t x_n, \sigma_t^2 \mathbf{I}) \right] \mathbf{s}_\theta(z_t, t) - \sum_{n=1}^N \mathcal{N}(z_t; \alpha_t x_n, \sigma_t^2 \mathbf{I}) \frac{\alpha_t x_n - z_t}{\sigma_t}. \quad (12)$$

The optimal diffusion model can be written

$$\mathbf{s}_\theta^*(z_t, t) = \frac{\sum_{n=1}^N \mathcal{N}(z_t; \alpha_t x_n, \sigma_t^2 \mathbf{I}) \frac{\alpha_t x_n - z_t}{\sigma_t}}{\sum_{n'=1}^N \mathcal{N}(z_t; \alpha_t x_{n'}, \sigma_t^2 \mathbf{I})} \quad (13)$$

$$= \frac{\sum_{n=1}^N \exp\left(-\frac{\|\alpha_t x_n - z_t\|_2^2}{2\sigma_t^2}\right) \frac{\alpha_t x_n - z_t}{\sigma_t}}{\sum_{n'=1}^N \exp\left(-\frac{\|\alpha_t x_{n'} - z_t\|_2^2}{2\sigma_t^2}\right)} \quad (14)$$

$$= \sum_{n=1}^N \mathbb{S}\left(-\frac{\|\alpha_t x_n - z_t\|_2^2}{2\sigma_t^2}\right) \cdot \frac{\alpha_t x_n - z_t}{\sigma_t}, \quad (15)$$

where  $\mathbb{S}$  refers to the softmax operation.

Given the existence of theoretical optimum, we find that the empirical DSM objective can be rewritten

$$\mathcal{J}_{\text{DSM}}(\theta) \tag{16}$$

$$= \mathbb{E}_t \left[ \lambda(t) \int \frac{1}{2N} \sum_{n=1}^N \left\| \mathbf{s}_\theta(z_t, t) - \frac{\alpha_t x_n - z_t}{\sigma_t^2} \right\|_2^2 \mathcal{N}(z_t; \alpha_t x_n, \sigma_t^2 \mathbf{I}) \sigma_t dz_t \right] \tag{17}$$

$$= \mathbb{E}_t \left[ \lambda(t) \int \frac{1}{2N} \sum_{n=1}^N \left\| \mathbf{s}_\theta(z_t, t) - \mathbf{s}_\theta^*(z_t, t) + \mathbf{s}_\theta^*(z_t, t) - \frac{\alpha_t x_n - z_t}{\sigma_t^2} \right\|_2^2 \mathcal{N}(z_t; \alpha_t x_n, \sigma_t^2 \mathbf{I}) \sigma_t dz_t \right] \tag{18}$$

$$= \mathbb{E}_t \left[ \lambda(t) \int \frac{1}{2N} \sum_{n=1}^N \left\| \mathbf{s}_\theta(z_t, t) - \mathbf{s}_\theta^*(z_t, t) \right\|_2^2 \mathcal{N}(z_t; \alpha_t x_n, \sigma_t^2 \mathbf{I}) \sigma_t dz_t \right] \tag{19}$$

$$- \mathbb{E}_t \left[ \lambda(t) \int \frac{1}{2N} \sum_{n=1}^N 2 (\mathbf{s}_\theta(z_t, t) - \mathbf{s}_\theta^*(z_t, t)) \left( \mathbf{s}_\theta^*(z_t, t) - \frac{\alpha_t x_n - z_t}{\sigma_t^2} \right) \mathcal{N}(z_t; \alpha_t x_n, \sigma_t^2 \mathbf{I}) \sigma_t dz_t \right]$$

$$+ \mathbb{E}_t \left[ \lambda(t) \int \frac{1}{2N} \sum_{n=1}^N \left\| \mathbf{s}_\theta^*(z_t, t) - \frac{\alpha_t x_n - z_t}{\sigma_t^2} \right\|_2^2 \mathcal{N}(z_t; \alpha_t x_n, \sigma_t^2 \mathbf{I}) \sigma_t dz_t \right]$$

$$= \mathbb{E}_t \left[ \lambda(t) \int \frac{1}{2N} \sum_{n=1}^N \left\| \mathbf{s}_\theta(z_t, t) - \mathbf{s}_\theta^*(z_t, t) \right\|_2^2 \mathcal{N}(z_t; \alpha_t x_n, \sigma_t^2 \mathbf{I}) \sigma_t dz_t \right] + C \tag{20}$$

$$= \frac{1}{2N} \sum_{n=1}^N \mathbb{E}_{t, \epsilon} \left[ \lambda(t) \left\| \mathbf{s}_\theta(\alpha_t x_n + \sigma_t \epsilon, t) - \mathbf{s}_\theta^*(\alpha_t x_n + \sigma_t \epsilon, t) \right\|_2^2 \right] + C, \tag{21}$$

where  $C = \mathbb{E}_t \left[ \lambda(t) \int \frac{1}{2N} \sum_{n=1}^N \left\| \mathbf{s}_\theta^*(z_t, t) - \frac{\alpha_t x_n - z_t}{\sigma_t^2} \right\|_2^2 \mathcal{N}(z_t; \alpha_t x_n, \sigma_t^2 \mathbf{I}) \sigma_t dz_t \right]$  is a constant value without involvement of the trained diffusion model  $\theta$ . The above equation holds since

$$\int \frac{1}{2N} \sum_{n=1}^N 2 (\mathbf{s}_\theta(z_t, t) - \mathbf{s}_\theta^*(z_t, t)) \left( \mathbf{s}_\theta^*(z_t, t) - \frac{\alpha_t x_n - z_t}{\sigma_t^2} \right) \mathcal{N}(z_t; \alpha_t x_n, \sigma_t^2 \mathbf{I}) \sigma_t dz_t \tag{22}$$

$$= \frac{1}{N} (\mathbf{s}_\theta(z_t, t) - \mathbf{s}_\theta^*(z_t, t)) \int \sum_{n=1}^N \mathcal{N}(z_t; \alpha_t x_n, \sigma_t^2 \mathbf{I}) \sigma_t \left( \mathbf{s}_\theta^*(z_t, t) - \frac{\alpha_t x_n - z_t}{\sigma_t^2} \right) dz_t \tag{23}$$

$$= 0. \tag{24}$$

This equivalence shows that diffusion models are trained to approximate the theoretical optimum.

In Karras et al. (2022), the authors have derived the optimal denoised function, while in Yi et al. (2023), the authors provided the closed form of the optimal DDPM (Ho et al., 2020). Therefore, we show the equivalence of our Eq. (2) with the above two forms.

For DDPM, which is trained under noise prediction objective, Kingma & Gao (2023) gave the transformation between the two parameterizations:

$$\mathbf{s}_\theta(z_t, t) = -\frac{\boldsymbol{\epsilon}_\theta(z_t, t)}{\sigma_t}. \tag{25}$$

Therefore, the optimal DDPM can be represented as

$$\epsilon_{\theta}^*(z_t, t) = -\sigma_t \mathbf{s}_{\theta}^*(z_t, t) = \frac{\sum_{n=1}^N \mathcal{N}(z_t; \alpha_t x_n, \sigma_t^2 \mathbf{I}) \frac{z_t - \alpha_t x_n}{\sigma_t}}{\sum_{n'=1}^N \mathcal{N}(z_t; \alpha_t x_{n'}, \sigma_t^2 \mathbf{I})} \quad (26)$$

$$= \frac{z_t}{\sigma_t} - \frac{\alpha_t}{\sigma_t} \sum_{n=1}^N \frac{\exp\left(-\frac{\|\alpha_t x_n - z_t\|_2^2}{2\sigma_t^2}\right) x_n}{\sum_{n'=1}^N \exp\left(-\frac{\|\alpha_t x_{n'} - z_t\|_2^2}{2\sigma_t^2}\right)}. \quad (27)$$

In DDPM (Ho et al., 2020), the forward process is defined as  $z_t = \sqrt{\bar{\alpha}_t}x + \sqrt{1 - \bar{\alpha}_t}\epsilon$ , so the closed form for optimal DDPM is

$$\epsilon_{\theta}^*(z_t, t) = \frac{z_t}{\sqrt{1 - \bar{\alpha}_t}} - \frac{\bar{\alpha}_t}{\sqrt{1 - \bar{\alpha}_t}} \sum_{n=1}^N \frac{\exp\left(-\frac{\|z_t - \bar{\alpha}_t x_n\|_2^2}{2(1 - \bar{\alpha}_t)}\right) x_n}{\sum_{n'=1}^N \exp\left(-\frac{\|z_t - \bar{\alpha}_t x_{n'}\|_2^2}{2(1 - \bar{\alpha}_t)}\right)}, \quad (28)$$

which is the same as Theorem 2 in Yi et al. (2023).

For denoised function, which is trained under data prediction objective, Kingma & Gao (2023) gave:

$$\mathbf{s}_{\theta}(z_t, t) = -\frac{z_t - \alpha_t D_{\theta}(z_t, t)}{\sigma_t^2}. \quad (29)$$

Therefore, the optimal denoised function can be represented as

$$D_{\theta}^*(z_t, t) = \frac{\sigma_t^2 \mathbf{s}_{\theta}^*(z_t, t) + z_t}{\alpha_t} = \frac{\sum_{n=1}^N \mathcal{N}(z_t; \alpha_t x_n, \sigma_t^2 \mathbf{I}) x_n}{\sum_{n'=1}^N \mathcal{N}(z_t; \alpha_t x_{n'}, \sigma_t^2 \mathbf{I})}. \quad (30)$$

In EDM (Karras et al., 2022), the forward process is defined as  $z_t = x + \sigma_t \epsilon$ , so the closed form for optimal denoised function is:

$$D_{\theta}^*(z_t, t) = \frac{\sum_{n=1}^N \mathcal{N}(z_t; x_n, \sigma_t^2 \mathbf{I}) x_n}{\sum_{n'=1}^N \mathcal{N}(z_t; x_{n'}, \sigma_t^2 \mathbf{I})}. \quad (31)$$

which is the same as Eq. (57) in Karras et al. (2022).

## A.2 BACKWARD PROCESS OF THE OPTIMAL DIFFUSION MODEL

We analyze the memorization behavior of the optimal diffusion model  $\mathbf{s}_{\theta}^*(z_t, t)$  defined in Eq. (2) through the lens of backward process. As shown in Kingma et al. (2021), the backward process of our defined diffusion models is governed by the following stochastic differential equation (SDE):

$$dz_t = [f(t)z_t - g^2(t)\mathbf{s}_{\theta}(z_t, t)] dt + g(t)dW_t, \quad (32)$$

where  $W_t$  is a standard Brownian motion, and  $f(t)$  and  $g(t)$  follow

$$f(t) = \frac{d \log \alpha_t}{dt}, \quad g^2(t) = \frac{d\sigma_t^2}{dt} - 2 \frac{d \log \alpha_t}{dt} \sigma_t^2. \quad (33)$$

Besides the SDE, Song et al. (2021) showed that there exists an ordinary differential equation (ODE) for deterministic backward process

$$dz_t = \left[ f(t)z_t - \frac{1}{2}g^2(t)\mathbf{s}_{\theta}(z_t, t) \right] dt. \quad (34)$$

We first show how to adopt the above ODE to generate samples using the optimal score model defined in Eq. (2). Specifically, we sample multiple time steps  $0 = t_0 < \xi = t_1 < \dots < t_n = T$ , where  $\xi$  refers to a small value closed to 0 and  $T > 0$  represents the maximum time step. For simplicity, we consider Euler solver, and then we have the following update rule

$$z_{t_n} = z_{t_{n+1}} + \left( \frac{d \log \alpha_t}{dt} z_t - \frac{1}{2} \left( \frac{d\sigma_t^2}{dt} - 2 \frac{d \log \alpha_t}{dt} \sigma_t^2 \right) \mathbf{s}_{\theta}(z_t, t) \right) \Big|_{t=t_{n+1}}^{t=t_n}. \quad (35)$$

We also use Euler method to approximate  $\frac{d \log \alpha_t}{dt}$  and  $\frac{d \sigma_t^2}{dt}$  considering

$$\lim_{t_n - t_{n+1} \rightarrow 0^-} \frac{d \log \alpha_t}{dt} \Big|_{t=t_{n+1}} = \lim_{t_n - t_{n+1} \rightarrow 0^-} \frac{1}{\alpha_t} \frac{d \alpha_t}{dt} \Big|_{t=t_{n+1}} = \frac{1}{\alpha_{t_{n+1}}} \frac{\alpha_{t_n} - \alpha_{t_{n+1}}}{t_n - t_{n+1}}, \quad (36)$$

$$\lim_{t_n - t_{n+1} \rightarrow 0^-} \frac{d \sigma_t^2}{dt} \Big|_{t=t_{n+1}} = \lim_{t_n - t_{n+1} \rightarrow 0^-} 2 \sigma_t \frac{d \sigma_t}{dt} \Big|_{t=t_{n+1}} = 2 \sigma_{t_{n+1}} \frac{\sigma_{t_n} - \sigma_{t_{n+1}}}{t_n - t_{n+1}}. \quad (37)$$

Then we have

$$z_{t_n} = \frac{\alpha_{t_n}}{\alpha_{t_{n+1}}} z_{t_{n+1}} - \left( \sigma_{t_{n+1}} (\sigma_{t_n} - \sigma_{t_{n+1}}) - \frac{(\alpha_{t_n} - \alpha_{t_{n+1}}) \sigma_{t_{n+1}}^2}{\alpha_{t_{n+1}}} \right) \mathbf{s}_\theta(z_{t_{n+1}}, t_{n+1}) \quad (38)$$

$$= \frac{\alpha_{t_n}}{\alpha_{t_{n+1}}} z_{t_{n+1}} - \left( \sigma_{t_{n+1}} \sigma_{t_n} - \frac{\alpha_{t_n} \sigma_{t_{n+1}}^2}{\alpha_{t_{n+1}}} \right) \mathbf{s}_\theta(z_{t_{n+1}}, t_{n+1}). \quad (39)$$

For  $t_0 = 0$ , we know that  $\alpha_0 = 1$  and  $\sigma_0 = 0$ .  $z_0$  refers to the generated samples, and we have

$$z_0 = \frac{z_\xi}{\alpha_\xi} + \frac{\sigma_\xi^2}{\alpha_\xi} \mathbf{s}_\theta(z_\xi, \xi) \quad (40)$$

$$= \frac{z_\xi}{\alpha_\xi} + \frac{\sigma_\xi^2}{\alpha_\xi} \sum_{n=1}^N \mathbb{S} \left( -\frac{\|\alpha_\xi x_n - z_\xi\|_2^2}{2\sigma_\xi^2} \right) \cdot \frac{\alpha_\xi x_n - z_\xi}{\sigma_\xi^2} \quad (41)$$

$$= \sum_{n=1}^N \mathbb{S} \left( -\frac{\|\alpha_\xi x_n - z_\xi\|_2^2}{2\sigma_\xi^2} \right) \cdot x_n. \quad (42)$$

From the above equation, we conclude that the generated samples by the optimal diffusion model are the linear combinations of training samples in  $\mathcal{D}$ .

Next, we consider a discrete distribution, and suppose  $z = \frac{z_\xi}{\alpha_\xi}$ , then

$$p(z = x_n, \xi) = \frac{\exp \left( -\frac{\|z - x_n\|_2^2}{2\alpha_\xi^2 \sigma_\xi^2} \right)}{\sum_{n'=1}^N \exp \left( -\frac{\|z - x_{n'}\|_2^2}{2\alpha_\xi^2 \sigma_\xi^2} \right)}, \quad n = 1, 2, \dots, N. \quad (43)$$

Suppose  $x_m = \text{NN}_1(z, \mathcal{D})$ , then we have

$$\|z - x_m\|_2^2 - \|z - x_{n \neq m}\|_2^2 < 0. \quad (44)$$

When  $\xi \rightarrow 0^+$ ,  $\eta = \alpha_\xi \sigma_\xi \rightarrow 0^+$ , then we have

$$\lim_{\xi \rightarrow 0^+} p(z = x_m, \xi) = \lim_{\eta \rightarrow 0^+} \frac{\exp \left( -\frac{\|z - x_m\|_2^2}{2\eta^2} \right)}{\sum_{n'=1}^N \exp \left( -\frac{\|z - x_{n'}\|_2^2}{2\eta^2} \right)} \quad (45)$$

$$= \lim_{\eta \rightarrow 0^+} \frac{1}{\sum_{n' \neq m}^N \exp \left( -\frac{\|z - x_{n'}\|_2^2 - \|z - x_m\|_2^2}{2\eta^2} \right) + 1} \quad (46)$$

$$= \frac{1}{\sum_{n' \neq m}^N \lim_{\eta \rightarrow 0^+} \exp \left( -\frac{\|z - x_{n'}\|_2^2 - \|z - x_m\|_2^2}{2\eta^2} \right) + 1} \quad (47)$$

$$= \frac{1}{\sum_{n' \neq m}^N \lim_{\eta \rightarrow +\infty} \exp \left( \frac{\eta^2}{2} \left( \|z - x_m\|_2^2 - \|z - x_{n'}\|_2^2 \right) \right) + 1} \quad (48)$$

$$= 1. \quad (49)$$

Then

$$\lim_{\xi \rightarrow 0^+} \left( p(z = x_m, \xi) + \sum_{n' \neq m}^N p(z = x_{n'}, \xi) \right) = 1, \quad (50)$$



$$\sum_{n' \neq m}^N \lim_{\xi \rightarrow 0^+} p(z = x_{n'}, \xi) = 0. \quad (51)$$

Given  $p(z = x_i, \xi) \geq 0$ ,

$$\lim_{\xi \rightarrow 0^+} p(z = x_{n \neq m}, \xi) = 0. \quad (52)$$

$$\lim_{\xi \rightarrow 0^+} z_0 = \lim_{\xi \rightarrow 0^+} \mathbb{E}_{p(z=x_n, \xi)} [z] = \text{NN}_1(z, \mathcal{D}). \quad (53)$$

From the above analysis, we conclude that when  $t_1 = \xi$  is closed to 0, the probabilistic ODE solver returns a training sample in  $\mathcal{D}$ .

Next, we consider an SDE solver, then the update rule is

$$z_{t_n} = z_{t_{n+1}} + \left( \frac{d \log \alpha_t}{dt} z_t - \left( \frac{d \sigma_t^2}{dt} - 2 \frac{d \log \alpha_t}{dt} \sigma_t^2 \right) \mathbf{s}_\theta(z_t, t) \right) \Big|_{t=t_{n+1}}^{(t_n - t_{n+1})} \quad (54)$$

$$\pm \sqrt{\frac{d \sigma_t^2}{dt} - 2 \frac{d \log \alpha_t}{dt} \sigma_t^2} \Big|_{t=t_{n+1}}^{(t_n - t_{n+1})} \epsilon$$

$$= \frac{\alpha_{t_n}}{\alpha_{t_{n+1}}} z_{t_{n+1}} - 2 \left( \sigma_{t_{n+1}} \sigma_{t_n} - \frac{\alpha_{t_n} \sigma_{t_{n+1}}^2}{\alpha_{t_{n+1}}} \right) \mathbf{s}_\theta(z_{t_{n+1}}, t_{n+1}) \quad (55)$$

$$\pm \sqrt{2 \left( \sigma_{t_{n+1}} \sigma_{t_n} - \frac{\alpha_{t_n} \sigma_{t_{n+1}}^2}{\alpha_{t_{n+1}}} \right)} (t_n - t_{n+1}) \epsilon,$$

where  $\epsilon \sim \mathcal{N}(\mathbf{0}, \mathbf{I})$  is a Gaussian noise. Similarly, we consider the update step at  $t_0 = 0$

$$z_0 = \frac{z_\xi}{\alpha_\xi} + 2 \frac{\sigma_\xi^2}{\alpha_\xi} \mathbf{s}_\theta(z_\xi, \xi) \pm \sqrt{2 \frac{\sigma_\xi^2 \xi}{\alpha_\xi}} \epsilon = 2 \sum_{n=1}^N \mathbb{S} \left( - \frac{\|\alpha_\xi x_n - z_\xi\|_2^2}{2 \sigma_\xi^2} \right) \cdot x_n - \frac{z_\xi}{\alpha_\xi} \pm \sqrt{2 \frac{\sigma_\xi^2 \xi}{\alpha_\xi}} \epsilon. \quad (56)$$

When  $\xi \rightarrow 0^+$

$$\lim_{\xi \rightarrow 0^+} z_0 = 2 \text{NN}_1 \left( \frac{z_\xi}{\alpha_\xi}, \mathcal{D} \right) - \lim_{\xi \rightarrow 0^+} \frac{z_\xi}{\alpha_\xi}. \quad (57)$$

Consider  $\lim_{\xi \rightarrow 0^+} \frac{z_\xi}{\alpha_\xi} = \lim_{\xi \rightarrow 0^+} z_0$

$$\lim_{\xi \rightarrow 0^+} z_0 = \text{NN}_1 \left( \frac{z_\xi}{\alpha_\xi}, \mathcal{D} \right). \quad (58)$$

To summarize, through our analysis, we find that the optimal diffusion model always replicates training data through the backward process.

### A.3 OPTIMAL CLASS-CONDITIONED DIFFUSION MODEL

In the above, we provide the derivation of the optimal diffusion model for unconditional generation under the assumption of empirical data distribution  $x \sim \frac{1}{N} \sum_{n=1}^N \delta(x - x_n)$ . Next, we consider the scenario of class-conditional generation. The dataset can be represented as  $\mathcal{D} \triangleq \{x_n, y_n\}_{n=1}^N, y_n \in \{1, 2, \dots, C\}$ , where  $C$  is the number of classes. Then the empirical joint distribution of data and label is  $x, y \sim \frac{1}{N} \sum_{n=1}^N \delta(x - x_n) \delta(y - y_n)$ .

For class-conditional generation, the empirical DSM objective is written

$$\begin{aligned} \mathcal{J}_{\text{DSM}}(\theta) &= \frac{1}{2N} \sum_{n=1}^N \mathbb{E}_{t, \epsilon} \left[ \lambda(t) \left\| \mathbf{s}_\theta(\alpha_t x_n + \sigma_t \epsilon, y_n, t) + \frac{\epsilon}{\sigma_t} \right\|_2^2 \right] \\ &= \frac{1}{2N} \sum_{c=1}^C \sum_{n=1}^{N_c} \mathbb{E}_{t, \epsilon} \left[ \lambda(t) \left\| \mathbf{s}_\theta(\alpha_t x_n^c + \sigma_t \epsilon, c, t) + \frac{\epsilon}{\sigma_t} \right\|_2^2 \right], \end{aligned} \quad (59)$$

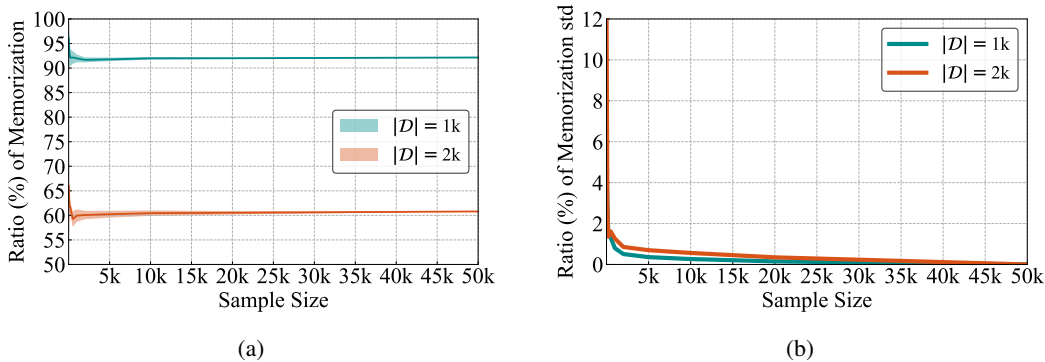


Figure 6: (a) Memorization ratios (%) (b) Standard deviations of memorization ratios (%) of different sample sizes.

where  $x_n^c$  refers to the  $n$ -th sample with class label  $c$ , and  $N_c$  represents the number of class label  $c$ .

Similarly, by taking the gradient w.r.t.  $s_\theta(z_t, c, t)$ , we derive the optimal class-conditioned diffusion model for each class condition  $c$

$$s_\theta^*(z_t, c, t) = \frac{\sum_{n=1}^{N_c} \exp\left(-\frac{\|\alpha_t x_n^c - z_t\|_2^2}{2\sigma_t^2}\right) \frac{\alpha_t x_n^c - z_t}{\sigma_t^2}}{\sum_{n'=1}^{N_c} \exp\left(-\frac{\|\alpha_t x_{n'}^c - z_t\|_2^2}{2\sigma_t^2}\right)} = \sum_{n=1}^{N_c} \mathbb{S}\left(-\frac{\|\alpha_t x_n^c - z_t\|_2^2}{2\sigma_t^2}\right) \cdot \frac{\alpha_t x_n^c - z_t}{\sigma_t^2}. \quad (60)$$

## B IMPLEMENTATION DETAILS OF OUR BASIC EXPERIMENTAL SETUP

We introduce our basic experimental setup as follows.

**Data distribution.** Most of our experiments are conducted on the CIFAR-10 dataset, which consists of 50k RGB images with a spatial resolution of  $32 \times 32$ . CIFAR-10 has 10 classes, each of which has 5k images. When modifying the intra-diversity of data distribution, we blend several images from the ImageNet dataset (Deng et al., 2009) to construct training datasets. In our study, we disable the data augmentation to prevent any ambiguity regarding memorization.

**Model configuration.** We consider the baseline VP configuration in Karras et al. (2022).<sup>2</sup> The model architecture is DDPM++, which is based on U-Net (Ronneberger et al., 2015). As our basic model, we select the number of residual blocks per resolution in the U-Net as 2 instead of 4 in original implementations. The channel multiplier is 128, resulting in 256 channels at all resolutions of  $32 \times 32$ ,  $16 \times 16$ , and  $8 \times 8$ . The time embedding is positional encoding (Vaswani et al., 2017). Consequently, our basic model has 35M trainable parameters, which is close to that in DDPM (Ho et al., 2020).

**Training procedure.** Our diffusion models are trained using Adam optimizer (Kingma & Ba, 2014) with a learning rate of  $2 \times 10^{-4}$  and a batch size of 512. The training duration is 40k epochs, while it is 4k epochs in Karras et al. (2022). It is worth mentioning that for different training sizes, the number of training epochs is the same. Therefore, for smaller training datasets, the number of total training steps will be smaller. This setup ensures that the frequency of each image being drawn during the training procedure is the same. We schedule the learning rate and EMA rate similar to Karras et al. (2022) but in an epoch-wise manner. In the first 200 epochs, we warm-up the learning rate and the EMA rate with the increase of training iterations. Afterwards, the learning rate is fixed to  $2 \times 10^{-4}$  and the EMA rate is fixed to 0.99929. All experiments were run on 8 NVIDIA A100 GPUs.

We follow the backward process in Karras et al. (2022) to generate images to compute the memorization metric. To decide appropriate sample size, we first train two diffusion models according to our basic experimental setup at  $|\mathcal{D}| = 1k$  and  $|\mathcal{D}| = 2k$ . Afterwards, we generate 50k images by each

<sup>2</sup>We run the training configuration C in Karras et al. (2022) after adjusting hyper-parameters and redistributing capacity compared to Song et al. (2021).

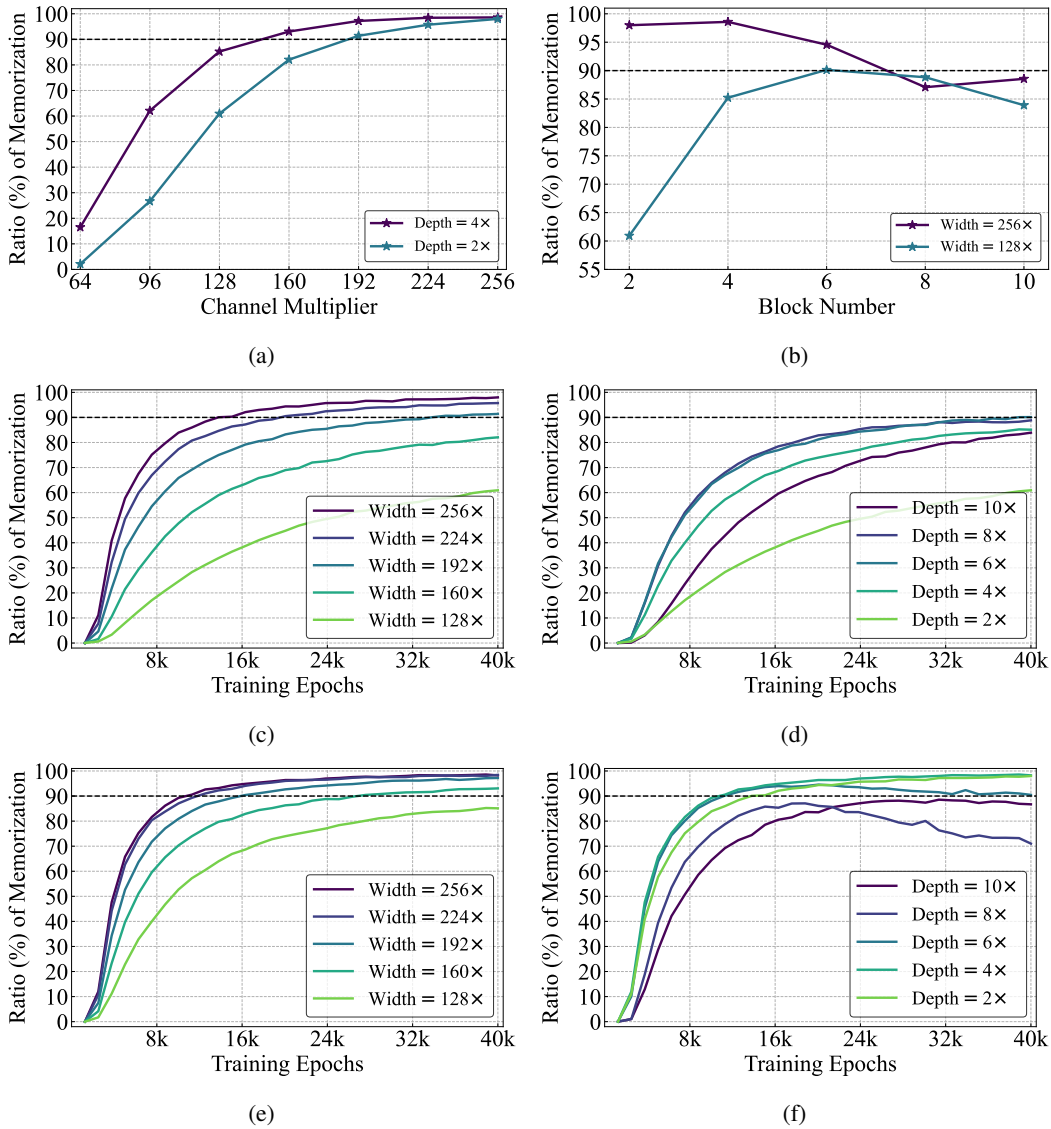


Figure 7: At the size of training data  $|\mathcal{D}| = 2k$ , memorization ratio (%) with (a) varying model widths under 2 or 4 residual blocks per resolution; (b) varying model depths under the channel multiplier as 128 or 256; (c) varying model widths under 2 residual blocks per resolution during the training; (d) varying model depths under the channel multiplier as 128 during the training; (e) varying model widths under 4 residual blocks per resolution during the training; (f) varying model depths under the channel multiplier as 256 during the training.

model and then bootstrap different number of samples to compute memorization ratios. As present in Fig. 6, we find that the ratio of memorization has a negligible variance when sample size more than 10k images. Therefore, we generate 10k images throughout this study. We report the highest memorization ratio during the training process.

## C MORE EMPIRICAL RESULTS

### C.1 MODEL SIZE

**Model width.** We investigate the influence of different channel multipliers, specifically exploring the values from  $\{64, 96, 128, 160, 192, 224, 256\}$ . We also consider two scenarios for the number of

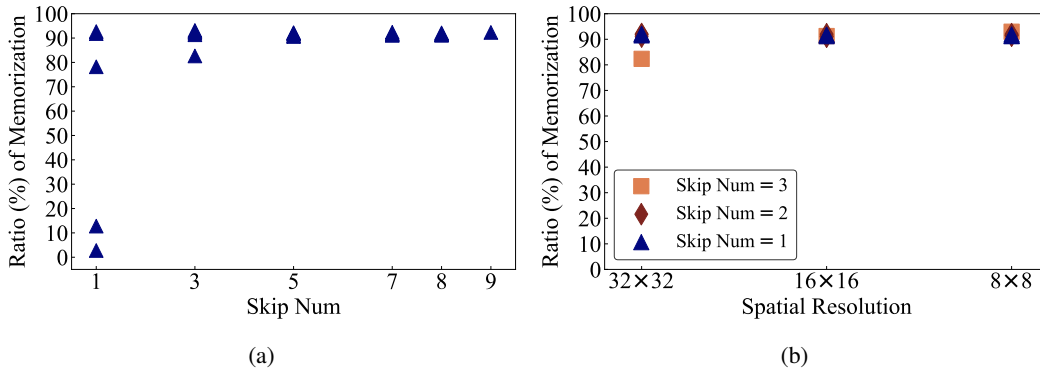


Figure 8: Memorization ratio (%) when (a) retaining different numbers of skip connections; (b) deleting skip connections of certain spatial resolution.

	$ \mathcal{D}  = 1k$	$ \mathcal{D}  = 2k$	$ \mathcal{D}  = 3k$	$ \mathcal{D}  = 4k$	$ \mathcal{D}  = 5k$
Unconditional	92.09	60.93	34.60	17.12	9.00
Conditional (true labels)	96.59	79.46	55.62	37.59	23.00
Conditional (unique labels)	100.00	99.88	99.89	99.57	99.66

Table 3: Memorization ratios (%) of unconditional / conditional (with true labels) / conditional (with unique labels) diffusion models.

residual blocks per resolution: 2 and 4. As illustrated in Fig. 7a, when  $|\mathcal{D}| = 2k$ , we observe a consistent and monotonic increase in the memorization ratio as the model width grows. This observation aligns with the conclusions drawn in Sec. 4.1. Furthermore, we provide a dynamic view of the memorization ratios during the training process in Fig. 7c and Fig. 7e. It is worth noting that wider diffusion models consistently exhibit higher levels of memorization throughout the entire training process.

**Model depth.** We delve into the impact of varying numbers of residual blocks per resolution, considering values in the range of  $\{2, 4, 6, 8, 10\}$ . We maintain two different channel multiplier values, specifically 128 and 256, and set the training data size  $|\mathcal{D}| = 2k$ . The results, as presented in Fig. 7b, confirm the non-monotonic effect of model depth on memorization. When the channel multiplier is set to 256, the curve depicting the relationship between memorization ratio and the number of residual blocks per resolution exhibits multiple peaks. To gain a better understanding of this non-monotonic effect, we visualize the training process in Fig. 7d and Fig. 7f. Occasionally, deeper diffusion models yield lower memorization ratios than shallower ones throughout the whole training process. It is noteworthy that when both model width and depth are set large values (e.g., the number of residual blocks per resolution is 8 and the channel multiplier is 256), the memorization of the diffusion model also demonstrates non-monotonic characteristics.

## C.2 SKIP CONNECTIONS

We employ DDPM++ (Song et al., 2021; Karras et al., 2022) to explore the influence of skip connection quantity on memorization. Specifically, we consider retaining  $m = 1, 3, 5, 7, 8, 9$  skip connections. To keep the costs tractable, we randomly select five distinct combinations of skip connections for each specific  $m$ . Our findings, depicted in Fig. 8a, illustrate a consistent memorization ratio for larger values of  $m$ , whereas a considerable degree of variance is observed for smaller values of  $m$ . Notably, when  $m = 1$ , the memorization ratio exhibits substantial variability, spanning a range from approximately 0% to over 90%.

In addition to remaining specific skip connections at different resolutions in the main paper, we also investigate the effect of selectively deleting certain skip connections at varying resolutions. As present in Fig. 8b, when deleting one or two skip connections at any spatial resolution, the memorization ratios consistently remain above 90%. It is noteworthy that the memorization ratio only falls below 90% when three skip connections are deleted at the resolution of  $32 \times 32$ . These findings further confirm the pivotal role played by skip connections at higher resolutions on memorization of diffusion models.

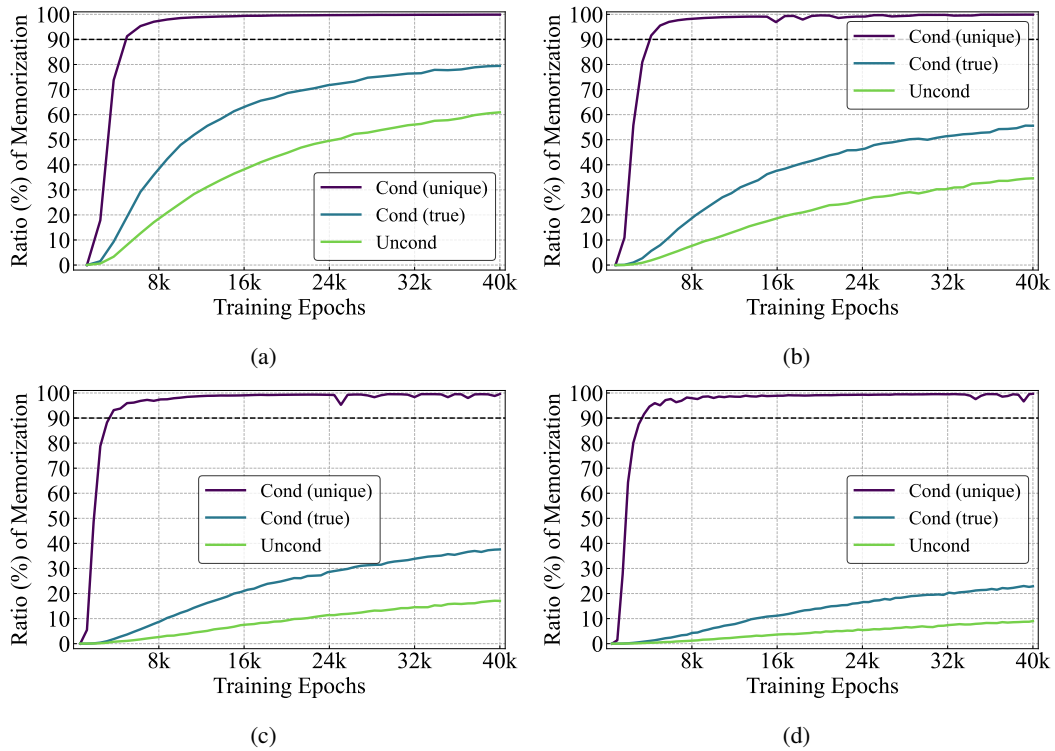


Figure 9: Memorization ratios (%) of unconditional / conditional (with true labels) / conditional (with unique labels) diffusion models during the training at the training data size (a)  $|\mathcal{D}| = 2k$ ; (b)  $|\mathcal{D}| = 3k$ ; (c)  $|\mathcal{D}| = 4k$ ; (d)  $|\mathcal{D}| = 5k$ .




Figure 10: Generated images (top three rows) and their  $\ell_2$ -nearest training samples in  $\mathcal{D}$  (bottom three rows) by (a) the conditional EDM with unique labels (b) the unconditional EDM.

### C.3 UNCONDITIONAL V.S. CONDITIONAL GENERATION

We compare the memorization ratios of unconditional diffusion models, conditional diffusion models with true labels, and conditional diffusion models with unique labels. As summarized in Table 3, it is noticed that with unique labels as class conditions, the trained diffusion models can only replicate training data as the memorization ratios achieve close to 100% when  $|\mathcal{D}| \leq 5k$ . Additionally, we visualize the memorization ratios of diffusion models during the training in Fig. 9, which reaffirms that the diffusion models with unique labels as input conditions memorize training data quickly. Typically, they can achieve more than 90% memorization ratios within 8k training epochs.

Finally, when trained on the entire CIFAR-10 dataset, i.e.,  $|\mathcal{D}| = 50k$ , the memorization ratio of conditional EDM with unique labels achieves more than 65% within 12k training epochs, as present in Fig. 5d. However, its unconditional counterpart still maintains a zero value of memorization ratio. To further demonstrate this memorization gap, we visualize the generated images and their  $\ell_2$ -nearest training samples in  $\mathcal{D}$  by the above two models in Fig. 10. It is noticed that the conditional EDM with unique labels replicate a large proportion of training data while the unconditional EDM generates novel samples.