

NUGGET 2D: DYNAMIC CONTEXTUAL COMPRESSION FOR SCALING DECODER-ONLY LANGUAGE MODELS

Guanghui Qin^{η*}, Corby Rosset^μ, Ethan C. Chau^μ, Nikhil Rao^μ, Benjamin Van Durme^{η,μ}

^ηJohns Hopkins University ^μMicrosoft

{gqin2, vandurme}@jhu.edu

{corbyrosset, ethanchau, nikhilrao}@microsoft.com

ABSTRACT

Standard Transformer-based language models (LMs) scale poorly to long contexts. We propose a solution based on dynamic contextual compression, which extends the NUGGET approach of Qin & Van Durme (2023) from BERT-like frameworks to decoder-only LMs. Our method models history as compressed “nuggets” which are trained to allow for reconstruction, and it can be initialized with off-the-shelf models such as LLAMA. We demonstrate through experiments in language modeling, question answering, and summarization that NUGGET2D retains capabilities in these tasks, while drastically reducing the overhead during decoding in terms of time and space. For example, in the experiments of autoencoding, NUGGET2D can shrink context at a 20x compression ratio with a BLEU score of 98% for reconstruction, achieving nearly lossless encoding.

1 INTRODUCTION

Standard Transformer-based language models Vaswani et al. (2017) suffer from quadratic computational complexity w.r.t. sequence length, making it challenging to scale to long sequences. Proposed solutions (Tay et al., 2022) include sparsifying attention patterns (Beltagy et al., 2020; Ding et al., 2023) or approximating the attention computation with kernel methods (Choromanski et al., 2021). However, not all these approaches are proven effective for NLP tasks (Qin et al., 2023), and very few of them are applied to large language models (LLMs), such as LLaMA (Touvron et al., 2023a).

We propose a solution called 2-Dimensional **N**eural **A**gglomerative **E**mbedding for **T**ext, or NUGGET2D for short, inspired by the approach of Qin & Van Durme (2023) for BERT-like (Devlin et al., 2019) transformer encoders. Instead of attending to all previous tokens, NUGGET2D allows a decoder-only transformer model to attend to a selected subset of tokens, called “nuggets,” thus greatly reducing the computing and memory overhead. This selection can be learned in an unsupervised manner with a residual connection built between nuggets and self-attention modules. Moreover, unlike pattern-based efficient attention methods that evenly chunk the text (Rae et al., 2020), the attention behavior learned by NUGGET2D is linguistically meaningful, naturally splitting the text into subsentential units. We illustrate the architecture of NUGGET2D in fig. 1 in comparison to the recently proposed ICAE (Ge et al., 2023), which appends extra memory slots to the input sequence to be used as a compressed representation.

NUGGET2D can be trained through autoencoding or next-token prediction objectives, turning it into an efficient context compressor. In experiments on autoencoding, we demonstrate that

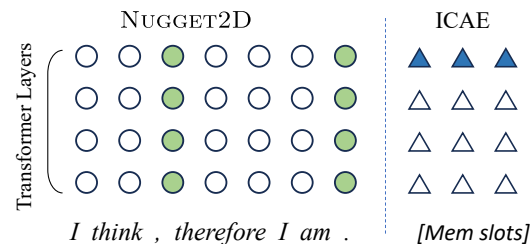


Figure 1: Text compression by ICAE and NUGGET2D. ICAE appends memory slot tokens and uses their last-layer hidden states as the text representation. NUGGET2D adapts the hidden states of a selected subset of input tokens.

*Work done in part during Guanghui Qin’s internship at Microsoft Research. Correspondence to Guanghui Qin and Benjamin Van Durme {gqin2, vandurme}@jhu.edu.

NUGGET2D can achieve near lossless encoding with a compression ratio as high as 20x, a marked improvement over (Ge et al., 2023, ICAE). After fine-tuning, NUGGET2D is effective in downstream NLP tasks such as question answering (QA) and summarization, where NUGGET2D performs on par with or even better than the original LMs while achieving a high compression ratio as high as 10x.

We also show that by re-assigning the parameters in NUGGET2D, it can be plugged into LMs and autoregressively aggregate history information into nuggets, delivering an efficient LM. In experiments, we demonstrate that NUGGET2D can achieve a perplexity score lower than the original LM with restricted memory, outperforming the baseline model of Rae et al. (2020).

In summary, NUGGET2D adapts Qin & Van Durme (2023) to decoder-only transformers through innovations in its architecture, including a multi-layer memory to compress the history tokens and a residual connection in the self-attention for end-to-end training. In addition, we make it an efficient autoregressive LM by reassigning its parameters. NUGGET2D is shown to be effective in tasks such as autoencoding, language modeling, and applications including QA and summarization.

2 APPROACH

In this section, we introduce the architecture of NUGGET2D, including how it adapts NUGGET “1D” into a decoder-only transformer, two of its variants, and the training objective.

2.1 BACKGROUND: NUGGET TEXT REPRESENTATION

NUGGET (Qin & Van Durme, 2023) is a text representation method that maps a sequence of n tokens into $k \leq n$ vectors, where a hyperparameter ensures a given compression ratio. E.g., ensuring $k = \frac{n}{10}$. NUGGET first uses a transformer encoder to map n tokens into a sequence of vectors:

$$(\mathbf{x}_1, \mathbf{x}_2, \dots, \mathbf{x}_n) = \text{TransformerEncoder}(w_1, w_2, \dots, w_n),$$

where w_i and $\mathbf{x}_i \in \mathbb{R}^d$ are the input token and corresponding contextualized vector representation and d is the hidden size of the transformer. A scorer takes \mathbf{x}_i as input and outputs a score s_i , where a higher score indicates that the token contains more context information. A select operator picks the top- k vectors as the representation of the input text:

$$(\mathbf{z}_1, \mathbf{z}_2, \dots, \mathbf{z}_k) = \text{TopK}(\mathbf{x}_{1:n}, s_{1:n}, k), \quad s_i = \text{Scorer}(\mathbf{x}_i), \quad (1)$$

where $(\mathbf{z}_1, \mathbf{z}_2, \dots, \mathbf{z}_k)$ are selected from $(\mathbf{x}_1, \mathbf{x}_2, \dots, \mathbf{x}_n)$ and serve as the resultant representation for the input text. NUGGET was designed for encoder-decoder transformer architectures and was shown to be trainable through autoencoding or machine translation tasks.

2.2 NUGGET2D: EFFICIENT TEXT REPRESENTATION IN A DECODER-ONLY LM

Suppose we have a decoder-only transformer LM, such as LLAMA (Touvron et al., 2023a;b), with L self-attention layers. Simplifying, such an LM takes as input the hidden states of past tokens to represent the next token w_i in the l -th layer:

$$\mathbf{x}_i^{l+1} = \text{Attn}(\mathbf{x}_i^l, \mathbf{x}_{<i}^l, \mathbf{x}_{<i}^l), \quad (2)$$

where \mathbf{x}_i^l is the vector representation of the i -th vector in the l -th layer of the transformers, and Attn is a dot-product attention module that takes query, key, and value as input. To generate a distribution of the token w_{i+1} , an FFN classifier, denoted by LMHead , is applied to the hidden state \mathbf{x}_i^l , the last-layer hidden representation of the i -th token.

Note that \mathbf{x}_i^l contains not only the information of the current token w_i but also of the past token $w_{<i}$, i.e. they are *contextualized embeddings*. Thus, we hypothesize that attending to a *subset* of past tokens $w_{<i}$, instead of all tokens, is sufficient to support a viable hidden representation \mathbf{x}_i^l .

We also hypothesize that some tokens can become *more valuable* than others if only a subset of them can be attended to. Therefore, we propose a scorer that learns to pick out those top- k tokens that should be attended to by future tokens. (see fig. 2) Formally, we have:

$$(\mathbf{x}_{i_1}^l, \mathbf{x}_{i_2}^l, \dots, \mathbf{x}_{i_k}^l) = \text{TopK}(\mathbf{x}_{1:n}^l, s_{1:n}, k), \quad s_i = \text{Scorer}_\varphi(\mathbf{x}_i^l), \quad (3)$$

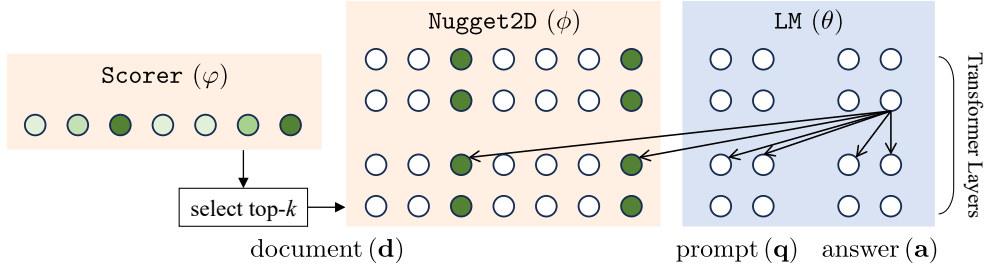


Figure 2: An illustration of how to use NUGGET2D to compress context. From left to right, Scorer select top- k tokens, then Nugget2D encodes the document from the selected tokens, making “nuggets”. Finally, LM autoregressively decodes the answer from nuggets and prompt tokens.

where Scorer is an FFN with parameters φ , \mathbf{x}_i^λ is the λ -th layer representation of the token i (cf. eq. (1)) and λ is a hyperparameter.¹ (i_1, i_2, \dots, i_k) are the indices of the tokens selected by Scorer. The hidden states of the k selected token, i.e. $(\mathbf{x}_{i_1}^l \dots \mathbf{x}_{i_k}^l)$, are used as a compressed representation of the text.² As the hidden states for each selected token span over all L layers rather than only the last layer, the approach is named NUGGET2D.

Here k is not a fixed number and depends on the input texts, and we will discuss the selection of k in sections 2.4 and 2.5. The k selected tokens are called “nuggets.”

2.3 RESIDUAL CONNECTION: ENSURING DIFFERENTIABILITY

The nugget selector relies on the TopK operator to select tokens, which is not differentiable, hindering end-to-end training. Inspired by Qin & Van Durme (2023), we build a residual connection between the nugget scores and the self-attention logits:

$$\xi_{i,j}^l = \frac{1}{\sqrt{d}} \left[(\mathbf{W}^Q \mathbf{x}_i^l) (\mathbf{W}^K \mathbf{x}_j^l)^\top + s_j \right], \quad i < j \quad (4)$$

where $\xi_{i,j}$ is the weight for the attention from token i to token j in the l -th layer before the normalization of softmax, and s_j is the nugget score. Therefore, the parameters of Scorer receive gradients via the self-attention module from future tokens at all layers.³

To understand how the end-to-end training works, we rewrite the gradients on s_j with the chain rule:

$$\frac{\partial \ell}{\partial s_j} = \sum_{i \in I_j} \sum_{l=1}^L \left(\frac{\partial \xi_{i,j}}{\partial s_j} \cdot \frac{\partial \ell}{\partial \xi_{i,j}} \right) = \frac{1}{\sqrt{d}} \sum_{i \in I_j} \sum_{l=1}^L \frac{\partial \ell}{\partial \xi_{i,j}} \quad (5)$$

where ℓ is the loss value and I_j are the indices of tokens that will attend to the nugget j . The interpretation of eq. (5) is that the nugget that is paid more attention to will likely have a higher score s_j , averaged across all layers and future tokens.⁴

2.4 COMPRESSING CONTEXTS WITH NUGGET2D

One can apply NUGGET2D to compress the context into nuggets. Suppose one asks an LM to decode an answer, denoted by \mathbf{a} , from a long context (e.g. a supporting document) and a prompt (e.g. a query for question answering), denoted by \mathbf{d} and \mathbf{q} , they can input the document in the form of nuggets instead of tokens, shown as follows:

$$p(\mathbf{a} \mid \mathbf{d}, \mathbf{q}; \theta, \phi, \varphi) = \prod_i \text{LM}_\theta ([\text{Nugget2D}_{\phi, \varphi}(\mathbf{d}); \mathbf{q}; \mathbf{a}_{<i}]) , \quad (6)$$

¹Note λ does not depend on l , and the selected tokens are the same for all layers.

²In the remainder we may omit superscript l , using \mathbf{x}_i to denote “2 (D)imensional” vectors across all layers.

³Qin & Van Durme (2023) has a similar mechanism to ensure differentiability but can only be applied to encoder-decoder transformers like BART (Lewis et al., 2020a). The residual connection proposed in this paper is built between any token pairs, and thus can be applied to any transformers.

⁴In practice, Scorer quickly converges, and then s_j can be removed from eq. (5).

where $[\ ; \]$ indicates the concatenation⁵ of sequences, LM is a decoder-only LM with the parameters θ and NUGGET2D is the NUGGET2D model with parameters ϕ (for transformers) and φ (for Scorer). We suppose that ϕ and θ are initialized from the same pretrained LM but they are not tied.

Choice of k As the input document is known prior to the compression, the number of nuggets k is set to be proportional to the sequence length: $k = r \cdot n$, where the ratio r is a hyperparameter. Because the LM uses causal masking and Scorer may not naturally select the last token, we require Scorer always selects the last token as a nugget.

Training objective Given a dataset \mathcal{D} with document, prompt, and answer triples, one can train a NUGGET2D model with the next-token prediction objective:

$$(\hat{\theta}, \hat{\phi}, \hat{\varphi}) = \arg \max_{\theta, \phi, \varphi} \sum_{(\mathbf{d}, \mathbf{q}, \mathbf{a}) \in \mathcal{D}} \sum_i \log p(\mathbf{a}_i \mid \mathbf{d}, \mathbf{q}, \mathbf{a}_{<i}; \theta, \phi, \varphi). \quad (7)$$

Depending on the task, one may selectively freeze either one or two of the parameter sets among θ , ϕ , and φ . Here we discuss 3 situations of training.

Autoencoding: NUGGET2D can be trained as an autoencoder, where \mathbf{d} and \mathbf{a} are the same text, while $\mathbf{q} \in \mathbb{R}^d$ is a single-token soft prompt for text reconstruction (Qin & Eisner, 2021; Ge et al., 2023). From the perspective of an autoencoder, NUGGET2D $_{\phi, \varphi}$ is an encoder, the nuggets are the bottleneck, and LM $_{\theta}$ is a decoder. All parameters θ , ϕ , φ , and \mathbf{q} are trainable.

Text continuation: Training θ risks impacting the language generation performance of the LM (Ramasesh et al., 2021). Therefore, one may freeze θ and only train ϕ and φ in eq. (7). A document is split into 3 parts, serving as the \mathbf{d} , \mathbf{q} , and \mathbf{a} . Note the 3 parts may simply be consecutive texts and not necessarily a triple of document, prompt, and answer.

Fine-tuning for downstream tasks: One may also make all parameters trainable and fine-tune the LM toward a downstream task. In this scenario, the LM learns to answer the query in the prompt \mathbf{q} by reading the compressed contexts NUGGET2D(\mathbf{d}).

2.5 AUGOREGRESSIVE NUGGET2D

A common issue with some text compression models (Qin & Van Durme, 2023; Ge et al., 2023) is that they separate the text to be compressed and apply different parameters to the compressor and the decoding module (e.g. θ and ϕ in section 2.4), which makes it extremely expensive to do autoregressive decoding. Therefore, we introduce a variant of NUGGET2D that restricts the usage of parameter ϕ only to the nugget tokens to solve this issue.

The intuition of language modeling with compression is that the distant tokens are less correlated with the next token, and thus can be compressed with NUGGET2D. Suppose we have a context of t tokens $w_{1:t}$ and we split them into *distant* tokens $w_{1:\tau}$ and *recent* tokens $w_{\tau+1:i}$, then the distribution of the next token w_{t+1} can be modeled as:

$$(\mathbf{z}_{i_1}, \mathbf{z}_{i_2}, \dots, \mathbf{z}_{i_k}) = \text{NUGGET2D}_{\phi, \varphi}(\mathbf{x}_{1:\tau}), \quad 1 \leq k \leq i_k \leq \tau \quad (8)$$

$$\mathbf{x}_t^{l+1} = \text{Attn}_{\theta}(\mathbf{x}_t^l, [\mathbf{z}_{i_1:k}^l; \mathbf{x}_{\tau+1:t}^l], [\mathbf{z}_{i_1:k}^l; \mathbf{x}_{\tau+1:t}^l]), \quad 1 < \tau < t \quad (9)$$

$$p(w_{t+1} \mid w_{1:t}) = \text{LMHead}_{\theta}(\mathbf{x}_t^L) \quad (10)$$

where τ is an index that splits past tokens $w_{1:t}$ into distant and recent tokens, \mathbf{x}_t^L is the last-layer representation of the t -th token, and NUGGET2D compresses the hidden representation of distant tokens $\mathbf{x}_{1:\tau}$ into $(\mathbf{z}_{i_1} \dots \mathbf{z}_{i_k})$. Looking into eq. (8), the nugget indices (i_1, i_2, \dots, i_k) are selected as shown in eq. (3), while each nugget vector \mathbf{z}_i is derived from token w_i recursively by:

$$\mathbf{z}_i^{l+1} = \text{Attn}_{\phi}(\mathbf{z}_i^l, \mathbf{x}_{<i}^l, \mathbf{x}_{<i}^l). \quad (11)$$

Note that $\mathbf{z}_i^0 = \mathbf{x}_i^0$ (the embedding layer of the transformers) while \mathbf{z}_i^l can differ from \mathbf{x}_i^l for $l \geq 1$ because the parameter ϕ in eq. (11) may diverge from θ in eq. (9).

⁵The concatenation of nuggets and tokens means concatenating their hidden states.

Note that the subtle difference between eq. (6) and eq. (11) is a re-assignment of the parameter θ : θ in eq. (11) is only applied to the nugget tokens, while in eq. (6) θ is applied to all tokens to be compressed. The reassignment avoids double encoding the non-nugget tokens with both θ and ϕ when new tokens are appended. As a consequence, the decoding process shown in eqs. (8) to (11) can be conducted autoregressively. As new tokens are decoded, distant tokens can be recycled by selecting a new nugget token w_i and compressing $\mathbf{x}_{<i}$ into nugget \mathbf{z}_i .

We illustrate the architecture of autoregressive NUGGET2D in fig. 3.

Choice of k As an autoregressive LM, NUGGET2D does not know the length of sequence a priori. Therefore, we make k dynamic by setting a threshold \bar{s} on the nugget score s_i to select nuggets. \bar{s} is set such that a ratio r of tokens are selected nuggets, averaged over all documents.

In practice, to solve the cold-start problem, we reuse the Scorer_φ in the autoencoding experiments in section 2.4 and freeze the parameters φ . We then empirically sample documents to estimate \bar{s} .

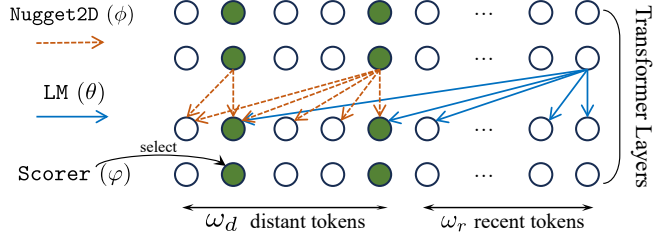


Figure 3: An illustration of the autoregressive NUGGET2D, where Scorer_φ selects nugget tokens with a threshold \bar{s} , $\text{Nugget2D}(\phi)$ aggregates the information of distant tokens into nuggets. When predicting a new token, $\text{LM}(\theta)$ has direct access to recent tokens but needs the nuggets to access the distant information.

Inference We suppose only a finite number of tokens are defined as recent, and let $\tau = t - \omega_r$, where ω_r is the window size for recent tokens. Moreover, to make the time to calculate \mathbf{z}_i finite for infinitely long sequences, one can constrain the \mathbf{z}_i only to attend its past ω_d tokens, i.e. $\mathbf{x}_{\tau-\omega_d:\tau}$, where the ω_d is a window size for distant tokens. Furthermore, one can limit NUGGET2D only to keep the most recent K nuggets. We set ω_r , ω_d , and K as hyperparameters. With those constraints added, the memory overhead of NUGGET2D can be bounded.⁶

Training We use the next-token prediction as the training objective. However, eqs. (8) and (10) are not easy to parallelize because τ shifts for every new token. So we approximate eqs. (8) and (10) by sampling sentences with up to $(\omega_d + \omega_r + \omega_p)$ tokens from a corpus \mathcal{D} , using the first ω_d tokens as distant tokens and the following ω_r tokens as recent tokens, and letting the model learn to predict the last ω_p tokens. Formally, we have:

$$(\hat{\theta}, \hat{\phi}) = \arg \max_{\theta, \phi} \sum_{\mathbf{x} \in \mathcal{D}} \sum_{i=\omega_d+\omega_r}^{\omega_d+\omega_r+\omega_p} \log \text{LMHead}_\theta(\mathbf{x}_i^L) \quad (12)$$

$$\mathbf{x}_i^L = \text{LM}_\theta([\text{Nugget2D}_{\phi, \varphi}(\mathbf{x}_{1:\omega_d}); \mathbf{x}_{\omega_d+1:i}]). \quad (13)$$

Note that φ is not optimized, because we reuse the Scorer in section 2.4 without further fine-tuning.

3 OVERALL EXPERIMENT SETUP

We adopt the architecture of LLAMA (Touvron et al., 2023a;b) as our base model. For the autoencoding experiment, we use the checkpoint of `LLaMA-7B` following ICAE (Ge et al., 2023). We use the checkpoint of `LLaMA-2-7B-chat` for the downstream NLP tasks and `LLaMA-2-7B` for the autoregressive language modeling experiments.

We adopt LORA (Hu et al., 2022) with a rank of 32 to fine-tune the parameters of the LM, namely θ and ϕ . We used the trick of mixed precision to save GPU memories. Following Qin & Van Durme (2023), we set $\lambda = 3$ and derive \mathbf{x}_i^λ , the features fed into Scorer , from a frozen LM, so the nugget selection is independent of θ or ϕ . For the rest of the training details, including training hyperparameters and devices, readers may refer to appendix A.

⁶Actually, autoregressive NUGGET2D can be viewed as a recurrence-based transformers (Dai et al., 2019).

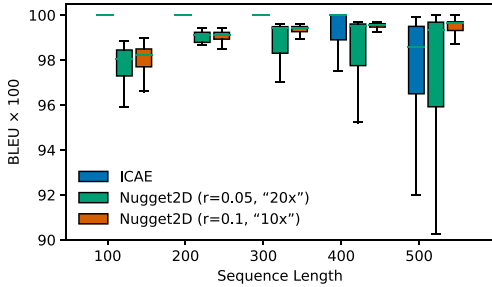


Figure 4: BLEU scores for autoencoding. Each group corresponds to a sequence length with a 5-token tolerance (Ge et al., 2023).

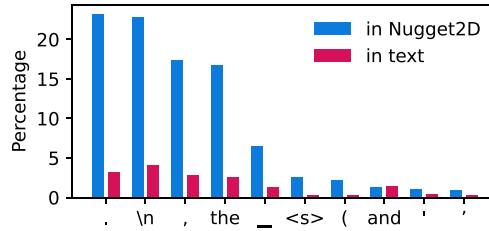


Figure 5: Token frequency of nuggets selected by NUGGET2D and the formal texts. These top 10 token types cover 95% of nuggets observed.

4 AUTOENCODING EXPERIMENT

4.1 TASK DEFINITION, DATASET, AND EXPERIMENT SETUPS

In this section, we use NUGGET2D as a context compressor (section 2.4) and apply it to the autoencoding task. A model is asked to reconstruct the input text from a compressed representation. Following Ge et al. (2023), we fine-tune the LLaMA-7B model on the Pile (Gao et al., 2020) dataset. We manually split the corpus into train, dev, and test splits.

As stated in section 2.4, we use NUGGET2D to compress the input text into nuggets, and then use the LM to decode the input sequence. The nugget ratio r is set as 0.05 and 0.1. The soft prompt used for autoencoding is randomly initialized and the length is set as 1.

We use In-Context AutoEncoder (Ge et al., 2023, ICAE) as a baseline model. The key idea of ICAE is to append 128 tokens to the input sequence as “memory slots,” (fig. 1) and train the decoder to reconstruct the input from the memories:

$$(\tilde{\mathbf{m}}_1, \tilde{\mathbf{m}}_2, \dots, \tilde{\mathbf{m}}_{128}) = \text{LM}([w_{1:n}; m_{1:128}])$$

$$p(w_{i+1} | w_{1:i}) = \text{LM}([w_{1:i}; \tilde{\mathbf{m}}_{1:128}]).$$

We measure using BLEU (Papineni et al., 2002) score on pairs of input and decoded texts.⁷

4.2 EXPERIMENT RESULTS

In fig. 4 we see NUGGET2D has comparable performance with the ICAE baseline for short sequences and better performance for long sequences. Moreover, NUGGET2D successfully handles longer inputs: performance improves on longer sequences because the number of nuggets is proportional to the sequence length, unlike ICAE’s constant-sized memory. Despite its variable memory, NUGGET2D maintains an advantage over ICAE in computational time and space. First, NUGGET2D *encodes* sequences more efficiently: while ICAE always *appends* 128 tokens, NUGGET2D *reuses* a fraction of the already-encoded tokens. Also, NUGGET2D *uses fewer tokens* than ICAE: even for the longest sequences, NUGGET2D only uses 25 or 50 tokens, while ICAE uses 128 for all sequences.⁸ Lastly, NUGGET2D is more efficient than ICAE during *decoding* because it uses fewer tokens and does not need to re-encode them. In short, compared to the baseline, NUGGET2D demonstrates comparable or better performance, successful handling of long sequences, and much more efficient encoding and decoding.

4.3 NUGGET TOKENS ARE CLAUSAL TEXT DELIMITERS

In section 2.2, we employ Scorer to pick out nuggets, but what are the actual tokens selected? We empirically sampled 128 documents with 50k tokens and run the Scorer from the checkpoint

⁷Ge et al. (2023) has no associated code, so we report ICAE results per their section 3.3.1.

⁸NUGGET2D uses all layers while ICAE only uses the last layer. However, ICAE needs to encode their memory tokens into hidden states during decoding, while NUGGET2D can save this step.

in section 4 with a nugget ratio of 0.1, and the results are shown in fig. 5. Readers may refer to appendix B for case studies on sampled texts. From fig. 5, we observe similar phenomena as Qin & Van Durme (2023), where the tokens preferred by NUGGET2D are mostly clausal text delimiters, such as punctuation marks, new line symbols, and conjunction words.

5 AUTOREGRESSIVE LM EXPERIMENT

5.1 EXPERIMENT SETUP

We use the Pile (Gao et al., 2020) and WikiText-103 (Merity et al., 2016) as the corpus for language modeling experiments with autoregressive NUGGET2D. We split the texts into distant and recent segments, where an LM is asked to predict the next token based on recent tokens and compressed distant tokens (fig. 6). We introduce the method of Compressive Transformers (Rae et al., 2020) as our baseline, which is a method that evenly chunks the text into segments and uses a pooling algorithm to compress the hidden states of each segment into a single vector. We adopt the mean pooling algorithm and make sure they have the same compression ratio as NUGGET2D.

Both models are initialized from the checkpoint Llama-2-7b with a compression ratio of 10x. We apply the same training configurations to NUGGET2D and COMPRESSIVE, where we set ω_d , ω_r , and ω_p as 512, 0, and 128. In addition to those 2 models, we introduce FULL, which is the original LLAMA without any compression. We train all three models on the Pile dataset.

*... In the 1890s, armed standoffs were avoided narrowly several times. The Great Northern Railway, under the supervision of president ... (omitted 230 tokens) ... The railway also built Glacier Park Lodge, adjacent to the park on its east side, and the Many Glacier Hotel on the east shore of Swiftcurrent Lake. Louis Hill personally selected the sites for all of these buildings, choosing each for their dramatic scenic backdrops and views. Another developer, John Lewis, built the Lewis Glacier Hotel on Lake McDonald in 1913–1914. **The Great Northern Railway** bought the hotel in 1930 and it was later ...*

Figure 6: An example of a setting of our LM experiment. Here, compressive models access 320 tokens of history (italics) which they must compress to 32 states, along with 32 explicit tokens of most recent history (final portion of red, normal text). FULL gets explicit access only to the entirety of the red text (64 tokens), with no access to longer history. Models need to complete the sequence starting with **The Great Northern Railway**. We would hope both topical and explicit vocabulary information (e.g., the underlined text) will be retained in the compressed history.

5.2 EXPERIMENT RESULTS

Table 1: Perplexity on the Pile and WikiText-103, contrasting two 10x compressed solutions against no use of compression. **Cmpr. tokens:** the number of compressed tokens that precede **ctx. tokens:** the uncompressed context immediately before the token to be predicted. This adds up to **total state**, which is directly comparable between systems, using two settings (128 and 64). NUGGET2D trades off explicit context for larger history, with better perplexity results.

Model	total state	cmpr. tokens	ctx. tokens	ppl. on WikiText		ppl. on Pile
				subword	word	subword
FULL	128	0	128	6.87	11.69	5.35
COMPRESSIVE	128	640	64	7.09	12.18	4.93
NUGGET2D	128	640	64	6.58	11.06	4.49
FULL	64	0	64	7.95	14.08	5.80
COMPRESSIVE	64	320	32	7.64	13.39	5.65
NUGGET2D	64	320	32	6.91	11.78	5.01

Perplexity (PPL) is used to evaluate the model performance. Following previous work, we exclude the tokens that are defined as out-of-vocabulary by Merity et al. (2016) from WikiText-103. Because WikiText is a tokenized corpus, we take production over the probabilities of subwords for each

complete word to measure the word PPL.⁹ Because Wikipedia is part of the training corpus of LLAMA, we additionally evaluate the model performance on a held-out subset of the Pile, which is randomly sampled and contains 100k tokens. We report the subword PPL on the Pile data and both subword and word PPLs on WikiText.

The experiment results are shown in table 1. We conduct experiments with 2 context configurations, where an LM has access to up to 64 or 128 past hidden states. For NUGGET2D and COMPRESSIVE, the first 32 or 64 states are compressed representation of the past 320 or 640 tokens. NUGGET2D outperforms both COMPRESSIVE and FULL, showing that with a restricted size of hidden states, NUGGET2D is an effective method to encode history information.

6 DOWNSTREAM TASKS: QA AND SUMMARIZATION

6.1 EXPERIMENT SETTINGS

Training objective We train NUGGET2D with the text continuation objective (section 2.4) using documents sampled from the Pile (Gao et al., 2020). Each document is split into \mathbf{d} , \mathbf{q} , and \mathbf{a} with up to 512, 16, and 128 tokens respectively (refer to section 2.4). After convergence, we either take it to do downstream tasks in zero-shot settings or further fine-tune the model with $(\mathbf{d}, \mathbf{q}, \mathbf{a})$ triples sampled from the target task. The nugget ratio r is set as 0.1 and 0.2 in this section.

Baselines¹⁰

FULL: Results of the original LM without any compression.

NODOC: LM is used to do the task without any documents, i.e. (\mathbf{q}, \mathbf{a}) pairs only.

LMSUMM: Use the LM to summarize the text into fewer tokens with prompts, which are designed to guide the LM to roughly compress the texts into 10% of its length.¹¹ LM uses the summary instead of documents to do the task. (appendix C)

Dataset Datasets used in this section are SQuAD (Rajpurkar et al., 2016) for question answering, and CNN/DailyMail v3.0.0 (See et al., 2017) for summarization (table 2).

Table 2: Dataset statistics. The text lengths are counted by the LLaMA tokenizer.

Dataset	Split sizes			Text length		
	train	dev	test	doc	prompt	answer
SQuAD (Rajpurkar et al., 2016)	88k	10.5k	-	231	17.0	-
CNN/DailyMail (See et al., 2017)	287k	13.4k	12k	878	-	68.9

6.2 QUESTION ANSWERING

In SQuAD a model is asked to extract a phrase from the passage to answer the query. We reformulate this problem as a text-to-text task instead of annotation, using accuracy to evaluate the model performance. As the model tends to generate tokens more than the answer itself or using different forms (e.g. using “two” instead of “2”), we normalize the output to match the answer. Readers may refer to appendix D for the algorithm used to calculate the accuracy.

We consider all models: FULL, LMSUMM, NUGGET2D, and NODOC (table 3). All models are evaluated in a zero-shot manner without fine-tuning. FULL and NUGGET2D easily outperform the NODOC and LMSUMM, and we observe that LMSUMM often omits details that are needed by the question. The performance of NUGGET2D can be improved by lowering its compression ratio, and the performance of NUGGET2D ($r = 0.2$) is close to FULL, confirming a compressed representation can still support LLM reasoning.

Table 3: The accuracy (ACC.) of all 4 models on SQuAD. Cmpr. is the compression of the method.

Model	Cmpr.	Acc.
NODOC	∞	1.4
LMSUMM	10x	30.9
FULL	1x	64.5
NUGGET2D	5x	59.1
NUGGET2D	10x	49.8

⁹Note our algorithm for the complete word PPL underestimates the model performance.

¹⁰We are unable to conduct experiments with ICAE (Ge et al., 2023) because they did not release their code, nor can we run NUGGET2D on their data because this also is unreleased.

6.3 SUMMARIZATION

Table 4: Rouge scores (F_1 of Rouge-1, Rouge-2, LCS). ZS and FT are zero-shot and fine-tuning.

Model	Cmpr.	R1	R2	RL
FULL (ZS)	1x	32.5	9.7	28.2
FULL (FT)	1x	37.7	15.6	35.3
NUGGET2D	10x	39.9	14.6	37.0

CNN/DailyMail contains news articles, where a model is required to generate a short summary. As no query is involved, we propose a prompt as a statement of the task requirement (appendix C).

We consider FULL and NUGGET2D ($r=0.1$). FULL is evaluated in both zero-shot and fine-tuning settings and NUGGET2D is fine-tuned. The results are shown in table 4. We find that

NUGGET2D can achieve similar or even better performance than FULL after compression. We speculate that as the context of CNN/DailyMail is long, this may lead the LM to be “lost in the middle” (Liu et al., 2023), whereas the nugget representation generated by NUGGET2D is only 10% of the original length and perhaps less susceptible. This is an interesting avenue for future exploration.

7 RELATED WORK AND DISCUSSION

Scaling transformers to long sequences is a popular topic in the NLP community (Tay et al., 2022). Existing work includes sparsify the attention patterns (Beltagy et al., 2020; Zaheer et al., 2020; Khalitov et al., 2023; Ding et al., 2023; Ainslie et al., 2023; Rae et al., 2020), employing low-rank or kernel methods to approximate the attention matrix computation (Choromanski et al., 2021; Katharopoulos et al., 2020), or applying recurrence (Dai et al., 2019; Yang et al., 2019; Bulatov et al., 2022). Another line of work tries to extrapolate the ability of LMs to long contexts, such as using linear bias (Press et al., 2022) or rotary position embeddings (Su et al., 2022). More akin to our work, Bertsch et al. (2023) applied k NN search to select a subset of tokens for attention at each layer of an encoder-decoder transformer, effectively extending the attention range of transformers.

In the context of large language models, recent work focuses on compressing the prompt tokens into soft embeddings (Mu et al., 2023; Wingate et al., 2022) or encoding the supporting documents Ge et al. (2023); Chevalier et al. (2023) into fewer vectors. Some recent work tries to train LLMs with longer contexts, such as Li et al. (2023), GLM (Zeng et al., 2022), and Claude 2 (Anthropic, 2023).

Researchers also explored retrieval-based methods that infuse knowledge into LM decoding, some notable work in this field includes FiD (Izacard & Grave, 2021), REALM (Guu et al., 2020), KNN-LM (Khandelwal et al., 2020), and RAG (Lewis et al., 2020b). From the angle of the LLMs, Zheng et al. (2023) found that providing contexts to LLMs can help them generate truthful answers.

In this paper, we demonstrate the capability of NUGGET2D from two perspectives. In language modeling (section 5) and summarization (section 6.3), NUGGET2D is shown to generate a highly condensed representation of the context, while the results in autoencoding (section 4) and question answering (section 6.2) reflect that the details of the contexts can be recovered from nuggets. Moreover, in section 6.2 we show that NUGGET2D trained with text continuation preserves the capability of instruction following. This demonstrates LLMs can encapsulate more of their input into fewer hidden states than previously realized, suggesting a new direction for efficient foundation models.

8 CONCLUSION

Prior work introduced the NUGGET model, demonstrating that a compressed representation derived from an encoder-decoder framework still allowed for tasks like reconstruction of the input. Motivated by the community’s shift to decoder-only LLMs, we adapt this framework to models such as LLAMA. While NUGGET utilizes states drawn from the last layer of an encoder as a compressed representation, our NUGGET2D solution employs a representation that preserves state from all layers of a model for a given token. We demonstrated that these “2 (D)imensional nuggets” support a variety of tasks, such as language modeling and text summarization, while offering significant savings and scalability to longer input contexts. Future work will explore more specialized versions of this proposal for optimizing results on individual applications, such as in dialog, supervised fine-tuning, reinforcement learning with human feedback, and in-context learning.

REFERENCES

- Joshua Ainslie, Tao Lei, Michiel De Jong, Santiago Ontañón, Siddhartha Brahma, Yury Zemlyanskiy, David Uthus, Mandy Guo, James Lee-Thorp, Yi Tay, Yun-Hsuan Sung, and Sumit Sanghai. CoLT5: Faster Long-Range Transformers with Conditional Computation, 2023.
- Anthropic. Claude 2, 2023. URL <https://www.anthropic.com/index/claude-2>.
- Iz Beltagy, Matthew E. Peters, and Arman Cohan. Longformer: The Long-Document Transformer, 2020.
- Amanda Bertsch, Uri Alon, Graham Neubig, and Matthew R. Gormley. Unlimiformer: Long-Range Transformers with Unlimited Length Input, 2023.
- Aydar Bulatov, Yuri Kuratov, and Mikhail S Burtsev. Recurrent Memory Transformer. In *Conference on Neural Information Processing Systems (NeurIPS)*, 2022.
- Alexis Chevalier, Alexander Wettig, Anirudh Ajith, and Danqi Chen. Adapting Language Models to Compress Contexts, 2023.
- Krzysztof Choromanski, Valerii Likhoshesterov, David Dohan, Xingyou Song, Andreea Gane, Tamas Sarlos, Peter Hawkins, Jared Davis, Afroz Mohiuddin, Lukasz Kaiser, David Belanger, Lucy Colwell, and Adrian Weller. Rethinking Attention with Performers. In *International Conference on Learning Representations (ICLR)*, 2021.
- Zihang Dai, Zhilin Yang, Yiming Yang, Jaime Carbonell, Quoc V. Le, and Ruslan Salakhutdinov. Transformer-XL: Attentive Language Models Beyond a Fixed-Length Context. In *Annual Meeting of the Association for Computational Linguistics (ACL)*, 2019.
- J. Devlin, M. Chang, K. Lee, and K. Toutanova. BERT: Pre-training of Deep Bidirectional Transformers for Language Understanding. In *Annual Conference of the North American Chapter of the Association for Computational Linguistics (NAACL)*, 2019.
- Jiayu Ding, Shuming Ma, Li Dong, Xingxing Zhang, Shaohan Huang, Wenhui Wang, and Furu Wei. LongNet: Scaling Transformers to 1,000,000,000 Tokens, 2023.
- William A Falcon and The PyTorch Lightning team. Pytorch lightning, 2019.
- Leo Gao, Stella Biderman, Sid Black, Laurence Golding, Travis Hoppe, Charles Foster, Jason Phang, Horace He, Anish Thite, Noa Nabeshima, Shawn Presser, and Connor Leahy. The Pile: An 800GB Dataset of Diverse Text for Language Modeling, 2020.
- Tao Ge, Jing Hu, Xun Wang, Si-Qing Chen, and Furu Wei. In-context Autoencoder for Context Compression in a Large Language Model, 2023.
- Kelvin Guu, Kenton Lee, Zora Tung, Panupong Pasupat, and Ming-Wei Chang. REALM: Retrieval-Augmented Language Model Pre-Training. In *International Conference on Machine Learning (ICML)*, 2020.
- Edward J. Hu, Yelong Shen, Phillip Wallis, Zeyuan Allen-Zhu, Yuanzhi Li, Shean Wang, Lu Wang, and Weizhu Chen. LoRA: Low-Rank Adaptation of Large Language Models. In *International Conference on Learning Representations (ICLR)*, 2022.
- Gautier Izacard and Edouard Grave. Leveraging Passage Retrieval with Generative Models for Open Domain Question Answering. In *Annual Conference of the European Chapter of the Association for Computational Linguistics (EACL)*, 2021.
- Angelos Katharopoulos, Apoorv Vyas, Nikolaos Pappas, and François Fleuret. Transformers are RNNs: Fast Autoregressive Transformers with Linear Attention. In *International Conference on Machine Learning (ICML)*, 2020.
- Ruslan Khalitov, Tong Yu, Lei Cheng, and Zhirong Yang. ChordMixer: A Scalable Neural Attention Model for Sequences with Different Lengths. In *International Conference on Learning Representations (ICLR)*, 2023.

- U. Khandelwal, O. Levy, D. Jurafsky, L. S. Zettlemoyer, and M. Lewis. Generalization through Memorization: Nearest Neighbor Language Models. In *International Conference on Learning Representations (ICLR)*, 2020.
- D. P. Kingma and J. L. Ba. Adam: A Method for Stochastic Optimization. In *International Conference on Learning Representations (ICLR)*, 2015.
- Mike Lewis, Yinhan Liu, Naman Goyal, Marjan Ghazvininejad, Abdelrahman Mohamed, Omer Levy, Ves Stoyanov, and Luke Zettlemoyer. BART: Denoising Sequence-to-Sequence Pre-training for Natural Language Generation, Translation, and Comprehension. In *Annual Meeting of the Association for Computational Linguistics (ACL)*, 2020a.
- Patrick Lewis, Ethan Perez, Aleksandra Piktus, Fabio Petroni, Vladimir Karpukhin, Naman Goyal, Heinrich Küttler, Mike Lewis, Wen-tau Yih, Tim Rocktäschel, Sebastian Riedel, and Douwe Kiela. Retrieval-Augmented Generation for Knowledge-Intensive NLP Tasks. In *Conference on Neural Information Processing Systems (NeurIPS)*, 2020b.
- Quentin Lhoest, Albert Villanova Del Moral, Yacine Jernite, Abhishek Thakur, Patrick Von Platen, Suraj Patil, Julien Chaumond, Mariama Drame, Julien Plu, Lewis Tunstall, Joe Davison, Mario Šaško, Gunjan Chhablani, Bhavitvya Malik, Simon Brandeis, Teven Le Scao, Victor Sanh, Canwen Xu, Nicolas Patry, Angelina McMillan-Major, Philipp Schmid, Sylvain Gugger, Clément Delangue, Théo Matussière, Lysandre Debut, Stas Bekman, Pierric Cistac, Thibault Goehringer, Victor Mustar, François Lagunas, Alexander Rush, and Thomas Wolf. Datasets: A Community Library for Natural Language Processing. In *Conference on Empirical Methods in Natural Language Processing (EMNLP)*, 2021.
- Dacheng Li Li, Rulin Shao, Anze Xie, Ying Sheng Sheng, Zheng Lianmin, Joseph E. Gonzalez, Ion Stoica, Xuezhe Ma, and Hao Zhang. How long can open-source llms truly promise on context length?, June 2023. URL <https://lmsys.org/blog/2023-06-29-longchat>.
- Nelson F. Liu, Kevin Lin, John Hewitt, Ashwin Paranjape, Michele Bevilacqua, Fabio Petroni, and Percy Liang. Lost in the Middle: How Language Models Use Long Contexts, 2023.
- Ilya Loshchilov and Frank Hutter. SGDR: Stochastic Gradient Descent with Warm Restarts. In *International Conference on Learning Representations (ICLR)*, 2017.
- Sourab Mangrulkar, Sylvain Gugger, Lysandre Debut, Younes Belkada, and Sayak Paul. Pefit: State-of-the-art parameter-efficient fine-tuning methods. <https://github.com/huggingface/peft>, 2022.
- Stephen Merity, Caiming Xiong, James Bradbury, and Richard Socher. Pointer Sentinel Mixture Models, 2016.
- Jesse Mu, Xiang Lisa Li, and Noah Goodman. Learning to Compress Prompts with Gist Tokens, 2023.
- K. Papineni, S. Roukos, T. Ward, and W. Zhu. BLEU: A method for automatic evaluation of machine translation. In *Annual Meeting of the Association for Computational Linguistics (ACL)*, 2002.
- Adam Paszke, Sam Gross, Francisco Massa, Adam Lerer, James Bradbury, Gregory Chanan, Trevor Killeen, Zeming Lin, Natalia Gimelshein, Luca Antiga, Alban Desmaison, Andreas Kopf, Edward Yang, Zachary DeVito, Martin Raison, Alykhan Tejani, Sasank Chilamkurthy, Benoit Steiner, Lu Fang, Junjie Bai, and Soumith Chintala. PyTorch: An Imperative Style, High-Performance Deep Learning Library. In *Conference on Neural Information Processing Systems (NeurIPS)*, 2019.
- Ofir Press, Noah A. Smith, and Mike Lewis. Train Short, Test Long: Attention with Linear Biases Enables Input Length Extrapolation, 2022.
- Guanghui Qin and Jason Eisner. Learning How to Ask: Querying LMs with Mixtures of Soft Prompts. In *Annual Conference of the North American Chapter of the Association for Computational Linguistics (NAACL)*, 2021.

- Guanghui Qin and Benjamin Van Durme. Nugget: Neural Agglomerative Embeddings of Text. In *International Conference on Machine Learning (ICML)*, 2023.
- Guanghui Qin, Yukun Feng, and Benjamin Van Durme. The NLP Task Effectiveness of Long-Range Transformers. In *Annual Conference of the European Chapter of the Association for Computational Linguistics (EACL)*, 2023.
- Jack W. Rae, Anna Potapenko, Siddhant M. Jayakumar, and Timothy P. Lillicrap. Compressive Transformers for Long-Range Sequence Modelling. In *International Conference on Learning Representations (ICLR)*, 2020.
- P. Rajpurkar, J. Zhang, K. Lopyrev, and P. Liang. SQuAD: 100,000+ Questions for Machine Comprehension of Text. In *Conference on Empirical Methods in Natural Language Processing (EMNLP)*, 2016.
- Vinay Venkatesh Ramasesh, Ethan Dyer, and Maithra Raghu. Anatomy of Catastrophic Forgetting: Hidden Representation and Task Semantics. In *International Conference on Learning Representations (ICLR)*, 2021.
- Jeff Rasley, Samyam Rajbhandari, Olatunji Ruwase, and Yuxiong He. DeepSpeed: System Optimizations Enable Training Deep Learning Models with Over 100 Billion Parameters. In *International Conference on Knowledge Discovery and Data Mining (KDD)*, 2020.
- A. See, P. J. Liu, and C. D. Manning. Get to the point: Summarization with pointer-generator networks. In *Annual Meeting of the Association for Computational Linguistics (ACL)*, 2017.
- Jianlin Su, Yu Lu, Shengfeng Pan, Ahmed Murtadha, Bo Wen, and Yunfeng Liu. RoFormer: Enhanced Transformer with Rotary Position Embedding, 2022.
- Yi Tay, Mostafa Dehghani, Dara Bahri, and Donald Metzler. Efficient Transformers: A Survey. *ACM Computing Surveys*, 55(6):1–28, 2022.
- Hugo Touvron, Thibaut Lavril, Gautier Izacard, Xavier Martinet, Marie-Anne Lachaux, Timothée Lacroix, Baptiste Rozière, Naman Goyal, Eric Hambro, Faisal Azhar, Aurelien Rodriguez, Armand Joulin, Edouard Grave, and Guillaume Lample. LLaMA: Open and Efficient Foundation Language Models, 2023a.
- Hugo Touvron, Louis Martin, Kevin Stone, Peter Albert, Amjad Almahairi, Yasmine Babaei, Nikolay Bashlykov, Soumya Batra, Prajjwal Bhargava, Shruti Bhosale, Dan Bikel, Lukas Blecher, Cristian Canton Ferrer, Moya Chen, Guillem Cucurull, David Esiobu, Jude Fernandes, Jeremy Fu, Wenyin Fu, Brian Fuller, Cynthia Gao, Vedanuj Goswami, Naman Goyal, Anthony Hartshorn, Saghar Hosseini, Rui Hou, Hakan Inan, Marcin Kardas, Viktor Kerkez, Madian Khabsa, Isabel Kloumann, Artem Korenev, Punit Singh Koura, Marie-Anne Lachaux, Thibaut Lavril, Jenya Lee, Diana Liskovich, Yinghai Lu, Yuning Mao, Xavier Martinet, Todor Mihaylov, Pushkar Mishra, Igor Molybog, Yixin Nie, Andrew Poulton, Jeremy Reizenstein, Rashi Rungta, Kalyan Saladi, Alan Schelten, Ruan Silva, Eric Michael Smith, Ranjan Subramanian, Xiaoqing Ellen Tan, Binh Tang, Ross Taylor, Adina Williams, Jian Xiang Kuan, Puxin Xu, Zheng Yan, Iliyan Zarov, Yuchen Zhang, Angela Fan, Melanie Kambadur, Sharan Narang, Aurelien Rodriguez, Robert Stojnic, Sergey Edunov, and Thomas Scialom. Llama 2: Open Foundation and Fine-Tuned Chat Models, 2023b.
- A. Vaswani, N. Shazeer, N. Parmar, J. Uszkoreit, L. Jones, A. N. Gomez, L. Kaiser, and I. Polosukhin. Attention Is All You Need. In *Conference on Neural Information Processing Systems (NeurIPS)*, 2017.
- David Wingate, Mohammad Shoeybi, and Taylor Sorensen. Prompt Compression and Contrastive Conditioning for Controllability and Toxicity Reduction in Language Models. In *Conference on Empirical Methods in Natural Language Processing (EMNLP)*, 2022.
- Z. Yang, Z. Dai, Y. Yang, J. Carbonell, R. Salakhutdinov, and Q. V. Le. XLNet: Generalized Autoregressive Pretraining for Language Understanding. In *Conference on Neural Information Processing Systems (NeurIPS)*, 2019.

Manzil Zaheer, Guru Guruganesh, Avinava Dubey, Joshua Ainslie, Chris Alberti, Santiago Ontanon, Philip Pham, Anirudh Ravula, Qifan Wang, Li Yang, and Amr Ahmed. Big Bird: Transformers for Longer Sequences. In *Conference on Neural Information Processing Systems (NeurIPS)*, 2020.

Aohan Zeng, Xiao Liu, Zhengxiao Du, Zihan Wang, Hanyu Lai, Ming Ding, Zhuoyi Yang, Yifan Xu, Wendi Zheng, Xiao Xia, Weng Lam Tam, Zixuan Ma, Yufei Xue, Jidong Zhai, Wenguang Chen, Peng Zhang, Yuxiao Dong, and Jie Tang. GLM-130B: An Open Bilingual Pre-trained Model, 2022.

Shen Zheng, Jie Huang, and Kevin Chen-Chuan Chang. Why Does ChatGPT Fall Short in Providing Truthful Answers?, 2023.

A IMPLEMENTATION & TRAINING DETAILS

The training pipeline of NUGGET2D is implemented with the PyTorch (Paszke et al., 2019) and Pytorch Lightning package (Falcon & The PyTorch Lightning team, 2019). We use the ZeRO stage-2 provided by the DeepSpeed Rasley et al. (2020) package with mixed precision to accelerate the training. The implementation of NUGGET2D is based on the huggingface/transformers package (Vaswani et al., 2017). We used the implementation of huggingface/peft (Mangrulkar et al., 2022) for LoRA (Hu et al., 2022). Our dataset reader uses huggingface/datasets (Lhoest et al., 2021).

A soft prompt is involved for the training objectives of autoencoding and text continuation. The soft prompt is treated as part of the model parameters. Each soft prompt contains 1 soft token to be trained. We empirically found that the number of soft prompt tokens does not have a major impact on model performance.

For all the experiments, we follow the training setup of Touvron et al. (2023b) and use an Adam optimizer (Kingma & Ba, 2015) with a learning rate of 1×10^{-4} , $\beta_1 = 0.9$, $\beta_2 = 0.95$, and $\epsilon = 10^{-5}$. We use a cosine learning rate scheduler (Loshchilov & Hutter, 2017) with warmup of 2k steps, and the period of the cosine annealing function is set as 150k steps. We train the models on 16 NVIDIA Tesla V100 GPUs (32 GiB), each with a batch size of 1. Gradients are accumulated for 2 batches before the execution of the optimizers. All the models are trained until early stopping because of the convergence of the loss on the validation set.

B EXAMPLE TEXT FOR NUGGET SELECTION ANALYSIS

We sample a passage from Wikipedia and run Scorer on the text, where we set the nugget ratio r as 0.1. The results are shown in fig. 7.

The Brooklyn Nets have built themselves up from next to nothing. Devoid of anything close to an asset before 2015, the Nets had to make something out of nothing. They have done so indeed, loading the roster and asset cupboards simultaneously. Unfortunately, just as quickly as Marks acquired youngsters, he must also decide which ones should stick around. It's an arduous exercise, and even tougher for a team far from contention. Most teams reach this stage just as they are close to playoff-caliber. The Nets do not have this luxury, and must evaluate with a much longer view than the average young team. Put simply, they must think like a contender before becoming one. Luckily, the current roster has distinct tiers of young players in terms of their long-term potential. Eight of the nine under-25 players can be split into two tiers. Locks The group of definite keepers is relatively simple. These players have the most potential of the current Nets. Although D'Angelo Russell has gone through some rough patches, he has displayed enough promising signs to warrant the "keeper" status. His crafty ball-handling, scoring off the dribble, shooting off the catch, and great passing vision all make him an ideal fit for Kenny Atkinson's attack. Being the No. 2 overall selection in a draft is typically enough credibility to keep a player around, but Russell has shown legitimate flashes of star potential as well. Giving up on him now would be a fatal mistake. Jarrett Allen, a rookie center from the University of Texas, has done a wonderful job in his specialized role. With superb athleticism that allows him to protect the rim and switch onto perimeter attackers, Allen is quite capable of captaining a modern defense. This athleticism helps him on offense as well, as he gets plenty of lobs to finish pick-and-roll plays. When in doubt, the guards can chuck it up to him for an easy deuce. The vertical dimension of basketball is rarely appreciated.

Figure 7: Example texts processed by the Scorer of NUGGET2D. Darker texts have a higher score than light texts. The tokens in green background are selected as nuggets.

C PROMPTS USED IN THE PAPER

The prompt used by the LMSUMM method to generate a summary for a given text is:

```
[INST]
Please summarize the following text into $WORD words:
$TEXT
[/INST]
```

We replace \$WORD with $\lceil n \cdot r \rceil$, where n is the number of words (counted by spaces) and r is a desired ratio (in section 6, r is 0.1).

In the SQuAD experiment (section 6.2), a prompt is used to answer a question given a document:

```
[INST]
$DOCUMENT
Based on the provided document, answer the following question:
$QUESTION
[/INST]
```

We replace \$DOCUMENT with the context document and \$QUESTION with the question.

In the summarization experiment (section 6.3), we use the following prompt:

```
[INST]
$DOCUMENT
Please summarize the above document in one sentence.
[/INST]
```

We replace \$DOCUMENT with the document to be summarized.

D NORMALIZATION ALGORITHM FOR SQuAD ANSWERS

The output of the language model tends to have tokens other than the answer or have different forms. For each pair of model output and SQuAD answer, we apply the following rules:

- Convert all English numbers to digits. E.g. convert “two” to “2”.
- Replace all punctuation marks with spaces.
- Remove side spaces on both sides.
- Lowercase the string.

After these steps, a program is used to check if the model output contains the answer. We restrict the model to generate up to 64 tokens in case they generate many tokens to hit the answer.¹²

¹²They rarely do, as they are not optimized to cheat SQuAD.