

Conversational Health Agents: A Personalized LLM-Powered Agent Framework

Mahyar Abbasian, M.Sc.^{1*}, Iman Azimi, Ph.D.¹,
Amir M. Rahmani, Ph.D.¹, and Ramesh Jain, Ph.D.¹

¹University of California, Irvine

*Corresponding author, abbasiam@uci.edu

December 11, 2023

ABSTRACT

Conversational Health Agents (CHAs) are interactive systems that provide healthcare services, such as assistance, self-awareness, and diagnosis. Current CHAs, especially those utilizing Large Language Models (LLMs), primarily focus on conversation aspects. However, they offer limited agent capabilities specifically lacking multi-step problem-solving, empathetic conversations, and multimodal data analysis. Our aim is to overcome these limitations. In this paper, we propose an LLM-powered framework to empower CHAs to generate a personalized response for users' healthcare queries. This framework provides critical thinking, knowledge acquisition, and problem-solving abilities by integrating healthcare data sources, enabling multilingual and multimodal conversations, and interacting with various user data analysis tools. We illustrate the framework's proficiency in handling complex healthcare tasks via a case study on stress level estimation, showcasing the agent's cognitive and operational capabilities. Powered by our framework, the CHA can provide appropriate responses, when the user inquires about their stress level. To achieve this, it learns to collect photoplethysmogram signals, converts them into heart rate variability, and interprets them as indicators of

stress levels. We provide the open-source framework on GitHub[◊] for the community.

INTRODUCTION

Conversational agents have the potential to play a crucial role in defining a complex problem incrementally, solving it, and providing an explanation of their problem-solving process [1]. This capability fosters trust and holds significant promise across a wide array of sensitive applications, particularly in the realm of healthcare. Large Language Models (LLMs) have consistently demonstrated their effectiveness within the conversational systems across diverse domains [2, 3, 4]. Our current exploration centers on the development of Conversational Health Agents (CHAs) using the latest technological developments in the field of Artificial Intelligence (AI), LLMs, and mHealth, where it has shown efficacy in the continuous collection of lifestyle and physiological data from users. These indispensable components stand poised to facilitate the creation of exceptionally efficient CHAs.

CHAs are interactive systems that can augment human behavior to provide healthcare insights, such as assistance, self-awareness, and diagnosis [5, 6, 7, 8, 9]. They aim to facilitate meaningful conversations, gather sufficient information, process it, and deliver reliable and trustworthy responses. Within these systems, conversations are pivotal, serving as the fundamental mode of human interaction. Throughout the ages, conversations have consistently served as the primary source of knowledge and the catalyst for societal actions. Recently, numerous studies have substantiated the efficacy, usability, and overall satisfaction associated with the conversational aspect of CHAs [10]. In healthcare settings, *empathy* [11, 12] and *companionship* [13, 14] necessitate personalized conversations.

Additionally, within CHAs, agents are furnished with conversational tools, interfaces, computational capabilities, and access to external resources to enhance the quality of healthcare delivery [7]. Given the intricacies of the healthcare domain [15, 16], agents are required to think, possess knowledge, and respond effectively to specific situations [16]. Their adaptability is essential, aligning their evolution with advancements in healthcare technology and literature [15]. Moreover, healthcare diagnoses often involve multiple modalities and steps, necessitating the consideration of numerous health parameters

[◊] <https://github.com/Institute4FutureHealth/CHA>

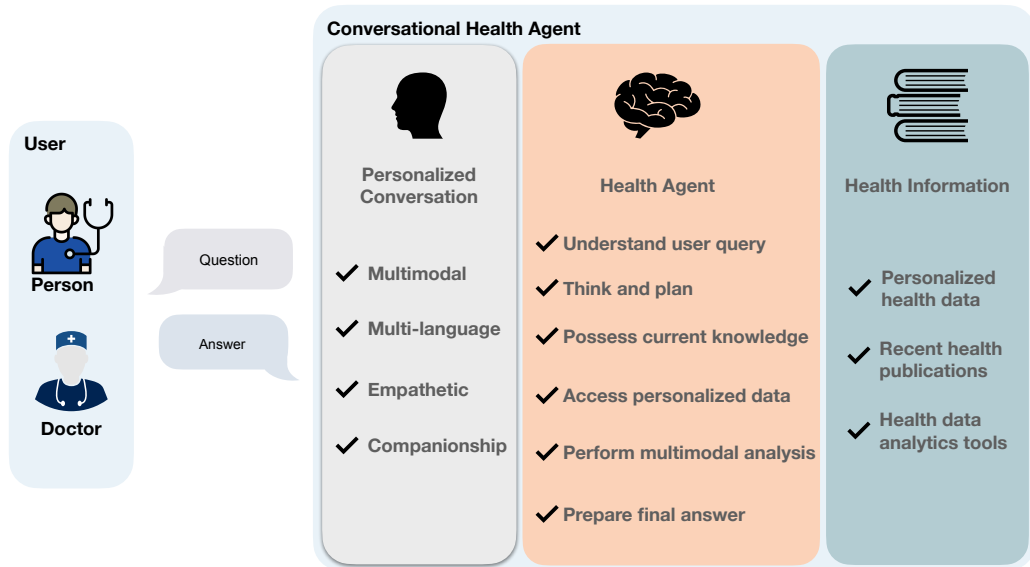


Figure 1: A conversational health agent including 1) a conversation component to enable user interaction and 2) a health agent for problem-solving and determining the optimal sequences of actions, leveraging health information.

and potential sequential processing for well-informed decision-making [17]. Therefore, agents should equip CHAs with the capabilities for *personalization*, *multimodality*, and continuous *up-to-datesness* through [12] multi-step problem-solving while maintaining CHAs’ conversational capabilities to enhance usability and the quality of healthcare provision. Figure 1 shows an overview of the CHA main components.

Existing LLMs, such as ChatGPT [2], BioGPT [18], ChatDoctor [19], and Med-PaLM M [4], are currently active in the medical knowledge domain. These LLMs can be served as CHAs. However, they merely focus on the conversational aspects, offering limited agent capabilities such as basic text-based chat interfaces and lacking multi-step problem-solving capabilities. This limitation undermines CHAs to basic healthcare chatbots that struggle with personalization. They lack access to users’ personally collected longitudinal data and electronic health records (EHRs), which include crucial information like vital signs, biosignals (e.g., electrocardiogram), medical images, and demographic data. Consequently, their responses tend to be

generic and may not address individual health circumstances adequately. Moreover, they struggle to incorporate the latest health insights, leading to potentially outdated responses [20]. Furthermore, these chatbots do not seamlessly integrate with established healthcare analysis tools [21] for multimodal predictive modeling, rendering previous healthcare efforts obsolete and reducing adaptivity drastically.

In light of the significant advancements in technology and its paramount importance for both humanity and the environment, it becomes imperative that we synergize all available tools and harness knowledge from diverse sources to craft CHAs that offer a trustworthy, understandable, and actionable environment for a global audience. Presently, we stand on the threshold of crafting frameworks capable of delivering information in the most user-friendly and culturally attuned manner possible. This paper aims to introduce an initial iteration of such agents and lay the foundation for developing more sophisticated tools as our journey unfolds.

BACKGROUND AND SIGNIFICANCE

Related Work

Efforts in developing LLM-based CHAs can be categorized into three main groups: LLM Chatbots, Specialized Health LLMs, and Multimodal Health LLMs. LLM Chatbots employ and evaluate current chatbots (e.g., ChatGPT) in executing distinct healthcare functions [1, 22, 23, 24, 25]. For instance, Chen et al. [24] examined ChatGPT’s efficacy in furnishing dependable insights on cancer treatment-related inquiries.

Specialized Health LLMs delved deeper into the fundamental aspects of LLMs, aiming to enhance conversational models’ performance by creating entirely new LLMs pretrained specifically for healthcare or fine-tuning existing models. Notable examples include initiatives such as ChatDoctor [19], MedAlpaca [3], and BioGPT [18]. This category emerged in response to research indicating that general-domain LLMs often struggle with healthcare-specific tasks due to domain shift [26, 27], and relying solely on prompt engineering may not significantly improve their healthcare-specific performance [28, 29].

Multimodal Health LLMs involve a novel trajectory by integrating multimodality into LLMs for diagnostic functions. For instance, Tu et al. [4] investigated the potential of foundational transformer concepts in LLMs to amal-

gamate diverse modalities—videos, images, signals, and text—culminating in a multimodal generative model. Xu et al. [30] introduced an LLM-aligned multimodal model, coupling chest X-ray images with radiology reports for X-ray-related tasks. Similarly, Belyaeva et al. [31] incorporated tabular health data into LLMs, yielding multimodal healthcare capabilities.

Existing Research Gaps and Challenges

Empathy, companionship, and personalization in CHAs require tailored interactions that transcend basic dialogues, ensuring inclusivity through versatile, multimodal multilingual interfaces. The goal is to create CHAs that not only excel in conversational skills but also exhibit agent capabilities, enabling them to engage in critical thinking and strategic planning as proficient problem solvers. Despite the great efforts in developing CHAs, the existing services and models suffer from the following limitations:

- i) Insufficient support for comprehensive personalization, particularly in cases necessitating real-time access to individualized data. A substantial portion of users' healthcare data, primarily images, time-series, and tabular data, is housed within healthcare platforms. Currently, CHAs have limited access to this data, primarily during the training and fine-tuning phases of LLM development, or they are completely severed from user data thereafter. The absence of accurate user healthcare information, including continuous data from wearable devices, mHealth applications, and similar sources, hampers the performance of these agents, confining their capabilities to furnish generic responses, offer general guidelines, or potentially provide inaccurate answers.
- ii) Limited capacity to access up-to-date information and retrieve the most recent healthcare data and evidence. Contemporary conversational health agents depend on limited data and Internet-derived knowledge during their training phase, leading to the emergence of three primary challenges. Firstly, they tend to exhibit biases favoring populations with the most abundant online content, underscoring the importance of accessing the latest, relevant data. Secondly, they often lack updates on newly published Internet information, a critical shortcoming in healthcare where novel treatments and modifications to previous recommendations are frequently disseminated. Lastly, their reliance on

outdated or less pertinent data makes identifying instances of hallucination [32] problematic. Lack of up-to-date information reduces the trustworthiness and credibility of generated responses [20].

- iii) Lack of seamless integration with established, multimodal data analysis tools and predictive models that require external execution. Current agents often overestimate the computational capabilities of generative AI, leading to an under-utilization of well-established healthcare analysis tools, despite their proficiency in managing diverse data types [21].
- iv) Lack of multi-step problem solving capabilities. Existing LLM-based CHAs are typically specialized for specific tasks or deficient in robust data analysis capabilities. For example, Xu et al. [30] model performs X-ray image reporting relying solely on X-ray images, ignoring other modalities, such as vital signs recorded in time-series format. Additionally, the existing CHAs are unable to address intricate sequential tasks (i.e., act as problem solvers). Incorporating LLMs into CHAs requires integrating sequential reasoning, personalized health history analysis, and data fusion.

LLMs solely are insufficient to tackle the previously mentioned challenges. To make them practical for real-world applications, We need a comprehensive framework that harnesses LLMs while integrating various auxiliary components and external resources.

Key Contributions

In this article, we present a holistic LLM-powered framework for the development of CHA, aiming to rectify the previously mentioned limitations. We delineate the components of our framework and proceed with a case study demonstrating our agent’s capacity. The framework acts as a problem solver to provide personalized responses by utilizing contemporary Internet resources and advanced multimodal healthcare analysis tools, including machine learning techniques. Significant contributions are as follows.

1. We propose an LLM-powered Orchestrator, acting as a problem solver, to address healthcare-related queries by analyzing input queries, gathering the required information, performing actions, and offering personalized responses.

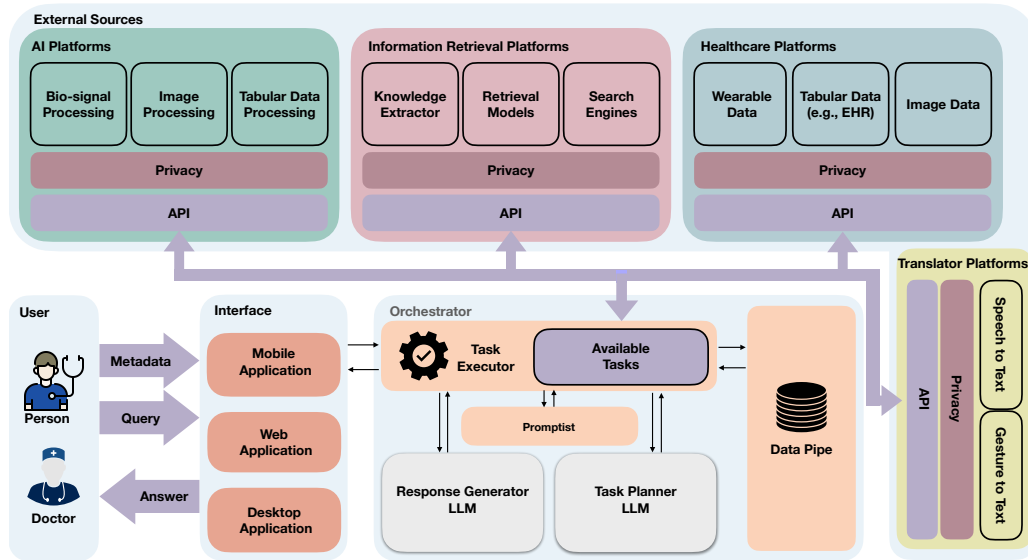


Figure 2: An overview of the proposed LLM-powered framework leveraging a service-based architecture

2. We introduce external healthcare, retrieval, and AI platforms critical for enabling conversational health agents to offer reliable, trustworthy, and up-to-date responses.
3. We incorporate multimodal and multilingual capabilities into the framework, increasing usability.
4. We demonstrate the framework’s effectiveness using a case study on stress monitoring, enabled by Photoplethysmogram (PPG) signals collected from individuals by smartwatches.
5. We release the CHA framework as open source on GitHub[◊], inviting the community to leverage and integrate it into their solutions.

MATERIAL AND METHODS

We design an LLM-powered framework leveraging a service-based architecture with a central agent that perceives and analyze user queries, provides

[◊] <https://github.com/Institute4FutureHealth/CHA>

appropriate response, and manages access to external resources through Application Program Interfaces (APIs). The user-framework interaction is bidirectional, ensuring a conversational tone for ongoing and follow-up conversations. Figure 2 shows an overview of the framework, including three major components: *Interface*, *Orchestrator*, and *External Sources*.

Interface

Interface acts as a bridge between the users and agents, including interactive tools accessible through mobile, desktop, or web applications. It integrates multimodal communication channels, such as text and audio. The Interface receives users' queries and subsequently transmits them to the *Orchestrator* (see Figure 2). It is noteworthy that questions can be presented in various modes of human communication, such as text, speech, or gestures.

Users can provide metadata (alongside their queries) within this framework, including images, audio, gestures, and more. For instance, a user could capture an image of their meal and inquire about its nutritional values or calorie content, with the image serving as metadata.

Orchestrator

The *Orchestrator* is responsible for problem solving and decision making to provide an appropriate response based on the user query. It incorporates the concept of the Perceptual Cycle Model [33] in CHAs, allowing it to perceive, transform, and analyze the world (i.e., input query and metadata) to generate appropriate responses. To this end, the input data are aggregated, transformed into structured data, and then analyzed to plan and execute actions. Through this process, the Orchestrator interacts with external sources to acquire the required information, perform data integration and analysis, and extract insights, among other functions. In the following, we outline five major components of the Orchestrator.

The *Task Executor* carries out actuation within the Orchestrator by following the decision-making process determined by the Task Planner and invoking a module upon request. The Task Executor has two primary responsibilities. First, it acts as a data converter, translating the input multimedia data into prompts. When the Task Executor receives user queries, which may include text, audio, and more, it calls relevant external platforms (see Figure 2) to convert them into text. For instance, it utilizes a Speech-

to-Text tool [34] to transcribe audio into text. Additionally, if the question is in a language other than English, it will be translated into English using the Google Translate service [35]. Subsequently, the Task Executor translates the text into appropriate prompts by calling the *Promptist* and sends the prompts to the *Task Planner*.

Secondly, the Task Executor fulfills the commands the Task Planner generates by interfacing with external sources. The results are then relayed to the Task Planner for further analysis and decision-making. For instance, if the Task Planner sends a request to determine if an Electrocardiogram (ECG) signal (provided metadata) contains atrial fibrillation, the Task Executor engages an ECG arrhythmia detection module [36] (in AI Platform), and the results are sent back to the Task Planner.

The *Task Planner* is the LLM-enabled decision-making core of the Orchestrator. Its primary responsibility is to generate a procedure to extract the required information for a response. To achieve this, it interprets the user’s query and accompanying metadata, identifying the necessary steps for execution. Let’s consider an example for clarification. The user inquires about her sleep quality, whether it can be improved, and if any action is necessary. The Task Planner selects the appropriate procedure to provide an answer, drawing from available external sources. It first examines the metadata if it includes last night’s sleep data. Next, it requests analytical procedures (e.g., in AI Platforms) to extract sleep parameters, including sleep duration and wakefulness after sleep onset. Once the required information is obtained, it then requests the retrieval of the most relevant information from online resources to provide an interpretation of sleep quality based on the obtained parameters.

To transform a user query into a sequence of tasks, we used the ReAct model introduced by Yao et al. [37]. ReAct employs reasoning and action techniques to ascertain the essential actions to be undertaken. An alternative model for task planners is the Plan-and-Solve Prompting, proposed by Wang et al. [38]. It is a form of chain-of-thought prompting that instructs the LLM model to devise a plan for generating the answer and subsequently take action based on the devised plan. Additionally, Karpas et al. introduced Modular Reasoning, Knowledge, and Language (MRKL) [39], which is linked to a set of predefined modules and can call upon them as needed.

It is crucial to emphasize that communication between the task planner and task executor is bidirectional. An iterative process continues between the Task Executor and Task Planner until the Task Planner accumulates

sufficient information to respond appropriately to the user’s inquiry. This two-way exchange proves indispensable because, in specific scenarios, the Task Planner may necessitate intermediate information to determine subsequent actions.

The *Data Pipe* is a repository of metadata and data acquired from *External Sources* through the execution of conversational sessions. This component is essential because numerous multimodal analyses involve intermediate stages, and their associated data must be retained for future retrieval.

The *Promptist* is responsible for transforming text or outcomes from External Sources into suitable prompts that can be supplied to either the Task Planner or the Response Generator. Such a prompt generator service has been recently introduced in the literature. For example, Lyu et al. [40] shows techniques that can guide the model into more personalized answers. Hao et al. [41] also introduces a method to optimize the text-to-image prompt generation.

The *Response Generator* is an LLM-based module responsible for preparing the response. It refines the gathered information by the Task Planner, converting it into an understandable format and inferring the appropriate response. This module is trained to address *empathy* and *companionship* in conversations. Notably, in some instances, the Task Planner and the Response Generator may share the same LLM.

External Sources

External Sources play a pivotal role in obtaining essential information from the broader world. Typically, these External Sources furnish application program interfaces (APIs) that the Orchestrator can use to retrieve required data, process them, and extract meaningful health information. As previously mentioned, the Task Executor calls the APIs, i.e., the Orchestrator’s actuation component. Our framework integrates with four primary external sources, which we found critical for conversational health agents (see Figure 2).

Healthcare platforms enable the collection, ingestion, and integration of data captured from a variety of sources, such as Electronic Health Record (EHR), smartphones, and smartwatches, for healthcare purposes [42]. Such platforms have garnered significant attention in the recent wave of healthcare digitalization, enabling ubiquitous health monitoring [43, 44]. The data encompass various modalities, including biosignals (e.g., PPG collected via a

smartwatch), images (e.g., captured via user’s smartphone), videos, tabular data (e.g., demographic data gathered from EHR), and more. Notable examples of such healthcare platforms include ZotCare [45] and ilumivu [46], offering APIs for third-party integration. In our context, the Orchestrator functions as a third party, accessing user data with their consent to facilitate personalization within our healthcare chatbot.

Information retrieval platforms fetches the most current and pertinent data from healthcare sources, such as healthcare literature, reputable websites, or knowledge graphs using search engines or retrieval models [47, 48]. Accessing this retrieved information equips CHAs with up-to-date, personalized knowledge, enhancing its trustworthiness while reducing hallucination and bias. Let’s consider a scenario for stress level estimation where the Task Planner lacks knowledge of stress measurement methods. In response, it requests a search for recent documents on stress measurement techniques through the retrieval platforms.

AI platforms provide data analytics tools to extract information, associations, and insights from data [17, 21], playing a crucial role in the evolving landscape of LLM-healthcare integration, enhancing trustworthiness and personalization. They can perform various tasks, including data denoising, abstraction, classification, and event detection, to mention a few [17, 21]. As generative models, LLMs cannot effectively perform extensive computations or act as machine learning inferences on data. The AI platforms empower our framework to leverage existing health data analytic approaches.

Translator Platforms effectively convert various languages into widely spoken languages such as English, thereby enhancing the accessibility and inclusivity of CHAs. Existing agents face limitations that hinder their usability for large communities globally. Assuming universal text literacy for CHAs often narrows their reach and positioning them as a privilege [49, 50, 51]. Many underserved communities face obstacles while using CHAs due to their educational disparities, financial constraints, and biases that favor developed nations within existing technological paradigms. Our framework, which integrates with Translator platforms, is designed to accommodate and support communication with diverse communities. This integration not only enhances the overall usability of CHAs but also ensures that they can effectively serve a broader range of users with varying linguistic and cultural backgrounds.

It is crucial to note that privacy and security are essential issues in this framework since healthcare applications must address users’ privacy con-

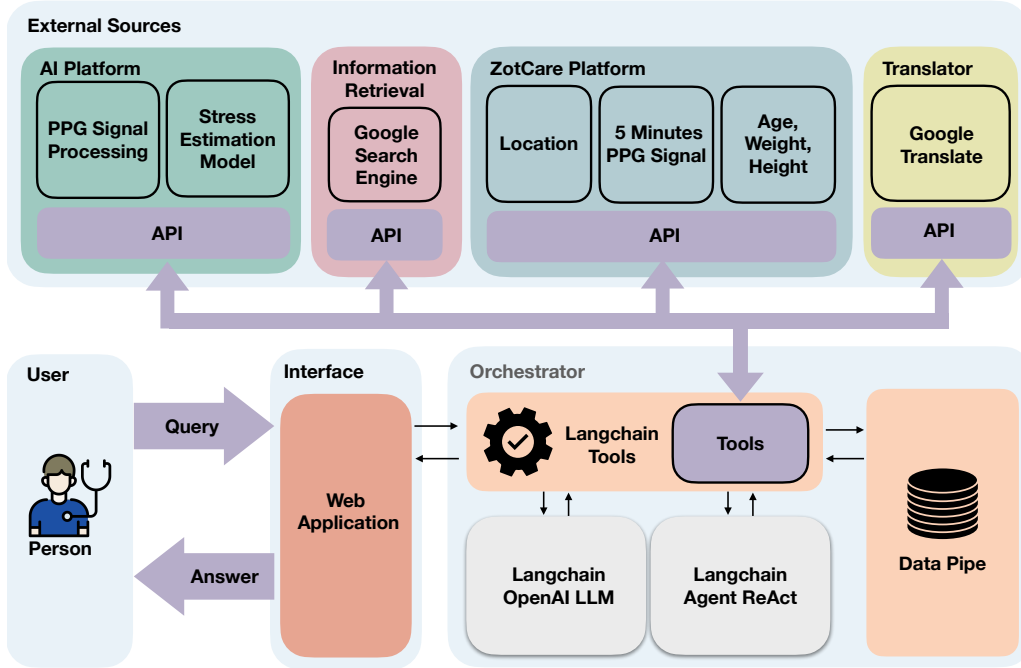


Figure 3: A view of the implemented framework for stress assessment

cerns. Robust privacy measures are crucial for preventing unauthorized access, data breaches, and identity theft, which can have severe consequences for patients and healthcare providers [52, 53]. Before transferring data from External Sources to the Orchestrator, we will employ data de-identification and anonymization to ensure privacy [54]. For example, in this data transformation process, GPS coordinates are converted into more generalized labels like 'home,' 'gym,' and 'work' within the Healthcare Platform. Moreover, we will ensure secure data transmission between the Orchestrator and External Sources by implementing cryptographic tools [55].

DEMONSTRATION

We demonstrate the capability of the proposed framework through a case study on physiological stress assessment. This case study shows the framework’s effectiveness in understanding user queries, establishing links between the user’s stored health data and the requested information, particularly in cases requiring analysis, and outlining the necessary steps to provide a per-

sonalized response.

Figure 3 provides an overview of the implemented framework. In the following, we first outline the setup. Then, we demonstrate the capabilities of the proposed framework with two scenarios in which users inquire about their stress levels.

Setup

The framework is implemented by developing multiple server services on several docker containers [56], and they are connected using docker-compose [57]. We use Flask [58], a Python-based server development framework for providing APIs. Each component is developed within one server service. Different components implemented in our framework are as follows.

The *Orchestrator* is built using the LangChain framework [59]. We employ the ReAct Agent [37] as the Task Planner to identify a sequential plan (e.g., data gathering and biosignal analysis) aimed at extracting the required information. The plan is executed by the Task Executor, implemented via separate LangChain tools [60] interacting with the APIs of the External Sources. Additionally, the OpenAI gpt-3.5-turbo [61] was leveraged as the Response Generator to transform the obtained information into a comprehensible empathetic response.

As the *Healthcare Platform*, we use ZotCare [42], which enables integration with various health data sources in our setup. The data used in our experiment are part of a longitudinal study on college students’ mental health [62]. PPG data were collected via Samsung Gear Sport smartwatches [63], with a sampling frequency of 20 Hz, while the participants engaged in free-living conditions. Geolocation data were acquired via users’ smartphones, and users’ demographic info was collected through questionnaires. More details can be found in [62].

The *AI platform* includes PPG signal processing and stress estimation model. In our PPG signal processing, we utilized a PPG analysis pipeline encompassed various steps, such as signal quality assessment [64], PPG denoising [65], systolic peaks detection [66], and heart rate variability (HRV) metrics extraction. In our case study, we extracted a total of 32 HRV parameters, such as the root mean square of successive differences between normal heartbeats (RMSSD), low-frequency (LF), and high-frequency (HF) values [67, 68]. The stress estimation model is a Neural Network trained using our PPG dataset [62]. Initially, we utilized an autoencoder to reduce the dataset’s

32 HRV features to 12. Then, a four-layer neural network categorizes the 12 features into five stress levels. The evaluation of the stress estimation model showed an 86% accuracy rate on a test set.

Furthermore, we integrated the Google search engine [60] to the framework as the *Information Retrieval platform*. Google Translate [35] was used as the *Translator* component, automatically detecting source languages and providing English translations.

Scenarios

Scenario 1: Let us showcase the functionality of the implemented framework through a scenario involving human interaction (see Figure 4). The user submits an inquiry about their stress level in Spanish using the interface. The Task Planner (i.e., ReAct Agent) is responsible for determining which API to call based on the input. In this first scenario, we opted to exclude the Stress Estimation Model from the tools, instead relying on the LLM to deduce the stress level once sufficient data has been accumulated. In this scenario, the following steps were taken.

- Step 1:** The Langchain tool utilizes the Google Translate API to translate queries from Spanish into English.
- Step 2:** The planner initially assesses the user’s query regarding their stress level. However, it recognizes a lack of adequate information on objectively assessing stress and determining the necessary data. As a result, it initiates a query to the Google search engine. This step enables the framework to retrieve relevant information from external sources, mitigating potential hallucinations that might arise from using LLMs.
- Step 3:** The search engine provides information on measuring the user’s stress, grounded in the understanding that the autonomic nervous system directly impacts the body’s physiological stress response, with the autonomic nervous system governing HRV [69, 67, 70].
- Step 4:** Using the insights from the search engine (the requirement of HRV for stress estimation) and the Langchain tools’ external sources description (which specifies HRV can be extracted from PPG), the Task Planner deduces the need to contact ZotCare to obtain a 5-minute PPG signal. Notably, ZotCare contains additional parameters, such as the user’s

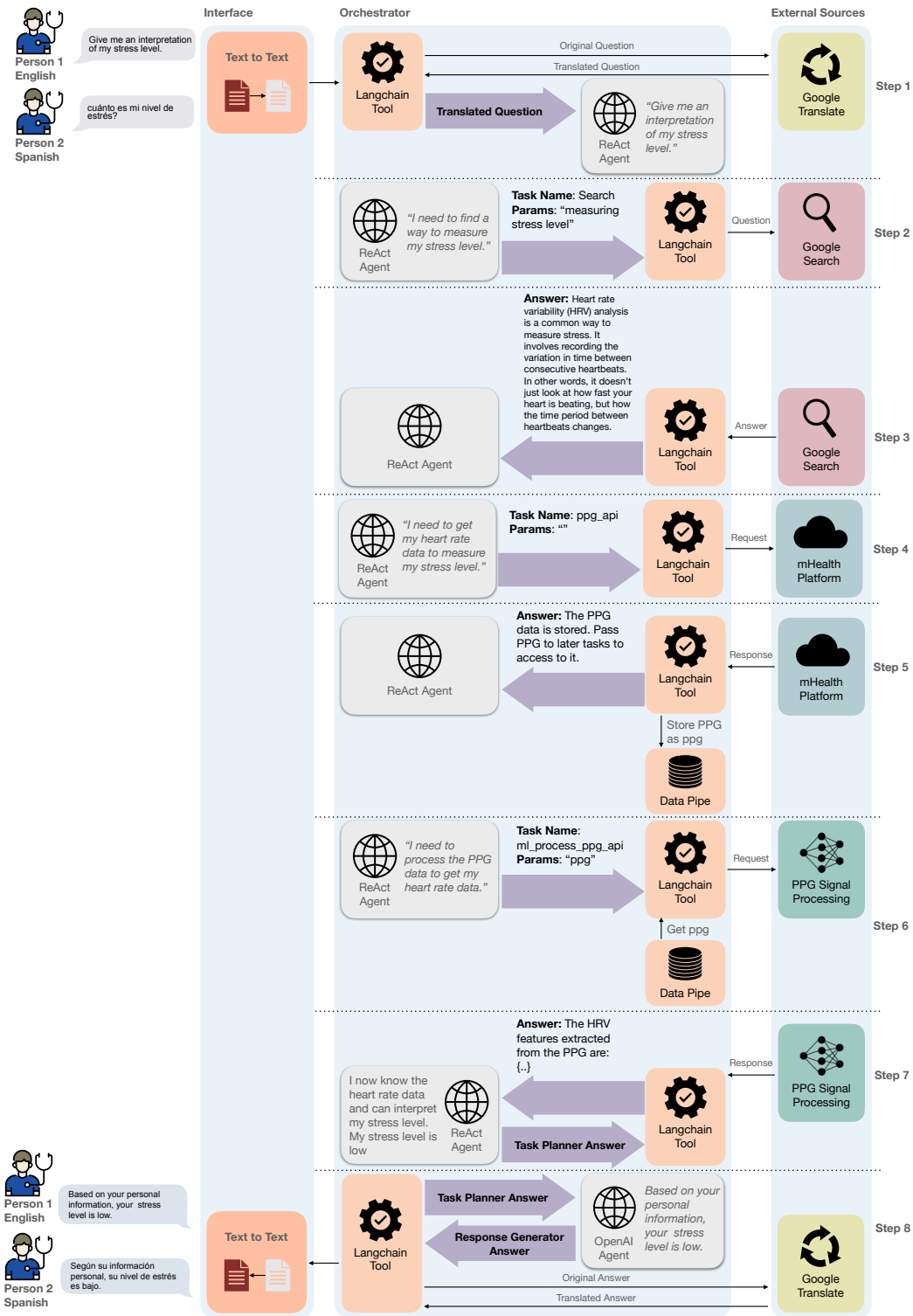


Figure 4: A case study on stress level estimation, Scenario 1

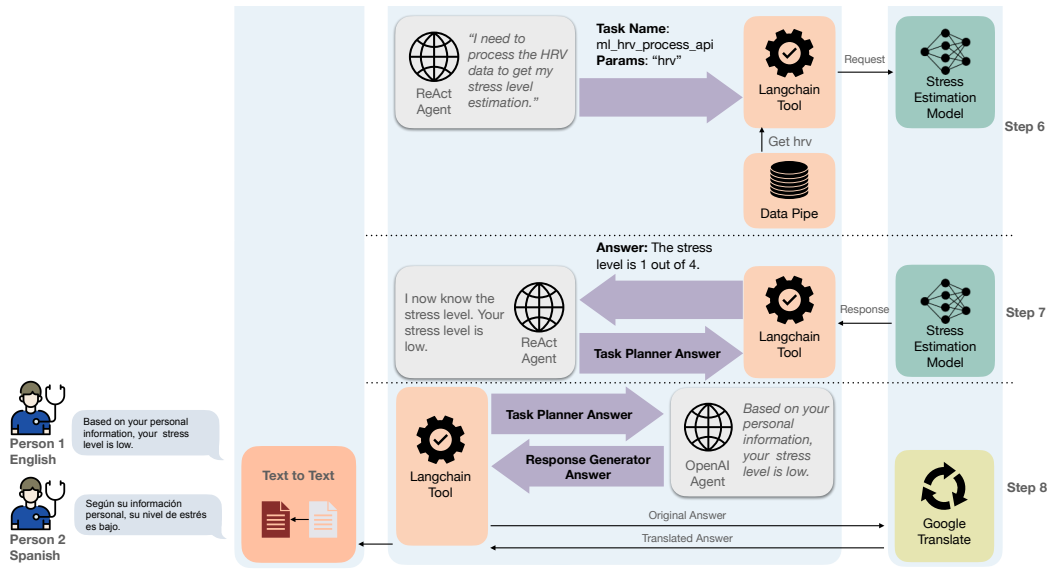


Figure 5: A case study on stress level estimation, Scenario 2. A stress estimation model is added to the AI platform.

geolocation, though these are disregarded in addressing this particular query.

- Step 5:** The PPG data are temporarily stored in the Data Pipe.
- Step 6:** The Task Executor calls the ML Platform to extract HRV from PPG.
- Step 7:** The Task Planner leverages the calculated HRV to infer the user’s stress level and prepare the response. Then, the Task Planner decides that it has enough information to answer the query. The final answer is sent over to the Task Executor.
- Step 8:** The Task Executor passes the Task Planner answer to the Response Generator. The Response generator prepares the proper answer. Finally, The Translator API translates the response from English to Spanish, which is then dispatched to the user through the interface.

The noteworthy aspect of this situation lies in the automation of all steps, whereby we abstained from explicitly composing any code to instruct the Task Planner to understand a connection between stress and HRV or HRV and PPG. Instead, the Task Planner harnessed its LLM-powered knowledge base to discern intelligently the requisite actions and execute appropriate API calls.

Scenario 2: In the second scenario, we integrated a machine learning-based stress estimation model into the system, enabling the LLM to leverage it for stress level assessment. This particular scenario is depicted in Figure 5. Steps 2 and 3 are no longer performed; instead, the Task Planner calls our stress level estimation model after acquiring HRV data due to the introduction of the stress level estimation model as a new capability in our toolkit. In response to this addition, the Task Planner deduces from the tool descriptions that stress levels can be inferred from HRV data, prompting the direct request for PPG data acquisition followed by HRV extraction. Subsequently, the Task Planner invokes the stress estimation tool using the HRV data (Step 6), leading to the model’s return of the stress level estimation in Step 7. Lastly, Step 8 mirrors the actions of the previous scenario.

DISCUSSION

We briefly discuss our proposed framework’s advantages, potential, and limitations.

Healthcare tools connected to CHAs are selected based on the specific application of interest. As a result, CHAs need to have the capability to integrate with a wide range of healthcare tools and support the addition of new functionalities. The proposed framework enhances the *extensibility* of CHAs, enabling the Orchestrator to establish communication with various systems and tools as External Sources. For example, we added a new stress level estimation model to Scenario 2 in our demonstration by incorporating it as a new AI platform. This addition can potentially enhance stress detection accuracy and, consequently, improve the model’s response. This high-level extensibility allows diverse communities to contribute ideas and connect their tools to CHAs, leading to more precise user responses.

Additionally, the framework offers a high degree of *upgradability*, allowing researchers to swap out external sources and even core Orchestrator components easily. In our case study, we utilized ReAct LLM as the Task Planner to demonstrate our framework’s functionality in a stress monitoring case study. If necessary, ReAct LLM can be replaced with other models. Multiple planners can also be employed for various tasks and languages, with the Task Executor selecting the appropriate planner based on task requirements and metadata.

The proposed framework also provides a high level of *explainability* for CHAs. It enables users to ask about the sequence of tools used and actions

taken to generate a response. This attribute plays a crucial role in building trust between users and CHAs, as it improves transparency in obtaining a response, enabling the evaluation of CHAs in terms of trustworthiness and reliability. For example, in our case study, if the user asks, 'How is my stress calculated?' the framework will provide an answer, explaining that the user's PPG and HRV are used, and the stress level is extracted using HRV.

Moreover, the framework offers customizable task pooling and scheduling (*customizability*). Prompt engineering enables the Orchestrator to prioritize tasks, establish dependencies, and execute multiple tasks concurrently. In our case study, fetching PPG data precedes PPG processing for HRV extraction. By specifying this order, the Task Planner plans to retrieve PPG data before processing it. In many cases, dependencies do not need explicit definitions, and the Task Planner can automatically infer and establish them.

While employing mini-performant systems offers several advantages, It is important to note that the response time of the model may be affected. Consequently, the latency of CHAs may increase. As the number of steps and tasks expands, our framework's response time may also rise, potentially reducing its usability. Another potential challenge is the token limits of LLMs, which limit the number of tools the Task Planner can accommodate. However, there have been recent advancements in increasing LLM token limits, as indicated by recent progress [71], which may help alleviate this issue in the future.

CONCLUSION AND FUTURE WORK

This paper presented an LLM-powered framework designed to empower CHAs in effectively addressing healthcare-related queries through the analysis of input questions, data collection, action execution, and the delivery of personalized responses. We demonstrated the framework's effectiveness using a case study on stress monitoring enabled by smartwatches' data. Our future work will consider developing prompt engineering and fine-tuning methods to enhance the Orchestrator's problem-solving capabilities. Additionally, we will carry out case studies to expand support for other multimodal data sources, including medical images and genomics, and their analysis platforms.

REFERENCES

- [1] Sallam M. ChatGPT utility in healthcare education, research, and practice: systematic review on the promising perspectives and valid concerns. In: *Healthcare*. vol. 11. MDPI; 2023. p. 887.
- [2] OpenAI. ChatGPT: OpenAI's Conversational AI Model; 2021. Accessed: 08, 2023. <https://openai.com/chatgpt>.
- [3] Han T, Adams LC, Papaioannou JM, Grundmann P, Oberhauser T, Löser A, et al. MedAlpaca—An Open-Source Collection of Medical Conversational AI Models and Training Data. *arXiv preprint arXiv:230408247*. 2023.
- [4] Tu T, Azizi S, Driess D, Schaeckermann M, Amin M, Chang PC, et al. Towards Generalist Biomedical AI. *arXiv preprint arXiv:230714334*. 2023.
- [5] Meier P, Beinke JH, Fitte C, Behne A, Teuteberg F. FeelFit-Design and Evaluation of a Conversational Agent to Enhance Health Awareness. In: *ICIS*; 2019. .
- [6] Montenegro JLZ, da Costa CA, da Rosa Righi R. Survey of conversational agents in health. *Expert Systems with Applications*. 2019;129:56-67.
- [7] Denecke K, May R. Investigating conversational agents in healthcare: Application of a technical-oriented taxonomy. *Procedia Computer Science*. 2023;219:1289-96.
- [8] Tudor Car L, Dhinakaran DA, Kyaw BM, Kowatsch T, Joty S, Theng YL, et al. Conversational agents in health care: scoping review and conceptual analysis. *Journal of medical Internet research*. 2020;22(8):e17158.
- [9] Laranjo L, Dunn AG, Tong HL, Kocaballi AB, Chen J, Bashir R, et al. Conversational agents in healthcare: a systematic review. *Journal of the American Medical Informatics Association*. 2018;25(9):1248-58.
- [10] Milne-Ives M, de Cock C, Lim E, Shehadeh MH, de Pennington N, Mole G, et al. The effectiveness of artificial intelligence conversational agents in health care: systematic review. *Journal of medical Internet research*. 2020;22(10):e20346.
- [11] Moudatsou M, Stavropoulou A, Philalithis A, Koukouli S. The role of empathy in health and social care professionals. In: *Healthcare*. vol. 8. MDPI; 2020. p. 26.
- [12] Abbasian M, Khatibi E, Azimi I, Oniani D, Abad ZSH, Thieme A, et al. Foundation Metrics: Quantifying Effectiveness of Healthcare Conversations powered by Generative AI. *arXiv preprint arXiv:230912444*. 2023.
- [13] Moreira A, Quintas C, Guimarães T, Santos MF. Multichannel Mobile Companions for Personalized Healthcare Opportunities and Challenges. *Procedia Computer Science*. 2023;220:838-43.
- [14] Moore O. How Are Consumers Using Generative AI?; 2023. Accessed: 09, 2023. <https://a16z.com/how-are-consumers-using-generative-ai/?fbclid=IwAR3F0G14yP69CijzGZnKF42v8n3nu1a7FgCi051Ep187a8pZSsz3WQtLQh0I>.

- [15] Plsek PE, Greenhalgh T. The challenge of complexity in health care. *Bmj*. 2001;323(7313):625-8.
- [16] Sturmberg JP, Martin CM. Complexity and health—yesterday’s traditions, tomorrow’s future. *J Eval Clin Pract*. 2009;15(3):543-8.
- [17] Topol EJ. As artificial intelligence goes multimodal, medical applications multiply. American Association for the Advancement of Science; 2023.
- [18] Luo R, Sun L, Xia Y, Qin T, Zhang S, Poon H, et al. BioGPT: generative pre-trained transformer for biomedical text generation and mining. *Briefings in Bioinformatics*. 2022;23(6):bbac409.
- [19] Li Y, Li Z, Zhang K, Dan R, Jiang S, Zhang Y. ChatDoctor: A Medical Chat Model Fine-Tuned on a Large Language Model Meta-AI (LLaMA) Using Medical Domain Knowledge. *Cureus*. 2023;15(6).
- [20] Zhao WX, Zhou K, Li J, Tang T, Wang X, Hou Y, et al. A survey of large language models. *arXiv preprint arXiv:230318223*. 2023.
- [21] Han R, Acosta JN, Shakeri Z, Ioannidis J, Topol E, Rajpurkar P. Randomized Controlled Trials Evaluating AI in Clinical Practice: A Scoping Evaluation. *medRxiv*. 2023:2023-09.
- [22] Biswas S. ChatGPT and the future of medical writing. Radiological Society of North America; 2023.
- [23] Aydın Ö, Karaarslan E. OpenAI ChatGPT generated literature review: Digital twin in healthcare. Available at SSRN 4308687. 2022.
- [24] Chen S, Kann BH, Foote MB, Aerts HJ, Savova GK, Mak RH, et al. The utility of ChatGPT for cancer treatment information. *medRxiv*. 2023:2023-03.
- [25] Liu C, Ma Y, Kothur K, Nikpour A, Kavehei O. BioSignal Copilot: Leveraging the power of LLMs in drafting reports for biomedical signals. *medRxiv*. 2023:2023-06.
- [26] Lee J, Yoon W, Kim S, Kim D, Kim S, So CH, et al. BioBERT: a pre-trained biomedical language representation model for biomedical text mining. *Bioinformatics*. 2020;36(4):1234-40.
- [27] Gu Y, Tinn R, Cheng H, Lucas M, Usuyama N, Liu X, et al. Domain-specific language model pretraining for biomedical natural language processing. *ACM Transactions on Computing for Healthcare (HEALTH)*. 2021;3(1):1-23.
- [28] Gutierrez BJ, McNeal N, Washington C, Chen Y, Li L, Sun H, et al. Thinking about gpt-3 in-context learning for biomedical ie? think again. *arXiv preprint arXiv:220308410*. 2022.
- [29] Moradi M, Blagec K, Haberl F, Samwald M. Gpt-3 models are poor few-shot learners in the biomedical domain. *arXiv preprint arXiv:210902555*. 2021.
- [30] Xu S, Yang L, Kelly C, Sieniek M, Kohlberger T, Ma M, et al. ELIXR: Towards a general purpose X-ray artificial intelligence system through alignment of large language models and radiology vision encoders. *arXiv preprint arXiv:230801317*. 2023.

- [31] Belyaeva A, Cosentino J, Hormozdiari F, McLean CY, Furlotte NA. Multimodal LLMs for health grounded in individual-specific data. arXiv preprint arXiv:230709018. 2023.
- [32] Guerreiro NM, Alves D, Waldendorf J, Haddow B, Birch A, Colombo P, et al. Hallucinations in large multilingual translation models. arXiv preprint arXiv:230316104. 2023.
- [33] Neisser U. Perceiving, anticipating, and imagining. In: Perception and Cognition: Issues in the Foundations of Psychology. University of Minnesota Press, Minneapolis; 1978. .
- [34] Google. Google Speech to Text; 2023. Accessed: 10, 2023. <https://cloud.google.com/speech-to-text>.
- [35] Google. Google Translate; 2023. Accessed: 10, 2023. <https://py-googletrans.readthedocs.io/en/latest/>.
- [36] Luz EJdS, Schwartz WR, Cámara-Chávez G, Menotti D. ECG-based heartbeat classification for arrhythmia detection: A survey. Computer methods and programs in biomedicine. 2016;127:144-64.
- [37] Yao S, Zhao J, Yu D, Du N, Shafran I, Narasimhan K, et al. React: Synergizing reasoning and acting in language models. arXiv preprint arXiv:221003629. 2022.
- [38] Wang L, Xu W, Lan Y, Hu Z, Lan Y, Lee RKW, et al. Plan-and-solve prompting: Improving zero-shot chain-of-thought reasoning by large language models. arXiv preprint arXiv:230504091. 2023.
- [39] Karpas E, Abend O, Belinkov Y, Lenz B, Lieber O, Ratner N, et al. MRKL Systems: A modular, neuro-symbolic architecture that combines large language models, external knowledge sources and discrete reasoning. arXiv preprint arXiv:220500445. 2022.
- [40] Lyu H, Jiang S, Zeng H, Xia Y, Luo J. LLM-Rec: Personalized Recommendation via Prompting Large Language Models. arXiv preprint arXiv:230715780. 2023.
- [41] Hao Y, Chi Z, Dong L, Wei F. Optimizing prompts for text-to-image generation. arXiv preprint arXiv:221209611. 2022.
- [42] Labbaf S, Abbasian M, Azimi I, Dutt N, Rahmani AM. ZotCare: a flexible, personalizable, and affordable mhealth service provider. Frontiers in Digital Health. 2023;5.
- [43] Jusoh S. A Survey on Trend, Opportunities and Challenges of mHealth Apps. Int J Interact Mob Technol. 2017;11(6):73-85.
- [44] Chiarini G, Ray P, Akter S, Masella C, Ganz A. mHealth technologies for chronic diseases and elders: a systematic review. IEEE Journal on Selected Areas in Communications. 2013;31(9):6-18.
- [45] Labbaf S, Abbasian M, Azimi I, Dutt N, Rahmani A. ZotCare: A Flexible, Personalizable, and Affordable mHealth Service Provider. Frontiers in Digital Health;5:1253087.
- [46] ilumivu. ilumivu; 2023. <https://ilumivu.com/> [Accessed at June 2, 2023].

- [47] Hiemstra D. Information retrieval models. *Information Retrieval: searching in the 21st Century*. 2009:1-19.
- [48] Turtle HR, Croft WB. A comparison of text retrieval models. *The computer journal*. 1992;35(3):279-90.
- [49] Clarke MA, Moore JL, Steege LM, Koopman RJ, Belden JL, Canfield SM, et al. Health information needs, sources, and barriers of primary care patients to achieve patient-centered care: A literature review. *Health informatics journal*. 2016;22(4):992-1016.
- [50] Jain R. Folk computing. *Communications of the ACM*. 2003;46(4):27-9.
- [51] Borovoy RD. Folk computing: Designing technology to support face-to-face community building [Ph.D. thesis]. Massachusetts Institute of Technology; 2002.
- [52] Hathaliya JJ, Tanwar S. An exhaustive survey on security and privacy issues in Healthcare 4.0. *Computer Communications*. 2020;153:311-35.
- [53] Price WN, Cohen IG. Privacy in the age of medical big data. *Nature medicine*. 2019;25(1):37-43.
- [54] Xu Y, Ma T, Tang M, Tian W. A survey of privacy preserving data publishing using generalization and suppression. *Applied Mathematics & Information Sciences*. 2014;8(3):1103.
- [55] Yakoubov S, Gadepally V, Shear N, Shen E, Yerukhimovich A. A survey of cryptographic approaches to securing big-data analytics in the cloud. In: *2014 IEEE High Performance Extreme Computing Conference (HPEC)*. IEEE; 2014. p. 1-6.
- [56] Merkel D. Docker: lightweight linux containers for consistent development and deployment. *Linux journal*. 2014;2014(239):2.
- [57] Docker. Docker Compose; 2023. Accessed: 10, 2023. <https://docs.docker.com/engine/reference/commandline/compose/>.
- [58] Flask. Flask Framework; 2023. Accessed: 10, 2023. <https://flask.palletsprojects.com/en/3.0.x/>.
- [59] Chase H. LangChain; 2022. Available from: <https://github.com/hwchase17/langchain>.
- [60] Langchain. Search Tool; 2023. Accessed: 10, 2023. https://python.langchain.com/docs/integrations/tools/search_tools.
- [61] Langchain. OpenAI LLM; 2023. Accessed: 10, 2023. <https://python.langchain.com/docs/integrations/llms/openai>.
- [62] Labbaf S, Abbasian M, Nguyen B, Lucero M, Ahmed MS, Yunusova A, et al. Physiological and Emotional Assessment of College Students Using Wearable and Mobile Devices During the 2020 Covid-19 Lockdown: An Intensive, Longitudinal Dataset. *Longitudinal Dataset*. 2023.

- [63] Samsung. Samsung Gear Watch; 2023. Accessed: 10, 2023. <https://www.samsung.com/us/mobile/wearables/smartwatches/gear-sport-blue-sm-r600nzbaxar/>.
- [64] Feli M, Azimi I, Anzanpour A, Rahmani AM, Liljeberg P. An energy-efficient semi-supervised approach for on-device photoplethysmogram signal quality assessment. *Smart Health*. 2023;28:100390.
- [65] Wang Y, Azimi I, Kazemi K, Rahmani AM, Liljeberg P. Ppg signal reconstruction using deep convolutional generative adversarial network. In: 2022 44th Annual International Conference of the IEEE Engineering in Medicine & Biology Society (EMBC). IEEE; 2022. p. 3387-91.
- [66] Kazemi K, Laitala J, Azimi I, Liljeberg P, Rahmani AM. Robust ppg peak detection using dilated convolutional neural networks. *Sensors*. 2022;22(16):6054.
- [67] Shaffer F, Ginsberg JP. An overview of heart rate variability metrics and norms. *Frontiers in public health*. 2017:258.
- [68] Khatibi E, Abbasian M, Azimi I, Labbaf S, Feli M, Borelli J, et al. Impact of COVID-19 Pandemic on Sleep Including HRV and Physical Activity as Mediators: A Causal ML Approach. *medRxiv*. 2023:2023-06.
- [69] Appelhans BM, Luecken LJ. Heart rate variability as an index of regulated emotional responding. *Review of general psychology*. 2006;10(3):229-40.
- [70] Sztajzel J. Heart rate variability: a noninvasive electrocardiographic method to measure the autonomic nervous system. *Swiss medical weekly*. 2004;134(3536):514-22.
- [71] Claude. Claude: A next-generation AI assistant for your tasks, no matter the scale; 2022. Accessed: 09, 2023. <https://www.anthropic.com/product>.